

DEEP DOWN DETECTIVES

**Curriculum Resources
for Unit 13, Bible Truth 5:**



**Why Do God's People Keep
Believing in Him?**

It Is God's Sustaining Grace...

**The Word of God Feeds
God's People!**

Session Prep (especially good for newbies!)

Pray!



Pray for the Holy Spirit to be at work in your and the children's hearts.

Review



If new to the curriculum, look at the **Getting Started with Deep Down Detectives section of the Core Curriculum book.** (p.5) It will be especially helpful to read through the Deep Down Detectives section of **The Praise Factory Tour: Extended Version Book.** This is a visual way to understand what goes on in the classroom. (A pdf of the book is found in the samples section on the website.)

Look through and Learn the Lesson



Read over **lesson plan.** Practice any **songs or action rhymes** you are using. Choose/make up motions to go with these. Choose less with younger children and more with older preschoolers. **Practice the lesson with the visual aids** and using the Big Question Box/Briefcase.

Read and Rehearse the Bible Story with Pictures



Read the Bible story from the Bible. Read the curriculum version. Practice telling it with the storyboard pictures. (If you have not previously laminated the story pictures, do that now.)

Let There Be Music



Download the music and listen to the songs. Choose which of the songs you will use with the children. If using live musicians, make sure they have the sheet music (Appendix A, Core Curriculum book).

Put the Props in Place



1. Prepare your Visual Aids. Put the Big Question, Unit Bible Truths, Bible Truth, Bible Verse, and Listening Assignment signs, as well as the Bible Story script in one side of the Bible folder.
2. Get out your storyboard. Put all background pictures in place (they have a BG by the number). Put the rest of the storyboard pictures (these have a SB by the number) in order of use in the other side of the Bible folder.
3. Put the DDD Bible Folder as well as the Big Question sign in the Big Question Box/Briefcase and shut it. If your box/briefcase has locks and you want to use the unlocking the box as part of your session, lock it now....but make sure you have the key or know the code first.
4. Prepare the music CD or sheet music or mp3 device for use in your session.

Set Out Free Play Activities



Choose and set up free time activities you will use with the children. Choose a variety of different activities that will be enjoyed by different types of children. Rotate the activities you provide to keep them interesting and fresh to your children. (Suggestions in Appendix D, Core Curriculum books.)

Prepare Any Activities



Choose which (if any) of the Bible Truth games and crafts activities you want to use in the session. Bear in mind your time frame as well as the developmental abilities and attention span of your children as you decide which/how many to prepare. **Look over the Discussion Sheet** and choose a few questions you might use to spark discussion with the children as they do their activities (especially good for ages 3's+). Pray for God to give you opportunities to talk about these things with the children.

Let Them Take It with Them



Make copies of the craft/take home sheets, if you are not already using them as one of your activities. You may also want to make copies of the story (see take-home version of each story included in Appendix C with the other take home resources) to have for parents to use with their children at home. There's a link on each craft/take home sheet to the story, if you don't make hard copies.

Store It



After your session is over, collect the resources and store them for future use. This curriculum can be used over and over for years to come.

Unit 13: The God Who Sustains

UNIT OVERVIEW

All people enjoy many good things and suffer many bad or sad things in this world. Enjoying good things or going through bad things make some people turn away from God. They love the good things too much or get mad at God for the bad things that happen.

But that's not what happens with God's people. They have put their trust in Jesus. They want to love God most of all—even more than the good things they enjoy. They trust God and His good plans—even as they go through bad or sad things.

What makes the difference? It's God and His sustaining grace! That is, His gifts of strength to help us keep on believing in Him and living for Him. God will always give His people what they need! He wants them to depend on Him and He loves for them to ask for His help. He will never fail them. God will help you like this, too, if you turn away from your sins and put your trust in Jesus.

In this unit we will learn six ways God sustains His people.

UNIT BIBLE VERSE: Psalm 55:22, ESV

"Cast your burden on the LORD, and he will sustain you; he will never permit the righteous to be moved."

BIG QUESTION UNDER INVESTIGATION: Why Do God's People Keep Believing in Him?

ANSWER: It Is God's Sustaining Grace!

OPTIONAL Big Question 13 INTRODUCTION LESSON (Use Hide 'n' Seek Kids Unit 13 Material)

Story: The Case of the People Who Wouldn't Stop *Acts 17, 1 & 2 Thessalonians*

Bible Verse: Psalm 55:22, ESV

BIBLE TRUTH 1: God Alone Sustains His People (3 Lessons Available)

Story: The Case of the Impossible, Big, Bad, Scary News *Genesis 37:12-36; 39-50; Exodus 1-15*

Bible Verse: Jude 1:24-25, ESV

BIBLE TRUTH 2: God, the Father, Promises to Help His People (3 Lessons Available)

Story: The Case of the Really Bad Remember-ers

Exodus 5-15, 19-20, 24; Numbers 13-14; Joshua 1-5

Bible Verse: Psalm 54:4, 7, ESV

BIBLE TRUTH 3: Jesus Provides God's People with Everything They Need to Live for God

(3 Lessons Available)

The Case of the Man in the Middle *Leviticus 6, 16; Matthew 27; Hebrews 1-5, 9, 10, 18*

Bible Verse: Hebrews 4:15-16, ESV

BIBLE TRUTH 4: The Holy Spirit Works Inside of God's People (3 Lessons Available)

Story: The Case of the Foolish Forgetters *Galatians*

Bible Verse: 2 Corinthians 1:21-22, ESV



BIBLE TRUTH 5: The Word of God Feeds God's People (3 Lessons Available)

Story: The Case of the Confused Christians *Colossians*

Bible Verse: Deuteronomy 8:3, ESV

BIBLE TRUTH 6: God Uses His People to Strengthen and Comfort Each Other (3 Lessons Available)

Story: The Case of the Prayed-for Prisoner *Philippians*

Bible Verse: 2 Corinthians 1:3-4, 10-11, ESV

Deep Down Detectives ESV Songs 13 Track Numbers

This is a listing of all songs mentioned in the unit curriculum. You may or may not choose to use all of the songs. They are listed in easy-reference order--NOT in the order used in the curriculum. You may choose to simply burn a CD/load them onto an mp3 device in this order. Or, you may want to do what we do: choose the songs we want to use and create a play list of them in that order. Then, we burn a CD/upload the play list onto an mp3 device. A teacher only has to click forward to the next song, instead of hunting for the right track. The track number have been included as part of the title of each song, teachers will still have a reference to the track number listed in the curriculum (same as those listed below), even if you change the order on your customized play list.

SONGS USED EVERY UNIT OF THE CURRICULUM

- 1 The Classroom Song v.1
- 2 The Classroom Song v.2
- 3 The Classroom Song v.3
- 4 The Classroom Song v.4
- 5 Deep Down Detectives Theme Song
- 6 The Classroom Rules Song
- 7 Let's Pray Song
- 8 The Big Question Box Song
- 9 The Bible Chant Song
- 10 ACTS Prayer Song (Short Version)
- 11 ACTS Prayer Song (Full Version)

Why the Extra Songs?

Deep Down Detectives is a curriculum used by a wide age-span of kids. Sometimes one of the other songs is a better fit for your kids. Or, you may simply want to teach them more songs on the same Bible Truth. Use as many or as few as you want.

UNIT 13: THE GOD WHO SUSTAINS

- 12 Big Q & A 13 Song
- 13 Big Question 13 Song: Why Do God's People Keep Believing in Him?
- 14 Big Question 13 Bible Verse Song: Cast Your Burden on the LORD Psalm 55:22, ESV
- 15 Extra Big Question 13 Bible Verse Song: Cast Your Burden Psalm 55:22, ESV
- 16 Extra Big Question 13 Bible Verse Song: The LORD Your God Is with You Zephaniah 3:17, NIV 1984
- 17 Big Question 13 Hymn: Jesus Paid It All, v.1
- 18 Big Question 13 Praise Song: I Will Sing of the Mercies

Why Do God's People Keep Believing in Him? It is God's Sustaining Grace...

Bible Truth 1: God Alone Sustains His People

- 19 Bible Verse: To Him Who Is Able Jude 1:24-25, ESV
- 20 Extra Bible Verse: To Him, to Him Jude 1:24-25, ESV
- 21 Extra Bible Verse: Jude Doxology Jude 1:24-25, NIV 1984

Bible Truth 2: God, the Father, Promises to Help His People

- 22 Bible Verse: Behold, God is My Helper: Psalm 54:4,7, ESV
- 23 Extra Bible Verse: Even to Your Old Age Isaiah 46:4,9,11, ESV
- 24 Extra Bible Verse: Though the Earth Give Way Psalm 46:1,2, ESV

Bible Truth 3: Jesus Provides God's People with Everything They Need

- 25 Bible Verse: Let Us with Confidence Hebrews 4:16, ESV
- 26 Extra Bible Verse: Let Us Then Draw Near Hebrews 4:16, ESV

Bible Truth 4: The Holy Spirit Works Inside of God's People

- 27 Bible Verse: It Is God Who Establishes Us with You 2 Corinthians 1:21-22, ESV
- 28 Extra Bible Verse: And It Is God 2 Corinthians 1:21-22, ESV
- 29 Extra Bible Verse: The Fruit of the Spirit Galatians 5:22,25, ESV
- 30 Extra Bible Verse: The Fruit Galatians 5:22,25, ESV
- 31 Extra Bible Verse: I Will Ask the Father John 14:16-17, ESV
- 32 Extra Bible Verse: I Will Give You a New Heart Ezekiel 36:26, ESV
- 33 Extra Bible Verse: You Shall Be Clean Ezekiel 36:25-27, ESV

Bible Truth 5: The Word of God Feeds God's People

- 34 Bible Verse: For Whatever Was Written Romans 15:4, ESV
- 35 Extra Bible Verse: He Humbled You Deuteronomy 8:3, ESV
- 36 Extra Bible Verse: Take Up the Whole Armor Ephesians 6:13,16-18, ESV

Bible Truth 6: God Uses His People to Strengthen and Comfort Each Other

- 37 Bible Verse: Blessed Be the God and Father 2 Corinthians 1:3-4, ESV
- 38 Extra Bible Verse: Praise be to the God and Father 2 Corinthians 1:3-4,10-13, NIV 1984
- 39 Extra Bible Verse: Help Us 2 Corinthians 1:13, ESV (other version)
- 40 Extra Bible Verse: Let Us Hold Fast the Confession Hebrews 10:23-25, ESV
- 41 Extra Bible Verse: Encourage One Another 1 Thessalonians 5:11-15, ESV
- 42 Extra Bible Verse: Build One Another Up 1 Thessalonians 5:11-15, ESV

Big Question 13, Bible Truth 5 Overview: Key Concepts**p.1****Unit 13: The God Who Sustains****Unit Big Question (and Answer):** Why Do God's People Keep Believing in Him? It Is God's Sustaining Grace!**Unit Bible Verse:** "Cast your burden on the LORD, and he will sustain you; he will never permit the righteous to be moved." --Psalm 55:22**Bible Truth 5 Concept: It Is God's Sustaining Grace... The Word of God Feeds God's People!**

When your body is hungry you feed it food. The food makes your body strong to do what you need it to do. But did you know that the spirit God put inside our bodies needs to be fed, too? Not hamburgers or hot dogs, but a spiritual kind of food.

What is this spiritual food? It's the Word of God, the Bible. When God's people read God's Word, the Holy Spirit uses it to feed their spirits. He uses it to help them know God better, to guide them in God's will, and to give them strength to do whatever God wants them to do.

And just like our bodies work best if we feed them each day, God's people know that it is best for their spirits if they read and think about God's Word every day. They know that God uses His Word to sustain them, even through the most difficult times. We can become God's people when we turn away from our sins and trust in Jesus as our Savior. Then God will use His Word to help us to keep on loving and living for Him, too.

Bible Truth 5 Bible Verse: Romans 15:4, ESV

"For whatever was written in former days was written for our instruction, that through endurance and through the encouragement of the Scriptures we might have hope."

Learn a Little "Through the encouragement of the Scriptures we have hope."

Meaning

God's Word, the Bible, was written long ago. God made sure everything was written down just right. He wanted His people to be able to trust every promise, and have hope that He would always take care of them and always be working for their good and His glory. He wanted them to read His Word and be instructed--that is, learn--how He wants them to love Him and live for Him.

God's Word may have been written long, long ago, but it still is just as true as ever. God still uses it to give God's people hope. He uses it to help them keep on loving Him and living for Him. He uses it to help them keep looking forward to the day when they will live with Him forever. Read God's Word! He can use it to help you to trust in Him and live for Him, too! He can give you hope!

Bible Truth 5 ACTS Prayer

- A** God, we praise You for being the Giver of Your Word, the Bible.
- C** We confess that many times we don't want to read Your Word or live by it. We need a Savior!
- T** Thank You for strengthening us with Your Word, the Bible, so that we might know You and love You better. Thank You for using it to help us keep on believing in You and living for You.
- S** God, use Your Word to help us to turn away from our sins and trust in Jesus as our Savior. Help us to want to read Your Word more. Send Your Holy Spirit to work in our hearts, helping us to understand it and live it out. In Jesus' name we pray, Amen.

Big Question 13, Bible Truth 5 Overview: Key Concepts

p.2

Bible Truth 5 Story

The Case of the Confused Christians

Colossians

Songs Used in Bible Truth 5

Big Q & A 13 Song

Big Question 13 Song: Why Do God's People Keep Believing in Him?

Big Question 13 Bible Verse Song: Cast Your Burden on the LORD Psalm 55:22, ESV

Extra Big Question 13 Bible Verse Song: Cast Your Burden Psalm 55:22, ESV (other version)

Extra Big Question 13 Bible Verse Song: The LORD Your God Is with You Zephaniah 3:17, NIV 1984

Big Question 13 Hymn: Jesus Paid It All, v.1

Big Question 13 Praise Song: I Will Sing of the Mercies

Bible Truth 5 Bible Verse: For Whatever Was Written Romans 15:4, ESV

Bible Truth 5 Extra Bible Verse: He Humbled You Deuteronomy 8:3, ESV

Bible Truth 5 Extra Bible Verse: Take Up the Whole Armor Ephesians 6:13,16-18, ESV

1. GETTING STARTED

Intake Activity Ideas	Choose one of these open-ended activities to include children as they join the class:																					
Free Play Time <i>suggestions in Appendix D</i>	Offer your own or some of the easy-to-make, free play activities suggested in Appendix D.																					
OR Sing-along Music Time <i>lyrics and sheet music, Appendix A</i>	<p>Music from Deep Down Detectives (DDD) ESV Songs 13:</p> <table><tr><td>Big Q & A 13 Song</td><td>DDD ESV Songs 13, track 12</td></tr><tr><td>Big Question 13 Song</td><td>DDD ESV Songs 13, track 13</td></tr><tr><td>Big Question 13 (Unit) Bible Verse Song: Cast Your Burden on the LORD Psalm 55:22, ESV</td><td>DDD ESV Songs 13, track 14</td></tr><tr><td>Extra Big Question 13 (Unit) Bible Verse Song: Cast Your Burden Psalm 55:22, ESV</td><td>DDD ESV Songs 13, track 15</td></tr><tr><td>Extra Big Question 13 (Unit) Bible Verse Song: The LORD Your God Is with You Zephaniah 3:17, NIV 1984</td><td>DDD ESV Songs 13, track 16</td></tr><tr><td>Big Question 13 Hymn: Jesus Paid It All, v.1</td><td>DDD ESV Songs 13, track 17</td></tr><tr><td>Big Question 13 Praise Song: I Will Sing of the Mercies</td><td>DDD ESV Songs 13, track 18</td></tr><tr><td>Bible Truth 5 Bible Verse Song: For Whatever Was Written Romans 15:4, ESV</td><td>DDD ESV Songs 13, track 34</td></tr><tr><td>Bible Truth 5 Extra Bible Verse Song: He Humbled You Deuteronomy 8:3, ESV</td><td>DDD ESV Songs 13, track 35</td></tr><tr><td>Bible Truth 5 Extra Bible Verse Song: Take Up the Whole Armor Ephesians 6:13, 16-18, ESV</td><td>DDD ESV Songs 13, track 36</td></tr></table> <p>Add more fun to Sing-along Music Time by adding a Music, Movement & Memory Activity. These activities are listed on p.10 of this lesson plan with the Response Activities. Instructions found in Appendix B.</p>		Big Q & A 13 Song	DDD ESV Songs 13, track 12	Big Question 13 Song	DDD ESV Songs 13, track 13	Big Question 13 (Unit) Bible Verse Song: Cast Your Burden on the LORD Psalm 55:22, ESV	DDD ESV Songs 13, track 14	Extra Big Question 13 (Unit) Bible Verse Song: Cast Your Burden Psalm 55:22, ESV	DDD ESV Songs 13, track 15	Extra Big Question 13 (Unit) Bible Verse Song: The LORD Your God Is with You Zephaniah 3:17, NIV 1984	DDD ESV Songs 13, track 16	Big Question 13 Hymn: Jesus Paid It All, v.1	DDD ESV Songs 13, track 17	Big Question 13 Praise Song: I Will Sing of the Mercies	DDD ESV Songs 13, track 18	Bible Truth 5 Bible Verse Song: For Whatever Was Written Romans 15:4, ESV	DDD ESV Songs 13, track 34	Bible Truth 5 Extra Bible Verse Song: He Humbled You Deuteronomy 8:3, ESV	DDD ESV Songs 13, track 35	Bible Truth 5 Extra Bible Verse Song: Take Up the Whole Armor Ephesians 6:13, 16-18, ESV	DDD ESV Songs 13, track 36
Big Q & A 13 Song	DDD ESV Songs 13, track 12																					
Big Question 13 Song	DDD ESV Songs 13, track 13																					
Big Question 13 (Unit) Bible Verse Song: Cast Your Burden on the LORD Psalm 55:22, ESV	DDD ESV Songs 13, track 14																					
Extra Big Question 13 (Unit) Bible Verse Song: Cast Your Burden Psalm 55:22, ESV	DDD ESV Songs 13, track 15																					
Extra Big Question 13 (Unit) Bible Verse Song: The LORD Your God Is with You Zephaniah 3:17, NIV 1984	DDD ESV Songs 13, track 16																					
Big Question 13 Hymn: Jesus Paid It All, v.1	DDD ESV Songs 13, track 17																					
Big Question 13 Praise Song: I Will Sing of the Mercies	DDD ESV Songs 13, track 18																					
Bible Truth 5 Bible Verse Song: For Whatever Was Written Romans 15:4, ESV	DDD ESV Songs 13, track 34																					
Bible Truth 5 Extra Bible Verse Song: He Humbled You Deuteronomy 8:3, ESV	DDD ESV Songs 13, track 35																					
Bible Truth 5 Extra Bible Verse Song: Take Up the Whole Armor Ephesians 6:13, 16-18, ESV	DDD ESV Songs 13, track 36																					
OR Bible Verse Memory Game <i>instructions found in Appendix B</i>	<p>Lesson 1 Game: Loud and Soft, Big and Little</p> <p>Lesson 2 Game: Freeze ‘n’ Say</p> <p>Lesson 3 Game: Detective Mission Madness Practice</p> <p>These activities are also included on p.10 of this lesson plan with the Response Activities.</p>																					
2. OPENING CIRCLE TIME (introduce the Bible Truth and tell the related Bible story)																						
Gathering the Children <i>lyrics and sheet music, Appendix A</i>	<p>Sing verse 1 of The Classroom Song to gather the children for Circle Time.</p> <p>The Classroom Song, verse 1 DDD ESV Songs 13, track 1</p> <p>Let’s gather together to worship God, Let’s gather together to worship God, Let’s gather together to worship God, Come gather here with me!</p>																					
Welcome to Deep Down Detectives	“Welcome to Deep Down Detectives. We’re so glad you’ve joined us! Detectives are people who look for answers to questions. In Deep Down Detectives, we look for answers to big questions about God. We dig deep down in the truths of God’s Word to find them.”																					

2. OPENING CIRCLE TIME, continued

<p>Deep Down Detectives Theme Song</p> <p><i>lyrics and sheet music, Appendix A</i></p>	<p>"Let's sing our Deep Down Detectives Theme Song."</p> <p>Deep Down Detectives Theme Song <i>DDD ESV Songs 13, track 5</i></p> <p>We're Deep Down Detectives, diggin' deep in God's Word, For truths about God and His plans for this world, We're seeking to love Him, with all of our heart, We're Deep Down Detectives! Come on! Let's start!</p>
<p>Classroom Rules Song</p> <p><i>lyrics and sheet music, Appendix A</i></p>	<p>There are two very important things that Deep Down Detectives do together: we worship God and we love one another. Our Classroom Rules Song reminds us how we should act. Let's sing it."</p> <p>Classroom Rules Song <i>DDD ESV Songs 13, track 6</i></p> <p>Shh, be quiet while someone is talking, Raise your hand, if you have something to say, Don't touch your friend, sitting beside you, Obey your teachers, Be kind as you play. These are our classroom rules, These are our classroom rules, They help us worship God and love one another, These are our classroom rules.</p>
<p>Opening Prayer Time</p> <p><i>lyrics and sheet music, Appendix A</i></p>	<p>"Children, we need God's help to keep these rules. Let's ask Him to help us right now. Let's get ready and pray."</p> <p>Let's Pray <i>DDD ESV Songs 13, track 7</i></p> <p>1-2-3! Fold your hands, Bow your head, Close your eyes. Let's pray! <i>(repeat)</i></p> <p>"Let's pray:"</p> <p>Opening Prayer</p> <p>Dear Lord, We're so glad to get to gather together to worship You! Please help us keep the classroom rules. Please help us to love You and learn about You today. In Jesus' name we pray. Amen.</p>

2. OPENING CIRCLE TIME, continued**Reveal the
Big Question****Introduce the
Big Question
Box/Briefcase***lyrics and sheet music,
Appendix A*

"Detectives INVESTIGATE things. That means they ask questions and look for answers. Deep Down Detectives investigate big questions about God. The Big Question we are investigating today is right inside our Big Question Box/Briefcase.

The Big Question Box Song*DDD ESV Songs 13, track 8*

We've got a big box,
All closed up and locked,
Filled with the truths of God's Word.

We've got a brief case,
There's no time to waste,
Come on, kids, let's open it up!

**The Big Question
under
Investigation***VISUAL take out
AID**of BQB**Big Question &
Answer Sign, front side***found in the DDD Unit 13
Visual Aids, NIV Book*

Ok, who would like to open for me and pull out the Big Question?"

Choose a child to open the box/briefcase, take out the Big Question and hand it to you, then hold up the Big Question sign for all the children to see, and say:

The Big Question we are investigating today is Big Question Number 13:

Why Do God's People Keep Believing in Him?

and the Answer is:

It Is God's Sustaining Grace!**Big Question
Meaning**

All people enjoy many good things and suffer many bad or sad things in this world. Enjoying good things or going through bad things make some people turn away from God. They love the good things too much or get mad at God for the bad things that happen.

But that's not what happens with God's people. They have put their trust in Jesus. They want to love God most of all--even more than the good things they enjoy. They trust God and His good plans--even as they go through bad or sad things.

What makes the difference? It's God and His sustaining grace! That is, His gifts of strength to help us keep on believing in Him and living for Him. God will always give His people what they need! He wants them to depend on Him and He loves for them to ask for His help. He will never fail them. God will help you like this, too, if you turn away from your sins and put your trust in Jesus.

Big Question Songs**Big Q & A 13 Song***lyrics and sheet music,
Appendix A*

"Let's sing our Big Question Song:

Big Q & A 13 Song*DDD ESV Songs 13, track 12**(adapted version of "On Top of Old Smoky")*

Why do God's people keep believing in God?
And why do God's people keep living for Him?
Because God sustains them, yes, God alone,
That's why God's people keep believing in God.

2. OPENING CIRCLE TIME, continued**Learning about
the Big Question**

Repeat the Big Question and Answer again:

"Why Do God's People Keep Believing in Him? It is God's Sustaining Grace!"

Say: "Hmmm, I wonder what that means... Let's do our action rhyme (or sing our song) that explains it."

Then sing the song using any of the optional motions suggested, if desired.

**Big Question
(Action Rhyme)
Song**

*lyrics and sheet music,
Appendix A*

Big Question 13 (Action Rhyme) Song

DDD ESV Songs 13, track 13

(POSSIBLE ACTIONS)

Why do God's people keep believing in Him?
What keeps them going?
Why do they persevere?
There's just one reason for their lasting faith,
It is grace, God's sustaining grace,

*Hold up one finger
Point up to God in heaven*

That's why God's people say:
"I'm gonna keep on believing in God,
I'm gonna keep on living for Him,
Yes, I'm gonna keep on believing in God,
And It's all thanks to Him, thanks to Him.

Point up to God in heaven

God sustains His people in many ways,
His Spirit works inside them
As they read His Word and pray,
He gives them faith to keep in trusting in Him,
To keep on living for Him to the very end.

Touch heart

*Make open Bible with open palms,
Make prayer hands*

That's why God's people say:
"I'm gonna keep on believing in God,
I'm gonna keep on living for Him,
Yes, I'm gonna keep on believing in God,
And It's all thanks to Him, thanks to Him.

Point up to God in heaven

Raise hands up in praise

Lesson Plan: Big Question 13, Bible Truth 5

use with all THREE lessons

p.5**2. OPENING CIRCLE TIME, continued****Learning the Bible Truth**

VISUAL take out

AID



of BQB

VISUAL AID

All the Bible Truths Sign

"It Is God's Sustaining Grace" is a good beginning, but there's so more to learn. So it's time for us to dig down even deeper for more answers to our Big Question about God. We're going to be learning **SIX** Bible truths that all tell us more about God's sustaining grace.

Who would like to hand me the picture with our six Bible truths on it? It's in the Big Question Box/Briefcase." *Choose a child to get it and hand it to you, then hold it up and show them the pictures of the six truths they will be learning.*

Bible Truth Clue

VISUAL take out

AID



of BQB

Bible Truth Clue Sign,

front side

VISUAL AID

After everyone has had a good look, say...

"Ok, we've learned four truths about how God sustains His people. They are: "God Alone Sustains His People," "God, the Father, Promises to Help His People," "Jesus Provides God's People with Everything They Need to Live for God," and, "The Holy Spirit Works Inside of God's People." (point to pictures as you identify each Bible Truth). Now let's look at our Bible Truth Clue sign and see if we can figure out which of these six truths we will be learning about today. Who would like to get it out of the Big Question Briefcase for me?"

Choose a child to open the briefcase, take out the Bible Truth Clue sign and hand it to you. Hold up the front side for the children to see. Cover up the answer, written along the bottom, and say:

"Why Do God's People Keep Believing in Him?

It Is God's Sustaining Grace!

The ???? of God Feeds God's People!"

We're missing one word. Here's the hint to what the missing word is. It says: "The Bible is called "God's ____?" It starts with a "W" and it rhymes with "heard."

Can you guess? It's "WORD."

So, the Bible Truth we are learning today is:

(uncover answer from bottom of sign, show it to them and say:)

"Why Do God's People Keep Believing in Him?

It Is God's Sustaining Grace!

The WORD of God Feeds God's People!"

Hint**Bible Truth Meaning**

And here is what this Bible Truth means: *(read the meaning off of the back of the sign, say:)*

When your body is hungry you feed it food. The food makes your body strong to do what you need it to do. But did you know that the spirit God put inside our bodies needs to be fed, too? Not hamburgers or hot dogs, but a spiritual kind of food.

What is this spiritual food? It's the Word of God, the Bible. When God's people read God's Word, the Holy Spirit uses it to feed their spirits. He uses it to help them know God better, to guide them in God's will, and to give them strength to do whatever God wants them to do.

And just like our bodies work best if we feed them each day, God's people know that it is best for their spirits if they read and think about God's Word every day. They know that God uses His Word to sustain them, even through the most difficult times. We can become God's people when we turn away from our sins and trust in Jesus as our Savior. Then God will use His Word to help us to keep on loving and living for Him, too.

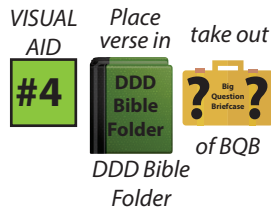
2. OPENING CIRCLE TIME, continued**Learning the Bible Verse****The Bible Chant Song***lyrics and sheet music, Appendix A*

"And how do I know this is true? God tells me so in His special book, the Bible."

Say or sing the Bible Chant Song.

The Bible Chant Song*DDD ESV Songs 13, track 9*

The Bible, the Bible,
 Let's get out the Bible.
 Let's hear what God has to say.
 The Bible, the Bible,
 God's given us the Bible.
 It's His Word for us to learn and obey! Yay!

Bible Verse*DDD 13.4 Bible Verse-front side (in the DDD Bible folder)***found in the DDD Unit 13 Visual Aids, ESV Book*

"Who would like to get our Bible folder out of the Big Question Briefcase for me?"

Choose a child to open the briefcase, take out the "Bible" folder and hand it to you. Remove the Bible Verse Picture from the "Bible" folder and hold it up for all the children to see, then say:

Romans 15:4 tells us:

Romans 15:4, ESV

"For whatever was written in former days was written for our instruction, that through endurance and through the encouragement of the Scriptures we might have hope."

Learn a Little: "Through the encouragement of the Scriptures we have hope."

Bible Verse Meaning**What does that mean?**

God's Word, the Bible, was written long ago. God made sure everything was written down just right. He wanted His people to be able to trust every promise, and have hope that He would always take care of them and always be working for their good and His glory. He wanted them to read His Word and be instructed--that is, learn--how He wants them to love Him and live for Him.

God's Word may have been written long, long ago, but it still is just as true as ever. God still uses it to give God's people hope. He uses it to help them keep on loving Him and living for Him. He uses it to help them keep looking forward to the day when they will live with Him forever. Read God's Word! He can use it to help you to trust in Him and live for Him, too! He can give you hope!


2. OPENING CIRCLE TIME, continued

<p>Bible Verse Song</p> <p><i>lyrics and sheet music, Appendix A</i></p> <p><i>You might also enjoy:</i></p> <p><i>He Humbled You Deuteronomy 8:3, ESV DDD ESV Songs 13, track 35</i></p> <p><i>Take Up the Whole Armor Ephesians 6:13,16-18, ESV DDD ESV Songs 13, track 36</i></p>	<p>We've said our Bible verse, now let's sing it!</p> <p>For Whatever Was Written: Romans 15:4</p> <p><i>DDD ESV Songs 13, track 34</i></p> <p>For whatever was written in former days Was written for our instruction, For whatever was written in former days Was written for our instruction. That through endurance and encouragement, Of the Scriptures, we might have hope. That through endurance and encouragement, Of the Scriptures, we might have hope. Romans Chapter Fifteen, verse four.</p>
---	---

Lesson Plan: Big Question 13, Bible Truth 5

use with all THREE lessons

p.8**2. OPENING CIRCLE TIME, continued**

Getting into the Case	<p>"Now it's time to do a bit more deep down investigating. Let's see what Detective Dan wants us to help him figure out. Would someone like to get it out for me?"</p>
Listening Assignments <div style="display: flex; align-items: center;"> <div style="text-align: center; margin-right: 10px;"> <i>Place in</i>  </div> <div style="text-align: center;"> <i>take out</i>  </div> </div> <div style="text-align: center; margin-top: 5px;"> <i>of BQB</i> </div>	<p>NOTE: Listening assignments are most suitable for ages 3+. Skip straight to the Bible story (see bottom of this page), if working with 2 year olds.</p> <p>"Let's open up our listening assignment and see what we are supposed to figure out today.</p> <p><i>Choose a child to take out the Listening Assignment (from the DDD Bible Folder) and hand it to you. Read Detective Dan's letter to the children that includes the listening assignment. The listening assignments are summarized below:</i></p>
<div style="text-align: center;"> VISUAL AID  <i>DDD Unit 13 Visual Aids, ESV</i> </div>	<p><u>Detective Dan's Lesson #1 Listening Assignment:</u></p> <p>I need to find out:</p> <ol style="list-style-type: none"> 1. Where were teachers teaching bad things to believers? What were they confused about? 2. What book could help them know the truth?
<div style="text-align: center;"> VISUAL AID  <i>DDD Unit 13 Visual Aids, ESV</i> </div>	<p><u>Detective Dan's Lesson #2 Listening Assignment:</u></p> <p>Our Bible Verse is Romans 15:4, ESV:</p> <p>"For whatever was written in former days was written for our instruction, that through endurance and through the encouragement of the Scriptures we might have hope."</p> <p>I need to find out:</p> <ol style="list-style-type: none"> 1. What was bad about the teachers in Colossae? 2. What book could the believers read to help them know how to live for God?
<div style="text-align: center;"> VISUAL AID  <i>*Listening Assignment #3 includes the Assignment Sheet, plus 6 clue pictures*</i> <i>DDD Unit 13 Visual Aids, ESV</i> </div>	<p><u>Detective Dan's Lesson #3 Listening Assignment:</u></p> <p>I found six clues, but only 4 of them are in the story. They are: a rabbit, a bad teacher, God's Word, a magic stone, a "bad" food, and a tree. <i>Hold each of them up for the children to see as you identify them.</i></p> <p>I need to figure out:</p> <ol style="list-style-type: none"> 1. Which four belong in our story? 2. Who asked God to help the believers in Colossae? What did he ask God to do?
<p>Tell the Bible Story</p> <div style="text-align: center; margin-top: 10px;"> <i>Place story & pics in</i> </div> <div style="display: flex; align-items: center; margin-top: 5px;"> <div style="text-align: center; margin-right: 10px;"> <i>take out</i>  </div> <div style="text-align: center;">  </div> </div> <div style="text-align: center; margin-top: 5px;"> <i>of BQB</i> </div> <div style="text-align: center; margin-top: 10px;"> <i>DDD Unit 13 Visual Aids, ESV</i> </div> <p style="margin-top: 20px;">Story text included in this book right after this lesson plan and in Visual Aids book</p>	<p><i>Then say,</i> "Ok, Deep Down Detectives! Put on your best listening ears and see if you can hear the answers to Detective Dan's questions. When I finish telling the story, we will see if we can answer all the questions."</p> <p>Bible Story: The Case of the Confused Christians <i>Colossians</i></p> <p><i>Read the Bible Truth story, putting up the storyboard pictures as you tell it. Then, have the children answer the listening assignment. Present the gospel and lead in prayer.</i></p> <p><small>*Answers to questions; the gospel; and, ACTS prayer are included with the story text.*</small></p>

Lesson Plan: Big Question 13, Bible Truth 5

use with all THREE lessons

p.9**2. OPENING CIRCLE TIME, continued**

<p>Story Response Song(s)</p> <p>Hymn</p> <p><i>lyrics and sheet music, Appendix A</i></p>	<p><i>As attention span and time allow, you might want to end with one of the following songs which also tie in with the unit. If desired, use the Music and Movement activity ideas while singing (listed with the Response Activities).</i></p> <p>Jesus Paid It All <i>DDD ESV Songs 13, track 17</i></p> <table border="0"> <tr> <td style="vertical-align: top;"> <p>Verse 1</p> <p>I hear the Savior say, "Thy strength indeed is small, Child of weakness, watch and pray, Find in Me thine all in all."</p> </td><td style="vertical-align: top;"> <p>Refrain</p> <p>Jesus paid it all, All to Him I owe; Sin had left a crimson stain, He washed it white as snow.</p> </td></tr> </table> <p>Tie-in: "What a mighty, loving, Savior is Jesus to those who trust in Him! He paid for all their sins on the cross. He cleans their hearts of sin. He saves them from all their sins so they can be God's people. But that's not all! He gives them strength to do everything God wants them to do. Yes, they may be weak, but Jesus is so strong! They pray to Him for help and He will always give them the help they need. God's people praise their wonderful Savior! They owe everything to Him!"</p>	<p>Verse 1</p> <p>I hear the Savior say, "Thy strength indeed is small, Child of weakness, watch and pray, Find in Me thine all in all."</p>	<p>Refrain</p> <p>Jesus paid it all, All to Him I owe; Sin had left a crimson stain, He washed it white as snow.</p>
<p>Verse 1</p> <p>I hear the Savior say, "Thy strength indeed is small, Child of weakness, watch and pray, Find in Me thine all in all."</p>	<p>Refrain</p> <p>Jesus paid it all, All to Him I owe; Sin had left a crimson stain, He washed it white as snow.</p>		
<p>Praise Song</p> <p><i>lyrics and sheet music, Appendix A</i></p>	<p>Praise Song: I Will Sing of the Mercies <i>DDD ESV Songs 13, track 18</i></p> <p>I will sing of the mercies of the Lord forever, I will sing, I will sing, I will sing of the mercies of the Lord forever, I will sing of the mercies of the Lord.</p> <p>With my mouth will I make known Thy faithfulness, Thy faithfulness, With my mouth will I make known Thy faithfulness to all generations.</p> <p>Tie-in: Mercy is treating someone with love and kindness that they do not deserve. God's people love to sing of the Lord's mercy to them! He has taken away all their sins through His Son Jesus! He has been faithful to them every day of their lives. He always gives them what they need. God's people know that God will go on being faithful to them forever and ever. No wonder they want to praise Him! No wonder they want to use their mouths to tell others about Him!</p>		

3. TAKING ACTION: Response Activities *(choose from among these activities)*


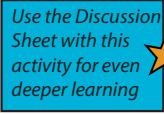

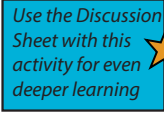

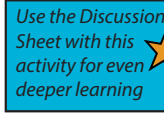

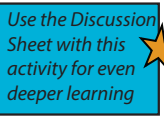

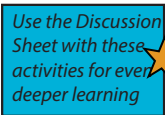

<p>Transition to Activities</p>	<p>Well, Deep Down Detectives, you've done a great job diggin' deep down for answers in the truths of God's Word. Now it's time to enjoy some activities."</p> <p><i>Tell children what activity/s you are providing for them: either free play or some of the response activities listed below. When you are ready to dismiss them, use this song to help the children transition in an orderly fashion to their next activity.</i></p>
<p>Classroom Song, verse 2</p> <p><i>lyrics and sheet music, Appendix A</i></p>	<p>"Children, let's sing our Time to Play Song. When we are finished you may get up and walk over to our next activity."</p> <p>Classroom Song, verse 2 <i>DDD ESV Songs 13, track 2</i></p> <p>We've gathered together to worship God, We've gathered together to worship God, And now it's time to play.</p> <p><i>Dismiss the children to whatever activities you have prepared for them to do.</i></p>

Lesson Plan: Big Question 13, Bible Truth 5

use with all THREE lessons

p.10

3. TAKING ACTION: Response Activities (choose from among these activities)

Response Activities	Choose one or more activities appropriate for your children, based on classroom time and developmental needs. Add the Discussion Sheet to any activity for deeper learning. 
Bible Verse Memory Game <i>game directions, Appendix B</i>	<p>Though listed with the opening activities, you may choose to use this Bible verse game here instead (or as a repeat).</p> <ul style="list-style-type: none"> Lesson 1 Game: Loud and Soft, Big and Little Lesson 2 Game: Freeze 'n' Say Lesson 3 Game: Detective Mission Madness Practice <div>   </div> <p>Discussion Questions</p>
Music, Movement & Memory Activity <i>game directions, Appendix B</i>	<p>A music activity that uses the songs from the Bible Truth and Big Question unit.</p> <ul style="list-style-type: none"> DDD Songs for this Bible Truth, plus: Lesson 1 Activity: Egg Shakers Lesson 2 Activity: Jingle Bell Hands Lesson 3 Activity: Big Voice, Little Voice <div>   </div> <p>Discussion Questions</p>
Bible Story Review Game <i>game directions, Appendix B</i>	<p>A game that uses the storyboard pictures from the story to review the story.</p> <ul style="list-style-type: none"> Lesson 1 Game: Deep Down Detectives Clue Hunt Lesson 2 Game: Run to the Grocery Store Lesson 3 Game: Who's in the Basket? <div>   </div> <p>Discussion Questions</p>
Coloring Pages/ Take Home Sheets <i>in Appendix C</i>	<p>A coloring page related to the lesson assignment question is provided for each lesson. On the back of each are the key concepts, a few questions and a song for parents to use with their children.</p> <p>NOTE: Upgrade your coloring sheet to a more interesting craft by offering simple embellishments, such as jiggly eyes, craft sand, glitter, glitter glue, colored paper dots (made with a hole punch), fabric scraps, etc. Make cut-to-size glued-on clothes, hair, etc for characters by using a copy of the coloring sheet, cutting out the selected portions and making them the patterns for whatever you want to cut out of fabric, paper, foil, etc.</p> <ul style="list-style-type: none"> Lesson 1 Coloring Sheet Emphasis: Bible Truth Lesson 2 Coloring Sheet Emphasis: Bible Verse Lesson 3 Coloring Sheet Emphasis: ACTS Prayer <div>   </div> <p>Discussion Questions</p>
Extra Crafts: Big Question Craft <i>in Appendix C</i> Bible Verse Craft <i>in Appendix C</i> Bible Story Puzzle <i>in Appendix C</i>	<p>These crafts are slightly more complex than the coloring/take home sheets:</p> <p>The Bible Concept Go-and-Tell Craft is a craft that summarizes the Bible concept and includes the Bible verse is included for those desiring more than a coloring sheet. This more complex craft will involve gluing, sticking, etc. Can be used at any time.</p> <p>The Bible Story Coloring Sheet provides a tie in between the Bible story and the Bible truth they are learning.</p> <p>The Storyboard Picture Placement Page has been made into a puzzle that can be cut out and re-assembled by the children. This provides a nice summary of the story.</p> <div>   </div> <p>Discussion Questions</p>
Free Play Activities <i>ideas in Appendix D</i>	Offer your own or some of the easy-to-make, free play activities suggested in Appendix D.

Lesson Plan: Big Question 13, Bible Truth 5

use with all THREE lessons

p.11**4. CLOSING CIRCLE TIME** *(End-of-session activities for the last 5-10 minutes of class time)*

<p>Transition to Closing Circle</p> <p>Classroom Song, verse 3</p> <p><i>lyrics and sheet music, Appendix A</i></p>	<p><i>Use this song to help the children transition in an orderly fashion. Start singing this song and ask the children to gather with you for Closing Circle Time.</i></p> <p>Classroom Song, verse 3 <i>DDD ESV Songs 13, track 3</i></p> <p>It's time to get ready to go and tell, It's time to get ready to go and tell, Come gather here with me.</p>
<p>Closing Circle Time</p> <p>Classroom Song, verse 4</p> <p><i>lyrics and sheet music, Appendix A</i></p>	<p><i>When children are settled in the circle, say:</i></p> <p>"It's almost time for your parents to come pick you up. And do you know what that means? It means.... (draw this out to build anticipation and excitement)...that it's almost time to go home and....it's almost time to...Go and Tell! We have learned some big news about God today. God wants us to take and tell it to the whole world!"</p> <p>Classroom Song, verse 4 <i>DDD ESV Songs 13, track 4</i></p> <p>So what's our big news to go and tell, So what's our big news to go and tell, Can you tell me now?</p>
<p>Big News to Tell</p> <p>Big Question 13</p> <p><small>VISUAL AID</small></p> <p>#1</p> <p><i>*found in DDD Unit 13 Visual Aids, ESV Book lyrics and sheet music, Appendix A</i></p> <p>Big Question 13, Bible Truth 4</p> <p><small>VISUAL AID</small></p> <p>#3</p>	<p>"Let's see....there's so much big news to tell! There's so much we've learned!</p> <p>First of all, can you tell me the answer to our Big Question: "Why Do God's People Keep Believing in Him?" <i>Hold up the Bible Truth Clue Picture.</i></p> <p>Say the answer with me: "It Is God's Sustaining Grace!"</p> <p><i>(If desired, you can sing one/both of the Big Question songs.)</i> <i>DDD ESV Songs 13, tracks 12,13</i></p> <p>And what's one way He does this? What did we learn? <i>Point to the picture.</i></p> <p>"The Word of God Feeds God's People!"</p> <p>"And how do I know this is true? Can you tell me? Say it with me: "The Bible tells me so!" That's right!</p>
<p>Big Question 13 Bible Truth 4 Bible Verse</p> <p><small>VISUAL AID</small></p> <p>#4</p> <p><i>*found in the DDD Unit 13 Visual Aids, ESV Book lyrics and sheet music, Appendix A</i></p>	<p>We learned: Romans 15:4, ESV</p> <p>"For whatever was written in former days was written for our instruction, that through endurance and through the encouragement of the Scriptures we might have hope."</p> <p>Learn a Little: "Through the encouragement of the Scriptures we have hope."</p> <p>What does that mean?</p> <p>God's Word, the Bible, was written long ago. God made sure everything was written down just right. He wanted His people to be able to trust every promise, and have hope that He would always take care of them and always be working for their good and His glory. He wanted them to read His Word and be instructed--that is, learn--how He wants them to love Him and live for Him. God's Word may have been written long, long ago, but it still is just as true as ever. God still uses it to give God's people hope. He uses it to help them keep on loving Him and living for Him. He uses it to help them keep looking forward to the day when they will live with Him forever. Read God's Word! He can use it to help you to trust in Him and live for Him, too! He can give you hope!</p> <p><i>(If desired, you can sing the Bible verse song.)</i> <i>DDD ESV Songs 13, track 34</i></p>

4. CLOSING CIRCLE TIME, continued

<p>Closing ACTS Prayer Time</p> <p>ACTS Prayer Chant</p> <p><i>lyrics and sheet music, Appendix A</i></p>	<p><i>Let's ask God to help us to remember this and even tell others this good news. Let's get ready and pray our ACTS prayer.</i></p> <p><i>And what does ACTS mean? Let's sing/say our ACTS Prayer Chant!</i></p> <p>ACTS Prayer Chant Song <i>DDD ESV Songs 13, tracks 10,11</i></p> <p>A, Adoration, God, we praise You! C, Confession, Forgive us our sins. T, Thanksgiving, Thank You for Jesus, S, Supplication, Help us to live like Him.</p> <p>That's the ACTS prayer, my friend, Bow your head, Close your eyes, Shhh, Let's begin.</p>
<p>Closing ACTS Prayer</p>	<p>"Let's pray!"</p> <p><i>Lead the children in the ACTS prayer for this Bible Truth.</i></p> <p>A God, we praise You for being the Giver of Your Word, the Bible.</p> <p>C We confess that many times we don't want to read Your Word or live by it. We need a Savior!</p> <p>T Thank You for strengthening us with Your Word, the Bible, so that we might know You and love You better. Thank You for using it to help us keep on believing in You and living for You.</p> <p>S God, use Your Word to help us to turn away from our sins and trust in Jesus as our Savior. Help us to want to read Your Word more. Send Your Holy Spirit to work in our hearts, helping us to understand it and live it out.</p> <p>In Jesus' name we pray, Amen.</p>
5. TAKING IT HOME <i>(Take Home Sheet)</i>	
<p>Clean up and Dismissal</p>	<p>"Now it's time to work together and clean up." <i>Have the children join you in cleaning up the room.</i></p>
<p>Coloring Pages/ Take Home Sheets</p> <p><i>in Appendix C</i></p>	<p><i>Give out the craft/take home sheet and any other papers from the session, as you dismiss children from class.</i></p> <p><i>(Reminder: The back side of the coloring page is the take home sheet for each lesson.)</i></p>
<p>Bible Story to Take-Home</p> <p><i>in Appendix C</i></p>	<p>You may also want to include a copy of the story along with the take home sheet. (However, each coloring sheet/take home sheet includes a note to parents telling where they can download the story from the Parent Resources section on the website.</p>

Bible Story for Big Question 13, Bible Truth 5

use with all THREE lessons

Place
story in

take out

P.1**The Case of the Confused Christians***Colossians*

of BQB

Story-telling Tips

Ahead of time:

1. Read the Bible verses and story. Pray!
2. Choose story action cues and prepare storyboard figures/Story Scenes, if using. (In Visual Aids book)
3. Practice telling story with the storyboard figures/Story Scenes, timing your presentation. Shorten, if necessary.

During your presentation:

1. Maintain as much eye contact as possible as you tell the story.
2. Put up storyboard figures/add story action cues/hold up Story Scenes as you tell the story. Allow the children to help you put them on the board, if desired.
3. Include the children in your story with a few questions about what they think will happen or words/concepts that might be new to them.
4. Watch the kids for signs that their attention span has been reached. Shorten, if necessary.

INTRODUCTION/ LISTENING ASSIGNMENTS

"Our story is called: The Case of the Confused Christians. Here is your listening assignment." Read from Detective Dan's Listening Assignment signs, but questions are summarized below:

Detective Dan's Lesson #1 Listening Assignment:

I need to find out:

1. **Where were teachers teaching bad things to believers? What were they confused about?**
2. **What book could help them know the truth?**

Detective Dan's Lesson #2 Listening Assignment:**Our Bible Verse is Romans 15:4, ESV:**

"For whatever was written in former days was written for our instruction, that through endurance and through the encouragement of the Scriptures we might have hope."

I need to find out:

1. **What was bad about the teachers in Colossae?**
2. **What book could the believers read to help them know how to know how to live for God?**

Detective Dan's Lesson #3 Listening Assignment:

I found six clues, but only 4 of them are in the story.

They are: a rabbit, a bad teacher, God's Word, a magic stone, a "bad" food, and a tree.

Hold each of them up for the children to see as you identify them.

I need to figure out:

1. **Which four belong in our story?**
2. **Who asked God to help the believers in Colossae? What did he ask God to do?**

Read the assignment questions, THEN SAY,

"Ok, Deep Down Detectives! Put on your best listening ears and see if you can hear the answers to Detective Dan's questions. When I finish telling the story, we will see if we can answer all the questions."

Read the Bible Truth story, answer questions, present the gospel and lead in prayer.

Answers to questions; the gospel; and, ACTS prayer are included with the story text.

The Case of the Confused Christians *Colossians*

Story with lines separating paragraphs (text in bold, optional interaction cues in italics) Numbers correspond to storyboard pictures and placement upon the storyboard. Always feel free to use less pictures, if it's best for your kids. Simply black out the numbers next to pictures you do not plan to use. All pictures are found in the Visual Aids book. Put BG (background) pictures on storyboard ahead of time. SB pictures (listed below in story text) are added to board as you tell the story. These numbers are also found on the back of each picture. Tip: Stack pictures in numerical before telling story for easy use. Use sticky-back velcro to attach pictures to storyboard felt. Use sticky-tac putty to stick a picture on top of another picture. OR, if using the Story Scenes to tell the story, disregard the storyboard picture references listed below.

(SB1) Epaphras packed his things and away he went. Soon he would be far from his home in the little town of Colossae. Why was he leaving home? We don't know exactly, but we DO know that when Epaphras came back, he was a changed man with a changed life.

Where did this change happen? Most people think it was in the city of Ephesus.

Ephesus was one of the biggest cities in the world back then! (SB2) There, Epaphras could see ships harbored on the sparkling sea. (SB3) He could walk among great crowds of people. (SB4) He could see the huge marketplace filled delicious food to eat. (SB5) He could "oohh and ahh" over the beautiful things for sale that sellers from around the world brought in by ship, by donkey and camel. And most amazing of all, (SB6) he could see the magnificent, glorious, golden worship place of Artemis--the great goddess of the Ephesians! Her temple towered over the city and shone out like a glittering jewel. It was one of the most beautiful buildings in the world. Big city! Good food! Rich things! Glorious worship place! What an exciting trip Epaphras was making! What could be better than this?

Do you think there could be anything better than this?

Perhaps Epaphras could not think of finding in Ephesus that was better than these things; but there WAS something far better coming. For someone ELSE was also on his way to Ephesus, just like Epaphras. And this someONE was bringing that someTHING that Epaphras would want more than Ephesus' best-tasting food... SOMETHING he would find worth more than any of the beautiful things for sale... SOMETHING even far more glorious than the glittery golden worship place of Artemis!

(SB7) Paul was the SOMEONE making his way to Ephesus. And the very special SOMETHING he was bringing with him was God's Word. Yes, God was about to use His Word and Paul to change Epaphras' life completely!

In the mornings, Paul joined the other buyers and sellers in the marketplace. Some people sold cloth. Some sold food. Others sold little statues of the goddess Artemis. (SB8) Paul made and sold tents.

Selling tents was how Paul made his living, but it was ALSO a great way to talk to people about God's Word and the Savior Jesus. Some were only interested in Paul's tents, but others were interested in Paul's good news.

So every afternoon, after lunch, (SB9) while many Ephesians took naps, (SB10) Paul preached from God's Word in a nearby schoolroom called the Hall of Tyrannus.

(SB11) Epaphras, along with others, must have found his way into Paul's classes on one of these lazy afternoons. "(SB12) God promised in the His Word to send a Savior to save His people from their sins," Paul taught. "That Savior is Jesus. He died on the cross, suffering for their sins in their place. He rose from the grave on the third day, showing that He had really beaten sin and death for God's people. Turn away from your sins and trust in Jesus as your Savior and you will be saved. God will make you His dearly-loved people, too!" Paul urged everyone.

(SB13) As Epaphras listened, God's Holy Spirit worked powerfully in his heart. Epaphras believed God's Word. He turned away from his sins and trusted in Jesus as his Savior. Epaphras' life was completely changed!

Story with lines separating paragraphs (text in bold, optional interaction cues in italics)

Epaphras didn't just listen to Paul preach God's Word once. He learned from him over and over again. (SB14) Epaphras wanted to learn everything he could from God's Word. He was learning for himself, AND for someone else, too. Can you guess who?

Can you guess?

For the people back home in Colossae! Oh, how they needed to hear about God's Word! How they needed Jesus to be their Savior!

(SB15) The Jews in Colossae needed to hear what Epaphras was learning. They had God's Word already, but they didn't understand the promises about Jesus. They kept trying to please God by keeping His laws. That would never work! They could never save themselves! How these Jews needed to hear about God's free gift of salvation through Jesus!

The Gentiles in Colossae needed to hear what Epaphras was learning, too. Epaphras was a Gentile like them. He knew all about the fake gods they worshipped and feared. He knew about the necklaces made of stones that were supposed to have magical powers to keep the fake gods from hurting them. Oh, how these Gentiles needed to hear about the LORD, the one, true God; and Jesus, His mighty Son, who broke the power of sin and death! How Epaphras wanted to see them free of their fear and these fake gods!

(SB16) So, Epaphras said goodbye to Paul and headed back home with his exciting message. Away from the sea and back up through the mountains went Epaphras until he made it home to Colossae at last.

(SB17) Epaphras spread his good news to all who would listen, both Jew and Gentile. "God promised in His Word to send a Savior to save His people from their sins. That Savior is Jesus," he told them. "Jesus died on the cross, suffering for the sins of God's people, so they wouldn't have to. Then on the third day, Jesus rose up from the grave, showing that He had really beaten sin and death for God's people," Epaphras exclaimed. "Turn away from your sins and trust in Jesus as your Savior and you will be saved! This is how you can become God's people!" Epaphras urged them all.

What would the Jews think? What would the Gentiles think? Would they believe? Epaphras' good news from God's Word?

What do you think?

(SB18) The Holy Spirit worked in the hearts of many as Epaphras preached from God's Word. He helped the Jews believe that Jesus was the Savior God had promised to send. They stopped trusting in how well they could obey God's laws and trusted in Jesus as their Savior. The Holy Spirit worked in the hearts of Gentiles, too. They stopped worshipping their fake gods. They stopped trusting in their magical necklaces. They stopped fearing what bad things might happen to them. They turned away from their sins and trusting in God's mighty Son, Jesus, as their Savior. How happy was Epaphras!

(SB19) Now there were believers in Colossae—a whole, little church! How Epaphras loved these new believers in Colossae! He spent long hours in prayer for them. And each week, as they gathered together, Epaphras taught them from the Bible. Epaphras knew these believers needed to keep on learning God's Word if they were to keep on loving God and living for Him. He knew the Holy Spirit would use God's Word to help these new believers to fight sin and grow stronger in their faith, just like He was helping him.

And oh, how they needed all the help they could get! (SB20) Sometimes the Jewish believers were tempted to go back to trusting in keeping God's laws again! (SB21) And sometimes the Gentiles believers were tempted to go back to trusting in fake magical stones to keep them safe!

(SB22) Bad teachers came to the little church and made things much worse. "Jesus isn't enough," they taught the believers. "You need to keep those old laws, too. 'Don't eat this food,' 'Don't touch that bad thing!' and other laws like that," they insisted. "Jesus isn't enough to protect you from bad things, either. Put that magical stone back on your neck. Call on angels to help you," they urged the believers.

Bible Story for Big Question 13, Bible Truth 5

use with all THREE lessons

P.4*Story with lines separating paragraphs (text in bold, optional interaction cues in italics)*

"No! No! No!" exclaimed Epaphras. "Jesus IS enough!" he told them. The believers were confused and so scared. What should they do? Heeeelp!!!!

What could Epaphras do? But who could help them now? Epaphras knew! The same man who had taught him from God's Word in the first place. Can you remember his name?

Can you tell me?

It was Paul! Epaphras would get help from Paul. Maybe the believers would listen to this godly leader.

But uh, oh.... Paul wasn't in Ephesus anymore. (SB23) He was over a thousand miles away in prison in Rome. He had gotten in trouble for telling people about Jesus and been thrown in jail as punishment.

Now, a thousand miles away may not seem like a big deal to you, but it was back then. There were no phones or computers or trains or airplanes or any other quick way to talk to someone who lived faraway like there are today. No, if Epaphras wanted Paul's help, he would have to go to him to get it. It would take Epaphras weeks to get to Rome. What a long, hard trip! But Epaphras loved the Lord and he loved these new believers in Colossae. He would do whatever it took to help them!

So all the way to Rome, Epaphras went and (SB24) found Paul. There, in Paul's little prison house, Epaphras shared everything that had happened. There was so much good news: many Jews and Gentiles in Colossae had become believers and were growing under the preaching of God's Word. But there was bad news, too. Epaphras told Paul about the bad teachers who had come and were confusing the believers. Epaphras was very concerned for the little church in Colossae.

How helpful Paul was! He shared his wisdom with Epaphras and he prayed for the church in Colossae. (SB25) But best of all, Paul sat down and wrote a letter for Epaphras to take back to the believers in Colossae.

How happy Epaphras was to have Paul's letter! He hoped it would be just the encouragement the believers needed. Letter in hand, he headed home to Colossae.

(SB26) When he got home, Epaphras gathered the believers together and read them Paul's words:

Dear Believers in Colossae,

I've not met you, but I've been praying for you! Epaphras told me how you heard the Word of truth about Jesus and believed. I'm praying that you will go on growing in the truths you've learned. This is how God will help you know Him better and give you strength to keep on living for God, like He wants you to.

You don't need to go back to the old laws you used to keep. You don't need wear magical stones to be safe! Jesus kept the God's laws perfectly for you. He broke the power of sin and death when He died on the cross. So keep on remembering what you've learned about Him! Keep on trusting in Him.

Keeping on thinking about what you've learned about Jesus from God's Word. Let it soak deep down in your hearts and minds. Help each other remember these things by teaching them to each other and singing them in your worship songs. And in everything you do, do it all to honor Jesus, giving thanks to God.

May God's power be at work in you, Paul.

Some of the believers in Colossae continued to struggle with what the bad teachers said; but, many heard Paul's words and were helped. They would depend on what God's Word told them about Jesus and everything else to give them what they needed to keep on loving God and living for Him. And God would be faithful to help them! He always is!

Cracking the Case: (story wrap-up for Listening Assignments)

It's time to see how we did with our Listening Assignment.

Detective Dan's Lesson 1 Listening Assignment:

1. Where were teachers teaching bad things to believers? What were they confused about? To go back to the old, bad ways of living, like keeping special rules and using magic stones.

2. What book could help them know the truth? God's Word, the Bible.

For You and Me:

Like the believers in Colossae, we can turn to God's Word, the Bible to know what is true. There, we can read about Jesus. There, we can learn how to turn away from our sins and trust in Him as our Savior. And there, God will continue to teach us more of His truth and make us strong to live for Him.

Detective Dan's Lesson 2 Listening Assignment:**Our Bible Verse is Romans 15:4, ESV:**

"For whatever was written in former days was written for our instruction, that through endurance and through the encouragement of the Scriptures we might have hope."

1. What was bad about the teachers in Colossae?

They were teaching the believers to go back to the old, bad ways of living, like keeping special rules and using magic stones.

2. What book could the believers read to help them know how to know how to live for God? God's Word, the Bible.

For You and Me:

Like the believers in Colossae, we can turn to God's Word, the Bible to know what is true. There, we can read about Jesus. There, we can learn how to turn away from our sins and trust in Him as our Savior. And there, God will continue to teach us more of His truth and make us strong to live for Him.

Detective Dan's Lesson 3 Listening Assignment:

Our six clues were: a rabbit, a bad teacher, God's Word, a magic stone, a "bad" food, and a tree.

1. Which four belong in our story?

The bad teacher, God's Word, a magic stone, and the "bad" food belong. The rabbit and the tree do not.

2. Who asked God to help the believers in Colossae?

What did he ask God to do? Epaphras did. To help them remember God's Word and use it to work in their hearts.

For You and Me

Like the believers in Colossae, we need to remember God's Word and ask God to use it to work in our hearts. We can ask Him to help us to turn away from our sins and trust in Jesus. And, we can ask Him to help us to love Him and live for Him. Ask Him to help you! He loves to answer this prayer!

The Gospel (story wrap-up if NOT using Listening Assignments)**Our Bible Truth is:****Why Do God's People Keep Believing in Him?****It Is God's Sustaining Grace...****The Word of God Feeds God's People!**

What was the good news that Paul preached from God's Word that changed Epaphras ... and can change us, too? That Jesus is the Savior God sent to save us from our sins. When we turn away from our sins and trust in Jesus as our Savior, God will forgive our sins and make us His people forever. God can help us do this, too. Ask him! He loves to help us do this!

Close in prayer.

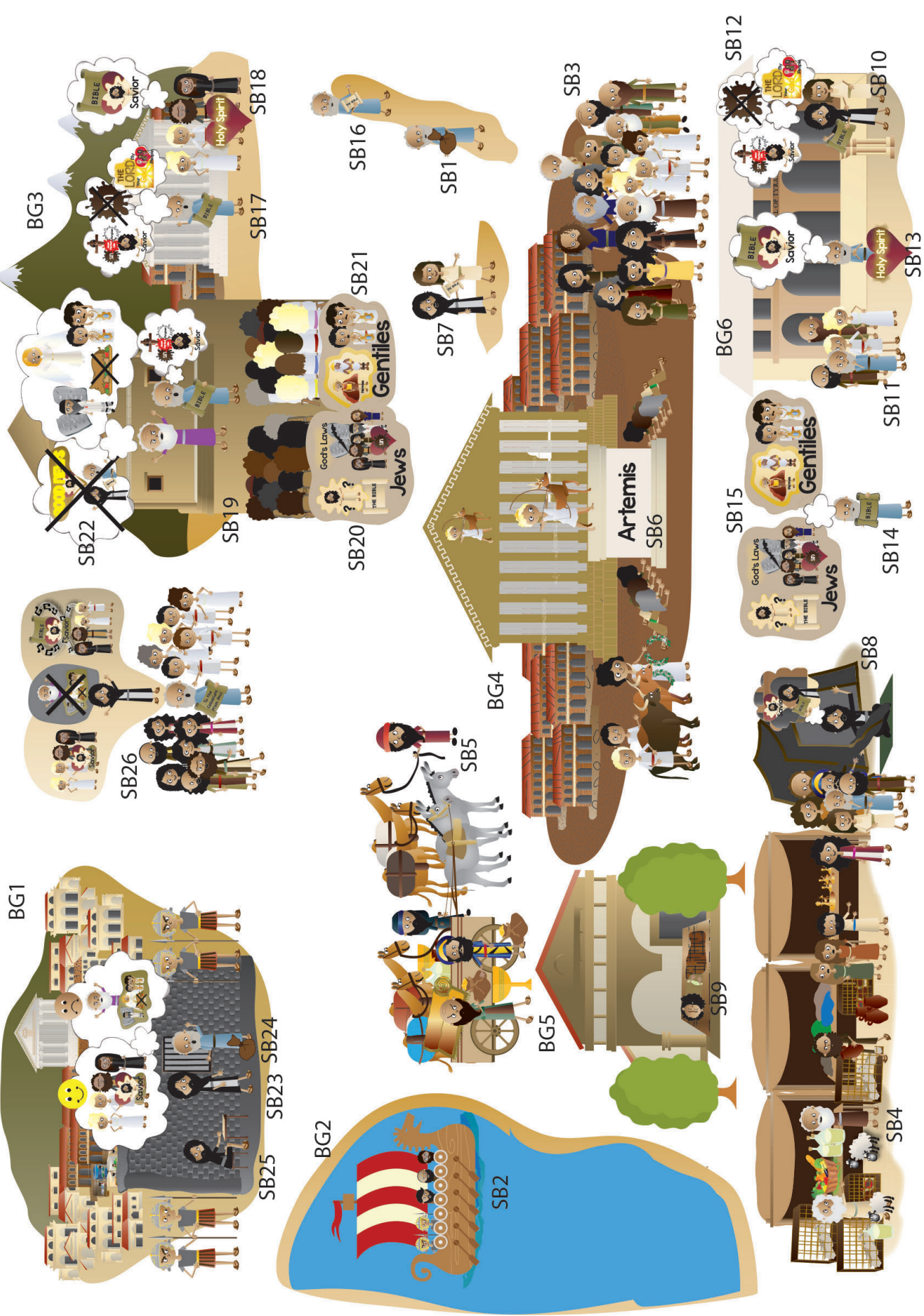
Closing ACTS Prayer

- A** God, we praise You for being the Giver of Your Word, the Bible.
- C** We confess that many times we don't want to read Your Word or live by it. We need a Savior!
- T** Thank You for strengthening us with Your Word, the Bible, so that we might know You and love You better. Thank You for using it to help us keep on believing in You and living for You.
- S** God, use Your Word to help us to turn away from our sins and trust in Jesus as our Savior. Help us to want to read Your Word more. Send Your Holy Spirit to work in our hearts, helping us to understand it and live it out.

In Jesus' name we pray, Amen.

Go to Lesson Plan, p.9 for the script to the rest of the lesson.

Note: Use sticky tac putty rather than velcro on back of pictures placed on top of other pictures.



Deep Down Discussion Sheet

use with all THREE lessons

Use with all
response activities
for deeper learning**P.1***Questions to aid discussion of the key concepts and for use in games*

Be familiar with these questions and answers. Look for opportunities to ask questions and discuss their answers, such as while the children work on their coloring pages, as part of their response games, or during play time. Remember: your goal isn't to ask all these questions or only talk to the children about these things. It's to be deliberate in having good conversations with them, however much or little you have.

BIG QUESTION Meaning	<p>Why Do God's People Keep Believing in Him? It Is God's Sustaining Grace!</p> <p>All people enjoy many good things and suffer many bad or sad things in this world. Enjoying good things or going through bad things make some people turn away from God. They love the good things too much or get mad at God for the bad things that happen.</p> <p>But that's not what happens with God's people. They have put their trust in Jesus. They want to love God most of all—even more than the good things they enjoy. They trust God and His good plans—even as they go through bad or sad things. What makes the difference? It's God and His sustaining grace! That is, His gifts of strength to help us keep on believing in Him and living for Him. God will always give His people what they need! He wants them to depend on Him and He loves for them to ask for His help. He will never fail them. God will help you like this, too, if you turn away from your sins and put your trust in Jesus.</p>
Discussion Questions <i>choose a few</i>	<ol style="list-style-type: none"> 1. Why do God's people keep on believing in Him? <i>It is God's sustaining grace.</i> 2. Who enjoys many good things in this world? <i>Everyone.</i> 3. Who suffers through bad or sad things in this world? <i>Everyone.</i> 4. Who do God's people love more than the good things they enjoy? <i>God.</i> 5. Who do they keep trusting in, even as they go through bad or sad things? <i>God.</i> 6. Who helps God's people keep believing in God? <i>God does.</i> 7. What does God give His people to help them keep on believing in and living for Him? <i>His sustaining grace.</i> 8. What is sustaining grace? <i>Grace is a big, Bible word that means a gift we get that we don't deserve. Sustaining means to keep on going. Sustaining grace is God giving us the amazing gift of strength to keep on believing and living for Him.</i> 9. Who does God want us to depend upon? <i>Himself.</i> 10. What does God love us to ask Him for? <i>His help.</i> 11. How can we become one of God's people? <i>By turning from our sins and trusting in Jesus as our Savior.</i>
BIBLE TRUTH Meaning	<p>It Is God's Sustaining Grace... The Word of God Feeds God's People!</p> <p>When your body is hungry you feed it food. The food makes your body strong to do what you need it to do. But did you know that the spirit God put inside our bodies needs to be fed, too? Not hamburgers or hot dogs, but a spiritual kind of food.</p> <p>What is this spiritual food? It's the Word of God, the Bible. When God's people read God's Word, the Holy Spirit uses it to feed their spirits. He uses it to help them know God better, to guide them in God's will, and to give them strength to do whatever God wants them to do.</p>
Discussion Questions <i>choose a few</i>	<p>And just like our bodies work best if we feed them each day, God's people know that it is best for their spirits if they read and think about God's Word every day. They know that God uses His Word to sustain them, even through the most difficult times. We can become God's people when we turn away from our sins and trust in Jesus as our Savior. Then God will use His Word to help us to keep on loving and living for Him, too.</p> <ol style="list-style-type: none"> 1. What does our body need to grow strong? <i>Food.</i> 2. What does our spirit need to grow strong? <i>God's Word, the Bible.</i> 3. Who helps God's people grow strong as they read the Bible? <i>The Holy Spirit.</i> 4. How does the Holy Spirit use God's Word to make His people strong? <i>He uses it to help them know God better, to guide them in God's will, and to give them strength to do whatever God wants them to do.</i> 5. Why is it good for God's people to take time to read the Bible each day? <i>Every day, God's people need His help to live for them. They know God uses His Word to help them do this. He helps them be ready for whatever each day brings.</i> 6. How can we become God's people? <i>By turning away from our sins and trusting in Jesus as our Savior.</i>

Deep Down Discussion Sheet

use with all THREE lessons

P.2*Questions to aid discussion of the key concepts and for use in games*

THE GOSPEL	What is God's good news for you and me? <i>The gospel! Why Do God's People Keep Believing in Him? It Is God's Sustaining Grace... The Word of God Feeds God's People.</i> God's Word worked powerfully in Epaphras and the believers in Colossae when they heard the good news of Jesus. They could see that they were sinners who deserved God's punishment, not His friendship. They knew they needed a Savior. They believed that Jesus died on the cross as the perfect payment for their sins. They rejoiced that He rose from the dead on the third day, showing that He had really beaten sin and death for them. The Holy Spirit used God's Word to help Epaphras and the people in Colossae to turn away from their sins and trust in Jesus as their Savior. Then, He used it to help Epaphras and the believers in Colossae love God and live for Him the rest of their lives. God's Word can work in us powerfully, too. God's Holy Spirit can work in our hearts as we listen to God's Word. He can help us turn away from our sins and trust in Jesus as our Savior. He can help us to love God and live for Him the rest of our lives. Ask God to use His Word to work in your heart. He loves to answer this prayer.
BIBLE TRUTH BIBLE VERSE	"For whatever was written in former days was written for our instruction, that through endurance and through the encouragement of the Scriptures we might have hope." --Romans 15:4, ESV
Meaning	Learn a Little: "Through the encouragement of the Scriptures we have hope."
Discussion Questions	God's Word, the Bible, was written long ago. God made sure everything was written down just right. He wanted His people to be able to trust every promise, and have hope that He would always take care of them and always be working for their good and His glory. He wanted them to read His Word and be instructed--that is, learn--how He wants them to love Him and live for Him. God's Word may have been written long, long ago, but it still is just as true as ever. God still uses it to give God's people hope. He uses it to help them keep on loving Him and living for Him. He uses it to help them keep looking forward to the day when they will live with Him forever. Read God's Word! He can use it to help you to trust in Him and live for Him, too! He can give you hope!
<i>choose a few</i>	1. What is the name of God's Word that was written down long ago? <i>The Bible.</i> 2. Why did God give us His Word? Why did He write it down? <i>To instruct us; that is, to teach us.</i> 3. What did God want to teach us through His Word? <i>How to love Him and live for Him. He wanted us to hope in His good promises.</i> 4. What is the biggest and best promise God has given us? <i>The promise that tells us how we can become God's people? He promises to forgive our sins and make us His dearly-loved people when we turn away from our sins and trust in Jesus as our Savior.</i>
BIBLE STORY	The Case of the Confused Christians
Discussion Questions	1. What happened when Epaphras listened to Paul preach God's Word? <i>The Holy Spirit worked powerfully in his heart. He believed God's Word, turned away from his sins, and trusted in Jesus as his Savior.</i> 2. Where did Epaphras go after he went to Ephesus? <i>Epaphras went back home to Colossae.</i> 3. What did the people in Colossae think when they heard the good news of Jesus? <i>Many believed it. They turned away from their sins and trusted in Jesus as their Savior.</i> 4. What did the new believers in Colossae start? Why? <i>A little church. They did that to worship God and love one another. They wanted to hear God's Word so they could know God and live for Him more.</i> 5. What did Epaphras hope and pray that God's Word would do inside of the believers in Colossae? <i>He hoped that it would change them from their old way of life. He hoped it would help them love God and live for Him.</i> 6. Why did some people in the little church in Colossae want everyone to keep the old rules and the old ways that had nothing to do with God's Word or Jesus? <i>They were still scared the Jesus might not be enough to protect them from bad things they were afraid of.</i> 7. Who did Epaphras go see to help him know how to care for these new believers and stop the bad teachers from the wrong things they were doing? <i>Epaphras travelled to Rome to see Paul.</i> 8. What did Paul write in the letter he sent with Epaphras back to the believers of Colossae? <i>He told them that they did not need to keep the old special rules or wear magic stones to keep safe from the evil things they feared. Jesus had beaten all those bad things when He died on the cross. Paul told them to keep on learning God's Word and let it work in their hearts. They should remind each other of the good things written in God's Word and even sing them in their songs.</i> 9. What happened to the believers in Colossae after they read Paul's letter to them? <i>Some continued to have a hard time with what the bad teachers taught, but many heard Paul's words and were helped. They depended on what God's Word told them about Jesus, not on the old special rules or old, magic stones.</i> 10. What was the good news that Paul preached from God's Word and changed Epaphras ... and can change ask, too? <i>That Jesus is the Savior God sent to save us from our sins. When we turn away from our sins and trust in Jesus as our Savior, God forgives us our sins and makes it His people forever. God can help us do this, too.</i>
<i>choose a few</i>	