

DEEP DOWN DETECTIVES



Visual Aids

Unit 9,

Bible Truth 4

About the Deep Down Detectives Visual Aids

How Are They Used?



The Deep Down Detectives Visual Aids book is a companion resource to be used alongside the Deep Down Detectives Core Curriculum book for each unit. These colorful pictures are used in presenting the key concepts; telling the Bible stories; and, in playing the Bible Story Review games.

What Do They Include?



There are five, different resources included in this book:

1. Key Concept Visual Aids-- colorful signs of the Big Question and Answer, the Bible Truth, the Bible verse, and the Listening Assignments to use with the 3 lessons for each Bible Truth.

2. The Storyboard Picture Key--a who's who of the pictures in thumbnail size. Some pictures are labeled "BG." These are your background pictures that you put on the storyboard before telling the story. The rest of the pictures are labeled "SB." These are pictures you put up on the storyboard as you tell the story.


3. Storyboard Suggested Picture Placement page--where to place the pictures on your storyboard.

4. The pictures, themselves. Notice that each picture is identified and numbered on the back for easy reference. The numbers correspond to the numbers in the Picture Placement Key and in the actually story script (found in the Core Curriculum book.)

5. Directions for making the Deep Down Detectives "Bible" Folder and the **back/front images** to paste in place when making it. (Larger back/front images are found online with the curriculum.)

Directions for how to make a homemade flannelgraph storyboard and sturdy storyboard pictures are found in **Appendix E in the Core Curriculum book.**

Ready, Set, Rip It Out!



This book is meant to be ripped up and made into your visual aids. The key concept signs can be cut out and laminated or slipped into sheet protectors. Cut out around the storyboard images and ideally, laminate these. Some of the biggest pictures actually need to be stuck together, before laminating.

Store It!



Deep Down Detectives is a curriculum that can be used over and over. Store your visual aids and storyboard pictures after using them and they will serve you for many years. We store ours in manilla envelopes and then put them (along with all the rest of the curriculum) in magazine files, labeled by Bible Truth. If you have multiple classes using the curriculum, store each set of resources in separate manilla envelopes. This will make prep much simpler, second time around.

Replacement Storyboard Pictures



You can always purchase this book again or simply go online and print out any pictures that go missing.

Two Sizes of Storyboard Pictures



There are two sizes of storyboard pictures to choose from: the standard, large format pictures; or, the smaller format pictures. The larger pictures are best for a big classroom and a storyboard that is at least 36" x 48." (We actually make a whole section of a wall into a felt storyboard!) The small format pictures are created to fit smaller storyboards--in the 24" x 36" to 36" by 48" range. They are most useful in the smaller class or for use at home.

The Case of the Great Price*Matthew 27; Mark 15; Luke 23; John 19*

of BQB

Story-telling Tips

Ahead of time:

1. Read the Bible verses and story. Pray!
2. Choose story action cues and/or prepare storyboard figures, if using. (Included in Visual Aids book)
3. Practice telling story with the storyboard pictures, timing your presentation. Shorten, if necessary.

During your presentation:

1. Maintain as much eye contact as possible as you tell the story.
2. Put up storyboard figures/add story action cues as you tell the story. Allow the children to help you put them on the board, if desired.
3. Include the children in your story with a few questions about what they think will happen or words/concepts that might be new to them.
4. Watch the kids for signs that their attention span has been reached. Shorten, if necessary.

INTRODUCTION/ LISTENING ASSIGNMENTS

"Our story is called: The Case of the Great Price. Here is your listening assignment." Read from Detective Dan's Listening Assignment signs, but questions are summarized below:

Detective Dan's Lesson #1 Listening Assignment:

I need to find out:

1. What did Jesus do that cost a great price?
2. Who did He do it for? Why?

Detective Dan's Lesson #2 Listening Assignment:**Our Bible Verse is Hosea 13:14:***"I will ransom them from the power of the grave, I will redeem them from death."*

I need to find out:

1. To ransom means to pay whatever it costs to rescue someone. Who ransomed God's people from death?
2. What had to be done to ransom God's people from death?

Detective Dan's Lesson #3 Listening Assignment:

I found six clues, but only 4 of them are in the story.

They are: an alligator; Jesus; a robber; a jail; sin; and a harp. *Hold each of them up for the children to see as you identify them.*

I need to figure out:

1. Which four belong in our story?
2. What do God's people thank Jesus for doing for them on the cross?

Read the assignment questions, THEN SAY,

"Ok, Deep Down Detectives! Put on your best listening ears and see if you can hear the answers to Detective Dan's questions. When I finish telling the story, we will see if we can answer all the questions."

Read the Bible Truth story, answer questions, present the gospel and lead in prayer.

Answers to questions; the gospel; and, ACTS prayer are included with the story text.

The Case of the Great Price *Matthew 27; Mark 15; Luke 23; John 19*

Story with lines separating paragraphs (text in bold, optional interaction cues in italics) Numbers correspond to storyboard pictures and placement upon the storyboard. Always feel free to use less pictures, if it's best for your kids. Simply black out the numbers next to pictures you do not plan to use. All pictures are found in the Visual Aids book. Put BG (background) pictures on storyboard ahead of time. SB pictures (listed below in story text) are added to board as you tell the story. These numbers are also found on the back of each picture.

Tip: Stack pictures in numerical before telling story for easy use. Use sticky-back velcro to attach pictures to storyboard felt. Use sticky-tac putty to stick a picture on top of another picture.

(SB1) The Roman king did NOT put up with (SB2) lawbreakers! Some lawbreakers he punished by (SB3) locking them away in a jail room for a long time. And some bad men he punished by (SB4) having them hit with strong ropes called whips. And (SB5) some bad men he even sent away to sea to row big boats for the soldiers. But the worst kind of bad men (SB6) the king sent to a hill outside of Jerusalem called Golgotha. And there, these worst kinds of men were given the worst kind of punishment. (SB7, SB8) They were put up on a big wooden cross with nails(!)...and they were left there to suffer and die!

How terrible it was to suffer and die on a cross! It was so terrible that people long ago would not even say the word "cross"! (SB9) "Cross" was a bad word that good people did not say, let alone think about!

What kind of bad men died on crosses? (SB10) Traitors died on crosses—men who tried to get rid of the king. (SB11) Murderers died on crosses—men who killed other people. (SB12) Robbers died on crosses—men who took other people's things. Men who did these things were thought to be the worst of the bad men; and so, they were punished on crosses.

The cross. It was for bad men being punished for the bad things they had done. That's the way it was back in those days. At least that was the way it was supposed to be.

But what a strange thing people saw on Golgotha one Friday long ago! For there on that hill stood three crosses for three men. Two of the men were robbers, but (SB13) the third one was a man no one expected to see there. Can you guess who it was?

Can you guess?

It was Jesus!

Now the two robbers on crosses we can understand...and so could those people who lived long ago. (SB14) These men had snatched other people's things and now they were being punished for the bad things they had done. That was the way it was back in those days.

(SB15) But Jesus? Why was He there? What bad thing had He done? Can you tell me?

Can you think of anything bad that Jesus had done?

Had Jesus snatched other people's things like the robbers? No! Had He killed someone like the murderers? No! Had He tried to get rid of the king like the traitors? No! Jesus had never done any of these bad things. As a matter of fact, (SB16) Jesus had never sinned. He had never done EVEN ONE bad thing in His whole life!

(SB17) Jesus always kept God's laws. He always loved God most. He always loved others as the Bible tells us to. In EVERYTHING Jesus thought in His heart; and in everything Jesus said and did, He never, ever disobeyed God or did anything wrong. Jesus was the only person who ever lived a PERFECT LIFE. That's why He, of all people, did not deserve to be up there on that cross for anything He had done!

Story with lines separating paragraphs (text in bold, optional interaction cues in italics)

So why WAS Jesus on that cross? Whose bad things was He being punished for, if not His own?

Do you know?

Jesus was up on that cross NOT for bad things He had done. Jesus was up on that cross because He CHOSE to be there. (SB18) He was choosing to take the punishment for all the bad things God's people had done!

And even though the king's soldiers put Jesus on that cross, Jesus wasn't really being punished by the king for the bad things God's people had done. He was choosing to be punished by someone else.

Can you guess who?

Jesus was being punished by (SB19) God because of God's people!

God?! Why would HE need to punish His people? Didn't He love them? Yes, He loves them very much. But you see, the LORD is the one, true, perfectly good God and (SB20) He is the big king over everyone. (SB21) He has given us His perfectly good laws to live by, but we have obeyed them all?

Have we?

No we have not! None of us! We have ALL disobeyed God and we ALL deserve His punishment for disobeying Him and His good laws. That makes us all sinners. And oh, what a terrible punishment we all deserve! We deserve to be separated from God and all His goodness forever. Forever punishment! Isn't that awful?

(SB22) But God loved the world so much that He sent His Son, Jesus to suffer and die on that cross to take all of the punishment for their sins upon Himself...so God's people wouldn't have to. (SB23) Jesus' perfect life paid for their sins so they could be FORGIVEN; and, so they could be loved forever by God instead of punished!

Who are God's people? They are all who would ever turn away from disobeying God and trust in Jesus as their Savior. All who come to Him like this are God's people! So that's why Jesus suffered and died on that terrible cross that day. Not for anything He had done, but (SB24) because He loved God, His Father and God's people that much! Isn't Jesus amazing??

And how do we KNOW that Jesus really took all of the punishment for God's people that day? It because of what happened on the third day after Jesus died. Do you know what happened?

Can you tell me?

(SB25, SB26) On Day One, Jesus' body stayed dead in the cave-grave. On Day Two, Jesus' body stayed dead in the cave-grave. (Move (BG4 to the side, then remove SB25 and add SB27) But on Day Three, Jesus rose up from the dead, showing that He had really had done it!

Now God's people were forgiven forever! Now they never would have to have God's punishment. (SB28) Now they would get to know and love Him in their hearts their whole lives! And one day, when they die, (SB29) they would get to go live with God forever! What a wonderful thing it is to be God's dearly-loved people!

Thank You, Jesus, for taking all of God's punishment for all of God's people on the cross! Thank You, that You offer for us to become God's people, too, when we turn away from our sins and trust in You as our Savior! Help us to do this, even today!

Cracking the Case: (story wrap-up for Listening Assignments)

It's time to see how we did with our Listening Assignment.

Detective Dan's Lesson 1 Listening Assignment:

1. What did Jesus do that cost a great price? He suffered and died on the cross.

2. Who did He do it for? Why? He did it for God's people, so they could be saved from their sins.

For You and Me:

How amazing is God's love for His people! That He would send His Son, Jesus to suffer and die in their place! We can become God's people, too, when we turn away from our sins and trust in Jesus as our Savior.

Detective Dan's Lesson 2 Listening Assignment:**Our Bible Verse is Hosea 13:14, HCSB:**

"I will ransom them from the power of Sheol. I will redeem them from death."

1. To ransom means to pay whatever it costs to rescue someone. Who ransomed God's people from death? Jesus did.

2. What had to be done to ransom God's people from death? Jesus had to pay for their sins, Himself, as He suffered and died on the cross.

For You and Me

How amazing is God's love for His people! That He would send His Son, Jesus to suffer and die in their place! We can become God's people, too, when we turn away from our sins and trust in Jesus as our Savior.

Detective Dan's Lesson 3 Listening Assignment:

Our six clues were: an alligator; Jesus; a robber; a jail; sin; and a harp. Hold each of them up for the children to see as you identify them.

1. Which four belong in our story?

Jesus, the robber, the jail and sin belong. The butterfly and the harp do not.

2. What do God's people thank Jesus for doing for them on the cross? For suffering and dying on the cross for their sins so they could be forgiven.

For You and Me

How amazing is God's love for His people! That He would send His Son, Jesus to suffer and die in their place! We can become God's people, too, when we turn away from our sins and trust in Jesus as our Savior.

The Gospel (story wrap-up if NOT using Listening Assignments)**Our Bible Truth is:****What Did Jesus Come to Do?****Jesus Came to Bring Us to God...****He Died on the Cross for the Sins of God's People!**

What did Jesus come to do? Jesus came to bring us to God... He died on the cross for the sins of God's people.

That was the only way God's people could be forgiven their sins. You see, all people have chosen to disobey God and His good ways. No one lives the perfect life that pleases God. That is why we all deserve His punishment!

God would have been perfectly fair to punish us for our sins. But, He is so full of mercy and love that He chose to make a way for us to be saved. He sent Jesus to live the perfectly obedient life that none of us have lived. Then, Jesus offered up His perfect life to be the full payment for the sins of all who would ever turn away from disobeying God and trust in Jesus as their Savior. On the third day, He rose from the dead, proving He had really done it! We, too, can be God's people when we turn away from our sins and trust in Jesus as our own Savior. *Close in prayer.*

Closing ACTS Prayer

- A** Jesus, we praise You for being our Savior. You came to bring us to God. We praise You for being willing to suffer and die on the cross for the sins of God's people sins.
- C** Jesus, how we need You to be our Savior! We are all sinners who disobey God. We all deserve God's punishment. Please forgive us!
- T** Thank You, Jesus, for suffering and dying on the cross to save all who turn away from their sins and trust in You as their Savior. Thank You for taking all of God's punishment that we might be forgiven. Thank You that no one is too sinful for You to save. You are a big enough Savior for any of us.
- S** Jesus, work in our hearts. Help us to turn away from our sins. Help us to trust in You as our Savior. Help us to love You more and live for You more. In Jesus' name we pray, Amen.

Go to Lesson Plan, p.9 for the script to the rest of the lesson.



What did Jesus come to do?



VISUAL
AID

#1

take out
BIG
QUESTIONS
of BQB

ANSWER: **Jesus came to bring us to God!**

The Big Question

Hold up the Big Question sign for all the children to see, and say:

The Big Question we are investigating today is
Big Question Number 9:

What Did Jesus Come to Do?
and the Answer is:
Jesus Came to Bring Us to God!

Meaning:

In the beginning, God created the world perfect. What a wonderful, special closeness people enjoyed with Him! Yes, it was "Perfect Wonderfulness" knowing God and living in His world. It could have stayed that way forever... but it did not. All of this perfection was broken when people disobeyed God. The big Bible word for disobeying God is "sin."

When we look around us we can see the sadness that sin brought into God's good world. So much in this world is not perfect or wonderful anymore! We've lost the special closeness with God, too. Yes, when sin came into the world, it spoiled so many things.

But would all this sin and sadness last forever? People certainly deserved for it to. After all, they had turned away from God. Now people deserved His punishment, not His love.

But God treats us so much better than we deserve! From the beginning, He had an amazing plan to bring sinful people like us back to Himself. How? He promised to send a Savior. That Savior was Jesus, God's own Son. Jesus lived a perfect life, then He gave it up as the full payment for sins as He suffered and died on the cross. On the third day, Jesus rose from the dead, showing He had really done it--He had beaten sin and death for God's people! We can become God's people, too, when we turn away from our sins and trust in Jesus as our Savior. Then, we will get to know God in our hearts; and one day, we will get to go live with God and enjoy all of His Perfect Wonderfulness forever!




Let's sing our Big Question Song:"

Big Q & A q Song

*DDD NIV Songs 9, track 12
(adapted version of "This Old Man")*

What did Jesus come to do?
What did Jesus come to do?
Jesus came to bring us to God.
That's what Jesus came to do!

BIG QUESTION 9: Six truths about Jesus



This Unit's Bible Truths

"Jesus Came to Bring Us to God" is a good beginning, but there's so more to learn. So it's time for us to dig down even deeper for more answers to our Big Question about God. We're going to be learning SIX Bible truths that all tell us more about Jesus.

Who would like to hand me the picture with our six Bible truths on it? It's in the Big Question Box/Briefcase."

Choose a child to get it and hand it to you, then hold it up and show them the pictures of the six truths they will be learning.

After everyone has had a good look say...

"Ok, we've learned three truths about Jesus. They are: "He Left His Home in Heaven to Save Us," "He Never, Ever Disobeyed God," and "He Taught about God and Did Amazing Things" (point to pictures as you identify each Bible Truth). Now let's look at our Bible Truth Clue sign and see if we can figure out which of these six truths we will be learning about today. Who would like to get it out of the Big Question Briefcase for me?"


Choose a child to open the briefcase, take out the Bible Truth Clue sign and hand it to you.

CAN YOU GUESS BIBLE TRUTH 4:

**What did Jesus come to do?
Jesus came to bring us to God...
He died on the cross for
the ???? of God's people!**

HINT: What is the Bible word for the bad things we do that break God's good laws? It starts with an "s" and it rhymes with "hens."

ANSWER:
He died on the cross for the SINS of God's people!



Revealing the Bible Truth

We Are Learning

Hold up the front side for the children to see. Cover up the answer, written along the bottom, and say:

“What Did Jesus Come to Do?

Jesus Came to Bring Us to God!

He Died on the Cross for the ???? of God’s People!”

We’re missing one word. Here’s the hint to what the missing word is. It says: “What is the Bible word for the bad things we do that break God’s good laws? It starts with an “s” and it rhymes with “hens.”

Can you guess? It’s “Sins.”

So the Bible Truth we are learning today is:

(uncover answer from bottom of sign, show it to them and say:)

“What Did Jesus Come to Do?

Jesus Came to Bring Us to God!

He Died on the Cross for the SINS of God’s People!”

And here is what this Bible Truth means:

(read the meaning off of the back of the sign, say:)

Sadly, we are all sinners who disobey God. We all deserve God’s punishment for our sins. But Jesus never, ever sinned. He never deserved any punishment from God. Yet Jesus chose to suffer and die on the cross. He didn’t suffer and die because He deserved to. He suffered and died in the place of God’s people so they wouldn’t have to. Yes, He offered up His perfect life as the full payment for their sins.

Jesus suffered so much on the cross! His body hurt so badly as He hung there by the nails. But Jesus’ spirit inside Him hurt even more, as He took the punishment for our sins and was separated from God, His Father. But when at last Jesus finished suffering on the cross, He had paid for all of the sins of God’s people.

Jesus died and was buried in a cave-grave that day, but He didn’t stay there! On the third day, Jesus rose from the grave to live forevermore. He had really done it! He had beaten sin and death for God’s people. Now they could have special closeness with God in their hearts. Now they would be His dearly-loved people forever. We can become God’s people, too, when we turn away from our sins and trust in Jesus as our Savior. God will forgive our sins. He will give us special closeness in our hearts with Him now. And one day, we can go to live with God forever.

"I will ransom them from the power of the grave,
I will redeem them from death." Hosea 13:14

Visual Aid #4

Place verse in DDD "Bible"

take out Big Question Bible from of BQB



Bible Truth 4 Bible Verse

Remove the Bible Verse Picture from the "Bible" folder and hold it up for all the children to see, then say:

Hosea 13:14 tells us:

Hosea 13:14

"I will ransom them from the power of the grave, I will redeem them from death."

Learn a Little: "I will redeem them from death."

What does that mean?

Ransom! Redeem! What do those big words mean? To pay the price to rescue someone and make them your very own. What did God ransom His people from? The power of the grave and death ("Sheol" is another Bible word for the grave and death.)

Yes, indeed! When Jesus suffered and died on the cross, He paid for all of the sins of God's people so they could be forgiven! When we turn away from our sins and trust in Jesus, we can be God's people, too. All of our sins will be forgiven through Him, so we can know God now and get to live with Him forever!

"We've said our Bible verse, now let's sing it!"

I Will Ransom Them:

Hosea 13:14

DDD NIV Songs 9, track 28

I will ransom them
from the power of the grave,
I will redeem them from death.
I will ransom them
from the power of the grave,
I will redeem them from death.

Where, O death, are your plagues?
Where, O grave, is your destruction?

I will ransom them
from the power of the grave,
I will redeem them from death.
I will ransom them
from the power of the grave,
I will redeem them from death.
Hosea Thirteen, fourteen.

"Now it's time to do a bit more deep down investigating. Let's see what Detective Dan wants us to help him figure out. Would someone like to get it out for me?"

take out



of BQB

Place in



Visual Aid



Detective Dan's Listening Assignment #1

Detective Dan's

Listening Assignment #1



Hi, Deep Down Detectives!

I'm working on a brand-new case called:

"The Case of the Great Price."

I need to find out:

1. What did Jesus do that cost a great price?

AND

2. Who did He do it for?

Can you help me? Listen carefully to the story and you might just hear the answers!

Thanks!

Detective Dan

Then say, "Ok, Deep Down Detectives! Put on your best listening ears and see if you can hear the answers to Detective Dan's questions. When I finish telling the story, we will see if we can answer all of his questions."

Read the Bible Truth story, putting up the storyboard pictures as you tell it.

At the end of the story, repeat the questions and lead the children in answering them. Present the gospel and close in prayer.

**Answers to assignment questions, the gospel and ACTS prayer are also included at the end of the story text. **


Answers:

1. What did Jesus do that cost a great price? He suffered and died on the cross.

2. Who did He do it for? Why? *He did it for God's people, so they could be saved from their sins.*

For You and Me:

How amazing is God's love for His people! That He would send His Son, Jesus to suffer and die in their place! We can become God's people, too, when we turn away from our sins and trust in Jesus as our Savior.



Detective Dan's Listening Assignment #2

Detective Dan's

Listening Assignment #2



Hi, Deep Down Detectives!

I'm still working on the case called:

"The Case of the Great Price."

Our Bible Verse is Hosea 13:14:

"I will ransom them from the power of the grave, I will redeem them from death."

I need to find out:

1. To ransom means to pay whatever it costs to rescue someone. Who ransomed God's people from death?

AND

2. What did Jesus have to do to ransom them?

Can you help me? Listen carefully to the story and you might just hear the answers! Thanks for your help!

Detective Dan

Then say, "Ok, Deep Down Detectives! Put on your best listening ears and see if you can hear the answers to Detective Dan's questions. When I finish telling the story, we will see if we can answer all of his questions."

Read the Bible Truth story, putting up the storyboard pictures as you tell it. At the end of the story, repeat the questions and lead the children in answering them. Present the gospel and close in prayer.

Answers to assignment questions, the gospel and ACTS prayer are also included at the end of the story text.

Answers:

Our Bible Verse is: Hosea 13:14

"I will ransom them from the power of the grave, I will redeem them from death."

1. To ransom means to pay whatever it costs to rescue someone. Who ransomed God's people from death? Jesus did.

2. What had to be done to ransom God's people from death? Jesus had to pay for their sins, Himself, as He suffered and died on the cross.

For You and Me:

How amazing is God's love for His people! That He would send His Son, Jesus to suffer and die in their place! We can become God's people, too, when we turn away from our sins and trust in Jesus as our Savior.

take out



of BQB

Visual
Aid



Detective Dan's Listening Assignment #3

Detective Dan's

Listening Assignment #3



Hi, Deep Down Detectives!
I'm still working on the case called:
"The Case of the Great Price."

I found SIX clues, but TWO of them are NOT in the story.
They are: an alligator; Jesus; a robber; a jail; sin; and a guitar.

Hold up each of the six pictures for the children to see as you identify them. Better yet, put them up on your flannelgraph board, off to one side.

I need to know:

1. Which FOUR pictures belong in the story and which TWO do NOT?
2. What do God's people thank Jesus for doing for them on the cross?

Can you help me? Listen carefully to the story and you might just hear the answers!

Thanks!

Detective Dan

Then say, "Ok, Deep Down Detectives! Put on your best listening ears and see if you can hear the answers to Detective Dan's questions. When I finish telling the story, we will see if we can answer all of his questions."

Read the Bible Truth story, putting up the storyboard pictures as you tell it. At the end of the story, repeat the questions and lead the children in answering them. Present the gospel and close in prayer.

Answers to assignment questions, the gospel and ACTS prayer are also included at the end of the story text.

Answers:

Our six clues were: an alligator; Jesus; a robber; a jail; sin; and a guitar.

1. Which four belong in our story?


Jesus, the robber, the jail and sin belong. The alligator and the guitar do not.

2. What do God's people thank Jesus for doing for them on the cross?


For suffering and dying on the cross for their sins so they could be forgiven.

For You and Me:

How amazing is God's love for His people! That He would send His Son, Jesus to suffer and die in their place! We can become God's people, too, when we turn away from our sins and trust in Jesus as our Savior.



An Alligator




Jesus



DDD 9.4 Lesson 3 Listening Assignment Clue Picture1 for kids



DDD 9.4 Lesson 3 Listening Assignment Clue Picture 2 for kids



A Robber



A Jail




DDD 9.4 Lesson 3 Listening Assignment Clue Picture 3 for kids


DDD 9.4 Lesson 3 Listening Assignment Clue Picture 4 for kids



Sin



Guitar





DDD 9.4 Lesson 3 Listening Assignment Clue Picture 5 for kids



DDD 9.4 Lesson 3 Listening Assignment Clue Picture 6 for kids