

DEEP DOWN DETECTIVES



Visual Aids

Unit 1,

Bible Truth 3

About the Deep Down Detectives Visual Aids

How Are They Used?



The Deep Down Detectives Visual Aids book is a companion resource to be used alongside the Deep Down Detectives Core Curriculum book for each unit. These colorful pictures are used in presenting the key concepts; telling the Bible stories; and, in playing the Bible Story Review games.

What Do They Include?



There are five, different resources included in this book:

1. Key Concept Visual Aids-- colorful signs of the Big Question and Answer, the Bible Truth, the Bible verse, and the Listening Assignments to use with the 3 lessons for each Bible Truth.

2. The Storyboard Picture Key--a who's who of the pictures in thumbnail size. Some pictures are labelled "BG." These are your background pictures that you put on the storyboard before telling the story. The rest of the pictures are labelled "SB." These are pictures you put up on the storyboard as you tell the story.


3. Storyboard Suggested Picture Placement page--where to place the pictures on your storyboard.

4. The pictures, themselves. Notice that each picture is identified and numbered on the back for easy reference. The numbers correspond to the numbers in the Picture Placement Key and in the actually story script (found in the Core Curriculum book.)

5. Directions for making the Deep Down Detectives "Bible" Folder and the **back/front images** to paste in place when making it. (Larger back/front images are found online with the curriculum.)

Directions for how to make a homemade flannelgraph storyboard and sturdy storyboard pictures are found in **Appendix E in the Core Curriculum book.**

Ready, Set, Rip It Out!



This book is meant to be ripped up and made into your visual aids. The key concept signs can be cut out and laminated or slipped into sheet protectors. Cut out around the storyboard images and ideally, laminate these. Some of the biggest pictures actually need to be stuck together, before laminating.

Store It!



Deep Down Detectives is a curriculum that can be used over and over. Store your visual aids and storyboard pictures after using them and they will serve you for many years. We store ours in manilla envelopes and then put them (along with all the rest of the curriculum) in magazine files, labelled by Bible Truth. If you have multiple classes using the curriculum, store each set of resources in separate manilla envelopes. This will make prep much simpler, second time around.

Replacement Storyboard Pictures



You can always purchase this book again or simply go online and print out any pictures that go missing.

Two Sizes of Storyboard Pictures



There are two sizes of storyboard pictures to choose from: the standard, large format pictures; or, the smaller format pictures. The larger pictures are best for a big classroom and a storyboard that is at least 36" x 48." (We actually make a whole section of a wall into a felt storyboard!) The small format pictures are created to fit smaller storyboards--in the 24" x 36" to 36" by 48" range. They are most useful in the smaller class or for use at home.

The Case of the Words on Wheels

Acts 8

**Story-telling Tips**

Ahead of time:

1. Read the Bible verses and story. Pray!
2. Choose story action cues and/or prepare storyboard figures, if using. (Included in the Visual Aids books)
3. Practice telling story with the storyboard pictures, timing your presentation. Shorten, if necessary.

During your presentation:

1. Maintain as much eye contact as possible as you tell the story.
2. Put up storyboard figures/add story action cues as you tell the story. Allow the children to help you put them on the board, if desired.
3. Include the children in your story with a few questions about what they think will happen or words/concepts that might be new to them.
4. Watch the kids for signs that their attention span has been reached. Shorten, if necessary.

INTRODUCTION/ LISTENING ASSIGNMENTS

“Our story is called: The Case of the Words on Wheels. Here is your listening assignment...” *Read from Detective Dan’s Listening Assignment signs, but questions are summarized below:*

Detective Dan’s Lesson #1 Listening Assignment:

I need to find out:

- 1. Who was on wheels?**
- 2. Whose word was he reading? What happened when he read it?**

Detective Dan’s Lesson #2 Listening Assignment:**Our Bible Verse is Psalm 119:18,72-73, ESV**

“Open my eyes, that I may behold wondrous things out of your law... The law of your mouth is better to me than thousands of gold and silver pieces. Your hands have made and fashioned me; give me understanding that I may learn your commandments.”

I need to find out:

- 1. This Bible verse is a prayer for God to help us understand His Word. Who wanted to understand God’s Word in our story?**
- 2. Who helped him understand God’s Word? What happened?**

Detective Dan’s Lesson #3 Listening Assignment:

I found six clues, but only 4 of them are in the story.

They are: a stream; a chariot; a truck; a dusty road; a dog; and a scroll of God’s Word.

Hold up each of them for the children to see as you identify them.

I need to figure out:

- 1. Which four belong in the story and which two don’t?**
- 2. Who confessed his sins and asked Jesus to be his Savior? How did God answer his prayers?**

Read the assignment questions, THEN SAY,

“Ok, Deep Down Detectives! Put on your best listening ears and see if you can hear the answers to Detective Dan’s questions. When I finish telling the story, we will see if we can answer all the questions.”

*Read the Bible Truth story, answer questions, present the gospel and lead in prayer.**Listening Assignments answers; the gospel; and, an ACTS prayer are included with the story text at the end.*

The Case of the Word on Wheels Acts 8

Story with lines separating paragraphs (text in bold, optional interaction cues in italics) Numbers correspond to storyboard pictures and placement upon the storyboard. Always feel free to use less pictures, if it's best for your kids. Simply black out the numbers next to pictures you do not plan to use. All pictures are found in the Visual Aids book. Put BG (background) pictures on storyboard ahead of time. SB pictures (listed below in story text) are added to board as you tell the story. These numbers are also found on the back of each picture.

Tip: Stack pictures in numerical order before telling story for easy use. Use sticky-back velcro to attach pictures to storyboard felt. Use sticky-tac putty to stick a picture on top of another picture.

God used (SB1) many godly people write down His words in the Bible.

He had them write down prayers to Him and songs to Him. He had them write down stories of the great things He's done in this world; and, His plans and promises yet to come. But the very best thing God gave godly people to write down in the Bible was how He loved much He (SB2) loved the sinful people of this world and promised to send His very own Son to be their Savior.

Can you tell me the name of God's Son? It's Jesus!

Yes, God promised to send (SB3) His Son, Jesus to save us from our sins. He would do for us what we could never do for ourselves! Jesus would come to earth. He would live a perfect life--one that never, ever disobeyed God. Then Jesus would give up that beautiful, perfect life as He suffered and died on the cross. His life would be the complete payment for the sins of all who would ever turn away from their sins and put their trust in Him as their Savior. Then on the third day, Jesus would rise up from the dead, showing that He had really beaten sin and death!

This would be how we could become God's dearly loved people. This would be how we could know (SB4) special closeness with God in our hearts. And this would be how, after we die, we could get to (SB5) live with God forever. These were the amazing promises that God made to (SB6) ALL who would ever turn from their sins and trust in Jesus as their Savior.

What great news this was! And it was news that everyone needed to hear. And that's why God had godly people write it down in His Word, the Bible. So that people, in every place and from every time, might be able to hear it, and read it, and believe it. God wanted them to become His people!

(SB7) Philip was a man who heard and read God's promises in the Bible. He believed that Jesus was the Savior God had promised to send.

Philip had been one of Jesus' closest friends--one of His twelve disciples. For three years Philip had listened to (SB8) Jesus teach and had watched the amazing things Jesus did. Philip had been there on that sad, sad day when Jesus suffered and died on the cross. And he had been there on that happy, happy, third day, when Jesus (SB9) rose from the dead in victory over sin and death!

Jesus showed Philip and the other disciples how (SB10) God had answered all His promises to send a Savior through His life and death. They called this "the (SB11) gospel"--a Bible word meaning good news... because of course that is exactly what this was--- the best "good news" ever! Jesus had made the way to bring us to God!

But Jesus coming was just the first part of God's plan. There was much more to come and God would use Philip and the other disciples to carry it out.

What do you think God might have planned for Philip and the others do next?

Story with lines separating paragraphs (text in bold, optional interaction cues in italics)

There was only one thing to do with this good news--tell it! Now it was time to spread it, far and wide! "Go into all the world and tell them the gospel! Teach them about Me! Show them how to live for Me!" Jesus told the disciples. So that's just what they did.

(SB12) Some of the disciples stayed right there in Jerusalem and kept telling the gospel to the people who lived there. But many others went (SB13, SB14) to faraway places to share the good news of Jesus. (SB15) Philip was one of these. He went to a faraway place called Samaria.

One day, God sent (SB16) an angel to give Philip a special job: "Philip," the angel said, "The Lord wants you to walk down the old road that goes to Gaza."

Hmmm... this was a bit odd. Almost no one took that old road anymore. They take the new road to Gaza instead. Philip didn't know why God wanted him to go down that road, but he did it anyway. (SB17) He got up and started walking down that hot, dusty, lonely, old road.

Can you pretend to walk down a long, hot, dusty road?

It didn't take long for Philip to know why God sent him there. Up in the distance, Philip saw (SB18) a cloud of dust. A chariot pulled by beautiful horses was rumbling down that old Gaza road.

What do beautiful, prancing horses look like?

And who should be riding in that chariot? It was none other than the Treasurer of Ethiopia (a country in Africa). This man had the job of taking care of Queen Candace's money. I bet that was a lot of money!

What a very important man this Treasurer was! He had been travelled all the way to Jerusalem to worship at God's worship house, the Temple. Now he was headed back home to Africa.

As his servant drove the chariot and horses, the Treasurer sat reading from a big, fat scroll of rolled up paper. It was a book. (That's how long books were written back then.) It was part of God's Word, the Bible. And I bet you can guess what God wanted Philip to do next? Can you?

What do you think God wanted Philip to do?

The Holy Spirit spoke to Philip and said, "Run up to that chariot." So (SB19) Philip did.

When Philip got right next to the chariot, he could hear what the man was reading.

Can you guess who Philip heard that man reading about?

It was some of those promises God had godly people write down in the Bible about Jesus! Now Philip knew why God had sent him down that lonely road. It was to tell this man about Jesus!

"Sir, do you understand what you are reading from the Bible?" Philip asked him.

"No, I don't! Do you? Will you sit up here with me in my chariot and help me?" the Treasurer asked Philip. "Yes, of course," Philip happily agreed.

So (SB20) Philip climbed up into the chariot and sat down next to the man and away they rode.

Story with lines separating paragraphs (text in bold, optional interaction cues in italics)

Philip explained many of the promises about Jesus in God's Word, starting with the very one he had been reading. And what do you think happened as that man listened to Philip?

Who do you think started working in that man's heart as he listened?

The (SB21) Holy Spirit worked in the man's heart as he listened to Philip!

He heard the good news about Jesus and he believed. "I believe in Jesus. I want to turn away from my sins. I want Him to be my Savior. I want Him to take away the punishment for my sins," he told Philip.

Right then and there, God changed that man's life. His sins were forgiven and the Holy Spirit filled his heart with special closeness with God. Philip and the man were both very happy.

The (SB22) chariot bumped along as Philip and the man talked. Past dry, scruffy bushes. Past hot rocks and wriggly lizards. Past little hills with brown grasses until at last they came to some water.

Suddenly, the Treasurer yelled out! "Stop this chariot! NOW!!!!!!!" The servant obeyed, but what was going on?

Why do you think the Treasurer wanted to stop by the river?

The servant stopped the chariot. Perhaps he thought his master wanted a drink of water for his dry mouth; or, to cool off his hot face in the refreshing water. But no! There was something else this man wanted to do with that water.

Can you guess what he wanted to do?

The Treasurer wanted to be baptized!

That's what people were supposed to do to show that they were choosing to live a new life of trusting in Jesus and living for Him. So that's exactly what this man wanted to do!

Turning to Philip, the man asked, "Here is water. Is there any reason why I can't be baptized? I believe in Jesus. I want to love God and obey His Word the rest of my life!"

Philip agreed. They both climbed down from the chariot and waded into the water.

(SB23) Philip baptized the man by dipping him down into the water, then raising him back up again.

The man got back in the chariot and went rejoicing on his way down that bumpy, dusty road towards his home in Africa. And why shouldn't he be rejoicing? He knew the promises of God's Word and understood what they meant. He believed in Jesus and had become one of God's people. He would always be God's forever.

He (SB24) could go back to Africa and tell others about God's promises, too. Now that is a lot to be happy about!

Cracking the Case: (story wrap-up for Listening Assignments)

It's time to see how we did with our Listening Assignment.

Detective Dan's Lesson 1 Listening Assignment:

1. Who was on wheels? The African man.

2. Whose word was he reading? What happened when he read it? He was reading God's Word, the Bible. He didn't understand who the promises were about until God sent Philip to help him understand. The Holy Spirit worked in his heart and he was saved.

For You and Me:

Like the African man, God has given us His Word, the Bible. We can read it and learn about God's promises about Jesus in it. We can ask our teachers and our parents to help us understand what we hear. We can ask God to send His Holy Spirit to work in our hearts and help us to trust in Jesus as our Savior.

Detective Dan's Lesson 2 Listening Assignment:
Our Bible Verse is Psalm 119:18,72-73, ESV

"Open my eyes, that I may behold wondrous things out of your law... The law of your mouth is better to me than thousands of gold and silver pieces. Your hands have made and fashioned me; give me understanding that I may learn your commandments."

I need to find out:

1. This Bible verse is a prayer for God to help us understand His Word. Who wanted to understand God's Word in our story? The African man.

2. Who helped him understand God's Word? What happened? Philip and God's Holy Spirit. Philip helped the man understand that these promises were about Jesus. The Holy Spirit worked in his heart and helped him trust in Jesus as his Savior.

For You and Me:

God wants us to understand His Word, too. He wants us to see how Jesus came and made all these promises come true. We can ask God to help us to understand His Word; and, help us to trust in Jesus as our Savior, too.

Detective Dan's Lesson 3 Listening Assignment:

Our six clues were: a stream; a chariot; a truck; a dusty road; a dog; and a scroll of God's Word.

1. Which four belong in our story?

The stream; the chariot; the dusty road; and the scroll.

2. Who confessed his sins and asked Jesus to be his Savior? How did God answer his prayers?

The African man confessed his sins and asked Jesus to be his Savior. God forgave his sins and made him one of His dearly loved people!

For You and Me:

Like the African man, we can confess our sins to God. We can trust in Jesus as our Savior. We can be one of God's dearly loved people. God loves to help us do this! Ask Him!

The Gospel (story wrap-up if NOT using Listening Assignments)**Our Bible Truth is:****How Can I Know What God Is Like?****He Shows Me What He's Like...****in the Bible, the perfect Word of God!**

The man from Africa was so excited to hear about Jesus from God's Word, the Bible! He rejoiced to hear that God promises to save all who say "no" to disobeying Him and trust in Jesus as their Savior. The man from Africa did this. We can do this, too! When we do, God will forgive our sins and we can enjoy wonderful, special closeness with God now and forever.

Close in prayer.


Closing ACTS Prayer

- A** We praise You, God, that You show us what You are like! We praise you for being the Giver of Your Word, the Bible.
- C** God, You show us in the Bible who You are and how You want us to live, but many times we don't act like we want to know You. Many times we don't obey Your good ways. We need a Savior!
- T** Thank You for wanting us to know You. Thank You for giving us the Bible to know You and Your good ways better.
- S** Work deep inside our heart so we can know more and more of You! Help us to know what You are like when we hear Your Word, the Bible. Help us to turn away from disobeying You and trust in Jesus as our Savior.
In Jesus' name we pray. Amen.

Go to Lesson Plan, p.9 for the script to the rest of the lesson.



How can I know what God is like?



ANSWER:

He shows me what He's like!

VISUAL
AID

#1

take out



of BQB

The Big Question

Hold up the Big Question sign for all the children to see, and say:

The Big Question we are investigating today is
Big Question Number 1:

How Can I Know What God Is Like?

and the Answer is:

He Shows Me What He's Like!

Meaning:

"God made us. He wants us to know what He is like so we can know Him, love Him, and praise Him.

God shows us what He is like by the heart He gave us to know and love Him; through all of His creations we see around us; through His Word, the Bible; and most of all, through His very own Son, Jesus Christ."

Let's sing our Big Question Song: "


Big Q & A I Song

DDDESV Songs 1, track 12

(adapted version of "This Is the Way We Wash Our Clothes")

How can I know what God is like,
God is like, God is like?
How can I know what God is like?
He shows me what He's like!

BIG QUESTION 1: Four ways God shows us what He's like



Visual Aid
#2
Big Question
of BOB
take out

This Unit's Bible Truths

"God shows me what He's like" is a good beginning, but there's so more to learn. So it's time for us to dig down even deeper for more answers to our Big Question about God. We're going to be learning **FOUR** Bible truths that all tell us something about how God shows us what He's like.

Who would like to hand me the picture with our four Bible truths on it? It's in the Big Question Box/ Briefcase?" *Choose a child to get it out and hand it to you, then hold it up and show them the pictures with the four truths they will be learning.*

After everyone has had a good look, say...

"Ok, we've learned two ways God shows us what He's like already. They are: God shows me what He's like through the heart He gave me to know and love Him; God shows me what He's like in everything I see all around me (point to pictures as you identify each Bible Truth).


Now let's look at our Bible Truth Clue and see if we can figure out which of these four truths we will be learning about today. Who would like to get it out of the Big Question Briefcase for me?"

Choose a child to open the briefcase, take out the Bible Truth Clue and hand it to you.

CAN YOU GUESS BIBLE TRUTH 3?

How Can I Know What God Is Like?
He Shows Me What He's Like...
in the ???,
the perfect Word of God!

HINT: What's the name of the
book that is God's Word?



ANSWER:
in the BIBLE, the perfect Word of God!

Visual take out

Aid

#3



of BQB

Revealing the Bible Truth

We Are Learning

Hold up the front side for the children to see. Cover up the answer, written along the bottom, and say:

**"How Do I Know What God Is Like?
He Shows Me What He's Like...
in the ????, the perfect Word of God!"**

We're missing one word. Here's the hint to what the missing word is. It says: "What is the name of the book that is God's Word?"

Can you guess? It's the Bible!

So the Bible Truth we are learning today is:

(uncover answer from bottom of sign, show it to them and say:)

**"How Do I Know What God Is Like?
He Shows Me What He's Like...
in the BIBLE, the perfect Word of God."**

And here what this Bible Truth means:

(read the meaning off of the back of the sign, say:)

The Bible is God's Word. God used many people to write down His Word just right. The Bible is filled with stories about God, His plans, and the wonderful things He has done for us. When we read the Bible, God shows us what He is like and fills our hearts with truth about Him. We see how great God is, how good God is, and how wonderful is His love for people like you and me!



"Open my eyes, that I may behold wondrous things out of your law... The law of your mouth is better to me than thousands of gold and silver pieces. Your hands have made and fashioned me; give me understanding that I may learn your commandments." --- Psalm 119:18,72-73, ESV

Bible Truth 3 Bible Verse

Remove the Bible Verse Picture from the "Bible" folder and hold it up for all the children to see, then say:

Psalms 119:18,72-73 tells us:

Psalms 119:18,72-73, ESV

"Open my eyes, that I may behold wondrous things out of your law... The law of your mouth is better to me than thousands of gold and silver pieces. Your hands have made and fashioned me; give me understanding that I may learn your commandments."

Learn a Little: "Open my eyes, that I may behold wondrous things out of your law."

What does that mean?

These Bible verses are a prayer for God to work in our hearts and minds when we hear His Word, the Bible. We need God's help to understand His Word and to obey it. God loves to answer prayers like these. Ask Him! He can help you, too!

"Now it's time to do a bit more deep down investigating. Let's hear what Detective Dan wants us to help him figure out. Would someone like to get it out for me?"

We've said our Bible verse, now let's sing it!

"We've said our Bible verse, now let's sing it!"

Open My Eyes:

Psalms 119: 18,72-73

DDD ESV Songs 1, track 26

Open my eyes that I may behold,
Wondrous things out of your law.
Open my eyes that I may behold,
Wondrous things out of your law.

The law of your mouth is better to me,
Than thousands of pieces of silver and gold.
Your hands they made me and fashioned me.
Give me understanding,
That I may learn your commandments.

Open my eyes that I may behold,
Wondrous things out of your law.
Open my eyes that I may behold,
Wondrous things out of your law.

Psalms One-nineteen, eighteen,
seventy two and three.

"Now it's time to do a bit more deep down investigating. Let's hear what Detective Dan wants us to help him figure out. Would someone like to get it out for me?"

take out



of BQB

Place in



Visual Aid



Detective Dan's Listening Assignment #1

Detective Dan's Listening Assignment #1



Hi, Deep Down Detectives!
I'm working on a brand-new case called:
"The Case of the Word on Wheels."

I need to find out:

1. Who was on wheels?

AND

2. Whose word was he reading? What happened
when he read it?

Can you help me? Listen carefully to the story and
you might just hear the answers!

Thanks!

Detective Dan

Then say, "Ok, Deep Down Detectives! Put on your best listening ears and see if you can find the answers to Detective Dan's questions. When I finish telling the story, we will see if we can answer all of his questions."

Read the Bible Truth story, putting up the storyboard pictures as you tell it.

At the end of the story, repeat the questions and lead the children in answering them. Present the gospel and close in prayer.

Answers to assignment questions, the gospel and ACTS prayer are also included at the end of the story text.


Answers:

1. Who was on wheels? The African man.

2. Whose word was he reading? What happened when he read it? He was reading God's Word, the Bible. He didn't understand who the promises were about until God sent Philip to help him understand. The Holy Spirit worked in his heart and he was saved.

For You and Me:

Like the African man, God has given us His Word, the Bible. We can read it and learn about God's promises about Jesus in it. We can ask our teachers and our parents to help us understand what we hear. We can ask God to send His Holy Spirit to work in our hearts and help us to trust in Jesus as our Savior.



Detective Dan's Listening Assignment #2

Detective Dan's Listening Assignment #2



Hi, Deep Down Detectives!

I'm still working on the case called:

"The Case of the Word on Wheels."

Our Bible verse is Psalm 119:18, 72-73, ESV:

"Open my eyes, that I may behold wondrous things out of your law... The law of your mouth is better to me than thousands of gold and silver pieces. Your hands have made and fashioned me; give me understanding that I may learn your commandments."

I need to find out:

1. This Bible verse is a prayer for God to help us understand His Word. Who wanted to understand God's Word in our story?

AND

2. Who helped him understand God's Word? What happened?

Can you help me? Listen carefully to the story and you might just hear the answers!

Thanks for your help!

Then say, "Ok, Deep Down Detectives! Put on your best listening ears and see if you can find the answers to Detective Dan's questions. When I finish telling the story, we will see if we can answer all of his questions."

Read the Bible Truth story, putting up the storyboard pictures as you tell it. At the end of the story, repeat the questions and lead the children in answering them. Present the gospel and close in prayer.

Answers to assignment questions, the gospel and ACTS prayer are also included at the end of the story text.

Answers:

Our Bible Verse is: Psalm 119:18, 72-73, ESV:

"Open my eyes, that I may behold wondrous things out of your law... The law of your mouth is better to me than thousands of gold and silver pieces. Your hands have made and fashioned me; give me understanding that I may learn your commandments."

I need to find out:

1. This Bible verse is a prayer for God to help us understand His Word.

Who wanted to understand God's Word in our story? The African man.

2. Who helped him understand God's Word? What happened? Philip and God's Holy Spirit. Philip helped the man understand that these promises were about Jesus. The Holy Spirit worked in his heart and helped him trust in Jesus as his Savior.

For You and Me:

God wants us to understand His Word, too. He wants us to see how Jesus came and made all these promises come true. We can ask God to help us to understand His Word; and, help us to trust in Jesus as our Savior, too.

take out



of BQB

Visual
Aid



Detective Dan's Listening Assignment #3

Detective Dan's

Listening Assignment #3



Hi, Deep Down Detectives!
I'm still working on the case called:
"The Case of the Word on Wheels."

I found SIX clues, but TWO of them are NOT in the story.
They are: a stream; a chariot; a truck; a dusty road;
a dog; and a scroll of God's Word.

Hold up each of the six pictures for the children to see as you identify them. Better yet, put them up on your flannelgraph board, off to one side.

I need to know:

1. Which FOUR pictures belong in the story and which TWO do NOT?
2. Who confessed his sins and asked Jesus to be his Savior? How did God answer his prayers?

Can you help me? Listen carefully to the story and you might just hear the answers!

Thanks!
Detective Dan

Then say, "Ok, Deep Down Detectives! Put on your best listening ears and see if you can find the answers to Detective Dan's questions. When I finish telling the story, we will see if we can answer all of his questions."

Read the Bible Truth story, putting up the storyboard pictures as you tell it. At the end of the story, repeat the questions and lead the children in answering them. Present the gospel and close in prayer.

Answers to assignment questions, the gospel and ACTS prayer are also included at the end of the story text.

Answers:

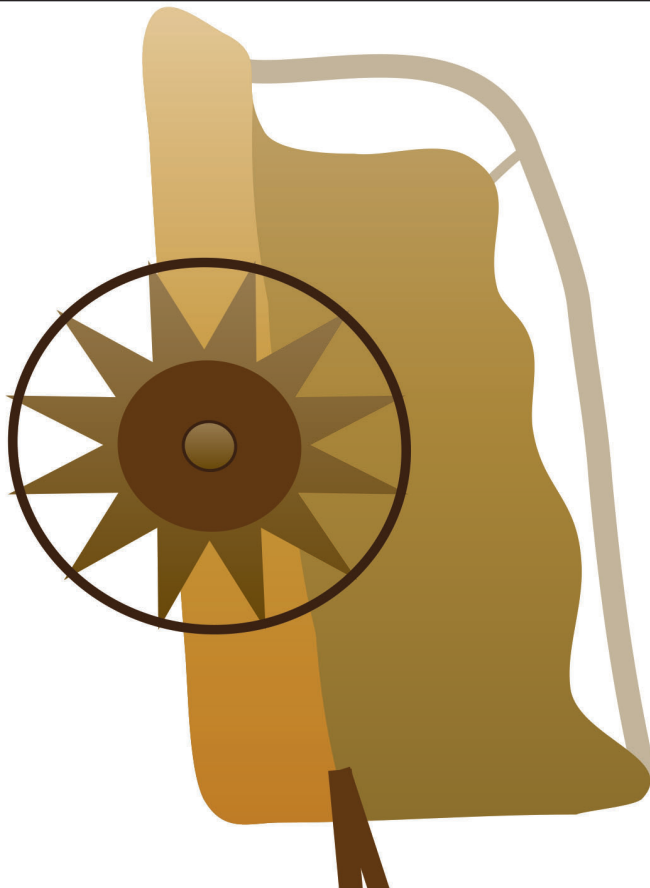
1. **Which four belong in our story?**
The stream; the chariot; the dusty road; and the scroll.
2. **Who confessed his sins and asked Jesus to be his Savior? How did God answer his prayers?** The African man confessed his sins and asked Jesus to be his Savior. God forgave his sins and made him one of His dearly loved people!

For You and Me:


Like the African man, we can confess our sins to God. We can trust in Jesus as our Savior. We can be one of God's dearly loved people. God loves to help us do this! Ask Him!



A Chariot



A Stream





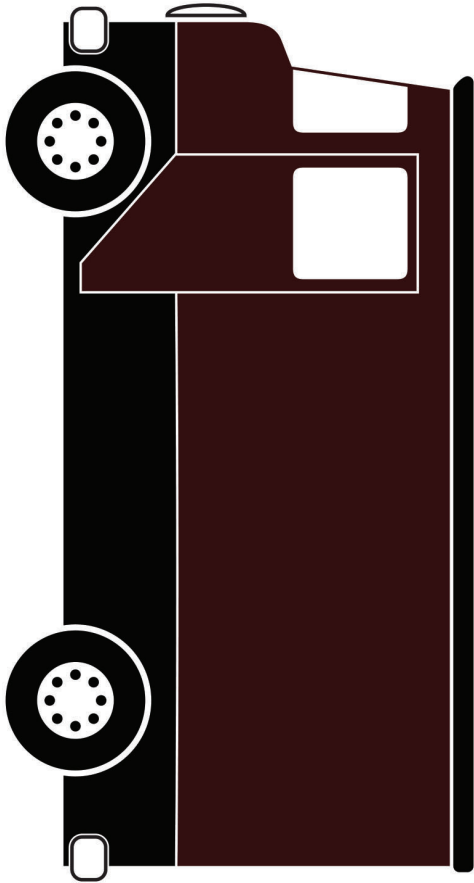
DDD 1.3 Lesson 3 Listening Assignment Clue Picture1 for kids




DDD 1.3 Lesson 3 Listening Assignment Clue Picture 2 for kids



A Truck



A Dusty Road





DDD 1.3 Lesson 3 Listening Assignment Clue Picture3 for kids



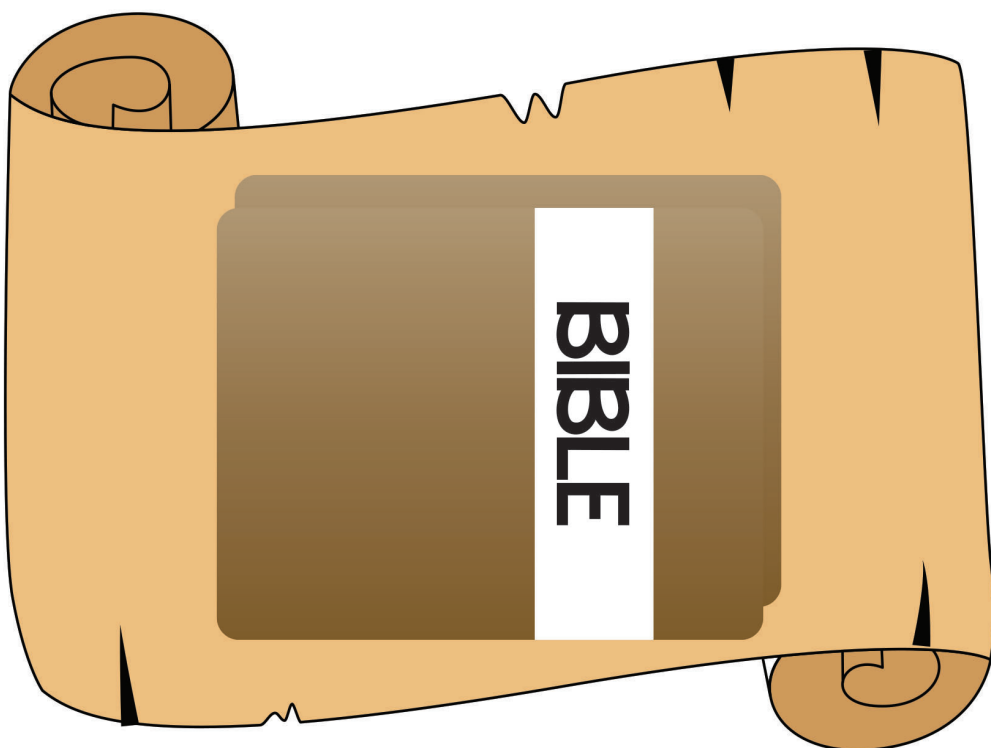
DDD 1.3 Lesson 3 Listening Assignment Clue Picture 4 for kids



A Dog



A Scroll (of God's Word)





DDD 1.3 Lesson 3 Listening Assignment Clue Picture 5 for kids



DDD 1.3 Lesson 3 Listening Assignment Clue Picture 6 for kids