

BIBLE TRUTH 6, LESSON 1: PLANNER/OVERVIEW

GETTING STARTED: Welcome and Opening Songs (*introduce unit and get kids moving with these songs*)

Welcome to Praise Factory: PFI: Praise Factory Investigators Theme Song *PFI NIV Songs 8, Track 1*

Rules to Help Us Worship God and Love One Another: WoGoLOA Classroom Rules Song
PFI NIV Songs 8, Track 2

Big Question Under Investigation: Big Question 8 Songs *PFI NIV Songs 8, Tracks 3,4*

Big Question Bible Verse: 1 Chronicles 16:34 Song *PFI NIV Songs 8, Track 5*

DIGGING DEEP DOWN: Key Concept and Story (*introduce the Bible Truth and tell the related story*)

Bible Truth 6: God Will Never Stop Loving His People

Bible Truth Hymn: The King of Love, v.6 *PFI NIV Songs 8, Track 19*

Bible Verse: Romans 8:31-32,35,37-39

Bible Verse Song: Who Shall Separate Us? *PFI NIV Songs 8, Track 20*
Extra Bible Verse Song: I Will Betroth You to Me Hosea 2:19 PFI NIV Songs 8, Track 21

Lesson 1 Old Testament: The Case of the Willful Wife *The Book of Hosea*

TAKING ACTION: Response Activities (*choose from among these activities*)

Snack and Discussion Planner: Raisin Cakes and Barley

ACTS Prayer: Prayer Sheet

Bible Truth Review: Discussion Questions and Game: Help the Blind Man

Bible Truth Hymn: The King of Love, v.6 *PFI NIV Songs 8, Track 19*
Song, Sign Language and Song Game: Mimic Me! **PFI NIV Songs 8 BOOK or ONLINE**

Bible Verse Review: Romans 8:31-32,35,37-39 Discussion Sheet and Game: Hand Ball
Bible Verse Song: Who Shall Separate Us?: Romans 8:35,38-39 *PFI NIV Songs 8, Track 20*
Song, Sign Language and Song Game: Word Take Away **PFI NIV Songs 8 BOOK or ONLINE**

Story Review: Discussion Questions and Game: Sticky Pad Search

Case Replay, Jr: Drama Activity for Youngest Children (children do same story actions together)

Case Replay, Sr: Drama Activity for Most Children (children re-tell story with individual parts)

Craft: Shekels and Barley

VIPP (Very Important Prayer Person) Prayer Time: Coloring Sheets (back of book), Game: Mix and Match

TAKING IT HOME: Take Home Sheet for Review and Family Devotions

PFI Pronto: Bible Truth 6, Lesson 1 **PFI NIV Songs 8 BOOK or ONLINE**

The Case of the Willful Wife *The Book of Hosea* by Connie Dever**Our story is called:****The Case of the Willful Wife.****As you listen to the story, see if you can figure out:**

1. Who married the willful wife? Why? What did she do that was so bad?
2. Who was the willful a picture of? Who was her faithful husband a picture of?

This story takes place in Old Testament times, about 750 years before Jesus lived on earth.

Long ago in Israel there lived a man named Hosea. Unlike many of the people of his day, Hosea didn't burn incense to the Baals on the high places; or sacrifice to the golden bull Egeliah at Bethel; or even make offerings to Ashtoreth under the oak trees. Hosea loved the LORD and lived to please Him, not the fake gods that others served.

The LORD called Hosea to be one of His prophets. Now when we think of prophets we usually think of them listening to God, then going to God's people and telling them God's message. But did you know that many times the LORD also had prophets do something, as a picture of what He wanted His people to know? Well, the LORD had Hosea do just this.

What did the LORD have Hosea do as a picture for Israel? Get married! And not just married to any girl of his choosing. No! The LORD told Hosea to marry the daughter of Diblaim. A woman named Gomer.

Now there was something about Gomer that made her not exactly a man's dream wife (and it's not her weird name!). Something so bad that it really made her a nightmare of a wife. You see, Gomer was unfaithful. That is, she was the kind of girl who didn't stay only with her husband, but made money by being with other men and treating them like they were her husband, too.

Gomer's unfaithfulness would make Hosea's marriage to Gomer painfully unhappy. So why would the LORD want Hosea to marry a woman like this? Because Gomer's unfaithfulness to Hosea was a picture how unfaithful the people of Israel were to the LORD.

"Marry that unfaithful woman Gomer and have children with her," the LORD told Hosea. "Name your first son, Jezreel, your daughter, Lo-Ru-ham-ah, and your second son, Lo-ammi. Your unfaithful wife and the

names of your children are to be messages to Israel."

"Then give the people of Israel this message from Me," the LORD told Hosea. "Say to them: 'You people of Israel are just like Gomer. You have been like a unfaithful wife to Me. Remember how I loved you and rescued you from Egypt? Remember how at Mount Sinai we made covenant promises to each other? I promised to always love and protect you. I called you My Treasured Possession. You promised to love and worship Me alone. You would keep all of my commandments,'" the LORD said.

"We celebrated our promises and love with a great feast that day," the LORD continued. "It was like a wedding. All these years, I have always kept the promises made to you that day. I have loved you patiently and tenderly, but you have broken your promises to me over and over again. You split off from the other two tribes of Judah and began to worship the false gods, the Baals. You fellowshipped with them by eating the raisin cakes dedicated to them at their altars. You have I bowed down to the golden bull, Egeliah. You have made offerings to Asherah."

"But that is not, all," the LORD told the people of Israel. "You kill and steal. You depend on the kings of faraway countries to take care of you, when you know I promised to take care of you! You have forgotten Me! You have rejected Me! I have kept loving you and been patient with you; and for 700 years you have been unfaithful to Me," the LORD said.

"Are you shocked and disgusted at how Gomer treats Hosea?" the LORD asked the Israelites. "You should be more shocked and disgusted with how you have treated Me! You deserve My forever punishment right now, for the way you've behaved!"

Story-telling Tips**Ahead of time:**

1. Read the Bible verses and story. Pray!
2. Create story cue cards on index cards (or highlight text).
3. Practice telling story dramatically, timing your presentation. Shorten, if necessary to fit your allotted time.
4. Decorate area with story props that help bring your story alive.

During your presentation:

1. Maintain as much eye contact as possible as you tell the story. Point to/use props at important points in the story. Include the kids in your story with a few questions about what they think will happen or words/concepts that might be new to them.
2. Watch the kids for signs that their attention span has been reached. Shorten, if necessary.

The people of Israel had treated the LORD terribly, but amazingly, still He loved them: “You don’t deserve to be my people; yet I still love you so much!” He said. “I will have punish you soon, but because of my love for you, I will give you another chance to turn away from your unfaithfulness to Me,” the LORD told them.

“Think about the meaning of the names of Hosea’s children,” the LORD said. “They are my final warning to you. One son is named “Jezreel” to remind you of the many people you wrongly killed in the Valley of Jezreel. You will be punished for this if you don’t turn away from your sins. His daughter is named “Lo-Ru-ham-ah.” It means “not pitied.” Soon I will show you no pity if you do not turn from your sins. His other son is named “Lo-ammi.” It means “Not my people.” “Soon you will not be my people and I will not be your God anymore, if you do not repent,” the LORD warned them. “I have been faithful to you, but you have rejected Me. Please, listen to Me! Turn away from your sinful ways and your fake gods. Turn back to My and My love,” the LORD urged the people through Hosea.

How patient and kind the LORD was to these rebellious people! But still they refused to repent. They would keep on worshiping the Baals, eating the raisin cakes, and trusting in kings to protect them.

The Israelites weren’t the only ones continuing to stray from the one who faithfully loved them. Gomer, too, strayed away and rejected her loving husband. She fell in love with another man, left Hosea’s house and went to live with her new love instead. And if this wasn’t bad enough, she got in trouble and needed money to pay her way out of it. She had no money and her lover wouldn’t help her. What could she do?

News of his Gomer’s problems reached Hosea. How terribly his wife had treated him when he had done nothing but love her! What should he do now? By law, Homer had the right not just to divorce her, but even to stone her to death. At the very least, Hosea surely should just forget about her and let her suffer the consequences of her sins. But that wasn’t the LORD’s plan.

“Hosea, I want you to love Gomer again, though she is loved by another and has been unfaithful to you. Love her as I love My people, though they have been unfaithful to me. Your faithful love to her will be a picture of My

never-ending faithful love for them.”

Hosea obeyed the LORD. He bought Gomer for fifteen shekels of silver and about 10 bushels of barley, the price commonly paid for a slave. “Live faithfully to me. I alone am to be your husband, and I will live with you,” he told her.

Then Hosea went to all the people of Israel with this message from God: “You have been unfaithful to Me, just like Gomer has been to Hosea. Your love is like the morning mist, like the early dew that disappears as soon as the sun gets hot. I’ve been patient with you, but I’m going to send your enemies to destroy you soon, if you do not repent and turn to Me. Say to Me: ‘Forgive all our sins and receive us. Never will we call an idol we made with our hands ‘our God.’ Then I will heal your rebelliousness and love you freely, just like Hosea has taken Gomer back to be his wife.”

These words were incredibly merciful, but God’s love is so great for His people that He had even more love to lavish on them: “Yet even if you do not turn back to Me, I will still love you,” the LORD told them. “Yes, your enemies will come to take you away as their slaves, but when your punishment is finished, I, Myself, will save you and bring you back home, without using soldiers or weapons. Best of all, the day will come when I will save My people not just from enemy kings and armies, but from the greatest enemy of all: death, itself.”

“Hosea paid the price to free Gomer and brought her back home to live with him the rest of her life,” the LORD told them. “This is a picture of what I will do for My people. I will pay the price for My people’s sins so they can live with Me forever! Then all of My people will seek Me and the Messiah, the Forever King, Jesus. They will know My blessings forever. I will make a new covenant with them. They will no longer love the fake gods, but love Me as a good wife loves only her husband. And I will betroth Myself to them—promising to love them forever and ever. Your sin and unfaithfulness will not come between us anymore. It will be like we are married and perfectly happy, living in love and compassion, justice and righteousness forever,” the LORD promised them.

“You have been so unfaithful, yet see how I love you even now! Repent and turn back to Me so I can forgive

you and not have to punish you!” the LORD urged.

What a loving God, yet what an unfaithful people! They still refused to turn back to Him. So the LORD punished them just as He promised. First, the Assyrians, then the Babylonians came, destroying the country and carrying away the people into slavery.

Yes, the LORD punished them as promised, but He also kept on loving them. But the LORD also kept on loving them, just as He said He would. When their time of punishment was over, the people went back home and rebuilt their country.

But best of all, at just the right time, the LORD sent the Messiah Jesus to give His life as the payment for His people’s sins when He suffered and died on the cross. On the third day Jesus rose from the dead in victory. He sent the Holy Spirit to live in His people’s hearts, filling them with love and joy in Him. They looked forward to the day when the rest of God’s promises to them would come true. The day when He would betroth Himself to them forever and they would live with Him in heaven to delight in Him and enjoy His love forever and ever.

Cracking the Case:

It’s time to answer our Case Questions.

1. Who married the willful wife? Why? What did she do that was so bad? The prophet Hosea married Gomer because the LORD told him to. She left her husband for other men.

2. Who was the willful a picture of? Who was her faithful husband a picture of? Gomer was a picture of Israel, the LORD’s unfaithful people who worshiped other gods, even though they had made a covenant to worship Him. Hosea was a picture of the LORD, who kept forgiving and loving His people, even though they didn’t deserve it.

Something for You and Me

Our Bible Truth is:

God Will Never Stop Loving His People

Our Bible Verse is: Romans 8:31-32,35, 37-39:

“If God is for us, who can be against us? He who did not spare his own Son, but gave him up for us all—how will he not also, along with him, graciously give us all things? Who shall separate us from the love of Christ? Shall trouble or hardship or persecution or famine or nakedness or danger or sword?...No, in all these things we are more than conquerors through him who loved

us. For I am convinced that neither death nor life, neither angels nor demons, neither the present nor the future, nor any power, neither height nor depth, nor anything else in all creation, will be able to separate us from the love of God that is in Christ Jesus our Lord.”

Isn’t it amazing how God loved those people of Israel! How good and patient He was with them; yet how hard-hearted they were towards Him. But what about you and me? You know, we are not so very different from those Israelites. We have the same sinful hearts as they did. We often find other things besides Him to love and trust in. All too quickly we forget His love that He offers us through Jesus. Yet even to this day, the LORD offers us forgiveness of our sins when we turn from our sins and trust Jesus as our own Savior. We, too, can be filled with His Holy Spirit. We, too, can rest in knowing that nothing can separate us from the love of God in Christ. We can look forward to the day when He will betroth Himself to us so that we can live with Him in heaven, delighting in Him and enjoying His love forever.

Let’s praise God for His faithful, forever love for His people. Let’s ask Him to send His Spirit into our hearts, helping us to turn from our sins and trust in Him. Let’s ask Him to fill our hearts with more and more love for Him.

Close in prayer.

Closing ACTS Prayer

A God, we praise You for Your eternal love for Your people.

C God, we confess that many times, like the people of Israel and Judah, we choose to disobey You. We do not deserve Your love. We need a Savior!

T God, we thank You for promising to send a Savior to save all those who turn from their sins and trust in Jesus as their Savior. Thank You for being so patient with Your people.

S God, work in our hearts! Help us to turn away from our sins and trust Jesus as our own Savior. Send the Holy Spirit to live in our hearts, that we would know You, love You and obey You.

ACTS PRAYER ACTIVITY

Use this sheet to write down your ACTS Prayer

Instructions:

Use this sheet to help the children apply the Bible Truth into a prayer. You can use the ACTS provided or even better, have the kids think of their own applications. Also have the children add their personal requests to the prayer, too. Lead the children in the prayer or let them pray sections, with your help. Never force a child to pray! Non-readers can participate by you whispering a section of the prayer into their ear and allowing them to pray it aloud for the group.

ADORATION:

God, we praise You for loving Your people forever with Your "hesed" steadfast love.

God, we praise You for being.....

Add your own Adorations:

CONFESSION:

God, we confess that we are rebellious sinners who don't deserve Your forever love, but really Your forever punishment. We need Jesus to be our Savior.

God, we have sinned against You....

Add your own Confessions:

THANKSGIVING:

Thank You, God for offering Your forever love to us through Jesus, when we confess our sins and trust Jesus as our own Savior

God, we thank You for...

Add your own Thanksgivings:

SUPPLICATION:

God, work in our hearts, that we might turn away from our sins and trust in Jesus as our Savior. Be our Heavenly Father! Make us Your adopted children who You will love forever and ever.

God, we need Your help...

Add your own Supplication:

SNEAKY SNACK

Can you figure out how this snack ties in with our case?

Snack: Raisin Cakes and Barley

Raisins or raisin bread to remind them of the raisin cakes the Israelites ate in fellowship with the Baals. And can give them a least a taste of cooked barley to remind them of the barley Homer used to buy back Gomer. (Cook it in chicken broth and salt it and it's pretty good!)

This is only a suggestion. Feel free to modify. Be mindful of allergy issues among your children!

Case Tie-in: The Israelites were unfaithful to their promises to the LORD, just like Gomer was unfaithful to Hosea in her promises. Instead of making right worship offerings to the LORD, that came from a heart of love, they ate raisin cakes as an act of fellowship with the Baals. The LORD commanded Hosea to buy back his wife with barley and bring her back to live with him, even though she didn't deserve it. He wanted Hosea to do this as a picture of His (the LORD's) continued faithfulness to His people.

SOUL FOOD

Food for thought during snack time

1. What does the snack have to do with the story?

Choose a few questions from the other activity discussion sheets to talk about during this snack time.

2.

3.

4.

5.

6.

7.

Directions: Read and discuss Bible Truth, using a FEW of the questions. Play game. Feel free to modify the game to fit your children.

God Will Never Stop Loving His People

Our love for others often changes. Sometimes it is strong; sometimes it is weak. Sometimes it fades away completely. God's love for His people never changes. The Bible calls God's love "hesed:" steady love and kindness, flowing out to sinful people who don't deserve it.

God loved His people before they were created. He kept on loving them when they rebelled against Him. And He chose to send His dear Son, Jesus to save them from their sins. God will go on loving them forever and ever.

Why does God's love for His people never change? It's not because His people are so good and lovable. It's because God loves His people through Jesus, the perfect Son of God, who died for their sins. With His blood, shed on the cross, Jesus made a covenant—a forever promise—with God, His Father. His blood would be the perfect payment for the sins of God's people. He took God's punishment for their sins so they didn't have to bear it themselves.

Because of Jesus, God would forgive them and love them forever. Praise God for sending Jesus! He is why God will never stop loving His people.

Understanding the Bible Truth

1. What is our love for others like? *It often changes. Sometimes it's strong. Sometimes it is weak. Sometimes it fades away completely.*
2. What is God's love for His people like? *It never changes.*
3. What special word does the Bible use for God's love? *"Hesed."*
4. What does it mean? *"Hesed" means steady love and kindness flowing out to sinners who don't deserve it.*
5. Did God love His people before they were created? *Yes.*
6. Did God love His people even when they rebelled against Him? *Yes.*
7. Who did God send to save His people from their sins? *Jesus.*
8. How long will God go on loving His people? *Forever.*
9. Does God's love never change for His people because they are so good and lovable? *No.*
10. What do God's people deserve instead of God's love? *His punishment for their sins.*
11. Why does God's love for His people never change? *It is because God loves His people through Jesus.*
12. What did Jesus do so that God would love His people forever? *He shed His blood on the cross to forgive their sins and make a forever promise with God to always love them.*

Bible Verse Connection Question

1. What does our Bible Truth have to do with our **Bible Verse: Romans 8:31-32,35,37-39**: "If God is for us, who can be against us? He who did not spare his own Son, but gave him up for us all—how will he not also, along with him, graciously give us all things? Who shall separate us from the love of Christ? Shall trouble or hardship or persecution or famine or nakedness or danger or sword?...No, in all these things we are more than conquerors through him who loved us. For I am convinced that neither death nor life, neither angels nor demons, neither the present nor the future, nor any power, neither height nor depth, nor anything else in all creation, will be able to separate us from the love of God that is in Christ Jesus our Lord."?

God's people may have to go through some very hard things in this life. They may face some very powerful enemies, such as sin in their hearts, people who want to stop believing in Jesus, and even temptations and troubles from Satan, the enemy of God. But they know that none of these things will separate them from God. He has always loved them and will always love them. He will be with them as they go through the hard things and one day, He will bring them into heaven to live perfectly happy in His presence forever.

Bible Truth Story Connection Questions

1. How did Hosea reflect God's hesed love for His people? *By loving, forgiving, and redeeming his unfaithful, undeserving wife, even after she had treated him so terribly.*
2. How did God show His hesed love toward the people of Israel? *He warned them to turn from their sins so He would not have to punish them. He promised to keep loving them even if they did not turn from their sins by bringing some of them back home after being in slavery; and, by sending Jesus to pay for their sins and save them to be His people who love and serve Him forever.*

Life Application Questions

1. How has God shown us His hesed love? *He has let us hear the good news of Jesus that we might turn from our sins and trust in Him. And, if we have, He has promised to keep on loving us as His people and lavish us with a wonderful inheritance when we die and go to be with Him forever.*
2. How can God's people know that God will always love them, even though they are still sinful? *Because God's love isn't based on how good they are, but on what Jesus has done for them.*

ACTS Questions

1. What is something we can praise God for because of this Bible Truth?
God, we praise You for loving Your people forever with Your "hesed" steadfast love.
2. What are sins we can confess to God because of this Bible Truth?
God, we confess that we are rebellious sinners who don't deserve Your forever love, but really Your forever punishment. We need Jesus to be our Savior.
3. What is something we can thank God for because of this Bible Truth?
Thank You, God for offering Your forever love to us through Jesus, when we confess our sins and trust Jesus as our own Savior
4. What is something we can ask God for because of this Bible Truth?
God, work in our hearts, that we might turn away from our sins and trust in Jesus as our Savior. Be our Heavenly Father! Make us Your adopted children who You will love forever and ever.

The Gospel

1. How can we become one of God's people, forever loved by God? What is the gospel?
God is the good Creator and King of the world. He made people to worship Him and live by His good laws. But we are all sinners who have rebelled against Him. We all deserve death--God's just, eternal punishment for our sins. How terrible! But God has good news for us. In His great mercy, God sent His Son Jesus to earth to save sinners. Yes, Jesus, the perfect Son of God, left His home in heaven and became a man. He lived the perfect life that pleases God. (He's the only one who has ever done that!) He offered it up to God His Father as the perfect sacrifice for sins when He suffered and died on the cross. Then, on the third day, Jesus rose from the dead in victory. He had fully paid for the sins of God's people, so they wouldn't have to! Now all who turn away from their sins and trust in Jesus as their Savior will receive forgiveness of sins and eternal life with God. They will be His very own special people who will know Him and enjoy Him forever. We can be God's people, too, if we turn from our sins and trust in Jesus as our own Savior.

Game: Help the Blind Man

Materials

Blindfold

Cane

Bible Truth Questions

Bag/Bowl

Preparing the Game

1. Choose 20+ questions for your game from the Bible Truth Discussion Questions, or make up your own.
2. Write the Bible Truth questions on small thin strips of paper (or make a photocopy of the Bible Truth Discussion Questions and simply cut them into strips) and put them in the bag/bowl.

Playing the Game

Children form a circle, with "It", a blind man, in the center. The circle moves slowly to the left or to the right at the Blind Man's command. Then, the Blind Man says, "Halt!" Everyone in the circle stands still. The Blind Man then begins walking out towards the circle of children, GENTLY touching his cane out until he touches someone. When he does, the blind man gets to choose a question from the bag for the teacher to read to the class. When they get a correct answer, the blind man gives up his blindfold to the other child who becomes the blind man, while the former blind man joins the circle.

Game continues as number of questions, time, and attention span allow.

Optional TAKING IT TO OTHERS Activity: Quiz Questions

Have the children choose a few of the questions from the game to ask the parents/other children during TAKING IT TO OTHERS time. Help pre-readers by whispering the question in their ear and letting them ask it aloud to the parents/other children. Make sure you read the Bible verse aloud before you ask your questions.

Directions:

1. Write words to song in large print before class.
2. Play the song for the children, helping them follow along on the song sheet.
3. Discuss the song, using a few questions from the discussion sheet. *Don't use them all!*
4. Introduce sign language for key words of your choice from sign language sheet for your song. Use as few or as many as you think the children can learn.
5. Sing and sign the song. Sign language as well as large format lyrics and sheet music are found in the PFI Unit Songbook or online.
6. If desired, play the Song Game.

Optional TAKING IT TO OTHERS Activity: Presenting and Singing the Song

1. Sing and sign the song, encouraging the watching children/parents to join in.
2. Ask the class some of the questions listed below. The Bible Truth Connection Question is particularly good to help them understand how the song ties in with the Bible Truth.

The King of Love

Verse 6

And so through all the length of days
Thy goodness faileth never.
Good shepherd may I sing Thy praise
Within Thy house forever.

Listen to it on PFI NIV Songs 8, Track 19

Understanding the Song

1. What does "all the length of days" mean? *All the days of our life.*
2. What never fails through all the length of days? *God's goodness towards His people.*
3. Who is the "good shepherd"? *God is.*
4. To whom is God like a good shepherd? *His people.*
5. Who are God's people? *All who turn away from their sins and trust in Jesus as their Savior.*
6. Can we become God's people? *Yes, when we turn away from our sins and trust in Jesus as our Savior.*
7. How does God act like a good shepherd towards His people? *Sheep need constant watching or else they will get lost or hurt or even eaten by hungry wild animals. A good shepherd is always with His sheep, looking out for their good. He never leaves them. He always protects them. He is even willing to give up his life to keep them safe. God constantly is near His people. He always takes care of them. Jesus even was willing to give up his life to save them.*
8. What is the good shepherd's house? *Most of all, this a picture of heaven, where God's people will be gathered to live with Him forever.*
9. What will be so wonderful about being in the good shepherd's house? *Being in close fellowship with God in His presence in heaven. There is nothing better than this!*
10. What do God's people want to do in the good shepherd's house forever? Why? *Sing God's praise because of how good He is to them and how wonderful is His love.*

Bible Truth Connection Question

1. How does this song relate to our **Bible Truth: God Will Never Stop Loving His People**? *God's people praise God for being the King of love. They delight in having Him as their king because all that He does comes from His heart of love for them that will never end or fail. God takes care of His people like a good shepherd cares for his sheep. Sheep are very stupid and need someone to take care all of their needs or else they will die. God promises to always be with His people, taking care of them throughout their whole length of days--their whole lives. And He will go on caring for them even after they die. He will take them to live with Him in heaven forever. How wonderful that will be! No wonder God's people want to sing His praise forever! We can become God's people when we turn from our sins and trust in Jesus as our Savior.*

Story Connection Question

1. How does this song relate to today's story? *Hosea was a good husband to Gomer, even though she was unfaithful to him. He went after her and brought her back to be with him for the rest of their lives together. He did good to her, even when she strayed away. Hosea's love and care for Gomer is a little picture of what God's love is like for His people. He is the good shepherd who seeks out and cares for His people. All the length of their days and into eternity, He will go on loving them and caring for them. How faithful is God to His wandering people!*

Bible Connection Question

1. What does this hymn have to do with our Bible Verse: **Romans 8:35,37-39**: "If God is for us, who can be against us? He who did not spare his own Son, but gave him up for us all--how will he not also, along with him, graciously give us all things? Who shall separate us from the love of Christ? Shall trouble or hardship or persecution or famine or nakedness or danger or sword?...No, in all these things we are more than conquerors through him who loved us. For I am convinced that neither death nor life, neither angels nor demons, neither the present nor the future, nor any power, neither height nor depth, nor anything else in all creation, will be able to separate us from the love of God that is in Christ Jesus our Lord."?

God's people know that the LORD is their loving King who will always be with them all the days of their lives and throughout eternity. Nothing will ever separate them from His love for them in Christ. Just like a good shepherd, He takes care of all their needs. He took care of their greatest need by sending Jesus to die on the cross to save them from their sins. God's people look forward to the day when they will dwell with God forever in heaven. There, they will sing praises to Him for being their loving King who always cared for them perfectly...and always will. His goodness to them has never failed and it never will!

ACTS Questions

1. What is something we can praise God for from this hymn?

Praise God for being the King of Love who loves and cares for His people perfectly.

2. What are sins we can confess to God from this hymn?

That we have rebellious hearts who many times do not want to follow the LORD, even though He is the good and loving King of the world. We need a Savior!

3. What is something we can thank God for from this hymn? *We can thank God sending Jesus to save His people from their sins. We can thank Him for ways we have seen Him care for our needs, even this past week.*

4. What is something we can ask God for from this hymn?

That God would work in our hearts that we might turn from our sins and trust Jesus as our Savior. We can ask Him to be our shepherd and help us to follow Him all the days of our lives.

Life Application Questions

1. How can our lives be affected by the message of this song? *We can praise God for being the Good Shepherd of His people. We can ask Him to make us His people, giving us faith to turn from our sins and trust in Him. We can ask Him to help us to trust Him as the Good Shepherd that He is.*

Gospel Question

1. How can we know God's unfailing goodness all the days of our life? How can we go to live with Him in heaven? What is the gospel?

God is the good Creator and King of the world. He made people to worship Him and live by His good laws. But we are all sinners who've rebelled against Him. We all deserve death--God's just, eternal punishment for our sins. How terrible! But God has good news for us. In His great mercy, God sent His Son, Jesus to earth as a man to save sinners. He lived the perfect life that pleases God. (He's the only one who's ever done that!) He offered it up to God His Father as the perfect sacrifice for sins when He suffered and died on the cross. Then, on the third day, Jesus rose from the dead in victory. He had fully paid for the sins of God's people, so they wouldn't have to! Now all who turn away from their sins and trust in Jesus as their Savior will receive forgiveness of sins and eternal life with God. They will be His very own special people who will know Him and enjoy Him forever. We can be God's people, too, if we turn from our sins and trust in Jesus as our own Savior.

Song Game: Mimic Me!

Materials

Sign Language

Song

Preparing the Game

None.

Playing the Game

1. Practice the song and signs until the children know them well. Choose a person to be the leader and let them decide upon an action for everyone to do as they sing the song, such as jump on one foot, etc.
2. Sing the song while doing the chosen action.
3. Select another child to be the leader.
4. If desired, you can choose a different action for different important words in the song, such as jump on one foot when you sing the word "grace", but clap your hands when you sing the word "Jesus". Ask the children the meaning of each of the words before adding in their action.

Game continues as number of questions, time, and attention span allow.

choose a FEW questions for discussion, then choose the game and/or music activity

Meditation Version: Romans 8: 31-32,35,37-39

"If God is for us, who can be against us? He who did not spare his own Son, but gave him up for us all--how will he not also, along with him, graciously give us all things? Who shall separate us from the love of Christ? Shall trouble or hardship or persecution or famine or nakedness or danger or sword?...No, in all these things we are more than conquerors through him who loved us. For I am convinced that neither death nor life, neither angels nor demons, neither the present nor the future, nor any power, neither height nor depth, nor anything else in all creation, will be able to separate us from the love of God that is in Christ Jesus our Lord."

Alternate Memory/Games Version: Romans 8:38-39

"For I am convinced that neither death nor life...neither present nor the future...nor anything else in all creation, will be able to separate us from the love of God that is in Christ Jesus our Lord."

Understanding the Bible Verse

1. Who or what can be strong enough to defeat God's people? Why? *No one or nothing! This is because God is for them.*
2. What does it mean for God to be "for" His people? Does this mean they will never face anything hard or suffer? *No. It does not mean they will not suffer or face anything hard. It means that God is stronger than anyone or anything they will face. He will always help them when they suffer. And, He will only let them suffer, as is for their good and His glory. And, He is always working in all things for their good.*
3. Who did God not spare in order to save His people? Why does this tell us that God will graciously give His people everything else they need? *Jesus is God's dear, beloved Son. No one means more to Him than Jesus. But, God loved His people so much that He was even willing to send this dear Son to suffer and die in their place. If He was willing to do this greatest act of love, there is no question that He loves them enough to give them everything else they need.*
4. Who is Christ? *Christ is the Greek word for Messiah, the special one sent from God to save His people. Jesus is the Christ.*
5. What does it mean to be separated from the love of Christ? *To be some place or faced with some situation where God's loving plan for His people through Jesus will fail.*
6. Who is the "us" and "we" in which nothing can separate them from the love of Christ? *God's people, all who turn from their sins and trust Jesus as their Savior.*
7. What kinds of things cannot separate God's people from the love of Christ? *Trouble, hardship, persecution, famine, nakedness, danger, the sword, death, life, angels, demons, the present, the future, any power, height, depth, anything else in all creation. NOTHING!!!*
8. What does "height" and "depth" mean? *It's not really talking about how high something is or how deep it is. Back in the days when Paul wrote this letter, these words were special words used about stars. "Height" (hupsoma) meant the highest point in the night sky a star reached and "depth" (bathos) meant the lowest point in the night sky a star reached. What Paul is saying is there is nothing from the highest point in space to the lowest point in space that can separate God's people from the love of Christ.*
9. Why is it so comforting to God's people to know that none of these very difficult things can separate them from the love of Christ? *They can know that God's loving plan for them in Christ will never fail, no matter what they face, no matter when it happens. God's love will be victorious for them forever.*

Bible Truth Connection Question

1. What does this verse have to do with the **Bible Truth: God Will Never Stop Loving His People?** *God's people may have to go through some very hard things in this life, but they know that none of these things will ever separate them from God. He has always loved them and will always love them. He will be with them, helping them through them all, to the very end. And one day, God will bring them into heaven where they will enjoy His love and the delight of His presence forever.*

Story Connection Questions

1. How does this verse relate to our story? *Hosea endured much trouble and hardship because of his unfaithful wife, Gomer. But not even these hard things could separate Hosea from God's love that is in Christ Jesus. God gave Hosea strength to endure his hardships, love his unfaithful wife, and be used by God as a picture of His faithful, unending love for His people through Jesus.*

Life Application Questions

1. What can God's people remember as they go through hard things? *That nothing can separate them from the love of Christ. No matter how hard or sad is what they have to go through, they can know they aren't going through it because God's love or plans have failed, but as part of it. And, they can know He is with them, helping them and giving them strength.*

2. How can we become God's people? *By turning from our sins and trusting in Jesus as our own Savior.*

ACTS Questions

1. What is something we can praise God for from this Bible Verse?

Praise God for loving His people so much that nothing can ever separate them from His love.

2. What are sins we can confess to God from this Bible Verse?

That we sometimes get angry at God when we see His people go through hard things. We act like He has stopped loving them.

3. What is something we can thank God for from this Bible Verse?

We can thank God that He will never let anything separate His people from His love. We can thank Him that His love is always stronger than even the hardest thing they go through.

4. What is something we can ask God for from this Bible Verse?

We can ask God to work in our hearts that we would want to turn away from disobeying Him and trust in this wonderful Jesus as our own Savior. We can ask Him to help us know more and more of His love, even when we go through very hard things.

The Gospel

1. How can we become God's people, those who are never separated from God's love? What is the gospel?

God is the good Creator and King of the world. He made people to worship Him and live by His good laws. But we are all sinners who have rebelled against Him. We all deserve death--God's just, eternal punishment for our sins. How terrible! But God has good news for us. In His great mercy, God sent His Son Jesus to earth to save sinners. Yes, Jesus, the perfect Son of God, left His home in heaven and became a man. He lived the perfect life that pleases God. (He's the only one who has ever done that!) He offered it up to God His Father as the perfect sacrifice for sins when He suffered and died on the cross. Then, on the third day, Jesus rose from the dead in victory. He had fully paid for the sins of God's people, so they wouldn't have to! Now all who turn away from their sins and trust in Jesus as their Savior will receive forgiveness of sins and eternal life with God. They will be His very own special people who will know Him and enjoy Him forever. We can be God's people, too, if we turn from our sins and trust in Jesus as our own Savior.

Game: Hand Ball

Materials

Bible verse written up in large print so that all can see
 A soft-surfaced, medium sized ball, such as a foam ball
 Masking tape
 Paper and markers

Helpful, but optional: colored team “pennies” (jerseys) to identify members of each team.

Team A Player	Team B Player	Team A Player	Team B Player	Team A Player
Team B Player	Team A Player	Team B Player	Team A Player	Team B Player

Preparing the Game

1. Clearly print out the words to the verse on paper and cut it into 10+ sections. Number each section in sequence. Place each section in Easter eggs of the same color. Print out another copy of the verse, also numbered sequentially on another piece of paper. Repeat for each team.
2. Partition the floor into even sections as shown in the diagram above

Learning the Verse

Some or all of your children may be non- or early readers. Teach the verse in sections, having them say it after you. Repeat a few times. Add clapping or other movement as they say it.

Directions

1. If desired, lead the children in a discussion of a **FEW** of the most important questions before beginning game.
2. Explain the game to them as follows:

Divide the children into two teams and have them put on pennies. Give each child a section and alternate players from each team. Explain to them that everyone will say the verse together, then when you say “go,” they are to roll the ball out of their sections each time it rolls in until time is called. The person who has the ball in his section when time is called can win 2 points for his team if he can say the verse by himself. If he asks someone else from his team to help him, then he can earn 1 point. If he does not get it right, then someone from the other team can try to say it for 1 point.

If desired, you can have less but bigger sections and put 2 team members in each section, that way two children will work together to keep the ball out and recite the verse.

Game continues as time and attention span allow.

Non-competitive Option

Don't split the children into teams. Give the children a group target amount of points to earn and challenge them to try to make the target amount in as few turns as possible. Always give two points to the class for getting the verse right, even if they have a partner help them.

Optional TAKING IT TO OTHERS Activity: Quiz Questions

Have the children choose a few of the questions from the game to ask the parents/other children during TAKING IT TO OTHERS time. Help pre-readers by whispering the question in their ear and letting them ask it aloud to the parents/other children. Make sure you read the Bible verse aloud before you ask your questions.

Directions:

1. Write words to song in large print before class.
2. Play the song for the children, helping them follow along on the song sheet.
3. Discuss the song, using a few questions from the discussion sheet. *Don't use them all!*
4. Introduce sign language for key words of your choice from sign language sheet for your song. Use as few or as many as you think the children can learn.
5. Sing and sign the song. Sign language as well as large format lyrics and sheet music are found in the PFI Unit Songbook or online.
6. If desired, play the Song Game.

Optional TAKING IT TO OTHERS Activity: Presenting and Singing the Song

1. Sing and sign the song, encouraging the watching children/parents to join in.
2. Ask the class some of the questions listed below. The Bible Truth Connection Question is particularly good to help them understand how the song ties in with the Bible Truth.

Who Shall Separate Us?

Who shall separate us from the love of Christ?
 Who shall separate us from the love of Christ?
 Shall trouble? No! Shall Hardship? No!
 Persecution, famine, nakedness? No!
 Danger or sword? No!
 In all these things we are conquerors through Him who loved us.
 For I am convinced that neither death nor life,
 Nor anything else in all creation,
 Will be able to separate us from God's love in Christ Jesus our Lord.
 Romans Eight, thirty-five, eight and nine.

Listen to it on PFI NIV Songs 8, Track 20

Song Game: Word Take Away

Materials

Sign Language Signs and Song
 White board and marker
 Eraser

Preparing the Game

1. Write the words to the song on a white board.

Playing the Game

1. After children have learned the song and signs well, then tell the children that you are going to leave out words from the song (that you've learned signs for) and just do the sign in its place.
2. Have the children help you choose a word to take out. Erase the word from the board. Review the sign the for erased word.
3. Sing the song, trying to remember to NOT sing the word and do only the sign.
4. Continue to take out words until all of the words (with signs) have been taken out.

Game continues as number of questions, time, and attention span allow.

Directions: Read and discuss Bible Truth, using a FEW of the questions. Play game. Feel free to modify the game to fit your children.

General Story Questions

1. How was Hosea different from the other Israelites? *He did not worship the Baals, Ashtoreth or Egeliah the bull. He loved the Lord and lived to please Him.*
2. What are two ways the LORD used His prophets to give messages to the people of Israel? *A message with words; and, having them do something as a picture of what the LORD wanted to tell them.*
3. What did the LORD tell Hosea to do as a picture for Israel? *Marry Gomer.*
4. What about Gomer made her so terrible to be married to? *She was unfaithful to her husband. She treated other men like her husband for money.*
5. What message did the LORD give Hosea to tell the people that had to do with His marriage to Gomer and the three children they had together? *They had been like an unfaithful wife to Him, just like Gomer was to Hosea. The names of the three children were warnings to them.*
6. What warning was the name Jezreel? *To remind them of all the people who were wrongly killed in the Valley of Jezreel by them. They must repent of this sin.*
7. What warning was the name Lo-Ru-ham-ah? *God would not have pity on them, if they didn't repent.*
8. What warning was the name Lo-ammi? *God would soon treat them as if they weren't His people if they did not repent.*
9. Why did Gomer leave Hosea? *She fell in love with another man and went to live with him.*
10. What kind of trouble did Gomer get into? *We don't know exactly, but she had to pay to get out of it and she had no money to do that.*
11. What did Hosea have the right to do to Gomer because of her bad behavior? *To punish her, even stone her to death.*
12. What did the LORD have Hosea do for Gomer? Why? *He had him buy her back with shekels and barley. He was to take her home and make her his wife as long as they lived. As a picture of His willingness to forgive Israel if they would repent of their sins and turn to Him; and, as a picture of how He would redeem them from death through Jesus one day.*
13. Did the people listen to the LORD's warnings through Hosea? *No, they did not.*
14. What did the LORD warn would happen if they did not repent? *Their enemies would attack them and take them to be slaves.*
15. What did the LORD promise to do for His people, even if they did not repent? *He would keep loving them. He would rescue them from their enemies after they were slaves for them. One day, He would save them from sin and death. Their hearts would love Him then and He would be betrothed to them forever.*
16. What does betrothed mean? *Promised to be married.*
17. Did the LORD keep the promises He made through Hosea? *Yes!*

Bible Truth Connection Questions

1. What does this story have to do with our Bible Truth? *The LORD used Hosea's love for Gomer as a picture of His never-ending love for His unfaithful people.*

Bible Verse Connection Question

1. What does the story have to do with our **Bible Verse: Romans 8:31-32,35,38-39**: "If God is for us, who can be against us? He who did not spare his own Son, but gave him up for us all--how will he not also, along with him, graciously give us all things? Who shall separate us from the love of Christ? Shall trouble or hardship or persecution or famine or nakedness or danger or sword?...No, in all these things we are more than conquerors through him who loved us. For I am convinced that neither death nor life, neither angels nor demons, neither the present nor the future, nor any power, neither height nor depth, nor anything else in all creation, will be able to separate us from the love of God that is in Christ Jesus our Lord."?

Hosea endured much trouble and hardship because of his unfaithful wife, Gomer. But not even these hard things could separate Hosea from God's love that is in Christ Jesus. God gave Hosea strength to endure his hardships, love his unfaithful wife, and be used by God as a picture of His faithful, unending love for His people through Jesus.

Life Application Questions

1. How are we like the Israelites? *We have sinful hearts like them. We often find other things besides God to love and trust in. All too quickly we forget His love that He offers us through Jesus.*
2. What does God offer us, even though we have sinful hearts and are unfaithful to the Lord? *He offers us forgiveness of our sins when we turn from our sins and trust Jesus as our own Savior. We, too, can be filled with His Holy Spirit. We, too, can rest in knowing that nothing can separate us from the love of God in Christ. We can look forward to the day when He will betroth Himself to us so that we can live with Him in heaven, delighting in Him and enjoying His love forever."*

ACTS Questions

1. What is something we can praise God for being that we learned in our story?
Praise God for His eternal love for His people.
2. What is something we can confess as sin that we learned in our story?
Confess that many times, like the people of Israel and Judah, we choose to disobey God. We do not deserve His love.. We deserve His punishment. We need a Savior!
3. What is something we can thank God for that we learned in our story?
We can thank God for promising to send a Savior to save all those who turn from their sins and trust in Jesus as their Savior. We can thank Him for being so patient with His people.
4. What is something we can ask God for that we learned in our story?
We can ask God to work in our hearts, helping us to turn away from our sins and trust Jesus as our own Savior. We can ask Him to send the Holy Spirit to live in our hearts, that we would know Him, love Him and obey Him.

The Gospel

1. We, like the people of Israel and Judah, are sinners who deserve God's punishment. Is there any hope for us? What is the gospel?
God is the good Creator and King of the world. He made people to worship Him and live by His good laws. But we are all sinners who have rebelled against Him. We all deserve death--God's just, eternal punishment for our sins. How terrible! But God has good news for us. In His great mercy, God sent His Son Jesus to earth to save sinners. Yes, Jesus, the perfect Son of God, left His home in heaven and became a man. He lived the perfect life that pleases God. (He's the only one who has ever done that!) He offered it up to God His Father as the perfect sacrifice for sins when He suffered and died on the cross. Then, on the third day, Jesus rose from the dead in victory. He had fully paid for the sins of God's people, so they wouldn't have to! Now all who turn away from their sins and trust in Jesus as their Savior will receive forgiveness of sins and eternal life with God. They will be His very own special people who will know Him and enjoy Him forever. We can be God's people, too, if we turn from our sins and trust in Jesus as our own Savior.

Game: Sticky Pad Search

Materials

Re-stickable scratch pad sheets

Paper and marker

20+ Story Review Questions and other story review questions

Preparing the Game

1. Choose 20+ questions for your game from the Story Review Discussion Questions, or make up your own.
2. On the sticky pads write various point values, from 1 to 4...with perhaps two 10's thrown in for fun. Make perhaps 50 of these point values. Stick these all over the room, high, low, unusual places. Place the two 10 point sticky pad sheets in the most unusual spots.

Playing the Game

Divide the children into two teams and have them sit in two lines. At the leaders signal the first child from Team A will get up and have 10 seconds to gather as many point values as he can and get back to his spot. If successful, then that will be the point value for the Story Review question you ask the team. If the team answers the question correctly, they get the point values. If not, then the other team can try to answer it for half the point value. If a player doesn't get back to his spot before time is called, then he loses all his points (they are replaced to their spots) and it is the other team's turn. Play then resumes with the first player from Team B, etc.

Play continues as Story Review cards last, or as time and attention span allow.

Non-competitive Option

Don't split into teams. Set a target point value for the children to reach together. Tell the children that they are going to work together and see how many turns it takes to reach the target point value. Have the children take turns gathering the point values and everyone together answering the question. If they get it right, then the group keeps the points. If not, then they are returned to their spots. Keep track of how many turns it takes to reach the target point value. Replace all of the sticky pads and play again, seeing if the group can make the target in less turns.

Optional TAKING IT TO OTHERS Activity: Quiz Questions

Have the children choose a few of the questions from the game to ask the parents/other children during TAKING IT TO OTHERS time. Help pre-readers by whispering the question in their ear and letting them ask it aloud to the parents/other children.

CASE REPLAY ACTIVITIES

Use this guide to review the Case Story and act it out for others to enjoy!

CASE REPLAY, JR: YOUNGEST CHILDREN

Description: The children will act out the story together, everyone doing the same action/sound effect at the same time. This activity is most suitable for kindergarteners.

Materials

The Case RePlay, Jr. script for younger children

Preparation

1. Read through the script and write in the blanks along the side possible actions/sound effects the children could do to act it out.

Instructions

1. Tell the children that they will be re-enacting the story together as you tell it.
2. As you read the script, lead the children in actions/sound effects to do with you.
3. If desired, you can read the script and stop at certain sentences and ask them what a good action/sound effect would be to act out what you just read.
4. Repeat the re-enactment one or two times more.

CASE REPLAY, SR: OLDER CHILDREN

Description: The children act out the story as a three-scene play. You will narrate it using the Case RePlay, Sr. script and they will act it out (no spoken words, for the most part), with each child assuming a different character's role. This activity is most suitable for first grade and up. You will review the story, then practice it a few times before performing it for others.

Materials

The Case RePlay, Sr. script
White board or other large format paper
Costumes and props

Preparation

1. Prepare for the play by choosing costumes and props for each character in the story. Decorate the area with any scenery props.
2. Write the words "Beginning," "Middle," "End" on a large piece of paper/whiteboard with plenty of space under each heading. You will use this paper to help the children think about the story as a three-scene play, as it is presented in the script.

Instructions

1. Tell the children that they will get to act out the story as a three-scene play, with a beginning, middle and end section. Tell them that before they can act it out, they need to think it out. as you narrate it with your script.
2. Take the children's answers as they recount the story, helping them put key incidents in the right order.
3. If desired, when they have filled in their Beginning, Middle, End, read through your whole (real) script, so they hear exactly what you will have them act out.
4. Then tell the children that it's time to practice acting out the story.
5. Assign parts to each child. If you are using costumes, do NOT give them out at this point. They will be a distraction.
6. Have all the children sit on the floor or in chairs on one side of the "stage," then call the characters up in place as their part in the story comes.
7. As you read the script, guide the children in where you want them to move or do to act it out.
8. After going through the whole script once, give out any costumes and props and act out the script once or twice more.

Optional TAKING IT TO OTHERS Activity: Re-enacting the Story

Read the script as the children act out together (younger) or assuming different roles (older) as the other children or the parents watch.

CASE REPLAY, JR--YOUNGER KIDS (KINDERGARTEN) P.2

“Welcome to our play! The name of our story is called: The Case of the Willful Wife.

This is a Old Testament story. It took place about 750 years before Jesus lived on earth.

And now we present: “The Case of the Willful Wife.”

Scene 1:

Actions:

Hosea worshiped the LORD when most everyone else in Israel had turned to worshiping idols. Hosea was the LORD’s prophet. The LORD had Hosea marry Gomer, a woman who treated other men like her husband for money. He told Hosea to have children with her and give them special names: Jezreel, Lo-Ruham-ah, and Lo-ammi. Their marriage was to be a picture of God’s love for His unfaithful people, the Israelites. Hosea went to the people and told them the LORD’s message: “Israel, you are like Gomer. You have been so unfaithful to Me. Long ago I rescued you from Egypt and at Mt. Sinai we made covenant promises. I would be your God who takes care of you and loves you. You would be My people who keep My laws and worship Me alone. But you have worshiped fake gods and eaten their sacred raisin cakes. You have depended upon kings to protect you. I will have to punish you soon if you don’t repent of your sins and turn back to Me. I don’t want to send your enemies to punish you and take you into slavery, but I will if you do not turn back to me. The people of Israel heard Hosea’s message, but they did not repent. They continued in their sin.

Scene 2:

Hosea’s wife Gomer also continued in her sin. She fell in love with another man, left Hosea and went to live with him. She got into trouble and didn’t have the money to pay to get out of it. Hosea heard about Gomer’s troubles. She didn’t deserve his help, but the LORD told Hosea to pay Gomer’s debts and take her back as his wife anyway. Once more Hosea’s life was to be a message for Israel. The LORD says, “You don’t deserve to be my people, if you repent of your sins and turn back to Me, I will forgive you and make you My people. But even if you do not, I will still love you. Your enemies will come and take you to be their slaves, but one day I, Myself, will bring you back home. One day I will send the Forever King, Jesus, to redeem your lives from death. Your sin and unfaithfulness will not come between us anymore. It will be like we are married and perfectly happy, living in love and compassion, justice and righteousness forever. See how I loved you! See how I love you even now! See how I will love you! I urge you, turn away from your sins and turn back to Me. Seek me now that I might still forgive you and not have to punish you!”

Scene 3:

The people still refused to turn back to the LORD. The Assyrians came, then and then the Babylonians came. The Temple and their homes were destroyed and the people were taken away to be slaves in Babylon. But just as the LORD promised, He showed them mercy, too. At the end of seventy years, He brought the people back to their homeland of Judah to re-build and start again. Best of all, the LORD sent Jesus to pay for His people’s sins on the cross. On the third day, Jesus rose from the dead in victory. Later, He sent the Holy Spirit to live in their hearts. With joy, God’s people looked forward to the day when the rest of His promises would come true. The day He would betroth Himself to them in completeness and they would live with Him in heaven forever.

Bible Truth Tie-In:

The Bible Truth we are learning is: **God Will Never Stop Loving His People.** The LORD used Hosea’s love for Gomer as a picture of His never-ending love for His unfaithful people.

CASE REPLAY, SR--OLDER KIDS (1ST GRADE AND UP) P.3

"Welcome to our play! The name of our story is called: The Case of the Willful Wife.

This is a Old Testament story. It took place about 750 years before Jesus lived on earth.

The characters in our story are: Hosea; Gomer; Jezreel; Lo-Ru-ham-ah; Lo-ammi; Israelites; the people of Judah; Assyrians; Babylonians; Jesus; and God's people.

And now we present: "The Case of the Willful Wife."

Scene 1: (Beginning)

Hosea worshiped the LORD when most everyone else in Israel had turned to worshiping idols. Hosea was the LORD's prophet. The LORD had Hosea marry Gomer, a woman who treated other men like her husband for money. He told Hosea to have children with her and give them special names: Jezreel, Lo-Ru-ham-ah, and Lo-ammi. Their marriage was to be a picture of God's love for His unfaithful people, the Israelites. Hosea went to the people and told them the LORD's message: "Israel, you are like Gomer. You have been so unfaithful to Me. Long ago I rescued you from Egypt and at Mt. Sinai we made covenant promises. I would be your God who takes care of you and loves you. You would be My people who keep My laws and worship Me alone. But you have worshiped fake gods and eaten their sacred raisin cakes. You have depended upon kings to protect you. I will have to punish you soon if you don't repent of your sins and turn back to Me. I don't want to send your enemies to punish you and take you into slavery, but I will if you do not turn back to me. The people of Israel heard Hosea's message, but they did not repent. They continued in their sin.

Scene 2: (Middle)

Hosea's wife Gomer also continued in her sin. She fell in love with another man, left Hosea and went to live with him. She got into trouble and didn't have the money to pay to get out of it. Hosea heard about Gomer's troubles. She didn't deserve his help, but the LORD told Hosea to pay Gomer's debts and take her back as his wife anyway. Once more Hosea's life was to be a message for Israel. The LORD says, "You don't deserve to be my people, if you repent of your sins and turn back to Me, I will forgive you and make you My people. But even if you do not, I will still love you. Your enemies will come and take you to be their slaves, but one day I, Myself, will bring you back home. One day I will send the Forever King, Jesus, to redeem your lives from death. Your sin and unfaithfulness will not come between us anymore. It will be like we are married and perfectly happy, living in love and compassion, justice and righteousness forever. See how I loved you! See how I love you even now! See how I will love you! I urge you, turn away from your sins and turn back to Me. Seek me now that I might still forgive you and not have to punish you!"

Scene 3: (End)

The people still refused to turn back to the LORD. The Assyrians came, then and then the Babylonians came. The Temple and their homes were destroyed and the people were taken away to be slaves in Babylon. But just as the LORD promised, He showed them mercy, too. At the end of seventy years, He brought the people back to their homeland of Judah to re-build and start again. Best of all, the LORD sent Jesus to pay for His people's sins on the cross. On the third day, Jesus rose from the dead in victory. Later, He sent the Holy Spirit to live in their hearts. With joy, God's people looked forward to the day when the rest of His promises would come true. The day He would betroth Himself to them in completeness and they would live with Him in heaven forever.

Bible Truth Tie-In:

The Bible Truth we are learning is: **God Will Never Stop Loving His People.** The LORD used Hosea's love for Gomer as a picture of His never-ending love for His unfaithful people.

Shekels and Barley

Description: Children will make clay or paper coins and a little drawstring coin bag.

Materials

Coin Bag:

Brown, tan or black felt

Brown, tan or black yarn/string

Blunt tapestry needles, one per child

Clay coins:

Skewer(s), Toothpicks

Self-hardening clay, terracotta-colored, if possible

Rolling pin(s) or tin cans (optional)

Screw caps from bottles, about 1" to 1 ½" in diameter, in varying sizes, 1 per child

Scrap plastic container and scissors

Acrylic metallic paint and brushes (optional)

Paper coins:

Cardstock

Grey and yellow markers, or Silver and gold metallic gel pens, calligraphy pens

Thin point black pens

Barley: Purchase from grocery store a couple of tablespoons worth per child

Preparing the Craft

Coin Bag:

1. Cut out Pattern #1 from the felt, one per child.

2. For younger children, use the skewer to create a series of holes along outside of circle as shown on Pattern #1. You may want to let older children do this themselves.

3. Cut 20" pieces of yarn. Thread the tapestry needles with the yarn, both ends knotted together.

Clay coins:

Cut Patterns #2,#3 and/or #4 out of the plastic, making 1 set per every two children.

Paper coins:

Photocopy page of Patterns #5 and/or #6, making enough for each child to have 4 or 5 coins.

Making the Craft

1. Show children a copy of the craft.

Coin Bag:

1. Have the children weave the tapestry needle with yarn in and out of the holes in the felt. Cut off yarn near the needle and tie ends together. Pull on one end of the yarn and draw the circle up into a gather. This will be the change purse.

Clay Coins:

1. Have the children flatten their clay with their hands or a rolling pin (tin cans without labels rolled on their sides work well, too) to about a ¼" thickness.

2. Using the bottle caps as shape cutters, cut out the coin shape. Children can switch around caps for different sized coins.

3. Lift the clay circles from the rest of the clay (Can use knives or spatulas, if desired). Use the small plastic shapes to press designs into the clay coins. Use the toothpicks to etch little dates or letters around the edges. These coins will take a day or so to dry hard. Can be painted when dried.

Paper Coins:

1. Have children use blanks to make their own coin faces or color in the ones provided with the markers or gel pens (all ages) or calligraphy pens (best for older children) Put coins in bag.

Barley: 1. Pour some barley into each child's bag.

Optional TAKING IT TO OTHERS Activity: Craft Presentation

If you are presenting the craft to other children or parents the children can hold up their crafts (or your model craft) and read their Bible Truth Connection answers to explain the importance of the craft.

CASE CRAFT**Discussion Guide****Instructions:**

As the children are settled into making their craft, ask them these questions to help them understand the craft's significance. Use the answers provided to guide the children's answers.

Discussion Questions

1. Who was Hosea married to? *Gomer.*
2. What did Hosea have to do to get her back?
Pay off her debts with shekels and barley.
3. Why did God want Hosea to do this, even though she didn't deserve it?
As a picture of God's redeeming love for His undeserving, unfaithful people.
4. What is the Bible Truth that we are learning?
God Will Never Stop Loving His People.
5. What does our craft have to do with our Bible Truth: God Will Never Stop Loving His People. *The LORD used Hosea's love for Gomer as a picture of how He had kept on loving His unfaithful people and one day, through Jesus, would even redeem them from death.*
6. What can this craft help us remember?
God's love for His people is so great that He bought them with the blood of Jesus even though they have always been rebellious, undeserving sinners.

TAKING IT TO OTHERS**Craft Presentation****Instructions:**

Have children hold up your model craft/their crafts. Choose five children (or you say) the five sections below to explain the craft's importance.

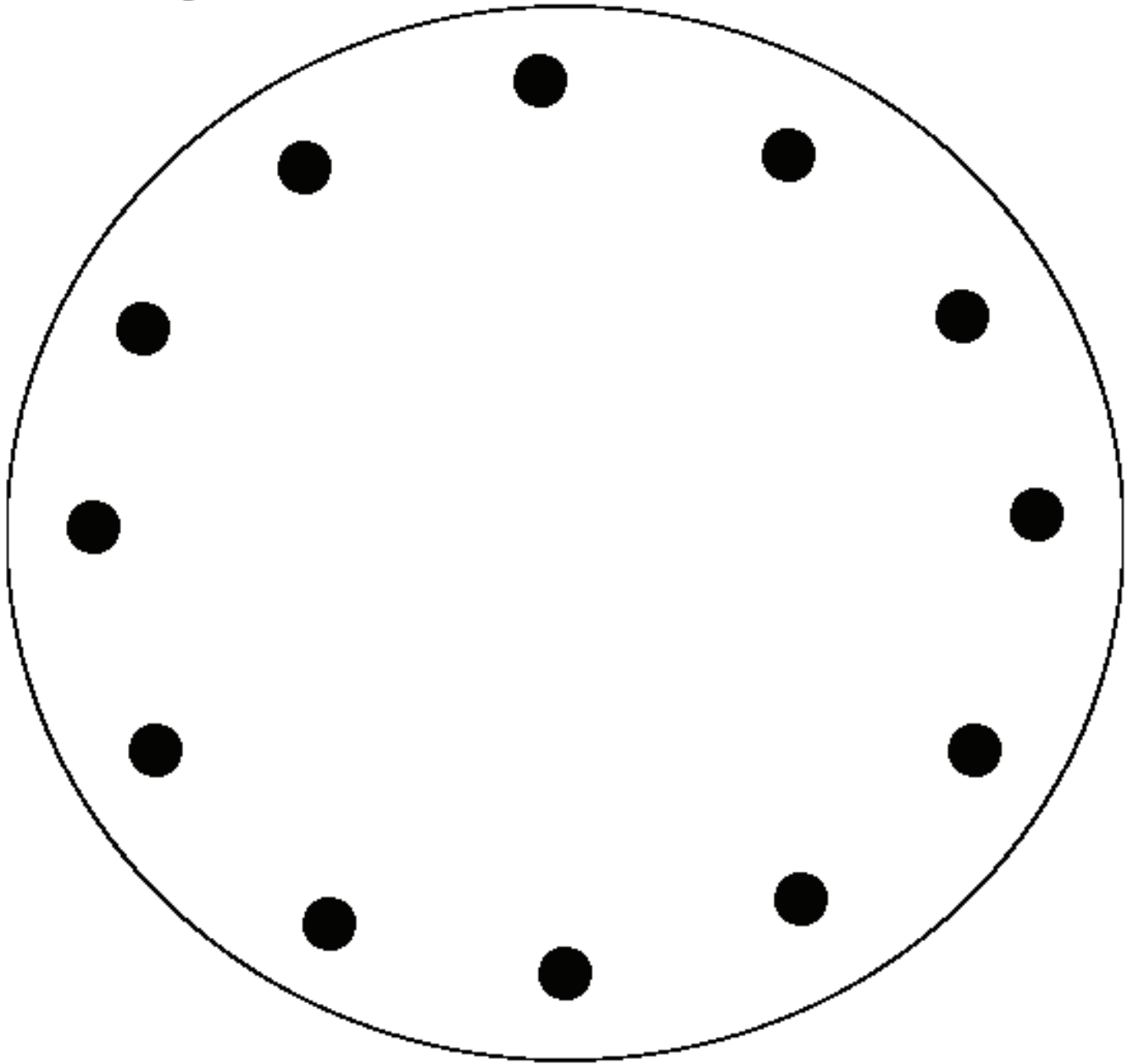
Presentation:

1. Our craft is: Shekels and Barley.
2. In Israel, Hosea brought back home his undeserving, unfaithful wife Gomer by paying off her debts with shekels and barley as a picture of God's redeeming love for His undeserving, unfaithful people.
3. Bible Truth 6 is: God Will Never Stop Loving His People.
4. The LORD used Hosea's love for Gomer as a picture of how He had kept on loving His unfaithful people and one day, through Jesus, would even redeem them from death.
5. Our craft can help us remember that God's love for His people is so great that He bought them with the blood of Jesus even though they have always been rebellious, undeserving sinners.

Note: Even non-readers can participate in presenting the craft, if you will whisper what they are to say in their ear and let them say it aloud for the others to hear.




Template #1













Coin Bag











Templates #2-4

Plastic piece templates (use only outlines)







BEFORE CLASS:**1. PICK YOUR PERSON**

VIPPs can be anyone in your church! Typically, they fall into 6 categories: Church staff, Elders, Deacons/deaconesses, Special Volunteers (people who aren't paid, but spend a lot of time helping out in particular ways), Supported Workers (aka missionaries), and Church Members.

2. GATHER YOUR FACTS

Use the VIPP Information Sheet to write down the facts about your VIPP. The information on this worksheet is used in the VIPP activities, listed in the "Choose an Activity" section below.

DURING THE ACTIVITY:**1. INTRODUCE YOUR VIPP**

Introduce your VIPP to the children, using the VIPP Information Sheet. Fill in a set of VIPP Clue Cards with the information for your VIPP. If desired, you can even have the actual person come into class for the children to meet.

Need help describing what someone does for the church in a kid-friendly way? Check out the list of common VIPPs on the Praise Factory website in the PFI resources. There are lots of kid-friendly descriptions for common VIPP's, such as pastors, elders, deacons and a lot more.

2. PRAY!

Lead the children in praying for the VIPP. Ask the children if they would like to pray for one of the VIPPs prayer requests. Even non-readers can pray for the VIPP if you whisper the prayer request in their ear, then let them say it aloud. Never force a child to pray!

3. CHOOSE AN ACTIVITY

There are two activities you can use to help the children learn about the VIPP:

VIPP Clue Cards: These are nine coloring sheets in which children fill in the nine things they learn about the VIPP from the VIPP Information Sheet. Photocopy a set of each child. Use as few or as many of these Clue Cards as you desire.

VIPP Game: This is a game that uses a set of Clue Cards for one or two VIPPs.

Choose a VIPP and fill in his/her information on the VIPP Information Sheet. Fill in a set of VIPP Clue Cards with the information for your VIPP. Tell the children about the VIPP, having them fill in the VIPP Clue Cards with the key facts as they learn them. Write any words the children need to write on a white-board or other piece of paper so they can see how to spell them. Help younger children write these words on their clue cards. Ideas for how to tell the children about many common VIPPs are listed at praisefactory.org with the resources for this Bible Truth.

Optional TAKING IT TO OTHERS Activity: Introduce and Pray for the VIPP

If you are presenting the VIPP to other children or parents you can assign children to hold up the 10 clue cards and say what each card tells about the VIPP. (Or, you can have the children hold them up as you tell what each one means.) Then lead the children in praying for the VIPP.

Game: Mix and Match

Materials

Information for two VIPPs

2 Set of Clue Cards

Bag

Preparing the Game

1. Fill in one set of clue sheets for each of the VIPPs you are using.
2. Put all the Clue Cards in a bag, except for the ones with the names and pictures of the VIPPs.

Playing the Game

Reveal: Tell the children about each VIPP, showing them your filled-in clue cards as you tell about them.

Review: Put all the Clue Cards for both VIPPS in the bag. Mix up. Have children take turns pulling clues out and have the class try to remember which clue goes with which VIPP. You can make this a team game by splitting the children into two teams and giving points when their team players correctly put a clue in the right place.

VIPP INFORMATION SHEET

VIPP NAME:

WHAT VIPP LOOKS LIKE

Man or Woman? _____

Hair color? _____

Eye color? _____

FAVORITE ANIMAL

FAVORITE FOOD

FAVORITE FREE TIME ACTIVITY

WHAT VIPP DOES DURING WEEK

VIPP GROUP OF SERVICE:

Church Member

Deacon

Elder

Church Staff

Special Volunteer

Supported Worker
(Missionary)

3 WAYS VIPP SERVES CHURCH

3 WAYS TO PRAY FOR THE VIPP
