

BIBLE TRUTH 5, LESSON 2: PLANNER/OVERVIEW

GETTING STARTED: Welcome and Opening Songs (*introduce unit and get kids moving with these songs*)

Welcome to Praise Factory: PFI: Praise Factory Investigators Theme Song *PFI NIV Songs 8, Track 1*

Rules to Help Us Worship God and Love One Another: WoGoLOA Classroom Rules Song
PFI NIV Songs 8, Track 2

Big Question Under Investigation: Big Question 8 Songs *PFI NIV Songs 8, Tracks 3,4*

Big Question Bible Verse: 1 Chronicles 16:34 Song *PFI NIV Songs 8, Track 5*

DIGGING DEEP DOWN: Key Concept and Story (*introduce the Bible Truth and tell the related story*)

Bible Truth 5: God Uses Everything in His People's Lives for Their Good and His Glory

Bible Truth Hymn: How Firm a Foundation, vs.3,4 *PFI NIV Songs 8, Tracks 16,17*

Bible Verse: Romans 8:28-30

Bible Verse Song: All Things *PFI NIV Songs 8, Track 18*

Lesson 2 Story of the Saints: The Case of the Blind Cliff-Walker

TAKING ACTION: Response Activities (*choose from among these activities*)

Snack and Discussion Planner: Tea and Blind Titus

ACTS Prayer: Prayer Sheet

Bible Truth Review: Discussion Questions and Game: Inspecting the Troops

Bible Truth Hymn: How Firm a Foundation, vs.3,4 *PFI NIV Songs 8, Tracks 16,17*
Song, Sign Language and Song Game: Word Take Away **PFI NIV Songs 8 BOOK or ONLINE**

Bible Verse Review: Romans 8:28-30 Discussion Sheet and Game: Paper Boot Shuffle

Bible Verse Song: All Things Romans 8:28-29 *PFI NIV Songs 8, Track 18*
Song, Sign Language and Song Game: Big Voice, Little Voice **PFI NIV Songs 8 BOOK or ONLINE**

Story Review: Discussion Questions and Game: People Pins

Case Replay, Jr: Drama Activity for Youngest Children (children do same story actions together)

Case Replay, Sr: Drama Activity for Most Children (children re-tell story with individual parts)

Craft: The Braille Bible

VIPP (Very Important Prayer Person) Prayer Time: Coloring Sheets (back of book) & Game: Over, Under & Throw

TAKING IT HOME: Take Home Sheet for Review and Family Devotions

PFI Pronto: Bible Truth 5, Lesson 2 **PFI NIV Prontos 8 BOOK or ONLINE**

The Case of the Blind Cliff-Walker

by Connie Dever

Our story is called:**The Case of the Blind Cliff-Walker.****As you listen to the story, see if you can figure out:**

1. Who was the Blind, Cliff-Walker? How did he become blind? What cliffs did he walk on?
2. How did God use the boy's blindness for his good? How did God use the boy's cliff-walking for His own glory?

This story doesn't take place in Bible times. It starts out in 1980 in Nepal.

Down the steep trail trekked a young man and his wife, carrying all of their simple belongings. All around them towered the great, snowy mountains of Nepal. Mountains like Mount Everest, the tallest mountain in the world. But as amazing as view was, the young couple kept their eyes on the narrow path. Looking down. One wrong step and they could easily fall hundreds of feet to their death.

How sad this couple were! They loved Nepal, but they had to leave. They couldn't find jobs to make enough money for their family. So they packed their belongings, left their home and headed to Darjeeling, India to work in the tea gardens there.

After many miles, the couple came to the rolling hills of Darjeeling! The man got a job in the tea gardens that paid well. At last they could settle down!

Not long after arriving in Darjeeling, the couple's first child was born-- a little boy they named Titus. How happy there were! The man and his wife brought offerings of fruit and incense and bowed low before their Hindu gods: "We dedicate our son to you," they prayed. "Bless him, protect him and make him strong that he may bring honor and glory to your great names."

For many years it seemed like the Hindu gods honored the prayers of Titus' parents. Titus grew up happy and strong. But when Titus turned twelve, everything changed. His eyes started hurting him a lot. Titus' parents called for the only help they knew of: the village witch doctor. The witch doctor chanted prayers and put his magical mixtures on Titus' eyes, but nothing helped. Titus' eyesight kept getting worse until at last he was completely blind!

Things quickly went from bad to worse for Titus. Not long after he had lost his eyesight, both of his parents

died. What would happen to him now? Who would care for this lone, blind boy?

Some of the villagers felt sorry for Titus. They decided to send him to a school for the blind run by a Christian mission in another village in Darjeeling. They would give Titus food, clothing and a place to live. They could also teach him how to read and write with special raised dots, called Braille. And even teach him a skill to make money, such as how to make furniture out of cane.

At the school, Titus felt more alone than ever. His parents were gone. The villagers he had grown up with were miles away. And because this was a Christian mission school, Titus did not even have the Hindu gods and goddesses he had worshiped.

Titus was confused. Why had all these bad things happened to him? What about the prayers his parents had long ago offered up to the Hindu gods for him: Had the gods forgotten him? Had they rejected him? Was this how they honored and glorified their names through him? Titus could not understand why the gods would treat him this way.

But the problem with Titus' Hindu gods wasn't that they had forgotten Titus or rejected him. The problem was that those Hindu gods were only fake ones--made of wood, stone and gold. They couldn't bless or protect Titus. They couldn't make him strong, no matter how many prayers and offerings his parents had made.

But there was a true God. His name is the Lord. He loved His people and made all things in their lives work for their good and His glory. He knew and loved Titus, as Titus was soon to find out.

Titus began to go to classes at his school. His teachers taught him how to read and write Braille, and how to make furniture out of cane to make a living for himself.

Story-telling Tips

Ahead of time:

1. Read the Bible verses and story. Pray!
2. Create story cue cards on index cards (or highlight text).
3. Practice telling story dramatically, timing your presentation. Shorten, if necessary to fit your allotted time.
4. Decorate area with story props that help bring your story alive.

During your presentation:

1. Maintain as much eye contact as possible as you tell the story. Point to/use props at important points in the story. Include the kids in your story with a few questions about what they think will happen or words/concepts that might be new to them.
2. Watch the kids for signs that their attention span has been reached. Shorten, if necessary.

But since they were Christians, they also taught Titus about the Lord, the one true God, and His Son Jesus, who He sent to save all who would ever turn from their sins and trust Him as their Savior.

As Titus learned about Jesus, the Holy Spirit worked in his heart. He turned away from his sins and trusted Jesus as His Savior. Peace and joy flooded into Titus' heart as Jesus took away his fears and guilt. Titus' life was changed. Long ago his parents had dedicated his life to glorifying the Hindu gods. Now he was dedicating his life to glorifying the Lord.

"But what could Titus do to glorify the Lord?" perhaps you are thinking. "He's little, alone and helpless. What good could God work through his sad, little life? How could Titus bring God glory?"

A huge amount of good to Titus and others, and a huge amount of glory to Himself, that's what! For the greater the weakness or difficulty God's people face, the greater room there is for God to be glorified as He turns something bad or something hard into something good and God-glorifying. And that's just what God did through Titus.

Titus spent long hours moving his hand over the raised bumps of words in his Braille Bible, learning all he could. Before long, Titus became a Bible teacher at the school.

As a teacher, Titus taught the new students about Jesus. He urged them to turn away from worshipping idols and trust in Jesus as their Savior. He told them of God's wonderful plans to use everything thing in His people's lives for their good and His glory. He told them how God had used his blindness and the deaths of his parents to God to save him. Many students turned from their sins and trusted in Jesus, too.

This was just the beginning. God stirred Titus' heart to spread the good news of Jesus to others. First, blind Titus made his way down the road to tell the people in the nearby villages about Jesus. Then, he made his way down the road to faraway villages in Darjeeling. And then, most amazing of all, all the way to Nepal!

Along narrow, treacherous mountain paths. Down through hilly jungles known for robbers and fierce, wild animals. Across raging rivers. Blind Titus traveled them all, depending upon God to keep him safe. And God

did, sometimes in most amazing ways.

Once Titus accidentally took a road under construction. The workers had just laid dynamite on the part he was walking on. Of course, blind Titus couldn't see the workers or the dynamite; and the workers didn't see him until it was too late.

"Kaboom" went the dynamite! "Crash!" went huge rocks flew up in the air and shook the earth as they hit the ground, all around Titus. The blind man could do nothing but stand where he was and trust God. Was he killed? No! Was he even injured? No! Did even a single stone hit him? No! The Lord protected him completely.

When the construction workers saw what happened they asked the same question everyone else asked: "How could this blind man fearlessly pass along these paths that many people with good eyesight dared not travel? How could he stand in the middle of a dynamite blast and not be harmed?"

Titus delighted to tell them. "My parents dedicated me to Hindu gods when I was a child, but it is the Lord who is the one, true God. He sent His Son to save all who would ever turn from their sins and trust Him as their Savior. He saved me."

"Now I am one of His people. He loves me and uses everything in my life for my good and His glory, even my blindness. He is the one who protects me and gives me strength to travel all these dangerous places. He has brought me here to tell you about Him that you might see His glory and power through my weakness and trust Jesus as your Savior, too," he told them.

God worked in the hearts of many who saw what He had done in Titus. Many in Darjeeling and Nepal have turned from their sins and trusted in Jesus, believing that the God who loved Titus and worked such wonders in his life, surely must be the one, true God. He alone should be worshiped. He alone would they trust with their lives.

Titus rejoiced to see God use his life—and most of all his blindness-- to show others about His glory and power. How wonderful that God could do such great things through his weakness!

And it seems that God is still working through Titus. For at last report, Brother Titus is still alive, traveling and teaching everywhere the Lord leads him, bringing glory

to the One who has used everything in his life for his good.

Cracking the Case:

It's time to answer our Case Questions.

1. Who was the Blind Cliff-Walker? How did he become blind? What cliffs did he walk on? An orphan named Titus. From an illness when he was twelve years old.

2. How did God use the boy's blindness for his good? How did God use the man's cliff-walking for His own glory? Titus was sent to a special school to learn Braille and there he learned about Jesus and became a Christian. Titus' brave trust in God to guide him even along the steep, cliff-roads of Nepal showed many just how great God is to take care of His people.

Something For You and Me

Our Bible Truth is: God Uses Everything in His People's Lives for Their Good and His Glory

Our Bible Verse is: Romans 8:28-30:

"And we know that in all things God works for the good of those who love Him, who have been called according to His purpose. For those God foreknew, He also predestined to be conformed to the likeness of His Son, that He might be the firstborn among many brothers. And those He predestined, He also called; and those He called, He also justified; those He justified, He also glorified."

Losing both of his parents, becoming blind, being taken away from everyone he knew, were such very, very hard things for young Titus to bear! But Titus saw God use them all for his own good and God's own glory?

Traveling alone and blind through tall mountains with wild, hungry animals, steep, dangerous cliffs and robbers would cause most people to worry. But not Titus. He knew God was all-powerful and that He loved him. He trusted that God's plan for his life would be for his good and God's glory, no matter what it was. And even today, God is using Titus' life tell more people about Him and to bring more glory to His name.

What about you and me? What kind of hard things have we had to go through or may yet happen to us? Could the Lord use those things for our good and His glory? Could He use them to make us more like Jesus?

Could He use our lives to tell others about Him and bring glory to His name? Yes, without a doubt, He can and He will--when we are His people, those who have turned from their sins and trust Jesus as their Savior. For the Lord loves His people so much; and it is His promise that He will use absolutely everything that happens to them for His good and His glory.

Let's praise God for loving His people so much and being so powerful as to make everything in their lives work for their good and His glory. Let's ask Him to work in our hearts, helping us to turn from our sins and trust in Him as our Savior. Let's ask Him to use even all the difficult things in our lives to work for our good and His glory; and, to help us not to just be sad or worried about troubles we may have, but excited that He will use them all in a glorious way.

Close in prayer.

Closing ACTS Prayer

A God, we praise You for being the Perfect User of all the things in Your people's lives, for their good and Your glory.

C God, we confess that many times we complain about hard things that happen to us rather than ask You to use them for our good and Your glory. We need a Savior!

T God, we thank You for promising to use everything in the lives of Your people for Your good purposes.

S God, work in our hearts that we might turn away from our sins and trust in Jesus as our Savior. Use all the things in our lives for our good and Your glory.

ACTS PRAYER ACTIVITY

Use this sheet to write down your ACTS Prayer

Instructions:

Use this sheet to help the children apply the Bible Truth into a prayer. You can use the ACTS provided or even better, have the kids think of their own applications. Also have the children add their personal requests to the prayer, too. Lead the children in the prayer or let them pray sections, with your help. Never force a child to pray! Non-readers can participate by you whispering a section of the prayer into their ear and allowing them to pray it aloud for the group.

ADORATION:

God, we praise You for being so powerful and wise to make all things work for Your people's good and Your own glory.

God, we praise You for being.....

Add your own Adorations:

CONFESSION:

God, we confess that we grumble when hard things happen to us, forgetting that if we are Your people, You are using even these hard things for our good and Your glory We need a Savior!

God, we have sinned against You....

Add your own Confessions:

THANKSGIVING:

Thank You, God for all the good things You promise to do in Your people's lives. Thank You for planning every single thing in their lives to be for their good and Your glory.

God, we thank You for...

Add your own Thanksgivings:

SUPPLICATION:

God, work in our hearts, that we might turn away from our sins and trust in Jesus as our Savior. Make all the things in our lives for our good and Your glory. Transform us into people who love You and delight in You the way Jesus does.

God, we need Your help...

Add your own Supplication:

SNEAKY SNACK

Can you figure out how this snack relates to the story?

Snack: Tea and Blind Titus

Mini bagel halves spread with cream cheese “eyes” with thin line of grape jelly spread across middle of each to look shut, to remind them of Titus’ blind eyes. Decaffeinated Darjeeling tea, mixed with milk and sugar/ sugar substitute to remind them of the tea gardens of Darjeeling.

This is only a suggestion. Feel free to modify. Be mindful of allergy issues among your children!

Case Tie-in: Titus’ parents moved down to Darjeeling with him, seeking a better living. But when Titus’ eyes became blind and his parents died, everything seemed to be growing worse and worse. But God all along had wonderful plans for Titus. He would even use these sad things to do good things in Titus’ life and bring Himself glory. Titus became a Christian when he went to the Christian school for the blind. He became a teacher and bravely trusted the Lord to help him even return to the dangerous cliffs and mountains of Nepal to tell many the good news of Jesus.

SOUL FOOD

Food for thought during snack time

1. What does the snack have to do with the story?

Choose a few questions from the other activity discussion sheets to talk about during this snack time.

2.

3.

4.

5.

6.

7.

Directions: Read and discuss Bible Truth, using a FEW of the questions. Play game. Feel free to modify the game to fit your children.

God Uses Everything in His People's Lives for Their Good and His Glory

When we turn from our sins and trust in Jesus as our Savior, God becomes our Heavenly Father and we become His adopted children.

God promises His children to use everything that happens to them in their life on earth for their good and His glory. Ahead of time, God prepared special good works for each of them to do. He has also planned to carefully allow hard times and suffering in their lives for His special, good purposes.

What are these special, good purposes? To bring glory to His name, showing the world what He is like. And, to change them so that they become more like Jesus, who loves His Father completely and delights in Him and His perfectly good will. These are the two things God's people want most of all!

No one likes to suffer--not even for the best of purposes! But, God's people are so happy to know that there is nothing in their lives--from the easiest, most enjoyable thing to the very saddest, hardest thing--that their loving Father has not chosen very carefully to use for their good and His glory.

Understanding the Bible Truth

1. How do we become God's adopted people and He, our Heavenly Father? *When we turn from our sins and trust in Jesus as our own Savior.*
2. What does God promise to use everything that happens to His children for? *Their good and His glory.*
3. What good things has He prepared in advance for them? *Special good works for them to do.*
4. What does He promise about the hard things they go through? *He has carefully allowed them for special (and good) purposes.*
5. What does He promise to use their trials to do? *To bring glory to His name. And, to change them so that they become more like Jesus, who loves His Father completely and delights in Him and His good will.*
6. Does God expect us to like suffering? *No. Suffering is hard and painful, even if God is using it for His good purposes.*
7. What does God reassure His people about the hard times they go through? *He knows exactly what he is doing; one day their hard times will seem so light and short compared with the rich blessings he will bring from them.*

Bible Verse Connection Question

1. What does our Bible Truth have to do with our **Bible Verse: Romans 8:28-30**: "And we know that in all things God works for the good of those who love Him, who have been called according to His purpose. For those God foreknew, He also predestined to be conformed to the likeness of His Son, that He might be the firstborn among many brothers. And those He predestined, He also called; and those He called, He also justified; those He justified, He also glorified."?

God's people are those who love Him. In His great love, He has called them to turn away from their sins and trust in Jesus. And when they did, He forgave their sins and saved them. This is what it means to be justified. But being justified in just the beginning of God's good, forever plans for His people. He also planned for all things in their lives—both enjoyable things and hard things—for the good purpose of making them more like Jesus. Yes, He would use all of them to prepare them for life with Him in heaven, where they would be glorified: forever freed from sin and a pure reflection of God's glory.

Bible Truth Story Connection Questions

1. What suffering did/does Titus go through? *He lost his eyesight.*
2. How has God use this Titus' suffering for Titus' good and His glory? *Through his blindness, he was brought to the Mission School where they taught him about Jesus. As he has traveled many places, he has seen the Lord protect him in amazing ways. This has grown his love and knowledge of God. It has given him many chances to tell others about Jesus. This has not only brought Titus joy, but brought God great glory.*

Life Application Questions

1. How should God's people react to hard times they go through? *They may be sad, but they can trust God's good plans and praise Him for how He will use them for their good and His glory.*
2. What kinds of good works do you think God prepares in advance for His people? *Love Him and obey Him. Love others; Tell others about Jesus; Use well the gifts He gives us; praise and trust Him no matter what, etc.*
3. How can we become God's people? *By turning from our sins and trusting in Jesus as our own Savior.*

ACTS Questions

1. What is something we can praise God for because of this Bible Truth?
Praise God for being so powerful and wise to make all things work for His people's good and His glory.
2. What are sins we can confess to God because of this Bible Truth?
Confess grumbling in hard times, forgetting that if we are God's people, He is using them for our good and His glory.
3. What is something we can thank God for because of this Bible Truth?
Thank God for all the good things He promises to do in His people's lives.
4. What is something we can ask God for because of this Bible Truth?
Ask God to work in our hearts and help us trust Jesus as our Savior. Ask Him to make all the things in our lives for our good and His glory.

The Gospel

1. God has promised to use everything in His people's lives for their good and His glory. How can we become God's people so that this promise is for us? What is the gospel?
God is the good Creator and King of the world. He made people to worship Him and live by His good laws. But we are all sinners who have rebelled against Him. We all deserve death--God's just, eternal punishment for our sins. How terrible! But God has good news for us. In His great mercy, God sent His Son Jesus to earth to save sinners. Yes, Jesus, the perfect Son of God, left His home in heaven and became a man. He lived the perfect life that pleases God. (He's the only one who has ever done that!) He offered it up to God His Father as the perfect sacrifice for sins when He suffered and died on the cross. Then, on the third day, Jesus rose from the dead in victory. He had fully paid for the sins of God's people, so they wouldn't have to! Now all who turn away from their sins and trust in Jesus as their Savior will receive forgiveness of sins and eternal life with God. They will be His very own special people who will know Him and enjoy Him forever. We can be God's people, too, if we turn from our sins and trust in Jesus as our own Savior.

Game: Inspecting the Troops

Materials

Crown (if desired)
Bible Truth Questions

Preparing the Game

1. Choose 20+ questions for your game from the Bible Truth Discussion Questions, or make up your own.
2. Write the Bible Truth questions on small thin strips of paper (or make a photocopy of the Bible Truth Discussion Questions and simply cut them into strips) and put them in the bag/bowl.

Playing the Game

Tell the children that they are the Queen's/King's soldiers and are to follow her/his every command. Have the soldiers march, pretend to hold out their swords, ride their horses, etc. Then, finally have them stand at attention, very still and showing no emotion. Tell them that you are the Queen/King and have come to inspect the troops. (Put on the crown). You have to remove anyone who is not very straight and still, and show no emotion. As you inspect the troops, make faces or say things to try to get the troops to break into a smile, etc. Watch them for movement. Whoever breaks a smile or moves, etc. told to step forward and must answer a question to be reinstated to the Troops. If it is just one soldier, he/she may choose two other soldiers to help them answer the question. If the soldier (and the soldiers he chose to help him) answer the question correctly, everyone goes back into the line. If they get it wrong, they must wait out one turn. If desired, let some of the children take turns being the king/queen.

Game continues as number of questions, time, and attention span allow.

NOTE: Have the children who remain out help you to give commands to the troops.

Non-competitive Option

Don't exclude the soldiers from the Troops, even if they get the wrong answer. Do put the answer back in the bag to be reviewed again.

Optional TAKING IT TO OTHERS Activity: Quiz Questions

Have the children choose a few of the questions from the game to ask the parents/other children during TAKING IT TO OTHERS time. Help pre-readers by whispering the question in their ear and letting them ask it aloud to the parents/other children. Make sure you read the Bible verse aloud before you ask your questions.

Directions:

1. Write words to song in large print before class.
2. Play the song for the children, helping them follow along on the song sheet.
3. Discuss the song, using a few questions from the discussion sheet. *Don't use them all!*
4. Introduce sign language for key words of your choice from sign language sheet for your song. Use as few or as many as you think the children can learn.
5. Sing and sign the song. Sign language as well as large format lyrics and sheet music are found in the PFI Unit Songbook or online.
6. If desired, play the Song Game.

Optional TAKING IT TO OTHERS Activity: Presenting and Singing the Song

1. Sing and sign the song, encouraging the watching children/parents to join in.
2. Ask the class some of the questions listed below. The Bible Truth Connection Question is particularly good to help them understand how the song ties in with the Bible Truth.

How Firm a Foundation

Verse 3

"When thro' fiery trials thy pathway shall lie,
My grace, all sufficient, shall be thy supply;
The flame shall not hurt thee; I only design
Thy dross to consume, and thy gold to refine.

Verse 4

"The soul that on Jesus hath leaned for repose
I will not, I will not desert to his foes;
That soul, tho' all hell should endeavor to shake,
I'll never, no, never, no, never forsake!"

Listen to it on PFI NIV Songs 8, Tracks 16,17

Understanding the Song

1. What is a "fiery trial?" *It has nothing to do with fire, but just means a really hard time of suffering we have to go through.*
2. What "pathway" do these fiery trials lie upon? *Not a real path or road that you walk on. Pathway is another way of saying things you go through in your life. So, it's talking about the times of suffering you face in life.*
3. What does "supply" mean and what shall be the believer's supply when going thro their difficult trials? *Supply means to be everything you need. God's grace—that is, His gifts of strength, faith, hope, patience, etc that He freely gives His people—will be enough for them to make it through even the hardest of sufferings.*
4. What shall not hurt the believer? *The flame.*
5. What does he mean by "flame?" *The writer has been talking about "fiery trials"—hard times the believer goes through. A flame is what burns or hurts you. He is saying that even when His people go through "fiery," hard times of suffering, they will never let the trials be anything but for the good and His glory.*
6. What does God design (plan) for the "flame" to do? *Just like fire is used to purify gold by melting out impurities (called dross) and make it more beautify and pure, so God only plans to use His people's trials to purify them of sin and strengthen their faith, love and dependence upon Him.*
7. What does it mean to lean on something for repose? *To rest on something peacefully, without worry.*
8. What does God promise to a person (a soul) who rests on Him, peacefully? *He will never desert (abandon) to his foes (enemies).*
9. What does it mean for "hell to endeavor to shake" a soul? *What does God promise when that happens to His people? It means for Satan to bring lots of suffering upon them and try to get them to turn away from God. God promises to never forsake them. He will always be with them, always giving them strength to endure their sufferings, no matter how hard they are.*

Bible Truth Connection Question

1. How does this song relate to our **Bible Truth: God Uses Everything in His People's Lives for Their Good and His Glory**? *God's people may go through very hard, "fiery" trials, but they know that God is their firm foundation. They are "staid" on Jesus, trusting that He always be with them and only use their trials to "consume their dross"—make them holy. That is for their good and will bring glory to His name.*

Story Connection Question

1. How does this song relate to our story? *Blindness was a very difficult thing for Titus to get used to after 12 years of sight. After Titus became a Christian and wanted to tell others about Jesus, his blindness was something that made every journey like a fiery trial. There were robbers and wild animals, narrow, dangerous trails to climb, rushing rivers to get across, even dynamite blown up on roads. As he did, he saw each time the Lord take care of him and teach him to trust in Him more and more. He saw that he really didn't have to fear, even tho' hell might endeavor to shake him. He could truly lean on God for repose.*

Bible Connection Question

1. What does this hymn have to do with our Bible Verse: **Romans 8:28-30**: "And we know that in all things God works for the good of those who love Him, who have been called according to His purpose. For those God foreknew, He also predestined to be conformed to the likeness of His Son, that He might be the firstborn among many brothers. And those He predestined, He also called; and those He called, He also justified; those He justified, He also glorified."?

God's people know all God has an unbreakable plan to use all things in their lives for their good. He has planned that even their "fiery trials"—the hardest things that happen to them—that God will use them all to make them like Jesus. They do not have to like the fiery trials, but they can praise God for how He will use them for their good and His glory.

ACTS Questions

1. What is something we can praise God for from this hymn?

Praise God for always giving His people the grace they need to make it through all their trials. Praise God for always using even the hardest trials of His people's lives to make them like Jesus.

2. What are sins we can confess to God from this hymn?

That when we go through hard times, we like to grumble about them. We forget that, if we are God's people, we can trust that He will give us grace to endure them; and that He is using them to make us more like Jesus.

3. What is something we can thank God for from this hymn?

We can thank God always giving His people grace to endure even the hardest trials they go through.

4. What is something we can ask God for from this hymn?

That God would work in our hearts that we might turn from our sins and trust Jesus as our Savior. We can ask Him to give us grace to endure even our hardest trials. We can ask Him to use them to make us more like Jesus.

Life Application Questions

1. How can God's people be affected by the message of this song? *They can praise God for promising to use everything they go through for their good and His glory. They can ask Him to use their trials to make them holier and stronger in their faith; and to glorify Himself through everything they go through.*

2. How can we become God's people? *By turning away from our sins and trusting in Jesus as our own Savior.*

Gospel Question

1. God's people are so grateful that God will use everything in their lives for their good and His glory, even the "fieriest" trials. How can we become God's people, knowing that God will use everything in our lives for our good and His glory? What is the gospel?

God is the good Creator and King of the world. He made people to worship Him and live by His good laws. But we are all sinners who've rebelled against Him. We all deserve death--God's just, eternal punishment for our sins. How terrible! But God has good news for us. In His great mercy, God sent His Son, Jesus to earth as a man to save sinners. He lived the perfect life that pleases God. (He's the only one who's ever done that!) He offered it up to God His Father as the perfect sacrifice for sins when He suffered and died on the cross. Then, on the third day, Jesus rose from the dead in victory. He had fully paid for the sins of God's people, so they wouldn't have to! Now all who turn away from their sins and trust in Jesus as their Savior will receive forgiveness of sins and eternal life with God. They will be His very own special people who will know Him and enjoy Him forever. We can be God's people, too, if we turn from our sins and trust in Jesus as our own Savior.

Song Game: Word Take Away

Materials

Sign Language Signs and Song

White board and marker

Eraser

Preparing the Game

1. Write the words to the song on a white board.

Playing the Game

1. After children have learned the song and signs well, then tell the children that you are going to leave out words from the song (that you've learned signs for) and just do the sign in its place.
2. Have the children help you choose a word to take out. Erase the word from the board. Review the sign the for erased word.
3. Sing the song, trying to remember to NOT sing the word and do only the sign.
4. Continue to take out words until all of the words (with signs) have been taken out.

Game continues as number of questions, time, and attention span allow.

choose a FEW questions for discussion, then choose the game and/or music activity

Meditation Version: Romans 8:28-30

“And we know that in all things God works for the good of those who love Him, who have been called according to His purpose. For those God foreknew, He also predestined to be conformed to the likeness of His Son, that He might be the firstborn among many brothers. And those He predestined, He also called; and those He called, He also justified; those He justified, He also glorified.”

Alternate Memory/Games Version: Romans 8:28

“And we know that in all things God works for the good of those who love Him, who have been called according to His purpose.”

Understanding the Bible Verse

1. Who does God work for the good of? *Those who love Him, those who have been called according to His purpose.*
2. What does it mean to be called according to God’s purpose? *It means that someone becomes one of God’s people because they heard the good news of Jesus and God worked in their hearts so that they would turn away from their sins and trust in Jesus as their own Savior.*
3. What does God use to work for the good of His people? *All things in their lives, both enjoyable and hard.*
4. Who did God foreknow and predestine to be conformed to the likeness of His Son, Jesus? *His people: those who love Him and who He called to believe in Him.*
5. What does it mean that God foreknew someone? *It means that God knew that they would become His people, that they would turn away from their sins and trust in Jesus as their own Savior.*
6. What does predestine mean? *To choose in advance that something would happen for sure.*
7. What did God predestine to happen to His people? *That they would be called, justified (saved from their sins) and conformed to the likeness of His Son, Jesus, all according to His purpose.*
8. What does conformed mean? How are God’s people conformed into Jesus’ likeness? *Conformed means to make something act or be like something else. God’s people are conformed into Jesus’ likeness when the Holy Spirit works in their hearts. He changes them so that they love and obey God as Jesus did.*
9. Why did God predestine His people to be conformed (to be made) like Jesus? *So that they would, like Jesus, love God and obey Him.*
10. What does it mean that Jesus is the firstborn? *It means that He was the first to rise from the dead, after He took the punishment for God’s people’s sins, died on the cross, then rose from the dead.*
11. How are God’s people like brothers, who come after Jesus? *They, too, will rise from the dead one day, because of their faith in Jesus as their own Savior.*
12. What does it mean to be justified by God? *To have your sins forgiven and be made one of God’s people.*
13. What does it mean to be glorified? *To be completely free from sin so that you glorify God completely, in everything you think, say and do.*
14. When will God’s people be glorified? *In heaven.*
15. What has God predestined to happen to His people? *That they would be called (hear the good news of Jesus, and believe), justified (have their sins forgiven and made one of God’s people), and glorified (made to be without sin) one day.*

Bible Truth Connection Question

1. What does this verse have to do with the **Bible Truth: God Uses Everything in His People’s Lives for Their Good and His Glory?** *God’s people are those who love Him. In His great love, He has called them to turn away from their sins and trust in Jesus for the forgiveness of their sins. This is what it means to be justified. But being justified is just the beginning of God’s good, forever plans for His people. He also planned for all things in their lives—both enjoyable things and hard things—for the good purpose of making them more like Jesus. Yes, He would use all of them to prepare them for life with Him in heaven, where they would be glorified: forever freed from sin and a pure reflection of God’s glory. This is God’s wonderful plan for making everything in His people’s lives for their good and His glory.*

Story Connection Questions

1. How does this verse relate to our story? *God foreknew Titus, long before Titus knew Him. He predestined for Titus to be conformed to the likeness of His Son. He planned for all things in Titus' life to work according to this good purpose. And so, God used even Titus' blindness and the death of his parents to bring him to the mission where he would hear the good news of Jesus. He worked in his heart, that Titus would turn away from his sins and trust in Jesus as his own Savior. And, God continued to grow Titus' faith in Him, so that Titus would even trust him to protect him through dangerous mountain roads and from robbers and wild animals, as he told others about Jesus. Titus loved glorifying God by telling of all the good things God had done, even through the hardest things that had happened to him in his life.*

Life Application Questions

1. How can we become those who are called, justified, and one day glorified? *By turning away from our sins and trust in Jesus as our own Savior.*

ACTS Questions

1. What is something we can praise God for from this Bible Verse? *Praise God for being able to save His people! There is nothing that can stop His plans to call them, justify them, and glorify them!*

2. What are sins we can confess to God from this Bible Verse? *That we have all turned away from God. Our hearts are dead to God. We cannot know God on our own! We need a Savior!*

3. What is something we can thank God for from this Bible Verse?

We can thank God for His unbreakable plan to use all things in His people's lives for His good purposes!

4. What is something we can ask God for from this Bible Verse?

We can ask God to work in our hearts that we would want to turn away from disobeying Him and trust in this wonderful Jesus as our own Savior. We can ask Him to save us, to make us conformed to the likeness of Jesus and one day, to glorify us in heaven—free from sin forever!

The Gospel

1. What was God's amazing, unbreakable plan to call, justify and glorify His people? What is the gospel?

God is the good Creator and King of the world. He made people to worship Him and live by His good laws. But we are all sinners who have rebelled against Him. We all deserve death--God's just, eternal punishment for our sins. How terrible! But God has good news for us. In His great mercy, God sent His Son Jesus to earth to save sinners. Yes, Jesus, the perfect Son of God, left His home in heaven and became a man. He lived the perfect life that pleases God. (He's the only one who has ever done that!) He offered it up to God His Father as the perfect sacrifice for sins when He suffered and died on the cross. Then, on the third day, Jesus rose from the dead in victory. He had fully paid for the sins of God's people, so they wouldn't have to! Now all who turn away from their sins and trust in Jesus as their Savior will receive forgiveness of sins and eternal life with God. They will be His very own special people who will know Him and enjoy Him forever. We can be God's people, too, if we turn from our sins and trust in Jesus as our own Savior.

Paper Boot Shuffle

Materials

Bible verse written up in large print so that all can see
 2 large pieces of paper or poster board
 two paper grocery bags per team
 a chair per team
 paper and marker
 bag or jar
 masking tape

Preparing the Game

1. Make copy of the verse per team and cut into 10 sections.
2. Make a sign per team of the verse. If you have a lot of non- or early readers, write the verse in easy to read print, numbering each word/section that correspond to the sections on the cut-up version of the verse. If your children are all proficient readers, do not write the verse on the poster board, but simply draw lines and number them 1-10, corresponding to the 10 verse pieces.
3. Write down and cut out the numbers used on the verse pieces and put in a little bag or jar.
4. If desired, crop the tops of the bags so they are not so tall, but more like boot height for the children.
5. Mark the start line with masking tape.
6. Place chairs with the pieces of each team's verse at the other end of the relay area.

Learning the Verse

Some or all of your children may be non- or early readers. Teach the verse in sections, having them say it after you. Repeat a few times. Add clapping or other movement as they say it.

Directions

1. If desired, lead the children in a discussion of a **FEW** of the most important questions before beginning game.
2. Explain the game to them as follows:
 Divide the children into two teams and have them line up at the start line. Explain that the class will say the Bible verse together, then you will pick a number out of your bag. The first person in each line will put their feet into the bags, like shoes, and shuffle up to the chair. They will then say the verse to the leader, receive a piece of the verse and return to the line. The class will say the whole verse again, the teacher will pull a new number out of the bag and then the next person on each team will then put on the "boots" and shuffle up for another piece of verse, etc. until all pieces are retrieved. The teams will then put all the pieces in verse order on their team's posterboard sign. If working with less confident readers, point out to them that they can use the sign you made and the numbers in the verse pieces as hints to help them line it up properly. After getting it in order, the team will finish by saying the verse all together. The first team to do so, wins.

Non-competitive Option

Don't split the children into teams. Have only one set of verse pieces. Have the children take turns retrieving the pieces. Together they will work to put the verse together after collecting all the pieces.

Optional TAKING IT TO OTHERS Activity: Quiz Questions

Have the children choose a few of the questions from the game to ask the parents/other children during TAKING IT TO OTHERS time. Help pre-readers by whispering the question in their ear and letting them ask it aloud to the parents/other children. Make sure you read the Bible verse aloud before you ask your questions.

Directions:

1. Write words to song in large print before class.
2. Play the song for the children, helping them follow along on the song sheet.
3. Discuss the song, using a few questions from the discussion sheet. *Don't use them all!*
4. Introduce sign language for key words of your choice from sign language sheet for your song. Use as few or as many as you think the children can learn.
5. Sing and sign the song. Sign language as well as large format lyrics and sheet music are found in the PFI Unit Songbook or online.
6. If desired, play the Song Game.

Optional TAKING IT TO OTHERS Activity: Presenting and Singing the Song

1. Sing and sign the song, encouraging the watching children/parents to join in.
2. Ask the class some of the questions listed below. The Bible Truth Connection Question is particularly good to help them understand how the song ties in with the Bible Truth.

All Things

All things, yes, all things,
And we know that in all things, God works for the good,
Of those who love Him, Who have been called,
Called according to His purpose.

(But why? What was God doing for His people?)

For those God foreknew, He also predestined, He predestined,
To be conformed, to be conformed, To the likeness of His Son.

(But why? What was God doing for Jesus?)

That He, That He might be, The firstborn among many, many,
Of many, brothers, so He might be, Firstborn of many brothers.
Romans Eight, twenty-eight and twenty-nine.

Listen to it on PFI NIV Songs 8, Track 18

Song Game: Big Voice, Little Voice

Materials

Song
Sign language signs used in the song printed out onto little cards
Blindfold

Preparing the Game

None.

Playing the Game

1. Practice the song and signs until the children know them well. Then tell them: "Children, we are going to hide a sign language sign and see if one of you can find it... with a little help from the rest of us!"
2. Choose someone to be "It" and blindfold them. Choose another child to hide one of the sign language cards. When it's hidden, "It" can remove the blindfold and begin to look.
3. The rest of the children will sing the song in a louder voice when "It" gets closer to the hidden sign and quieter when "It" gets further from the sign.
4. When "It" finds the hidden clue, another "It" is chosen and play begins again.

Game continues as number of questions, time, and attention span allow.

STORY REVIEW

Directions: Read and discuss Bible Truth, using a FEW of the questions. Play game. Feel free to modify the game to fit your children.

General Story Questions

1. Why were Titus' parents leaving Nepal? *Couldn't make enough money to live off of.*
2. Where were Titus' parents moving to? Why? *Darjeeling, India. They had heard there were good jobs in the tea gardens.*
3. Who did Titus' parents dedicate Titus to? What did they hope they would do for Titus? *To the Hindu gods. They hoped they would bring glory to their names and bless and protect Titus.*
4. What happened to Titus when he was 12 years old? *His eyes became to hurt and he became blind.*
5. Who did Titus' parents call to help Titus? Was he able to help Titus? *The witch doctor. No.*
6. What else happened to Titus after he became blind? *His parents died.*
7. Why didn't the Hindu gods help Titus? *They weren't real gods. They were just idols.*
8. What did the teachers at the Mission School teach Titus? *To read and write Braille; to make furniture; the good news of Jesus.*
9. Why did Titus feel so lonely at the Mission School? *No parents; no villagers he knew; no Hindu gods he was used to.*
10. After Titus became a Christian, what did he start to read a lot? *The Bible in Braille.*
11. What is different about the way you read a Braille Bible than our Bible? *You read with your fingers.*
12. What did Titus do after he learned his Bible well? *Began to teach students the Bible at the school.*
13. Where did Titus go to tell others the good news of Jesus? *All over Darjeeling and Nepal.*
14. What sort of dangers did Titus face as he spread the good news of Jesus? *Jungles, robbers, wild animals, raging rivers, narrow, dangerous mountain trails, dynamite, all without his sight!*
15. How did God use Titus' blindness for Titus' good? *He used it to bring Titus to know Him as his Savior. He used it to show Titus how much he could trust God to care for Him.*
16. How did God use Titus' blindness for His own glory? *When people saw how God protected Titus, they could not help but be amazed at how great He was. They wanted to know more about Titus' God.*

Bible Truth Connection Questions

What does this story have to do with our Bible Truth? *God even used Titus' blindness to save him and to show how great He was to protect him through many dangers.*

Bible Verse Connection Question

1. What does the story have to do with our **Bible Verse: Romans 8:28-30**: "And we know that in all things God works for the good of those who love Him, who have been called according to His purpose. For those God foreknew, He also predestined to be conformed to the likeness of His Son, that He might be the firstborn among many brothers. And those He predestined, He also called; and those He called, He also justified; those He justified, He also glorified."?

God foreknew Titus, long before Titus knew Him. He predestined for Titus to be conformed to the likeness of His Son. He planned for all things in Titus' life to work according to this good purpose. And so, God used even Titus' blindness and the death of his parents to bring him to the mission where he would hear the good news of Jesus. He worked in his heart, that Titus would turn away from his sins and trust in Jesus as his own Savior. And, God continued to grow Titus' faith in Him, so that Titus would even trust him to protect him through dangerous mountain roads and from robbers and wild animals, as he told others about Jesus. Titus loved glorifying God by telling of all the good things God had done, even through the hardest things that had happened to him in his life.

Life Application Questions

1. What kinds of things in the lives of God's people might God use to bring greatest glory to Himself? *Answers will vary. Highlight difficult things, weaknesses, etc and how God uses these things to bring greatest glory to Himself.*
2. How can we become one of God's people? *By turning away from our sins and trusting in Jesus as our own Savior.*
3. Do you think it was easy for Titus to trust God with his life? How could he do that? Could you ever trust God as much as Titus? Who could help you do that?

ACTS Questions

1. What is something we can praise God for being that we learned in our story?

Praise God for being the Perfect User of all the things in His people's lives, for their good and His glory.

2. What is something we can confess as sin that we learned in our story?

Confess that many times we complain about hard things that happen to us rather than ask God to use them for our good and His glory.

3. What is something we can thank God for that we learned in our story?

We can thank God for promising to use everything in the lives of His people for His good purposes.

4. What is something we can ask God for that we learned in our story?

We can ask God to work in our hearts, helping us to turn away from our sins and trust Jesus as our own Savior. We can ask Him to use all the things in our lives for our good and His glory.

The Gospel

1. What is the good news of Jesus that Titus loved to tell others? What is the gospel?

God is the good Creator and King of the world. He made people to worship Him and live by His good laws. But we are all sinners who have rebelled against Him. We all deserve death--God's just, eternal punishment for our sins. How terrible! But God has good news for us. In His great mercy, God sent His Son Jesus to earth to save sinners. Yes, Jesus, the perfect Son of God, left His home in heaven and became a man. He lived the perfect life that pleases God. (He's the only one who has ever done that!) He offered it up to God His Father as the perfect sacrifice for sins when He suffered and died on the cross. Then, on the third day, Jesus rose from the dead in victory. He had fully paid for the sins of God's people, so they wouldn't have to! Now all who turn away from their sins and trust in Jesus as their Savior will receive forgiveness of sins and eternal life with God. They will be His very own special people who will know Him and enjoy Him forever. We can be God's people, too, if we turn from our sins and trust in Jesus as our own Savior.

Game: People Pins

Materials

A ball
Paper and marker
10 Safety pins
Masking Tape
20+ Story Review Questions

Preparing the Game

1. Choose 20+ questions for your game from the Story Review Discussion Questions, or make up your own.
2. Use the masking tape to mark bowling pin placement on the floor as well as a bowling line.

Playing the Game

Divide the children into two teams, Team A and B. Team A will line up behind the bowling throw line, Team B will take their places on an x as a bowling pin. Attach with tape or safety pins on each "bowling pin", with number 1 on the person in front and working across the rows from side to side, so that the biggest numbers will be on the last row of "pins". Ask the first child on Team A to come up to the bowling throw line. Have the child roll the ball into the "bowling pins" Whoever is touched by the ball is considered a knocked down pin. The pin numbers on those people are added up. The bowler is then asked a question. If he can answer it correctly on his own, the team gets as many points as the value of the pins knocked down. If he can answer it with the help of his team, then the team gets half the point value. If he answers it incorrectly, it goes to the Team B for the half point value amount for a correct answer. All pins resume their positions, ready for the next player on Team A to bowl. After everyone on Team A has a turn to bowl, the two teams switch places as pins and bowlers.

Play continues until everyone has had a chance to bowl, or as time and attention span allow.

Non-competitive Option

Divide the children into two groups. Set a target point number for whole group, telling them that together they are going to see how many turns it takes to reach the target number. Have one set of children be the bowling pins and the other set take turns bowling. Once one set of children have had a turn, switch out bowling pins and bowlers. Tally number of turns on a piece of paper. When the target number has been reached, start over and try to reach the target number in fewer turns.

Optional TAKING IT TO OTHERS Activity: Quiz Questions

Have the children choose a few of the questions from the game to ask the parents/other children during TAKING IT TO OTHERS time. Help pre-readers by whispering the question in their ear and letting them ask it aloud to the parents/other children.

CASE REPLAY ACTIVITIES

Use this guide to review the Case Story and act it out for others to enjoy!

CASE REPLAY, JR: YOUNGEST CHILDREN

Description: The children will act out the story together, everyone doing the same action/sound effect at the same time. This activity is most suitable for kindergarteners.

Materials

The Case RePlay, Jr. script for younger children

Preparation

1. Read through the script and write in the blanks along the side possible actions/sound effects the children could do to act it out.

Instructions

1. Tell the children that they will be re-enacting the story together as you tell it.
2. As you read the script, lead the children in actions/sound effects to do with you.
3. If desired, you can read the script and stop at certain sentences and ask them what a good action/sound effect would be to act out what you just read.
4. Repeat the re-enactment one or two times more.

CASE REPLAY, SR: OLDER CHILDREN

Description: The children act out the story as a three-scene play. You will narrate it using the Case RePlay, Sr. script and they will act it out (no spoken words, for the most part), with each child assuming a different character's role. This activity is most suitable for first grade and up. You will review the story, then practice it a few times before performing it for others.

Materials

The Case RePlay, Sr. script
White board or other large format paper
Costumes and props

Preparation

1. Prepare for the play by choosing costumes and props for each character in the story. Decorate the area with any scenery props.
2. Write the words "Beginning," "Middle," "End" on a large piece of paper/whiteboard with plenty of space under each heading. You will use this paper to help the children think about the story as a three-scene play, as it is presented in the script.

Instructions

1. Tell the children that they will get to act out the story as a three-scene play, with a beginning, middle and end section. Tell them that before they can act it out, they need to think it out. as you narrate it with your script.
2. Take the children's answers as they recount the story, helping them put key incidents in the right order.
3. If desired, when they have filled in their Beginning, Middle, End, read through your whole (real) script, so they hear exactly what you will have them act out.
4. Then tell the children that it's time to practice acting out the story.
5. Assign parts to each child. If you are using costumes, do NOT give them out at this point. They will be a distraction.
6. Have all the children sit on the floor or in chairs on one side of the "stage," then call the characters up in place as their part in the story comes.
7. As you read the script, guide the children in where you want them to move or do to act it out.
8. After going through the whole script once, give out any costumes and props and act out the script once or twice more.

Optional TAKING IT TO OTHERS Activity: Re-enacting the Story

Read the script as the children act out together (younger) or assuming different roles (older) as the other children or the parents watch.

CASE REPLAY, SR--OLDER KIDS (1ST GRADE AND UP) P.3

Welcome to our play! The name of our story is called: The Case of the Blind, Cliff-Walker.

Our story starts out in 1980 in Nepal.

The characters in our story are: Titus, his mother and father; Villagers; the Witchdoctor; Teachers and students at the Christian Mission school; People of Darjeeling; People of Nepal; and Robbers.

And now we present: "The Case of the Blind, Cliff-Walker."

Scene 1: (Beginning)

Titus' parents packed their things and traveled the narrow, mountain paths of Nepal down to Darjeeling to find work in the tea gardens. Titus' father found a good job and his parents settled into a good life. Before long, Titus was born. Titus' parents had Titus dedicated to the Hindu gods, that he would bring glory to their names and that they would protect and bless him. At first it seemed like the Hindu gods answered Titus' parents prayers. Titus had a happy life for the first twelve years of his life. Then Titus' eyes began to hurt. He slowly lost his eyesight. The village witchdoctor was called in to heal him, but he could do nothing. Titus went completely blind. Not long afterwards, both Titus' parents died. Other villagers take Titus to a Christian Mission School for the Blind in another village in Darjeeling.

Scene 2: (Middle)

At first, Titus was very lonely at the school. He didn't know anyone. He didn't even have the familiar Hindu gods to worship anymore. But soon things improved for Titus. His teachers taught him how to read and write Braille, as well as how to make furniture. Best of all, they told him the good news of Jesus. At first Titus rejected Jesus, but the Holy Spirit began to work in his heart and at last he repented of his sins and trusted in Jesus as his Savior. What great things the Lord began to do in and through Titus! Titus was hungry to learn all that he could about the Bible. After a while, Titus became a teacher at the school himself and taught the children about Jesus.

Scene 3: (End)

This was just the beginning of the great things God did through Titus. Titus began traveling to other nearby villages, then even all over Darjeeling telling people about Jesus. Then, he went to Nepal to tell them about Jesus, too. Even though he was blind, Titus crossed raging rivers, walked narrow, mountain paths, went through jungles with robbers and wild animals to tell others about Jesus. Once, he even was on a path construction workers were blowing up with dynamite and didn't know it. The dynamite blew up; rocks flew everywhere, but not a one hit Titus. The Lord protected him. The Lord used all these things Titus went through for Titus' good and His own glory. When people saw all that Titus did and how the Lord protected them, they wanted to hear the good news of Jesus. They wanted to know more about Titus' mighty God. Many people became Christians because of Titus of Nepal. At last report, Titus is still preaching the good news of Jesus to people in Nepal.

Bible Truth Tie-In:

The Bible Truth we are learning is: **God Uses Everything in His People's Lives for Their Good and His Glory.** God used Titus' blindness to save him and to bring glory to His name. Many saw how God protected Titus through danger after danger and wanted to hear the good news of Jesus, too.

The Braille Bible

Description

Children will make a copy of a portion of Romans 8:28 written in Braille.

Materials

Pencils, colored pencils, markers

1 wooden skewer (long toothpick) per child

Stapler

Preparing the Craft

1. Make a copy of the two pages (frame and words pages) as a double-sided copy, one per child.
2. Make copies of the Braille alphabet.
3. Set out other supplies.

Making the Craft

1. Show the sample of the craft you have made.
2. Have the children turn their papers over so that the backwards words face up.
3. Show them how to rub firmly on each circle (but without tearing the paper). They can turn over the paper and feel the raised dot they have made. Proceed until all dots are made.
4. Color in the frame.

Optional **TAKING IT TO OTHERS** Activity: Craft Presentation

If you are presenting the craft to other children or parents the children can hold up their crafts (or your model craft) and read their Bible Truth Connection answers to explain the importance of the craft.

CASE CRAFT**Discussion Guide****Instructions:**

As the children are settled into making their craft, ask them these questions to help them understand the craft's significance. Use the answers provided to guide the children's answers.

Discussion Questions

1. Where did Titus go to school? *At the Christian Mission School for the Blind in Darjeeling.*

2. What sad things happened that caused him to be sent to that school? *He had become blind when he was twelve years old and his parents died, leaving him without family.*

3. What good thing did God bring about by Titus going to school there?
Titus heard the good news of Jesus and was saved. He learned Braille and spent long hours reading the Bible because He wanted to learn God's Word so much.

4. What is Bible Truth that we are learning?
God Uses Everything in His People's Lives for Their Good and His Glory.

5. What does our craft have to do with our Bible Truth: God Uses Everything in His People's Lives for Their Good and His Glory?
As Titus read his Braille Bible, he read God's promise to do this. God gave him courage to believe His promises and even believe that He would use his blindness for His great purposes.

6. What can our craft help us remember?
When we read God's Word, God's Holy Spirit can use it to encourage His people about how He will use all things for their good and His glory.

TAKING IT TO OTHERS**Craft Presentation****Instructions:**

Have children hold up your model craft/their crafts. Choose five children (or you say) the five sections below to explain the craft's importance.

Presentation:

1. Our craft is: The Braille Bible.


2. At the Mission School in Darjeeling, India, Titus became a Christian and spent long hours reading and learning the Braille Bible because he wanted to learn God's Word so much.

3. Our Bible Truth is: God Uses Everything in His People's Lives for Their Good and His Glory.

4. As Titus read his Braille Bible, he read God's promise to do this. God gave him courage to believe His promises and even believe that He would use his blindness for His great purposes..

5. Our craft can help us remember that when we read God's Word, God's Holy Spirit can use it to encourage His people about how He will use all things for their good and His glory.

Note: Even non-readers can participate in presenting the craft, if you will whisper what they are to say in their ear and let them say it aloud for the others to hear.



Я о м а н с

8 :8 8

l n a l l t h i n g s

G o d o b w o r k s f o r


t h e g o o d o f

t h o s e w h o l o v e

H i m

Braille Alphabet


(only use large dots)



2



8



BEFORE CLASS:**1. PICK YOUR PERSON**

VIPPs can be anyone in your church! Typically, they fall into 6 categories: Church staff, Elders, Deacons/deaconesses, Special Volunteers (people who aren't paid, but spend a lot of time helping out in particular ways), Supported Workers (a.k.a. missionaries), and Church Members.

2. GATHER YOUR FACTS

Use the VIPP Information Sheet to write down the facts about your VIPP. The information on this worksheet is used in the VIPP activities, listed in the "Choose an Activity" section below.

DURING THE ACTIVITY:**1. INTRODUCE YOUR VIPP**

Introduce your VIPP to the children, using the VIPP Information Sheet. Fill in a set of VIPP Clue Cards with the information for your VIPP. If desired, you can even have the actual person come into class for the children to meet.

Need help describing what someone does for the church in a kid-friendly way? Click on the list of common VIPPs and how to describe what they do to kids. See if your VIPP is one of these. It may save you some time.

2. PRAY!

Lead the children in praying for the VIPP. Ask the children if they would like to pray for one of the VIPPs prayer requests. Even non-readers can pray for the VIPP if you whisper the prayer request in their ear, then let them say it aloud. Never force a child to pray!

3. CHOOSE AN ACTIVITY

There are two activities you can use to help the children learn about the VIPP:

VIPP Clue Cards: These are 9 coloring sheets in which children fill in the 9 things they learn about the VIPP from the VIPP Information Sheet. Photocopy a set of each child. Use as few or as many of these Clue Cards as you desire.

VIPP Game: This is a game that uses a set of Clue Cards for one or two VIPPs.

Choose a VIPP and fill in his/her information on the VIPP Information Sheet. Fill in a set of VIPP Clue Cards with the information for your VIPP. Tell the children about the VIPP, having them fill in the VIPP Clue Cards with the key facts as they learn them. Write any words the children need to write on a white-board or other piece of paper so they can see how to spell them. Help younger children write these words on their clue cards. Ideas for how to tell the children about many common VIPPs are listed at praisefactory.org with the resources for this Bible Truth.

Optional TAKING IT TO OTHERS Activity: Introduce and Pray for the VIPP

If you are presenting the VIPP to other children or parents you can assign children to hold up the 10 clue cards and say what each card tells about the VIPP. (Or, you can have the children hold them up as you tell what each one means.) Then lead the children in praying for the VIPP.

Game: Over, Under and Throw

Materials

Information Sheet for one VIPP

2 Set of Clue Cards

8 8.5" x 11" Manilla Envelopes

Nerf Ball or other soft ball for indoor use

Box or basket big enough for the envelopes to fit in and the ball to land in.

Preparing the Game

1. Fill in one set of clue sheets for the VIPP you are using.
2. Tape the other (blank) set of Clue Cards to the outside of the manilla envelopes.
3. Put the filled-in clue cards in the corresponding envelope.
4. Put all the Clue Cards envelopes in a bag, except for the ones with the names and pictures of the VIPPs.
5. Place the envelopes in the basket, a good shooting distance from where the child at the head of the line will stand.

Playing the Game

Reveal: Tell the children about the VIPP, showing them your filled-in clue cards as you tell about them.

Review: Have the children line up, all facing forward. Give the ball to the last child in line. At your signal, have them pass the ball to the next child with an overhead pass; then that child passes the ball through the legs of the next child, etc. until the ball reaches the first child. The first child in line then tries to make a basket. If he succeeds, he gets to go up and pick out an envelope to open. The teacher (or the child) tells the Clue Card category. The other children try to remember what the VIPP's answer was. Open it up and see if they got it right. If they did, the Clue Card is retired. If not, it can be added back with the Clue Cards in the basket. Game continues until all the envelopes have been retired or as time or attention span allows.

VIPP INFORMATION SHEET

VIPP NAME:

WHAT VIPP LOOKS LIKE

Man or Woman? _____

Hair color? _____

Eye color? _____

FAVORITE ANIMAL

FAVORITE FOOD

FAVORITE FREE TIME ACTIVITY

WHAT VIPP DOES DURING WEEK

VIPP GROUP OF SERVICE:

Church Member

Deacon

Elder

Church Staff

Special Volunteer

Supported Worker
(Missionary)

3 WAYS VIPP SERVES CHURCH

**3 WAYS TO PRAY FOR
THE VIPP**
