

BIBLE TRUTH 2, LESSON 2: PLANNER/OVERVIEW

GETTING STARTED: Welcome and Opening Songs (*introduce unit and get kids moving with these songs*)

Welcome to Praise Factory: PFI: Praise Factory Investigators Theme Song *PFI ESV Songs 8 CD, Track 1*

Rules to Help Us Worship God and Love Others: WoGoLOA Classroom Rules Song
PFI ESV Songs 8 CD, Track 2

Big Question Under Investigation: Big Question 8 Songs *PFI ESV Songs 8 CD, Tracks 3,4*

Big Question Bible Verse: 1 Chronicles 16:34 Song: *PFI ESV Songs 8, Track 5*

Extra Bible Verse: Lamentations 3:22-23, ESV Song: The Steadfast Love of the LORD *PFI ESV Songs 8, Track 6*

DIGGING DEEP DOWN: Key Concept and Story (*introduce the Bible Truth and tell the related story*)

Bible Truth 2: God Loved His People Before They Loved Him

Bible Truth Hymn: Oh, How I Love Jesus, v.1 *PFI ESV Songs 8, Track 9*

Bible Verse: Ephesians 1:4-6

Bible Verse Song: For He Chose Us *PFI ESV Songs 8, Track 10*

Lesson 2 Story of the Saints: The Case of the Doctor Who Needed Patience

TAKING ACTION: Response Activities (*choose from among these activities*)

Snack and Discussion Planner: The Bible Under the Pillow

ACTS Prayer: Prayer Sheet

Bible Truth Review: Discussion Questions and Game: Circus Lions

Bible Truth Hymn: Oh, How I Love Jesus, v.1 *PFI ESV Songs 8, Track 9*

Song, Sign Language and Song Game: Sign It, Say It, What Does It Mean? **PFI ESV Songs 8 BOOK or ONLINE**

Bible Verse Review: Ephesians 1:4-6 Discussion Sheet and Game: Bowling Ball Verse

Bible Verse Song: For He Chose Us Ephesians 1:4-5 *PFI ESV Songs 8, Track 10*

Song, Sign Language and Song Game: Pass the Secret Sign **PFI ESV Songs 8 BOOK or ONLINE**

Story Review: Discussion Questions and Game: Egg Toss

Case Replay, Jr: Drama Activity for Youngest Children (children do same story actions together)

Case Replay, Sr: Drama Activity for Most Children (children re-tell story with individual parts)

Craft: The Book Under the Pillow

VIPP (Very Important Prayer Person) Prayer Time: Coloring Sheets (back of book) & Game: Over, Under & Throw

TAKING IT HOME: Take Home Sheet for Review and Family Devotions

PFI Pronto: Bible Truth 2, Lesson 2 **PFI ESV Prontos 8 BOOK or ONLINE**

The Case of the Doctor Who Needed Patience

Our story is called:

The Case of the Doctor Who Needed Patience.

As you listen to the story, see if you can figure out:

1. Who was the doctor who needed patience? Who needed to be patient with him? How?
2. What did the Lord do to bring the change that was so patiently waited for?

This story doesn't take place in Bible times. It starts out around 1839 in Scotland.

William put the last of his things into the big, leather trunk. "Wait, William! Don't close it! I have something else for you to take with you," his mother said. She placed a beautiful, new Bible in his hands. He opened it up to the cover page and saw she had written her name, his name and a Bible verse.

"You'll need this, William," she told him. "You're just seventeen years old. Edinburgh is a big city compared to Montrose. You will enjoy many new things while you study at the university there: new friends, teachers, and things to do. There will be new temptations, too. Read your Bible! Don't forget what I've taught you about God. And remember: I will be praying for you."

She placed the Bible in the trunk and William shut it. They said their farewells and he was off. William's mother loved her son so much! She had cared for him well these past seventeen years. She knew God's love and wanted William to know it, too. Many times she had told him the amazing story of God's love for sinners. She told him how all people had rebelled against God and His good ways. How they no longer had hearts of love for Him and deserved God's never-ending punishment for their sins. Yet God loved His sinful people and chose to save them even though they did not love Him. He sent His Son Jesus to die on the cross and take the punishment for sins for all who would ever believe in Him and turn from their sins. His Holy Spirit would live in their hearts, giving them faith and love for God. They would get to go on loving and enjoying Him forever. What was the verse she had taught him? "For God so loved the world that He gave His one and only Son that whoever would believe in Him would not perish but have eternal life." How she wanted him to believe in Jesus! How she wanted him to know this God who

loved first!

William thought Edinburgh was amazing. He walked up and down the hilly, cobblestone streets, looking at the tall, stone houses, stately government buildings, many shops and markets all a-bustle with buyers and sellers. Most breath-taking of all, was the magnificent Edinburgh Castle that rose high above the city at the top of the steep street called the Royal Mile.

Life in Edinburgh was everything William's mother said it would be: full of opportunities and temptations! William was studying to be a doctor. Here at the University of Edinburgh he was getting to learn from some of the finest doctors of his time.

But unfortunately, these men taught him more than just medicine. They didn't believe in God and looked down on anyone who did. William wanted to please these men, so he chose to reject Him, too. He would nothing to do with the God who loved first.

Then there were William's new friends. These were all very smart, but they chose to do many foolish things. They spent their time getting drunk and doing other bad things. William wanted to please his new friends, so he started doing what they did. Before long he craved whiskey so much that he sipped on a drink almost all the time.

Whiskey was expensive and William was poor. He started selling anything he could to the pawn shop for money to buy whiskey. "I certainly don't need this Bible my mother gave me," he decided, scooping it up with other things to take and sell. "It looks as good as new. It should be worth a lot," he thought.

Whiskey got the better of many university students. They drank so much that they couldn't keep up with their studies and had to leave; but not William. William

Story-telling Tips

Ahead of time:

1. Read the Bible verses and story. Pray!
2. Create story cue cards on index cards (or highlight text).
3. Practice telling story dramatically, timing your presentation. Shorten, if necessary to fit your allotted time.
4. Decorate area with story props that help bring your story alive.

During your presentation:

1. Maintain as much eye contact as possible as you tell the story. Point to/use props at important points in the story. Include the kids in your story with a few questions about what they think will happen or words/concepts that might be new to them.
2. Watch the kids for signs that their attention span has been reached. Shorten, if necessary.

kept studying right along with his drinking. He finished as one of the very best students in the school. He went to work at the most important hospital in Edinburgh and soon became their best doctor. He was known for saving the lives of patients no one else could help. He became very rich and very proud. His favorite sound was the rattling of the emergency room carts made as a badly wounded person was rolled into the hospital. "Here's another chance for me to beat death with my own great skill," he told himself.

William wasn't just proud of his skill as a doctor. He was proud all the time. He wanted nothing to do with God. In school, he had chosen to forget about God, but now he outright scorned Him. He joined the Infidel Club, a club for atheists (people who do not believe in God at all). They enjoyed making fun of Christians and doing bad things the Bible said was wrong. William was particularly good at mocking God and soon became one of the club's leaders.

William had convinced himself that there was no God Who Loved First, but he was wrong. That wonderful God was still very much alive and at work-- even loving William. He had loved William before He created the world. He loved William when before William was born He loved William when his mother told him the good news of Jesus. He even loved William now as he mocked Him. And one day--just the right day--William was going to know this.

That right day came when a man, crushed in an accident at work, was rushed into the hospital. The man looked hopelessly hurt. Dr. William Mackay was called for. Perhaps he could cheat death again as he had so many times before.

William took one look at the man and knew not even he could help. William looked at the man's face. It was filled with suffering, yet there was something else he saw that surprised him: a look of peace. William couldn't make sense of it. Never had he seen this look on such an injured man in all his years of doctoring.

"Tell me, doctor, how bad is it" the man asked.

"You'll be all right," William said, untruthfully.

"No, doctor. Tell me the truth. I want to know if this is life or death," the man insisted. "I'm not afraid to die. I am ready. I trust in the blood of the Lord Jesus Christ. If I

have to die, I know I am going to be with Him."

William told him the truth: "You have no more than three hours to live."

Most men would have broken down in fear with these words, but not this man. Once more William could hardly believe what he saw. Not even this news broke the peace on this man's face.

"Thank you, doctor," was all he said.

"Is there anything you would like us to do for you?" William asked, with unusual kindness.

"Yes! Here in my pocket is my money. Could someone please take it to the lady I rent my room from and pay her. And could they ask her to send me the book?"

"What book is that?" the doctor asked.

"Oh, just the book," the man said. "She will know."

William asked a hospital worker to carry out the dying man's wishes. He went to care for other patients, couldn't stop thinking about the dying man's face and words: "I am ready to die, doctor. I trust in the blood of the Lord Jesus Christ." Ready to die because of Jesus? You could tell he truly believed it by the way he was dying. And what was this book he wanted?

At last William went back to find out what happened. Did the man get his book before he died? "What happened to the man who had the terrible accident?" he asked the nurse.

"He died a few minutes ago," she replied.

"And did he get his book?" William asked. "What kind of book was it? A bank book that told how much money he had?"

"Yes, he got it. Just before he died. It's there, under his pillow, see for yourself," she answered.

William lifted up the dead man's pillow and pulled out the book. It was a Bible. It looked so familiar. He opened the cover and gasped at what he saw: there was his mother's name, his name and a Bible verse, written in his own mother's handwriting. This was his Bible! The Bible he had sold for whiskey long ago.

William didn't miss God's love in all this. Surely there was a God Who Loved First. Surely He had loved William all these years that William had rejected and mocked him. William's hard heart thawed in that moment. His heart was filled with shame over his sin and how he had treated God and wasted the life He had given him.

Overcome with sadness and grief, William tucked the Bible in his coat and hurried to his private office. He fell on his knees and prayed to God: "Please forgive me, God. Please have mercy on me!" he cried.

What were the words he had heard his mother tell him so long ago? "For God so loved the world that He gave His one and only Son, that whoever believes in Him will not perish but have eternal life." This was the God Who Loved First. He had sent His Son Jesus to die for sinners who believe in Him—even for terrible sinners like himself. Right then and there, he trusted in Jesus as his own Savior. He was forgiven his sins and filled with the Holy Spirit. Oh, such peace, oh, such joy William knew at that moment! For now at last, he knew the God Who Loved First. William's heart filled with love for Him in return. This was life as it was meant to be! Eternal life: knowing God and His Son Jesus Christ! And this he would get to enjoy forever and ever.

After a few years, William stopped being a doctor and became a preacher. He wanted to spend all his time telling people about this amazing God Who Loved First. He wanted them to know that even if they had been terrible sinners like he had, that they could still turn to Him, confess their sins, trust Jesus and be saved. Then they could have the great delight of loving Him and knowing Him, too.

Cracking the Case:

It's time to answer our Case Questions.

1. Who was the doctor who needed patience? Who needed to be patient with him? How? Dr. William Mackay. His mother. She needed to patiently wait for the Lord to answer her prayers and hopes that her son would be saved.

2. What did the Lord do to bring the change that was so patiently waited for? He used the very Bible that she had him take with him to school.

Something For You and Me

Our Bible Truth is:

God Loved His People Before They Loved Him

Our Bible Verse is: Ephesians 1:4-6:

"For He chose us in Him, before the foundation of the world, to be holy and blameless in His sight. In love He predestined us to be adopted through Jesus Christ for Himself, according to His favor and will, to the praise of His glorious grace that He favored us with in the Beloved."

What about you and me? Have we done sinful things? Have we dishonored God or mocked Him? Could the God Who Loved First love us? Yes, He could! Yes, He will! Whoever confesses their sins to Him and trusts in Jesus as their Savior, He promises to forgive their sins and make them one of His own, special people. The Holy Spirit will come and live in them and fill their hearts with joy and peace, too. They can love Him who loved them first forever and ever, just like William. Let's praise this God Who Loved First. Let's ask Him to work in our hearts, that we might know Him and love Him more and more.

Close in prayer.

Closing ACTS Prayer

A God, we praise You for being the great Lover of Your sinful people through Christ. You loved them long before they turn from their sins and love You.

C God, we confess that many times, like William, we know the good news of Jesus, but choose to do things our own way. We need a Savior!

T God, we thank You for not loving Your people based on their own goodness, but on Your love for them through Jesus. Thank You that You can turn even the most rebellious, unbelieving heart to know and love You.

S God, work in our hearts that we might turn away from our sins and trust in Jesus as our Savior. Work in the hearts of others we know that do not believe in Him.

ACTS PRAYER ACTIVITY

Use this sheet to write down your ACTS Prayer

Instructions:

Use this sheet to help the children apply the Bible Truth into a prayer. You can use the ACTS provided or even better, have the kids think of their own applications. Also have the children add their personal requests to the prayer, too. Lead the children in the prayer or let them pray sections, with your help. Never force a child to pray! Non-readers can participate by you whispering a section of the prayer into their ear and allowing them to pray it aloud for the group.

ADORATION:

God, we praise You for being the One who loves Your people long before they love You!

God, we praise You for being.....

Add your own Adorations:

CONFESSION:

God, we confess that we are all sinners who have rebelled against You and Your wonderful love. We do not deserve to be Your people, but if we are to be Your people, You will have to save us. We need a Savior!

God, we have sinned against You....

Add your own Confessions:

THANKSGIVING:

Thank You, God for planning to save Your people from even before they were born, even before You created the world! Nothing would stop You from making them Your people!

God, we thank You for...

Add your own Thanksgivings:

SUPPLICATION:

God, work in our hearts. Help us to turn from our sins and trust in Jesus as our Savior. Make us Your people, who love, obey and enjoy You now and forever.

God, we need Your help...

Add your own Supplication:

SNEAKY SNACK

Can you figure out how this snack relates to the story?

Snack: The Bible Under the Pillow

Graham cracker “Bed” with whipped cream sprayed over top quarter “pillow” with piece of chocolate “Bible” underneath it. Could also use a thin coat of marshmallow fluff or a big marshmallow for pillow.

This is only a suggestion. Feel free to modify. Be mindful of allergy issues among your children!

Case Tie-in: When William MacKay found his old Bible under the dying man’s pillow, he at last turned away from his rebellious ways and trusted in Jesus as his Savior. Now even he had become one of God’s dearly loved, chosen and adopted people! How grateful he was!

SOUL FOOD

Food for thought during snack time

1. What does the snack have to do with the story?

Choose a few questions from the other activity discussion sheets to talk about during this snack time.

2.

3.

4.

5.

6.

7.

Directions: Read and discuss Bible Truth, using a FEW of the questions. Play game. Feel free to modify the game to fit your children.

God Loved His People Before They Loved Him

Even before God created the world, He loved His people. Even back then, He knew all about them. He knew that they would be sinners like everyone else. He knew they would all rebel against Him and deserve His punishment for their sins.

Yet even though He knew all this about them before even a single one of them was born, He loved them deeply and wanted them to be His people. He chose to set His love upon them in a special way. He chose to send His Son, Jesus, to pay for their sins. He chose that by the Holy Spirit, He would give them faith in Jesus, and through that faith, He would forgive their sins. He would give them each a new heart to love and obey Him. They would be His special people--a countless number from every language and people on earth, who would live to enjoy Him and praise His amazing love forever.

We can know God's love and be His dearly loved people, too, when we turn from our sins and trust in Jesus as our Savior.

Understanding the Bible Truth

1. Who did God love even before He created the world? *His people.*
2. What did God know about His people, even back then? *Everything about them. He knew they would all rebel against Him.*
3. What was God's love for His people like? *The deepest of loves.*
4. What did God's people deserve for their sins against Him? *Eternal punishment, just like all other people.*
5. What did God chose to do for His people? *To set His love upon them in a special way. Chose to send Jesus at just the right time to pay for their sins; chose to give them new hearts to love and obey Him; chose to make them His special people.*
6. What are God's people like? *A countless number from every language and people on earth.*
7. What do God's people get to do? *Forever enjoy God's fellowship and sing the praises of His amazing love and mercy.*
8. How can we know God's love and be His dearly loved people, too? *By turning from our sins and trusting in Jesus as our Savior.*

Bible Truth Story Connection Questions

1. How did God show His love for William even before William loved Him? *He gave William a mother who loved God, taught him about Him, prayed for him and gave him a Bible. He perfectly planned for the dying man to have William's Bible when he died, so William would find it. He softened William's heart when he saw the Bible, convicted him of his sins and gave him faith in Jesus.*

Bible Verse Connection Question

1. What does our Bible Truth have to do with our **Bible Verse: Ephesians 1:4-6**: "For He chose us in Him, before the foundation of the world, to be holy and blameless in His sight. In love He predestined us to be adopted through Jesus Christ for Himself, according to His favor and will, to the praise of His glorious grace that He favored us with in the Beloved.?"

Before the beginning, God already knew and loved His countless number of people. He loved them not because of their own goodness, but in Christ. Through the forgiveness of sins He would give to them through His own Son. He made them His sons so that they would live to enjoy His fellowship and sing the praises of His amazing love and mercy forever. And He has done it all because it was His pleasure. It has happened perfectly, because it is His will.

Life Application Questions

1. Can we be God's people, loved long before we have loved Him? How? *Yes! When we confess our sins to God; turn from them; and trust in Jesus as our own Savior.*
2. How does knowing about God's love from before the creation of the world encourage us about people who have not yet trusted in Jesus as their Savior? *We can know that no matter how much they seem to reject the good news of Jesus, God is able to turn their hearts to Him and save them.*

ACTS Questions

1. What is something we can praise God for from this Bible Truth? *Praise God for His Special Love for His people that loved them first.*

2. What are sins we can confess to God because of this Bible Truth?

Confess specific ways that we have not loved God in what we've thought, said and done.

3. What is something we can thank God for because of this Bible Truth?

Thank God for choosing to love His people even though He knew they would rebel against Him.

4. What is something we can ask God for because of this Bible Truth?

We can ask God to work in our hearts that we would want to turn away from disobeying Him and trust in this wonderful Jesus as our own Savior. Ask God remind us each day of the good things He gives us. Ask Him to make us grateful for them and thank Him for them and help us to glorify Him in the way we use them.

The Gospel

1. How could God love His people, even though He knew they would be sinners? What was His great plan? What is the gospel?

God is the good Creator and King of the world. He made people to worship Him and live by His good laws. But we are all sinners who have rebelled against Him. We all deserve death--God's just, eternal punishment for our sins. How terrible! But God has good news for us. In His great mercy, God sent His Son Jesus to earth to save sinners. Yes, Jesus, the perfect Son of God, left His home in heaven and became a man. He lived the perfect life that pleases God. (He's the only one who has ever done that!) He offered it up to God His Father as the perfect sacrifice for sins when He suffered and died on the cross. Then, on the third day, Jesus rose from the dead in victory. He had fully paid for the sins of God's people, so they wouldn't have to! Now all who turn away from their sins and trust in Jesus as their Savior will receive forgiveness of sins and eternal life with God. They will be His very own special people who will know Him and enjoy Him forever. We can be God's people, too, if we turn from our sins and trust in Jesus as our own Savior.

Game: Circus Lions

Materials

Optional funny wig, glasses, hat, etc.
Hula hoop, etc.
Bible Truth Questions

Preparing the Game

1. Choose 20+ questions for your game from the Bible Truth Discussion Questions, or make up your own.
2. Write the Bible Truth questions on small thin strips of paper (or make a photocopy of the Bible Truth Discussion Questions and simply cut them into strips) and put them in the bag/bowl.

Playing the Game

Tell the children that they are circus lions. Have them get on all four and roar and roam like lions. Have them “jump” through a hula hoop, etc. Then tell them they are getting very, very sleepy and must lie down...on their backs... in their den. Tell them that sleeping lions lie very still, make no noise, and keep their eyes open! Tell them that you are the Lion Trainer and are trying to wake up the Sleeping, Lazy Lions to perform in the circus. Any lion that makes a move, a sound or smiles will have to get up! Put on your funny wig, glasses, hat, etc. and make your rounds, trying to catch the lions moving, making noise or to make them smile. Lions who are caught are asked to answer a question correctly as their circus trick to before they can go back to their den. Have one of the lions caught to pick a question. Read it to the whole class and take their answers. If they don't get it right, then the child/children must stay out until the next round and next correct answer. If desired, let some of the children take turns being the Lion Trainer.

Game continues as number of questions, time, and attention span allow.

Non-competitive Option

Let all the caught lions join back into the circus, even if the class answers a question incorrectly. Put the question back in the bag for further review.

Optional TAKING IT TO OTHERS Activity: Quiz Questions

Have the children choose a few of the questions from the game to ask the parents/other children during TAKING IT TO OTHERS time. Help pre-readers by whispering the question in their ear and letting them ask it aloud to the parents/other children. Make sure you read the Bible verse aloud before you ask your questions.

Directions:

1. Write words to song in large print before class.
2. Play the song for the children, helping them follow along on the song sheet.
3. Discuss the song, using a few questions from the discussion sheet. *Don't use them all!*
4. Introduce sign language for key words of your choice from sign language sheet for your song. Use as few or as many as you think the children can learn.
5. Sing and sign the song. Sign language as well as large format lyrics and sheet music are found in the PFI Unit Songbook or online.
6. If desired, play the Song Game.

Optional TAKING IT TO OTHERS Activity: Presenting and Singing the Song

1. Sing and sign the song, encouraging the watching children/parents to join in.
2. Ask the class some of the questions listed below. The Bible Truth Connection Question is particularly good to help them understand how the song ties in with the Bible Truth.

Oh, How I Love Jesus

Verse 1

There is a name I love to hear,
I love to sing its worth;
It sounds as music in my ear,
The sweetest name on earth.

Oh, how I love Jesus,
Oh, how I love Jesus,
Oh, how I love Jesus,

Listen to it on PFI ESV Songs 8, Track 9

Understanding the Song

1. What does is the name the singer loves to hear? *The name of Jesus.*
2. What does the singer love to sing about and what does that mean? *The worth of the name of Jesus. Worth means what is good and valuable about it.*
3. What does Jesus' name mean and how does that tell us of its worth? *It means 'Yahweh saves.' It is of greatest worth because we all are sinners, deserving eternal punishment for our rebellion against God. We never can never save ourselves from this punishment. Only Yahweh, who sent His Son, Jesus to live a perfect life and offer it up on the cross as the perfect sacrifice for sins could do what was needed to save us. Jesus' name tells us of this greatest act of love that Yahweh did for all who would ever turn and trust in Him. There is nothing worth more than the name of Jesus!*
4. What does it mean that Jesus' name sounds like music in the ear? *Not that it sounds like someone singing. It's an expression meaning something is really good news.*
5. What does 'sweetest name on earth' mean? *Not sweet-tasting like sugar. Sweetest also mean the best. Jesus' name is the best name on earth.*
6. What makes Jesus' name the best on earth? *He alone could save sinful people from the eternal punishment they deserve.*
7. What does the singer love Jesus? Why is that so important to him? *Because Jesus first loved him. The Bible tells us that God loved us while we still were sinners, living in rebellion and hatred of Him. He sent Jesus to die for His sinful people before they loved Him. When the Holy Spirit worked in their hearts, they each came to believe in Him, love Him, and turn and live their lives for Him. Without Him first loving us, we would never have chosen to love Him! The singer is so grateful for God's loving him first!*

Bible Truth Connection Question

1. How does this song relate to our **Bible Truth: God Loved His People Before They Loved Him**? *Through Jesus, God loved His people before they loved Him. He loved them while they were still sinners. He loved them even before the creation of the world. This makes God's people so happy! They know that their sinful hearts would never choose God if He had loved them and chose them first. They know without God choosing to send Jesus to save them from their sins, they would never ever know God. This makes the name of Jesus the sweetest name on earth.*

Story Connection

1. How does this song relate to today's story? *William certainly did not love Jesus first. He turned away from Him and even mocked Him. Yet, Jesus did love William first. At just the right time, He sent the dying man with William's Bible into his life. He softened William's heart and gave him faith to trust Him as his Savior. There was no sweeter name on earth to William. He loved Jesus so much that he stopped being a doctor so he could spend all his time telling others about Him.*

Bible Connection Question

1. What does this hymn have to do with our Bible Verse: **Ephesians 1:4-6**: "For He chose us in Him, before the foundation of the world, to be holy and blameless in His sight. In love He predestined us to be adopted through Jesus Christ for Himself, according to His favor and will, to the praise of His glorious grace that He favored us with in the Beloved."?

God's people love Jesus because they know that in Him, God loved them long before they loved Him. He even loved them and planned for them to be His dearly loved, adopted children from before the creation of the world. God's people know that even in "scenes of deepest gloom" (hard or sad times) that God's plans stand firm. They do not need to murmur or repine (complain or stay sad) because the Lord is leading them. His plans are good and they are unfailing. God's people can be content because they know that His plans will succeed and one day they will see just what great things He was doing, even through their hardest or saddest of days.

Life Application Questions

1. How can God's people be affected by the message of this song? *They can praise God for loving them first when they were still sinners in rebellion against Him; for loving them even before He created the world. They can thank God for making them His adopted children. They can ask Him to fill their hearts with greater delight in Him and all He's done for them. They can ask Him to help them to live obedient lives that please Him.*

2. How can we become one of God's people? *By turning away from our sins and trusting in Jesus as our own Savior.*

ACTS Questions

1. What is something we can praise God for from this hymn?

Praise God for being the Lover of His people, long before they loved Him.

2. What are sins we can confess to God from this hymn? *That we, like all people, do not love God on our own. We have all chosen to do things our own way. Only through Jesus do any of us ever love God.*

3. What is something we can thank God for from this hymn?

We can thank God sending Jesus to save His people from their sins.

4. What is something we can ask God for from this hymn?

That God would work in our hearts that we might turn from our sins and trust Jesus as our Savior. We can ask Him to fill our hearts with love for Him and with thankfulness for what God has done His people through Jesus.

Gospel Question

1. Why do people not love God? How can anyone be forgiven for their lack of love for God? What is the gospel?

God is the good Creator and King of the world. He made people to worship Him and live by His good laws. But we are all sinners who've rebelled against Him. We all deserve death--God's just, eternal punishment for our sins. How terrible! But God has good news for us. In His great mercy, God sent His Son, Jesus to earth as a man to save sinners. He lived the perfect life that pleases God. (He's the only one who's ever done that!) He offered it up to God His Father as the perfect sacrifice for sins when He suffered and died on the cross. Then, on the third day, Jesus rose from the dead in victory. He had fully paid for the sins of God's people, so they wouldn't have to! Now all who turn away from their sins and trust in Jesus as their Savior will receive forgiveness of sins and eternal life with God. They will be His very own special people who will know Him and enjoy Him forever. We can be God's people, too, if we turn from our sins and trust in Jesus as our own Savior.

Song Game: Sign It, Say It, What Does It Mean?

Materials

Sign Language signs used in song, particularly choose words with important meanings you want the children to learn, such as "grace", "redeem", etc.

Bag or bowl

Preparing the Game

1. Cut out signs and put in bowl.

Playing the Game

1. Practice the song and signs until the children know them well. Then put all the signs we've learned in this bag/ bowl and mix them up.
2. Ask one of the children to choose a sign, but not show it to anyone...but you, if they need some help.
3. Ask the child to do the sign for the rest of the children and see if the other children can guess which one it is. Do the sign with the child, if desired.
4. When the children guess the sign, ask them the meaning of the word. If no one guesses the sign, put it back in the bowl to be picked again.
5. Choose another child to pick a new sign from the bag and continue.

NOTE: You might want to sing the song after you do each word or couple of words.

Game continues as number of questions, time, and attention span allow.

choose a FEW questions for discussion, then choose the game and/or music activity

Meditation Version: Ephesians 1:4-6

"For He chose us in Him, before the foundation of the world, to be holy and blameless in His sight. In love He predestined us to be adopted through Jesus Christ for Himself, according to His favor and will, to the praise of His glorious grace that He favored us with in the Beloved."

Alternate Memory Version: Ephesians 1:4,5

"For He chose us in Him, before the foundation of the world, to be holy and blameless in His sight. In love He predestined us to be adopted through Jesus Christ."

Understanding the Bible Verse

1. Who is He? *The Lord.*
2. Who is the "us" that the Lord chose? *Paul is writing this letter to believers who lived in Ephesus. That is the original "us" who is talked about. But it is true of all God's people—all who will ever repent of their sins and trust Jesus as their Savior.*
3. When did the Lord choose His people? *Before the foundation of the world.*
4. What did He choose them to be? *Holy and blameless in His sight.*
5. Since we are all sinful people, how can we be holy and blameless in God's sight? *Only through Jesus. That's why God's people had to be CHOSEN to be holy and blameless in His sight. He was choosing that they would repent of their sins and trust Jesus to be their Savior. Jesus is holy and blameless. He never did anything wrong. Only He could be a perfect payment for sin. He chose to suffer and die on the cross to take the punishment for all His people's sins. Then they would be holy and blameless in God's sight.*
6. What does predestine mean? *To chose ahead of time that something will happen, without a doubt.*
7. What did God do out of His love for His people? *He predestined that they would be adopted as His sons through Jesus Christ.*
8. Can girls be sons, too? *Yes. Sons means sons and daughters.*
9. What does it mean to be adopted? *To make someone who isn't born their child, their own child, by law. The parent treats this adopted child as his very own, with all the same love and special good things that he would give a child born to him.*
10. How could God adopt His people? By their own good works? By their own holiness and blamelessness? *No. He could only adopt them through Jesus. They were sinful. Only through trusting in Jesus as their Savior and being forgiven of their sins, could God adopt His people.*
11. What is so good about being adopted and treated as sons of God? *God will forever lavish on His people the same love, wonderful closeness and special good things that He lavishes on His Son, Jesus.*
12. Why did God chose to adopt His people? *It was His own pleasure and will. Nobody made Him do this. He just wanted to. It would be to the praise of his glorious grace, given to His people through Jesus.*
13. What is grace? What is glorious about God's grace given through the Beloved (Jesus, God's Son)? *Grace is a gift that we don't deserve. God's grace gives His people everything they need to live for Him and to be saved by Him. They could never deserve for Him to do this because they are all sinners. But through Jesus, God's beloved perfect Son, He gives them His grace. It's glorious grace because it shows just how wonderful God is.*
14. Why is Jesus called the One God loves? Doesn't He love us, too? *God's love for Jesus is different than His love for anyone else. That's because Jesus is God's Son and He has always perfectly loved and obeyed God, His Father. God loves His people through Jesus and because of Jesus. They are all sinners who deserve God's punishment, not His love. Out of His amazing love for us, God sent His one and only Son, Jesus, to offer up His perfect life as the perfect payment for their sins. Jesus paid for their sins so that they could all enjoy God's love, as if they had lived as perfect lives as Jesus. Wow!*

Bible Truth Connection Question

1. What does this verse have to do with the **Bible Truth: God Loved His People Before They Loved Him?** *God loved His people long before they loved Him. He loved them and chose to adopt them as His sons, even before He created the world.*

Story Connection Questions

1. How does this verse relate to our story? *William forgot about God when he went to university; then, even mocked God when he became a doctor. He sold his Bible for whiskey. But God had loved William long before William loved Him. He had even loved William from before the creation of the world. On just the right day, He used the dying man to open William's heart to His love and draw him to confess his sins and trust in Jesus as his Savior.*

Life Application Questions

1. Can we be God's adopted, chosen sons? *Yes! When we confess our sins to God; turn from them; and trust in Jesus as our own Savior.*

ACTS Questions

1. What is something we can praise God for from this Bible Verse?

Praise God for being the Chooser and Saver of His people.

2. What are sins we can confess to God from this Bible Verse?

That we have all turned away from God. We deserve God's punishment, not to be His adopted children! We need a Savior!

3. What is something we can thank God for from this Bible Verse?

We can thank God for sending Jesus to save His people. There is no other way that they could become His dearly loved, adopted people.

4. What is something we can ask God for from this Bible Verse?

We can ask God to work in our hearts that we would want to turn away from disobeying Him and trust in this wonderful Jesus as our own Savior. We can ask Him to make us His dearly loved, adopted children.

The Gospel

1. We are all sinners who could never deserve to be God's people by our own goodness. God knew this from before the creation of the world. What did God plan to do to adopt His people? What is the gospel?

God is the good Creator and King of the world. He made people to worship Him and live by His good laws. But we are all sinners who have rebelled against Him. We all deserve death--God's just, eternal punishment for our sins. How terrible! But God has good news for us. In His great mercy, God sent His Son Jesus to earth to save sinners. Yes, Jesus, the perfect Son of God, left His home in heaven and became a man. He lived the perfect life that pleases God. (He's the only one who has ever done that!) He offered it up to God His Father as the perfect sacrifice for sins when He suffered and died on the cross. Then, on the third day, Jesus rose from the dead in victory. He had fully paid for the sins of God's people, so they wouldn't have to! Now all who turn away from their sins and trust in Jesus as their Savior will receive forgiveness of sins and eternal life with God. They will be His very own special people who will know Him and enjoy Him forever. We can be God's people, too, if we turn from our sins and trust in Jesus as our own Savior.

Game: Bowling Ball Verse

Materials

Bible verse written up in large print so that all can see
10 Plastic bowling pins or empty 2-Liter soda bottles
Playground or foam ball

Preparing the Game

None.

Learning the Verse

Some or all of your children may be non- or early readers. Teach the verse in sections, having them say it after you. Repeat a few times. Add clapping or other movement as they say it.

Directions

1. If desired, lead the children in a discussion of a ***FEW*** of the most important questions before beginning game.
2. Explain the game to them as follows:

Divide the children into two teams. Have everyone say the verse together. Explain to the children that they will take turns trying to knock down bowling pins. The bowler then will recite the verse. If he can do it alone, he gets as many points for his team and pins he knocked down. If he asks for the help of another team member, then their recitation of the verse is worth half the points. If they cannot recite it, someone from the other team can try for the half point value. If a child does not knock over any pins, he can still say the verse for 1 point. The team with the most points at end of play wins.

Game continues until all children get a chance to bowl, or as time and attention span allow.

Non-competitive Option

Don't split the children into teams. Give the group a target number of points to make. Challenge the children to see how few turns it will take to reach the target number of points. Let the children take turns bowling and knocking down pins. You can have them say the verse individually, with a partner, or with the whole group. Tally the number of points on a piece of paper. Continue until target number is reached. Repeat, seeing if they can do it in less turns the second time.

Optional TAKING IT TO OTHERS Activity: Quiz Questions

Have the children choose a few of the questions from the game to ask the parents/other children during TAKING IT TO OTHERS time. Help pre-readers by whispering the question in their ear and letting them ask it aloud to the parents/other children. Make sure you read the Bible verse aloud before you ask your questions.

Directions:

1. Write words to song in large print before class.
2. Play the song for the children, helping them follow along on the song sheet.
3. Discuss the song, using a few questions from the discussion sheet. *Don't use them all!*
4. Introduce sign language for key words of your choice from sign language sheet for your song. Use as few or as many as you think the children can learn.
5. Sing and sign the song. Sign language as well as large format lyrics and sheet music are found in the PFI Unit Songbook or online.
6. If desired, play the Song Game.

Optional TAKING IT TO OTHERS Activity: Presenting and Singing the Song

1. Sing and sign the song, encouraging the watching children/parents to join in.
2. Ask the class some of the questions listed below. The Bible Truth Connection Question is particularly good to help them understand how the verse ties in with the Bible Truth.

For He Chose Us

For He chose us in Him before the foundation,
 Before the foundation of the world,
 To be holy and blameless in his sight,
 Yes, he chose us before the foundation of the world.
 In love he predestined us to be adopted for Himself,
 Through Jesus Christ,
 According to His will and favor,
 Yes, In love He predestined us.
 Ephesians One, four and five.

Listen to it on PFI ESV Songs 8, Track 10

Song Game: Pass the Secret Sign

Materials

Sign Language signs used in song, particularly choose words with important meanings you want the children to learn, such as "grace", "redeem", etc.

Bag or bowl

Blindfold

Preparing the Game

1. Cut out signs and put in bowl.

Playing the Game

1. Practice the song and signs until the children know them well.
2. Have all the children stand in a tight circle, except one, "It," who will stand in the middle of the circle, blindfolded.
3. Have the children in the circle to put their hands behind their backs. Choose a sign from the bag and hand to a child in the circle, still keeping hands behind their backs, not looking at the sign.
4. When "It" says "Pass the Secret Sign", the children will begin to pass the sign around behind their backs.
5. When "It" says "Stop the Passing!" the child who has the sign freezes with the sign behind his back.
6. The child with the sign brings it around and looks at it. You can help the child practice the sign.
7. Then take the blindfold off of "It", watch the child with the card do the sign, then have "It" guess the name of the sign. (If desired, "It" can ask another child in the circle for help with their guess.)
8. The holder of the sign then becomes "It." Sing the song with all the signs, then repeat.

STORY REVIEW

Directions: Read and discuss Bible Truth, using a FEW of the questions. Play game. Feel free to modify the game to fit your children.

General Story Questions

1. Where was William packing to go? *Off to University of Edinburgh to study to become a doctor.*
2. What did William's mother give William to put in his trunk? Why? *A Bible with her name, his name and a Bible verse written in the front. Because she wanted it to be his guide through the temptations of university.*
3. What did the doctors teach William? *To be a good doctor; but also, not to believe in God/the Bible.*
4. What were William's friends at university like? *They were smart, but they liked to drink and do bad things. They taught William to do the same.*
5. Did William read the Bible his mother gave him? *What did he do with it? No. He sold it at a pawn shop for money to buy more whiskey.*
6. How well did William do in school? *One of the best students.*
7. Where did William get a job when he finished school? *The largest hospital in Edinburgh.*
8. What did William become famous for as a doctor? *For saving patients no one else could save.*
9. What was William's favorite sound at the hospital? *The sound of an emergency room cart wheeling in another very sick patient.*
10. What did William become very proud about? *For saving the lives of people no one else could save.*
11. What did William do as part of the Infidel Club? *Lead other people in not believing in God and making fun of people who did.*
12. What was it about the dying man that surprised William? *He could be peaceful and ready to die.*
13. What reason did the dying man give for his peace? *He trusted in the shed blood of Jesus.*
14. What difference does it make to trust in the shed blood of Jesus? *We are all sinners and deserve God's punishment for our sins. Jesus, the Son of God, lived a perfect life. He didn't deserve God's punishment for sins, because he never sinned. As part of God's loving plan, Jesus shed his blood to pay for the sins of all who would ever turn and trust in Him as their Savior. His blood pays for their sins once and for all. This man trusted in Jesus' shed blood to have paid for his sins. He knew that when he died, he wouldn't face God's punishment, but would be welcomed into close fellowship with God as one of His dear, adopted children.*
15. What book did William find under the man's pillow? *The Bible his mother had given him.*
16. What did William understand when he saw that Bible? *That the LORD loved him and was seeking him. He understood that he had been rebelling against the LORD and His good ways. He knew he was a sinner who needed God's forgiveness.*
17. Why did William stop being a doctor? *He wanted to tell everyone about the God Who Loved First.*

Bible Truth Connection Questions

1. What does this story have to do with our Bible Truth? *For years, William forgot and even mocked the LORD, yet, the LORD loved him. On just the right day, He revealed Himself to William through the dying man in the hospital.*

Bible Verse Connection Question

1. What does the story have to do with our **Bible Verse: Ephesians 1:4-6**: "For He chose us in Him, before the foundation of the world, to be holy and blameless in His sight. In love He predestined us to be adopted through Jesus Christ for Himself, according to His favor and will, to the praise of His glorious grace that He favored us with in the Beloved."?

Long before William loved God, God loved William. Even though William spent years rebelling against God, the Lord loved Him and chose him in Christ to be one of His people. At just the right time, the Lord kindly gave William the gift of faith. William could see God's love shown to Him, he turned away from his sins and trusted in Jesus as his own Savior.

Life Application Questions

1. What does this story teach God's people about praying for others who keep acting like they reject God? *To keep praying for them because God is the God who loves first. He loves people before they love Him. He can even change their hearts, just like He changed William's.*
2. How can we become one of God's people? *By turning away from our sins and trusting in Jesus as our Savior.*

ACTS Questions

1. What is something we can praise God for being that we learned in our story?

Praise God for being the great Lover of His sinful people through Christ. He loves them long before they turn from their sins and love Him.

2. What is something we can confess as sin that we learned in our story?

Confess that many times, like William, we know the good news of Jesus, but choose to do things our own way. We deserve God's punishment. We need a Savior!

3. What is something we can thank God for that we learned in our story?

We can thank God for not loving His people based on their own goodness, but on His love for them through Jesus. We can thank God that He can turn even the most rebellious, unbelieving heart to know and love Him.

4. What is something we can ask God for that we learned in our story?

We can ask God to work in our hearts, helping us to turn away from our sins and trust Jesus as our own Savior. We can ask Him to work in the hearts of others we know that do not believe in Him.

The Gospel

1. What is the good news of Jesus that William's mother told William and that he finally came to believe? What is the gospel?

God is the good Creator and King of the world. He made people to worship Him and live by His good laws. But we are all sinners who have rebelled against Him. We all deserve death--God's just, eternal punishment for our sins. How terrible! But God has good news for us. In His great mercy, God sent His Son Jesus to earth to save sinners. Yes, Jesus, the perfect Son of God, left His home in heaven and became a man. He lived the perfect life that pleases God. (He's the only one who has ever done that!) He offered it up to God His Father as the perfect sacrifice for sins when He suffered and died on the cross. Then, on the third day, Jesus rose from the dead in victory. He had fully paid for the sins of God's people, so they wouldn't have to! Now all who turn away from their sins and trust in Jesus as their Savior will receive forgiveness of sins and eternal life with God. They will be His very own special people who will know Him and enjoy Him forever. We can be God's people, too, if we turn from our sins and trust in Jesus as our own Savior.

Game: Egg Toss

Materials

3-5 Plastic Open-able Easter Egg of the same colors (that close well!) or balls of crumpled foil of the same size
Small piece of construction paper
Paper and Marker
Story Review Questions

Preparing the Game

1. Choose 20+ questions for your game from the Story Review Discussion Questions, or make up your own.
2. Put a small piece of construction paper in one of the eggs (or in one piece of crumpled foil, if using foil). The other eggs/foil balls remain empty.

Playing the Game

Have the children spread out randomly (or in a circle) at about arms' distance apart.. Have the children begin to toss an egg around between each other. When the leader says, "Freeze," the child with the egg opens it and reads the question to the group. If question is correctly answered, the egg is permanently retired. If the question is incorrectly answered, the egg goes back into the pile. The teacher (or the child who opened the egg) chooses another egg and play continues.

Game continues as number of questions, time, and attention span allow.

Optional TAKING IT TO OTHERS Activity: Quiz Questions

Have the children choose a few of the questions from the game to ask the parents/other children during TAKING IT TO OTHERS time. Help pre-readers by whispering the question in their ear and letting them ask it aloud to the parents/other children.

CASE REPLAY ACTIVITIES

Use this guide to review the Case Story and act it out for others to enjoy!

CASE REPLAY, JR: YOUNGEST CHILDREN

Description: The children will act out the story together, everyone doing the same action/sound effect at the same time. This activity is most suitable for kindergarteners.

Materials

The Case RePlay, Jr. script for younger children

Preparation

1. Read through the script and write in the blanks along the side possible actions/sound effects the children could do to act it out.

Instructions

1. Tell the children that they will be re-enacting the story together as you tell it.
2. As you read the script, lead the children in actions/sound effects to do with you.
3. If desired, you can read the script and stop at certain sentences and ask them what a good action/sound effect would be to act out what you just read.
4. Repeat the re-enactment one or two times more.

CASE REPLAY, SR: OLDER CHILDREN

Description: The children act out the story as a three-scene play. You will narrate it using the Case RePlay, Sr. script and they will act it out (no spoken words, for the most part), with each child assuming a different character's role. This activity is most suitable for first grade and up. You will review the story, then practice it a few times before performing it for others.

Materials

The Case RePlay, Sr. script
White board or other large format paper
Costumes and props

Preparation

1. Prepare for the play by choosing costumes and props for each character in the story. Decorate the area with any scenery props.
2. Write the words "Beginning," "Middle," "End" on a large piece of paper/whiteboard with plenty of space under each heading. You will use this paper to help the children think about the story as a three-scene play, as it is presented in the script.

Instructions

1. Tell the children that they will get to act out the story as a three-scene play, with a beginning, middle and end section. Tell them that before they can act it out, they need to think it out. as you narrate it with your script.
2. Take the children's answers as they recount the story, helping them put key incidents in the right order.
3. If desired, when they have filled in their Beginning, Middle, End, read through your whole (real) script, so they hear exactly what you will have them act out.
4. Then tell the children that it's time to practice acting out the story.
5. Assign parts to each child. If you are using costumes, do NOT give them out at this point. They will be a distraction.
6. Have all the children sit on the floor or in chairs on one side of the "stage," then call the characters up in place as their part in the story comes.
7. As you read the script, guide the children in where you want them to move or do to act it out.
8. After going through the whole script once, give out any costumes and props and act out the script once or twice more.

Optional TAKING IT TO OTHERS Activity: Re-enacting the Story

Read the script as the children act out together (younger) or assuming different roles (older) as the other children or the parents watch.

CASE REPLAY, JR--YOUNGER KIDS (KINDERGARTEN) P.2

Welcome to our play! The name of our story is: The Case of the Doctor Who Needed Patience.

Our story starts out in 1839, in Scotland.

And now we present: "The Case of the Doctor Who Needed Patience."

Scene 1:

As William packed his trunk to go to Edinburgh University, his mother gave him a Bible with her name, his name and a Bible verse written in it. There would be many opportunities and temptations at university. She urged him to remember her words and to read the Bible to guide him. William's mother was right. The fine doctors that taught him to be a doctor, also encouraged them to stop believing in God and the Bible. He had lots of new friends, but they taught him to drink whiskey and do bad things. William wanted a drink all the time, but ran out of money to buy whiskey. He decided to sell the Bible at a pawn shop for money to buy more whiskey. Even though he drank so much, William finished university as one of the best students. The largest hospital in Edinburgh hired him. Before long, he became one of their very best doctors. William became very proud. He became famous for saving the lives of people no one else could save. He thought he did it all by himself. He didn't just forget God, he started to mock Him. He became a leader of The Infidel Club, a group of people who didn't believe in God and made fun of those who did.

Actions:

Scene 2:

The LORD loved William, even though William didn't love Him. He brought William to know this through a dying man at the hospital. The man's body had been terribly crushed at work. The man's body had been terribly crushed at work. When William saw him, he knew it was a hopeless case. This man would die. The man's face was full of pain, but also peace. William hadn't seen this before. The man wanted to know how long he had to live, but William didn't want to tell him.

But the man told William that he trusted in the blood of Jesus, he was ready to die. William told him he had only hours to live. He expected the man to get upset, but he didn't. He still trusted in God. William couldn't believe what he saw. He asked the man if he could do anything for him. The man asked that someone take the money from his pocket to pay his landlady and to ask her to give them the book. William wanted to know what book he meant, but the man just said that the landlady would know. William sent an aide to the landlady, then went to help other patients.

Scene 3

Hours later, William kept thinking about that man and wondering about his book. When he went back to check on him, the nurse told him that he had just died and that his book was under his pillow. William pulled the book from underneath the pillow, curious to know what book the dying man wanted. He expected it to be the book telling how much money he had, but was shocked to see that it was a Bible. And not just any Bible: it was the Bible his mother had given him long ago. William knew the Lord had done this. He took the Bible and went to his office, knelt down and cried out to God for forgiveness. The Lord brought to mind John 3:16. William trusted in Jesus as his own Savior. He was forgiven and saved. William wanted to tell everyone about God's amazing love for sinners. He decided to stop being a doctor and became a preacher instead.

Bible Truth Tie-In:

The Bible Truth we are learning is: **God Loved His People Before They Loved Him.** For years, William forgot and even mocked the LORD, yet, the LORD loved him. On just the right day, He revealed Himself to William through the dying man in the hospital.

CASE REPLAY, SR--OLDER KIDS (1ST GRADE AND UP) P.3

Welcome to our play! The name of our story is called: The Case of the Doctor Who Needed Patience.

Our story starts out in 1839, in Scotland.

The characters in our story are: William, William's mother, Doctors/teachers at university, William's friends, Patients; Members of the Infidel Club; the crushed man; the nurse, the aide and the man's landlady.

And now we present: "The Case of the Doctor Who Needed Patience."

Scene 1: (Beginning)

As William packed his trunk to go to Edinburgh University, his mother gave him a Bible with her name, his name and a Bible verse written in it. There would be many opportunities and temptations at university. She urged him to remember her words and to read the Bible to guide him. William's mother was right. The fine doctors that taught him to be a doctor, also encouraged them to stop believing in God and the Bible. He had lots of new friends, but they taught him to drink whiskey and do bad things. William wanted a drink all the time, but ran out of money to buy whiskey. He decided to sell the Bible at a pawn shop for money to buy more whiskey. Even though he drank so much, William finished university as one of the best students. The largest hospital in Edinburgh hired him. Before long, he became one of their very best doctors. William became very proud. He became famous for saving the lives of people no one else could save. He thought he did it all by himself. He didn't just forget God, he started to mock Him. He became a leader of The Infidel Club, a group of people who didn't believe in God and made fun of those who did.

Scene 2: (Middle)

The LORD loved William, even though William didn't love Him. He brought William to know this through a dying man at the hospital. The man's body had been terribly crushed at work. The man's body had been terribly crushed at work. When William saw him, he knew it was a hopeless case. This man would die. The man's face was full of pain, but also peace. William hadn't seen this before. The man wanted to know how long he had to live, but William didn't want to tell him.

But the man told William that he trusted in the blood of Jesus, he was ready to die. William told him he had only hours to live. He expected the man to get upset, but he didn't. He still trusted in God. William couldn't believe what he saw. He asked the man if he could do anything for him. The man asked that someone take the money from his pocket to pay his landlady and to ask her to give them the book. William wanted to know what book he meant, but the man just said that the landlady would know. William sent an aide to the landlady, then went to help other patients.

Scene 3: (End)

Hours later, William kept thinking about that man and wondering about his book. When he went back to check on him, the nurse told him that he had just died and that his book was under his pillow. William pulled the book from underneath the pillow, curious to know what book the dying man wanted. He expected it to be the book telling how much money he had, but was shocked to see that it was a Bible. And not just any Bible: it was the Bible his mother had given him long ago. William knew the Lord had done this. He took the Bible and went to his office, knelt down and cried out to God for forgiveness. The Lord brought to mind John 3:16. William trusted in Jesus as his own Savior. He was forgiven and saved. William wanted to tell everyone about God's amazing love for sinners. He decided to stop being a doctor and became a preacher instead.

Bible Truth Tie-In:

The Bible Truth we are learning is: **God Loved His People Before They Loved Him.** For years, William forgot and even mocked the LORD, yet, the LORD loved him. On just the right day, He revealed Himself to William through the dying man in the hospital.

The Book Under the Pillow

Description

Children will sew and stuff a little pillow, put it on a cardstock “bed” with a paper Bible with John 3:16 written in it.

Materials

Pillow:

White felt, Tapestry needles, yarn (older children)

OR White cardstock (youngest children who might have difficulty sewing)

Stapler (s)

Cotton balls or stuffing

Bed:

White Cardstock

White Felt

Tape

Glue or glue sticks

Bible:

White paper

Markers

Preparing the Craft

1. Use Pattern #1 to cut out pillow shape from white felt or white cardstock.
2. If sewing the pillow, thread each tapestry needle with yarn, both ends knotted together. If making paper pillow, fold pillow along dashed line and staple up 2 long sides and 1 short side, leaving last short side open for stuffing.
3. Copy Pattern #2 onto cardstock. Cut 4 slits as indicated. If desired, go ahead and fold up shape into bed shape by folding along dashed lines then securing with tape.
4. Use Pattern #3 to cut out “sheet” for bed out of white felt.
5. Copy Patterns #4-6 on white paper. Cut out each one, put together like little book with Pattern #3 as cover (lay face down), then Patterns #4 and #5 (lay face up). Staple down center and fold.

Making the Craft

1. Show the sample of the craft you have made.

The Pillow:

2. If sewing the pillow, have children fold felt over and sew in up and down stitch around two of the open sides of pillow, about $\frac{3}{4}$ ” from the edges. Have them knot the yarn, but do not cut it off yet. Use the cotton balls to stuff the pillows. Then, proceed to sew remaining side. Knot again, this time cutting off excess yarn.
3. If making paper pillow, have the children decorate it with markers, then stuff it. Use stapler to staple shut open side.

The Bed:

4. Fold up sides along dashed lines, then tape to secure.
5. Glue down sheet on bed.

The Bible:

6. Can decorate with markers, if time allows.
7. Place on bed, under pillow.

Optional **TAKING IT TO OTHERS** Activity: Craft Presentation

If you are presenting the craft to other children or parents the children can hold up their crafts (or your model craft) and read their Bible Truth Connection answers to explain the importance of the craft.

CASE CRAFT**Discussion Guide****Instructions:**

As the children are settled into making their craft, ask them these questions to help them understand the craft's significance. Use the answers provided to guide the children's answers.

Discussion Questions

1. Where did William MacKay work? *In a hospital in Edinburgh, Scotland.*

2. Who did he meet at the hospital that God used to change his life? *A dying man who was brought to the hospital.*

3. What did the dying man ask for? What did William do to see what this was after the man died?

A book from his room. William pulled out the book from under the dead man's pillow to see what it was.

4. What is Bible Truth that we are learning?
God Loved His People Before They Loved Him.

5. What does our craft have to do with our Bible Truth: God Loved His People Before They Loved Him?

When William saw that the dying man's book was his very own Bible, God softened William's hard heart to see that He had been loving William all along, even though William had rejected Him.

6. What can our craft help us remember?
God loves even "really bad" sinners, long before they love Him. No one is too far away for God and His great love to bring to Him. God will forgive them and make them His people if they turn away from their sins and trust Jesus as their Savior.

TAKING IT TO OTHERS**Craft Presentation****Instructions:**

Have children hold up your model craft/their crafts. Choose five children (or you say) the five sections below to explain the craft's importance.

Presentation:

1. Our craft is: The Book Under the Pillow.

2. In a hospital in Edinburgh, Scotland, William MacKay pulled out the dying man's book from under the pillow because he wanted to know what book it was that this godly man wanted before he died.


3. Our Bible Truth is: God Loved His People Before They Loved Him.

4. When William saw that the dying man's book was his very own Bible, God softened William's hard heart to see that He had been loving William all along, even though William had rejected Him.


5. Our craft can help us remember that God loves even "really bad" sinners, long before they love Him. No one is too far away for God and His great love to bring to Him. God will forgive them and make them His people if they turn away from their sins and trust Jesus as their Savior.

Note: Even non-readers can participate in presenting the craft, if you will whisper what they are to say in their ear and let them say it aloud for the others to hear.


Craft Pattern #1
Pillow



Craft Pattern #2
Bed



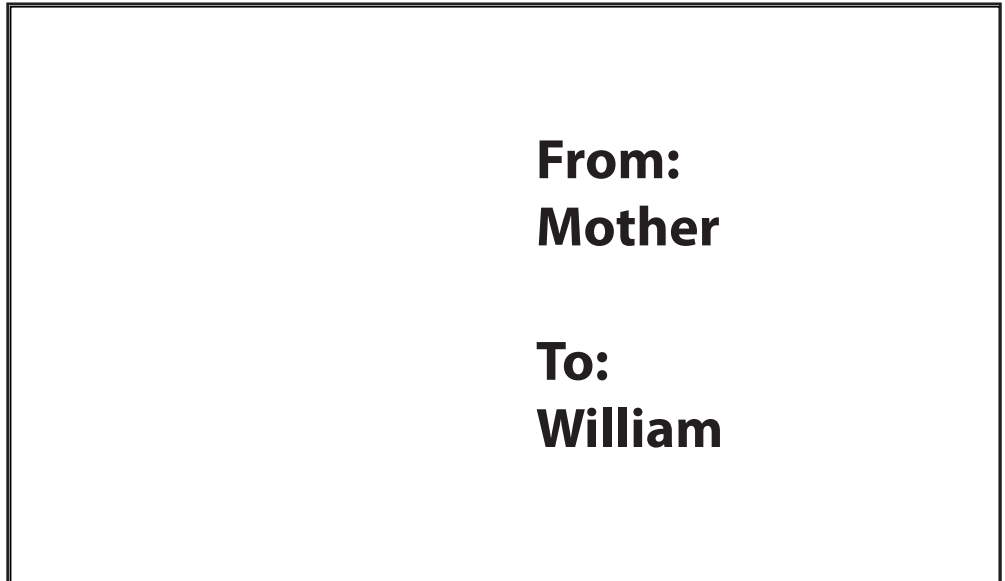
Craft Pattern #3
Sheet




Craft Pattern #4,
Bible Cover



Craft Pattern #4,
Written In
Version



Craft Pattern #4,
Blank Version



Craft Pattern #4,
Written In
Version

For God so loved the world that He gave His only
Son that whoever believes in Him will not perish
but have everlasting life. John 3:16

Craft Pattern #4,
Blank
Version

BEFORE CLASS:**1. PICK YOUR PERSON**

VIPPs can be anyone in your church! Typically, they fall into 6 categories: Church staff, Elders, Deacons/deaconesses, Special Volunteers (people who aren't paid, but spend a lot of time helping out in particular ways), Supported Workers (a.k.a. missionaries), and Church Members.

2. GATHER YOUR FACTS

Use the VIPP Information Sheet to write down the facts about your VIPP. The information on this worksheet is used in the VIPP activities, listed in the "Choose an Activity" section below.

DURING THE ACTIVITY:**1. INTRODUCE YOUR VIPP**

Introduce your VIPP to the children, using the VIPP Information Sheet. Fill in a set of VIPP Clue Cards with the information for your VIPP. If desired, you can even have the actual person come into class for the children to meet.

Need help describing what someone does for the church in a kid-friendly way? Click on the list of common VIPPs and how to describe what they do to kids. See if your VIPP is one of these. It may save you some time.

2. PRAY!

Lead the children in praying for the VIPP. Ask the children if they would like to pray for one of the VIPPs prayer requests. Even non-readers can pray for the VIPP if you whisper the prayer request in the their ear, then let them say it aloud. Never force a child to pray!

3. CHOOSE AN ACTIVITY

There are two activities you can use to help the children learn about the VIPP:

VIPP Clue Cards: These are 9 coloring sheets in which children fill in the 9 things they learn about the VIPP from the VIPP Information Sheet. Photocopy a set of each child. Use as few or as many of these Clue Cards as you desire.

VIPP Game: This is a game that uses a set of Clue Cards for one or two VIPPs.

Choose a VIPP and fill in his/her information on the VIPP Information Sheet. Fill in a set of VIPP Clue Cards with the information for your VIPP. Tell the children about the VIPP, having them fill in the VIPP Clue Cards with the key facts as they learn them. Write any words the children need to write on a white-board or other piece of paper so they can see how to spell them. Help younger children write these words on their clue cards. Ideas for how to tell the children about many common VIPPs are listed at praisefactory.org with the resources for this Bible Truth.

Optional TAKING IT TO OTHERS Activity: Introduce and Pray for the VIPP

If you are presenting the VIPP to other children or parents you can assign children to hold up the 10 clue cards and say what each card tells about the VIPP. (Or, you can have the children hold them up as you tell what each one means.) Then lead the children in praying for the VIPP.

Game: Over, Under and Throw

Materials

Information Sheet for one VIPP

2 Set of Clue Cards

8 8.5" x 11" Manilla Envelopes

Nerf Ball or other soft ball for indoor use

Box or basket big enough for the envelopes to fit in and the ball to land in.

Preparing the Game

1. Fill in one set of clue sheets for the VIPP you are using.
2. Tape the other (blank) set of Clue Cards to the outside of the manilla envelopes.
3. Put the filled-in clue cards in the corresponding envelope.
4. Put all the Clue Cards envelopes in a bag, except for the ones with the names and pictures of the VIPPs.
5. Place the envelopes in the basket, a good shooting distance from where the child at the head of the line will stand.

Playing the Game

Reveal: Tell the children about the VIPP, showing them your filled-in clue cards as you tell about them.

Review: Have the children line up, all facing forward. Give the ball to the last child in line. At your signal, have them pass the ball to the next child with an overhead pass; then that child passes the ball through the legs of the next child, etc. until the ball reaches the first child. The first child in line then tries to make a basket. If he succeeds, he gets to go up and pick out an envelope to open. The teacher (or the child) tells the Clue Card category. The other children try to remember what the VIPP's answer was. Open it up and see if they got it right. If they did, the Clue Card is retired. If not, it can be added back with the Clue Cards in the basket. Game continues until all the envelopes have been retired or as time or attention span allows.

VIPP INFORMATION SHEET

VIPP NAME:

WHAT VIPP LOOKS LIKE

Man or Woman? _____

Hair color? _____

Eye color? _____

FAVORITE ANIMAL

FAVORITE FOOD

FAVORITE FREE TIME ACTIVITY

WHAT VIPP DOES DURING WEEK

VIPP GROUP OF SERVICE:

Church Member

Deacon

Elder

Church Staff

Special Volunteer

Supported Worker
(Missionary)

3 WAYS VIPP SERVES CHURCH

**3 WAYS TO PRAY FOR
THE VIPP**
