

## **BIBLE TRUTH 5, LESSON 3: PLANNER/OVERVIEW**

### **GETTING STARTED: Welcome and Opening Songs** (*introduce unit and get kids moving with these songs*)

**Welcome to Praise Factory:** PFI: Praise Factory Investigators Theme Song *PFI NIV Songs 7, Track 1*

**Rules to Help Us Worship God and Love One Another:** WoGoLOA Classroom Rules Song  
*PFI NIV Songs 7, Track 2*

**Big Question Under Investigation:** Big Question 7 Songs *PFI NIV Songs 7, Tracks 3,4*

**Big Question Bible Verse:** Psalm 19:7,9,10,11 Song *PFI NIV Songs 7, Track 5*

### **DIGGING DEEP DOWN: Key Concept and Story** (*introduce the Bible Truth and tell the related story*)

**Bible Truth 5:** The Heart of God's Law is Love

**Bible Truth Hymn:** Take My Life and Let It Be, v.1 *PFI NIV Songs 7, Track 18*

**Bible Verse:** Matthew 22:36-40

**Bible Verse Song:** Love the Lord *PFI NIV Songs 7, Track 19*

**Lesson 3 New Testament:** The Case of the Shema and the Scribe  
Luke 10:24-37

### **TAKING ACTION: Response Activities** (*choose from among these activities*)

**Snack and Discussion Planner:** Phylactry of the Pharisees

**ACTS Prayer:** Prayer Sheet

**Bible Truth Review:** Discussion Questions and Game: Enemy Invaders

**Bible Truth Hymn:** Take My Life and Let It Be, v.1 *PFI NIV Songs 7, Track 18*

Song, Sign Language and Song Game: Sign It, Say It, What Does It Mean? **PFI NIV Songs 7 BOOK or ONLINE**

**Bible Verse Review:** Matthew 22:36-40 Discussion Sheet and Game: Horse Play Verse Tag

**Bible Verse Song:** Love the Lord Matthew 22:37-40 *PFI NIV Songs 7, Track 19*

Song, Sign Language and Song Game: Pass the Secret Sign **PFI NIV Songs 7 BOOK or ONLINE**

**Story Review:** Discussion Questions and Game: Chair Pile-Up

**Case Replay, Jr: Drama Activity for Youngest Children** (children do same story actions together)

**Case Replay, Sr: Drama Activity for Most Children** (children re-tell story with individual parts)

**Craft:** A Phylactry with the Shema Inside

**VIPP (Very Important Prayer Person) Prayer Time:** Coloring Sheets (back of book); Game: Crabbin' Around

### **TAKING IT HOME: Take Home Sheet for Review and Family Devotions**

**PFI Pronto:** Bible Truth 5, Lesson 3 **PFI NIV PRONTOS 7 BOOK or ONLINE**

**The Case of the Shema and the Scribe** *Luke 10:24-37* by Connie Dever

**Our story is: The Case of the Shema and the Scribe.**

**As you listen to the story, see if you can figure out:**

1. What is the Shema? What is a scribe and what did he do to keep the Shema?
2. What did Jesus teach the scribe about the Shema?

This story takes place in New Testament times, when Jesus lived on earth.

Jesus was headed towards Jerusalem. A man joined the large crowd which had gathered to hear Jesus teach. The people around him needed only one look to know that this man was one of the most important men in Israel. His long, flowing robes, the phylactery strapped around his forehead said it all: he was a scribe—an expert in God’s Law. For thirty- five years this man had studied every in and out of God’s Law to know the meaning of the verses tucked inside that phylactery and be able to teach it to others. What were the verses in that little black leather box tied to his forehead? The Jews called them the Shema: “Hear, O Israel: The LORD our God, the LORD is one. Love the LORD your God with all your heart and with all your soul and with all your strength.” (Deuteronomy 6:4-5) These were the most important verses in Torah, “the Law”—the Jewish name for the first five books in the Bible that Moses wrote down.

From the time he was a boy, this man began studying the meaning of those verses. When all the other little boys had gone to the local synagogue school to learn the basics of Jewish Law, this very smart little boy one went to a special academy called the Beth Hammedrash to become a scribe.

“You must know God’s Law perfectly and be able to teach it to others. There is nothing more important than God’s Word and the writings of the scribes and other great teachers. You must be like a hedge of protection around the Law, making sure that our people know it and keep it just as God requires,” his teachers told him.

This little boy worked hard. As soon as he learned to read and write the Hebrew letters, he studied Bible, then the Midrash and the Talmud—two books of other rules the scribes thought all should obey. Last of all, the boy was taught how to make a copy of the Bible—the

greatest honor of all. There were lots of rules he had to follow to write it down correctly.

“Never write down even one word by memory,” his teachers told him. “Always have another copy of it in front of you. Before you write a word, you must say it out loud. Always remember to wash your hands before and after each time you write down the name of the LORD because His name is so holy. Make sure there is white space between every single letter of God’s Word you write down—the words must never touch each other. Do not leave out or add even the smallest mark. A scroll with even the smallest mistake must be fixed within thirty days or buried. We must never have anything but perfect copies of the Bible!” they told him. “That is why you must be so careful. Remember: you are the hedge of protection around God’s Law. You must always protect it!” they warned him.

It wasn’t until his fortieth birthday, that this boy was at last considered a full scribe. Now he was the expert and keeper of God’s Law. After all his years of studying, what had this scribe decided those verses in his phylactery meant? How should we love God? By staying pure by keeping all the scribes’ little rules and staying away from sinners like tax collectors and Samaritans. That’s what all the teachers taught—well not quite all the teachers! This new teacher, Jesus, disagreed. He hadn’t trained to be a scribe, yet He taught His new teaching as if it was the only right way to understand God’s Word. He didn’t keep all the little rules the scribes had added to God’s laws.

As you can imagine, the Jewish leaders were furious with Jesus. They wanted to get rid of Him. And that’s exactly why this scribe was in the crowd with Jesus that

**Story-telling Tips**

Ahead of time:

1. Read the Bible verses and story. Pray!
2. Create story cue cards on index cards (or highlight text).
3. Practice telling story dramatically, timing your presentation. Shorten, if necessary to fit your allotted time.
4. Decorate area with story props that help bring your story alive.

During your presentation:

1. Maintain as much eye contact as possible as you tell the story. Point to/use props at important points in the story. Include the kids in your story with a few questions about what they think will happen or words/concepts that might be new to them.
2. Watch the kids for signs that their attention span has been reached. Shorten, if necessary.

day: to do something to make Jesus look bad.

The scribe stood up in front of the crowd and asked Jesus a favorite question debated among the scribes. "Teacher," he asked, "what must I do to inherit eternal life?" Perhaps Jesus' answer would show Him up as a bad teacher; or better yet, cause Him to say something that would get Him in trouble, the scribe hoped.

Jesus didn't answer his question but turned it back to the scribe. "What is written in the Law?" he replied. "How do you read it?"

The scribe answered back with the words of the Shema in his phylactery and a verse from Leviticus:

"Love the Lord your God with all your heart and with all your soul and with all your strength and with all your mind"; and, 'Love your neighbor as yourself.'"

"You have answered correctly," Jesus replied. "Do this and you will live."

"But who is my neighbor?" the scribe asked.

Jesus knew what was going on inside this scribe. He didn't really want to know how to keep these commandments better. He had only come to find fault. The words of the Shema tucked inside his phylactery had never made it into his heart at all. He could give clever answers, but his heart was cold. He knew nothing of the real heart of God's Law: love for God, love for others. This scribe had come as an enemy, but Jesus responded with the loving rebuke of a friend. He would tell a story that would answer this man's question and reveal what true love looked like. Perhaps he would be convicted of his sin, and truly turn to God.

"A Jewish man was going down from Jerusalem to Jericho," Jesus began. "As he came to that dangerous stretch known as the 'Red and Bloody Way,' robbers hiding in the deserted cliffs jumped out at him. They stripped him of his valuable clothes and belongings, beat him and went away, leaving him half dead. A priest happened to be the first person to traveling down that same road after the attack. He had just finished his service at the Temple offering sacrifices before the LORD and was on his way home. He saw the man, bloody and bruised along the side of the road, either dead or almost dead.

"What should I do?" thought the priest. "I can't tell if that man is dead or just almost dead. If he's alive, I guess

I could help him. But if he is dead, it's a completely different matter. The little rules of the scribes clearly say that not even a priest's shadow must touch a dead man or he will become unclean. Aren't I supposed to love God by keeping all the little rules and staying pure? I better not take a chance. I'm sure someone else will come by and help him soon," he decided.

The priest was right. Someone else did come along soon. It was a Levite. Like the priest, he had just finished serving in the Temple, too. He had helped lead the worship services to the LORD and now he was on his way home, just like the priest. As he came down the rocky path, he saw the man, too.

"Is that man dead or just almost dead? I guess I can get a little closer to see," he thought to himself. He nudged up as close to the body as he dared, but saw no sign of life. "He might be dead. If he is, I will become unclean if I help him. Hmmm...the scribes' little rules tell me to love God by staying pure. How can I do that, if I touch this man and he's dead? Surely, someone else will come by soon to help the man." So the Levite, too, passed by the man on the other side of the road and continued on home.

The Levite was right. Someone else did come along soon. It was a Samaritan merchant passing through enemy territory on business. If anyone was in a hurry to get out of Israel, it was him. He had probably felt the spit of disgust of many a Jew on his face already this trip. Any decent Jew would refuse to talk to him, give him a place to stay or a bite of food to eat. According to the scribes' little rules, a Jew became impure if he touched a Samaritan or anything a Samaritan owned. But as this Samaritan man saw the dying Jewish man lying in the road, and went to help him. He didn't care that the Jew usually would have cringed at the very thought of a Samaritan touching him. This was a man was almost dead. Nothing else mattered. He tore some cloth into bandages and poured oil and wine into his wounds to clean and soothe them. Putting the man on his donkey, he took to him nearby inn, and took care of the man all night. The next day the Samaritan man took out two silver coins and gave them to the innkeeper. 'I have business that can't wait. Take this money. It should be enough to cover his food for three weeks. Look after

him,' he said, 'and when I return, I will pay you back for any extra expense you may have.'"

His story finished, Jesus turned once more to the scribe and asked, "Which of these three do you think was a neighbor to the man who fell into the hands of robbers?"

"The 'one' who showed mercy on him," the scribe answered, refusing to even say the word "Samaritan."

"Go and do likewise," Jesus urged the scribe.

The Bible never tells us what happened to the scribe after hearing Jesus' story. He had given Jesus the right answer, but what was going on in his heart? Did the true meaning of Shema tucked in his phylactery come into his heart? Would today be the day when he would give up his clever answers for true love for God and for others? We can only hope that he did receive Jesus' rebuke and in repentance and faith, turned to truly keep the heart of God's Law by loving God and loving others.

### Cracking the Case:

**It's time to answer our Case Questions.**

**1. What is the Shema? What is a scribe and what did he do to keep the Shema?**

The Shema is the name for Deuteronomy 6:4-5: "Hear, O Israel: The LORD our God, the LORD is one. Love the LORD your God with all your heart and with all your soul and with all your strength." A scribe was a man who trained many years to write down copies of the Bible by hand.

**2. What did the scribe think the Shema meant? What did Jesus teach the scribe about the Shema?** He should be careful to keep many extra laws and teach others to do the same. This would protect them from breaking God's laws. Jesus taught that this was not how to keep God's laws. Loving God and loving others and showing them mercy were how God's laws were fulfilled.

### Something For You and Me

**Our Bible Truth is: The Heart of God's Law Is Love**

**Our Bible Verse is: Matthew 22:36-40**

"Teacher, which is the greatest commandment in the Law?' Jesus replied: "'Love the Lord your God with all your heart and with all your soul and with all your mind.' This is the first and greatest command. And the second is like it: 'Love your neighbor as yourself.' All the Law and the Prophets hang on these two commandments."

But what about you and me? How much are we like the scribes in Jesus' day? Is there pride growing in our hearts because we know so much? Do we only know Bible verses about loving God and loving others, but do not really love God and others, like the heart of God's Law tells us to? Let's praise God for giving us His laws that show us how to truly love Him and others.

Let's ask Him to help us turn away from our sins and trust Jesus as our own Savior. Let's ask Him to help us, like the Samaritan, desire to show love and mercy on whoever needs it—even if they are our worst enemies.

*Close in prayer.*

### Closing ACTS Prayer

**A** God, we praise You for being the Maker of Your Perfect Law that shows us how to love You and others.

**C** God, we confess that many times, like the scribe, we know the right answers, but do not really love You or others. We need a Savior!

**T** God, we thank You for promising to save all those who turn from their sins and trust in Jesus as their Savior. Thank You for being so willing to forgive us and to work love for You and others in our hearts, if we ask You.

**S** God, work in our hearts! Help us to turn from our sins and trust in Jesus as our Savior. Send Your Holy Spirit to change our hearts so that we love You most and love others as much as we love ourselves.

### Special Words

**Scribe:** A scribe was a man who trained many years to write down copies of the Bible by hand.

**Talmad:** The special goat that is sent out into the wilderness and killed, as a symbol of the sins of God's people being borne away.

**Shema:** The Shema is the name for Deuteronomy 6:4-5: "Hear, O Israel: The LORD our God, the LORD is one. Love the LORD your God with all your heart and with all your soul and with all your strength."

**Phylactery:** A small leather box that is strapped to the forehead or the arm that contains the words to the Shema. Supposed to be a remembrance to love God most of all and to love others.

# **ACTS PRAYER ACTIVITY**

Use this sheet to write down your ACTS Prayer

## **Instructions:**

Use this sheet to help the children apply the Bible Truth into a prayer. You can use the ACTS provided or even better, have the kids think of their own applications. Also have the children add their personal requests to the prayer, too. Lead the children in the prayer or let them pray sections, with your help. Never force a child to pray! Non-readers can participate by you whispering a section of the prayer into their ear and allowing them to pray it aloud for the group.

## **ADORATION:**

God, we praise You for being the Giver of Loving Laws.

God, we praise You for being.....

Add your own Adorations:

## **CONFESSION:**

God, we confess that we have chosen not to love You or others according to Your loving laws. We need a Savior!

God, we have sinned against You....

Add your own Confessions:

## **THANKSGIVING:**

Thank You, God, for giving us Your laws so we might know what it means to live a life of love towards You and others.

God, we thank You for...

Add your own Thanksgivings:

## **SUPPLICATION:**

God, work in our hearts, that we might all turn away from our sins and trust in Jesus as our Savior. Help us truly love You and others, as You have told us to in Your laws.

God, we need Your help...

Add your own Supplication:

---

## **SNEAKY SNACK**

Can you figure out how this snack ties in with our case?

---

### **Snack: Phylactry of the Pharisees**

Roll out a whole package of crescent roll dough. Don't separate into rolls. Smooth over seams, making 1 big rectangle of dough. Cut length wise and width wise through dough, making 3" squares. Roll up each square. Cook and cool. Use a wooden kabob stick to poke 2 holes through each roll, one on each end. Poke a piece of black "bootlace" licorice through each hole. (You also can just lay out the bootlace and place the roll on top of it.) If desired, cut a little slit in the top of the roll and insert a little copy of the Shema. For a more realistic dark color for your phylacteries, ice the rolls on top and sides with chocolate icing.

This is only a suggestion. Feel free to modify. Be mindful of allergy issues among your children!

**Case Tie-in:** This is a phylactery like what the scribe would have worn on his forehead and that had the words to the Shema inside of it.

---

## **SOUL FOOD**

Food for thought during snack time

---

1. What does the snack have to do with the story?

Choose a few questions from the other activity discussion sheets to talk about during this snack time.

2.

3.

4.

5.

6.

7.

Directions: Read and discuss Bible Truth, using a FEW of the questions. Play game. Feel free to modify the game to fit your children.

### **The Heart of God's Law is Love**

Love is more than just a good feeling we have inside our hearts. Real love acts in love towards others.

God gave us His laws to tell us how we should live if we would love God and others. They tell us that we should always love God most of all. They tell us to love others as much as we love ourselves. Jesus said that to love God most of all, and to love others as yourself, sums up all of God's Laws.

Jesus lived a perfect life of love that fulfilled all of God's laws. He lived this way because He loved God most of all. This is the only way He would ever want to live. He also did this as part of God's plan to save His people. He offered His life lived in perfect obedience to God's laws as the perfect sacrifice for their sins when He died on the cross. All who turn away from their sins and trust in Him as their Savior are forgiven for all the ways they break God's law. They receive eternal life with God as His free gift to them.

Jesus paid for their sins, that doesn't mean God's people don't care about God's laws anymore. God's laws are how God wants His people to live. They are always the best way to live because they are perfectly good and loving. Like Jesus, God's people want to keep God's laws because God's people love God and want to please Him. The Holy Spirit living in their hearts helps God's people keep God's laws so that they love God and others in ways they never could before.

### **Understanding the Bible Truth**

1. What is real love like? *More than just a good feeling in our hearts; it acts in love towards others.*
2. What did God give us His laws to tell us? *To tell us how we should live if we would love God and others.*
3. How do God's laws tell us to love God? *Most of all.*
4. How do God's laws tell us to love others? *To love others as much as we love ourselves.*
6. What did Jesus say sums up all of God's Law? *To love God most and to love others as yourself.*
7. What kind of life did Jesus live? *A perfect life of love. He loved God most of all and others as much as Himself. He kept all of God's laws.*
8. Why was it so important that Jesus live a perfect life? *It was a part of God's plan to save His people.*
9. Did Jesus fulfilling all the requirements of God's Law for God's people's salvation mean they don't need to live by God's laws anymore? Why or Why not? *No. Because God's laws are how God wants His people to live. They are always the best way to live.*
10. Why do God's people want to keep God's laws? *Because they love God and want to please Him. Not because they have to in order to be saved.*
11. How does the Holy Spirit help God's people? *He lives in their hearts, changes them and gives them strength to keep God's laws, to love God, and to love others in better ways than they ever could before.*

### **Bible Truth Story Connection Questions**

1. What words did the scribe keep in his phylactery? Why? *The words of the Shema: "Hear, O Israel: The LORD our God, the LORD is one. Love the LORD your God with all your heart and with all your soul and with all your strength." (Deuteronomy 6:4-5, NIV) Because he believed that they were the heart of God's Law.*
2. What did the scribe think it meant to keep the words of the Shema? *To keep all the little rules of the scribes and keep oneself pure from sinners like Samaritans and tax collectors.*
3. What did Jesus show the scribe were the real meaning of the words of loving one's neighbor as oneself? *God wants him to treat everyone he meets as his neighbor. He should show compassion and mercy on them all, not just use the little rules as an excuse to not love them.*

### **Bible Verse Connection Question**

1. What does our Bible Truth have to do with our **Bible Verse: Matthew 22:37,39-40**? "Teacher, which is the greatest commandment in the Law?" Jesus replied: "Love the Lord your God with all your heart and with all your soul and with all your mind. This is the first and greatest command. And the second in like it: 'Love your neighbor as yourself.' All the Law and the Prophets hang on these two commandments."?  
*These verses are Jesus explaining that the heart of God's Law is love for God and for others.*

**Life Application Questions**

1. What does the way we break God's laws tell us about ourselves? *It shows us how we are really loving ourselves more than we love God and others.*
2. What does it look like to love God most of all? *A life that chooses to please God, even when it is very hard. A life that trusts Him even when what He has planned doesn't make sense or is hard. A life that takes joy in pleasing God. It looks like Jesus!*
3. What does it look like to love others as ourselves? *To treat them in the same loving way as we would want them to treat us.*
4. If we know that God's laws are the best and most loving way to live, why is it so hard for us to keep them? *The sin in our hearts tempts us to think that God's ways are not the best and most loving way to live. Also, many times, we just want to do what seems best for us, rather than thinking about what will be best for God's glory or for the good of others.*
3. When will God's people's hearts at last live out the heart of God's love? *In heaven, when God changes their hearts to love Him most of all and to love others perfectly.*
4. How can we become one of God's people? *By turning away from our sins and trusting in Jesus as our Savior.*

**ACTS Questions**

1. What is something we can praise God for because of this Bible Truth? *Praise God for being the Giver of Loving Laws.*
2. What are sins we can confess to God because of this Bible Truth?  
*Confess ways that we have chosen not to love God or others according to His loving laws.*
3. What is something we can thank God for because of this Bible Truth?  
*Thank Jesus for offering up His life as the perfect sacrifice for God's people's sins.*
4. What is something we can ask God for because of this Bible Truth?  
*We can ask God to work in our hearts that we would want to turn away from disobeying Him and trust in this wonderful Jesus as our own Savior. Ask God to work in our hearts and lives by His Holy Spirit that we might truly love Him and others as He has revealed in His laws.*

**The Gospel**

1. The heart of God's Law is love, but we do not love God or others as we should. We deserve God's punishment! Is there any hope for us? What is the gospel?  
*Yes, there is! God is the good Creator and King of the world. He made people to worship Him and live by His good laws. But we are all sinners who have rebelled against Him. We all deserve death--God's just, eternal punishment for our sins. How terrible! But God has good news for us. In His great mercy, God sent His Son Jesus to earth to save sinners. Yes, Jesus, the perfect Son of God, left His home in heaven and became a man. He lived the perfect life that pleases God. (He's the only one who has ever done that!) He offered it up to God His Father as the perfect sacrifice for sins when He suffered and died on the cross. Then, on the third day, Jesus rose from the dead in victory. He had fully paid for the sins of God's people, so they wouldn't have to! Now all who turn away from their sins and trust in Jesus as their Savior will receive forgiveness of sins and eternal life with God. They will be His very own special people who will know Him and enjoy Him forever. We can be God's people, too, if we turn from our sins and trust in Jesus as our own Savior.*



## Game: Enemy Invaders

### Materials

Index cards of two different colors (or use red and black playing cards, such as hearts and spades)  
Bible Truth Questions  
String or yarn  
Two chairs  
Masking Tape

### Preparing the Game

1. Choose 20+ questions for your game from the Bible Truth Discussion Questions, or make up your own.
2. Write the Bible Truth questions on small thin strips of paper (or make a photocopy of the Bible Truth Discussion Questions and simply cut them into strips) and put them in the bag/bowl.
3. Tie an end of the string to each chair and draw the line across the room where the teams will be. Preferably this line will be about 4' above the ground.
4. Tape a line about 6' to 9' from the string on each side.
5. Cut cards in half along the long side, making them about the same size as playing cards.

### Playing the Game

Divide the children into two teams and have them stand (or kneel to make it even harder!) on their team's line. Give each child an index card, the same color for the children on one team. At your signal, have them try to toss their cards over the line and into their "enemy's" territory on the other side. Add up how many cards fell on each side. That is how many points they can win by answering a question. Choose a question for each team. If the team gets it wrong, the question goes to the other team for an extra point. Distribute the cards and play again.

Game continues as number of questions, time, and attention span allow.

### Non-competitive Option

Set a target number of points for the whole group. Challenge the children to see how many turns it takes score the target number of points. Once the target has been reached, start the game over and see how many turns it takes to reach the target the second time.

### Optional TAKING IT TO OTHERS Activity: Quiz Questions

Have the children choose a few of the questions from the game to ask the parents/other children during TAKING IT TO OTHERS time. Help pre-readers by whispering the question in their ear and letting them ask it aloud to the parents/other children. Make sure you read the Bible verse aloud before you ask your questions.

Directions:

1. Write words to song in large print before class.
2. Play the song for the children, helping them follow along on the song sheet.
3. Discuss the song, using a few questions from the discussion sheet. *Don't use them all!*
4. Introduce sign language for key words of your choice from sign language sheet for your song. Use as few or as many as you think the children can learn.
5. Sing and sign the song. Sign language as well as large format lyrics and sheet music are found in the PFI Unit Songbook or online.
6. If desired, play the Song Game.

**Optional TAKING IT TO OTHERS Activity: Presenting and Singing the Song**

1. Sing and sign the song, encouraging the watching children/parents to join in.
2. Ask the class some of the questions listed below. The Bible Truth Connection Question is particularly good to help them understand how the song ties in with the Bible Truth.

### Take My Life and Let It Be

#### Verse 1

Take my life and let it be,  
Consecrated, Lord, to Thee;  
Take my hands and let them move  
At the impulse of Thy love,  
At the impulse of Thy love.

Listen to it on PFI NIV Songs 7, Track 18

### Understanding the Song

1. What does it mean to ask God to take your life and consecrate it to Him? *To consecrate something means to set something apart for a special purpose. Asking God to take your life and consecrating it to Him means to have Him use your life to do something special just for Him.*
2. What is an impulse? *An desire to do something for a particular reason.*
3. What is God's love like? *God's love is greatest for Himself, since He is the most wonderful person to know. He alone is perfectly good and loving. His special love for His people endures forever. Because of His love for them, He sent Jesus to save them, covering over their many sins with His very own blood. His love for all people is patient, kind, compassionate; it is always more than we deserve. It takes no joy in evil. It rejoices with the truth.*
4. What would the impulse of God's love be like? *A desire to do things that display God's love for Himself and for others. It would be loving God most of all, and loving others as much as we love ourselves.*
5. What kinds of things could we do with our hands that more at the impulse of God's love? *To God: lift our hands in praise of God; write down words that praise God; make beautiful things that reflect His glory, etc. To others: serve them and take care of their needs; give them hugs; write words of encouragement, etc.*

### Bible Truth Connection Question

1. How does this song relate to our **Bible Truth: The Heart of God's Law Is Love**? *It is a prayer to God to help us keep the very heart of His Law by making everything we do with our hands an impulse of His love. God's laws show us what it means to have our hands move at the impulse of His love.*

### Story Connection

1. How does this song relate to today's story? *The scribe had spent his life studying what it meant for someone to consecrate his life to the Lord. He spent years studying how to fulfill the words of the Shema to love God with all your heart, soul and strength and the other great commandment: to love your neighbor as yourself. But like the scribes before him, he wrongly thought this was done by keeping all the little rules of the scribes and teachers. With His story about the Good Samaritan, Jesus was trying to show him (and everyone else in the crowd) that it is hands, a whole life moving at the impulse of God's merciful love that is what it really means to keep these two commandments.*

**Bible Connection Question**

1. What does this hymn have to do with our Bible Verse: **Matthew 22:36-40**: "'Teacher, which is the greatest commandment in the Law?' Jesus replied: "'Love the Lord your God with all your heart and with all your soul and with all your mind.' This is the first and greatest command. And the second in like it: 'Love your neighbor as yourself.' All the Law and the Prophets hang on these two commandments."?

*All of God's Word--called the Law and the Prophets in Jesus' day--are based upon loving God most of all and loving others as we love ourselves. God's people want God to take their lives and use them to love God and others like this. They know they can't do this on their own. They need God fill their heart with His love and help them live out God's love in everything they do.*

**ACTS Questions**

1. What is something we can praise God for from this hymn?

*Praise God for being the Powerful Worker of His Will in the Hearts of His People.*

2. What are sins we can confess to God from this hymn?

*That many times we don't want God to take our lives and consecrate them to Him. Many times we don't want to do His will, but our own. We deserve His punishment! We need a Savior!*

3. What is something we can thank God for from this hymn?

*We can thank God His good plans for His people. His will never will be to do something bad. It is always loving and good.*

4. What is something we can ask God for from this hymn?

*That God would work in our hearts that we might turn from our sins and trust Jesus as our Savior. We can ask Him to consecrate our lives. We can ask Him to take our lives and work in them so that they move at the impulse of His love.*

**Life Application Questions**

1. How can God's people be affected by the message of this song? *We can praise God for giving us His Laws that show us how to love Him and love others. We can ask Him to send His Holy Spirit to help us to turn from our sins and trust in Jesus as our own Savior. We can ask Him to put love for God and others in our hearts and cause our hands to move at the impulse of His love.*

**Gospel Question**

1. Why do all people need for God to work in their lives? Why don't they just love God as they should? What is the gospel?

*God is the good Creator and King of the world. He made people to worship Him and live by His good laws. But we are all sinners who've rebelled against Him. We all deserve death--God's just, eternal punishment for our sins. How terrible! But God has good news for us. In His great mercy, God sent His Son, Jesus to earth as a man to save sinners. He lived the perfect life that pleases God. (He's the only one who's ever done that!) He offered it up to God His Father as the perfect sacrifice for sins when He suffered and died on the cross. Then, on the third day, Jesus rose from the dead in victory. He had fully paid for the sins of God's people, so they wouldn't have to! Now all who turn away from their sins and trust in Jesus as their Savior will receive forgiveness of sins and eternal life with God. They will be His very own special people who will know Him and enjoy Him forever. We can be God's people, too, if we turn from our sins and trust in Jesus as our own Savior.*

## **Song Game: Sign It, Say It, What Does It Mean?**

### **Materials**

Sign Language signs used in song, particularly choose words with important meanings you want the children to learn, such as “grace”, “redeem”, etc.

Bag or bowl

### **Preparing the Game**

1. Cut out signs and put in bowl.

### **Playing the Game**

1. Practice the song and signs until the children know them well. Then put all the signs we’ve learned in this bag/ bowl and mix them up.
2. Ask one of the children to choose a sign, but not show it to anyone...but you, if they need some help.
3. Ask the child to do the sign for the rest of the children and see if the other children can guess which one it is. Do the sign with the child, if desired.
4. When the children guess the sign, ask them the meaning of the word. If no one guesses the sign, put it back in the bowl to be picked again.
5. Choose another child to pick a new sign from the bag and continue.

NOTE: You might want to sing the song after you do each word or couple of words.

Game continues as number of questions, time, and attention span allow.

choose a FEW questions for discussion, then choose the game and/or music activity

**Meditation Version: Matthew 22:36-40**

"Teacher, which is the greatest commandment in the Law?" Jesus replied: "Love the Lord your God with all your heart and with all your soul and with all your mind. This is the first and greatest command. And the second is like it: 'Love your neighbor as yourself.' All the Law and the Prophets hang on these two commandments."

**Alternate Memory Version: Matthew 22:37,39-40**

"Love the Lord your God with all your heart and with all your soul and with all your mind... 'Love your neighbor as yourself.' All the Law and the Prophets hang on these two commandments."

**Understanding the Bible Verse**

1. What is a commandment? *Something God tells us that we must do.*
2. What is the Law? *The word 'law' (with a little 'l') means any set of rules that a group of people set up to live by. But when the word 'Law' (with a big 'L') is used in the Bible, it means the Law of Moses which is the name for the first five books in the Bible that the LORD had Moses write down. These books contain the 10 Commandments and the many other laws that God gave to His people to live by.*
3. Which commandment did Jesus say was the greatest commandment in the Law? *"Love the Lord your God with all your heart and with all your soul and with all your mind."*
4. What does it mean to love the Lord with all your heart? If you love Him with all your heart, does that mean there is no room to love anything or anyone else? *It means to have nothing that you love more than Him. It doesn't mean we don't love anything else, just that our love for Him comes first. Our love for others flows out of our love for Him.*
5. What is the difference between your heart and your soul? *God gave each human a soul to know and love God. Another word for soul is spirit. It never dies, even when our bodies do. We cannot see our soul, but it is inside of us. The word heart is a bit tricky. Sometimes it is used by itself in the same way as spirit. When it is used together with soul (as it is in this verse), it means your feelings and desires.*
6. What does it mean to love the Lord with all your heart and soul? *Soul: To worship and honor Him as God alone. Heart: To delight in knowing Him. To want everyone to praise the greatness of His name.*
7. What is a mind? What do we use our minds to do? *Our minds are our brains. We think with our minds. We use it to decide what is true; to make plans and to learn about things. We use our minds to do everything we do.*
8. What does it mean to love the Lord with all your mind? *To think about God. To learn about His great Truths, presented in the Bible. To make pleasing Him shape what we plan to do and how we do what we do.*
9. What is the second great commandment? *"Love your neighbor as yourself."*
10. Who is your neighbor? How do you love them as yourself? *Not just the person who lives next door to you, but everyone we come in contact with. We treat them with the same godly kindness, love, mercy, compassion, respect, etc. that we would want if we were in their situation.*
11. What does it mean the all the Law and Prophets hang on these two commandments? *"The Law and the Prophets" means all of the Old Testament Bible (that was all they had in Jesus' day.) Jesus meant that all of God's others commandments given in the Bible all have to do with loving God and loving others.*

**Bible Truth Connection Question**

1. What does this verse have to do with the **Bible Truth: The Heart of God's Law Is Love?** *Loving God and loving others is what is behind every single law that God has given us to live by. ke" Jesus die? God the Father and God the Son (Christ) chose for Him to do this from before the creation of the world.*

**Story Connection Questions**

1. How does this verse relate to our story? *The scribe knew that to live out the commandments to love God most and to love your neighbor summed up all of God's Law. He knew we must keep God's Laws to please Him. But he didn't understand that no one could live God's Laws perfectly (but Jesus). And, he thought the little rules of the scribes and teachers were how to live out God's laws, when really they had little to do with truly loving God and others.*

**Life Application Questions**

1. How can you love God with all your heart today? Your soul? Your mind?
2. What is the first step we each need to take to love God with all our heart, soul and mind? *We need to turn away from our sins and trust in Jesus as our own Savior.*
3. Can we ever love God perfectly? *No! We are sinners. Not even God's people love God perfectly because they still have sinful hearts...but they wish that they could! Only Jesus loved God perfectly.*
4. Who are your neighbors, God wants you to love as yourself?

**ACTS Questions**

1. What is something we can praise God for from this Bible Verse? *Praise God for being worthy of our love most of all.*
2. What are sins we can confess to God from this Bible Verse? *Confess that we have not loved God or others as God calls us to. We deserve God's punishment! We need a Savior!*
3. What is something we can thank God for from this Bible Verse? *We can thank God for sending Jesus to save all those who repent of their sins and trust in Him. He will even forgive us for not loving Him and others as we should.*
4. What is something we can ask God for from this Bible Verse? *We can ask God to work in our hearts that we would want to turn away from disobeying Him and trust in this wonderful Jesus as our own Savior. We can ask Him to work in our hearts that we would love Him and others as He wants us to.*

**The Gospel**

1. We do not love God or others as God calls us to. We deserve His punishment! Is there any hope for us? What is the gospel?

*Yes, there is! God is the good Creator and King of the world. He made people to worship Him and live by His good laws. But we are all sinners who have rebelled against Him. We all deserve death--God's just, eternal punishment for our sins. How terrible! But God has good news for us. In His great mercy, God sent His Son Jesus to earth to save sinners. Yes, Jesus, the perfect Son of God, left His home in heaven and became a man. He lived the perfect life that pleases God. (He's the only one who has ever done that!) He offered it up to God His Father as the perfect sacrifice for sins when He suffered and died on the cross. Then, on the third day, Jesus rose from the dead in victory. He had fully paid for the sins of God's people, so they wouldn't have to! Now all who turn away from their sins and trust in Jesus as their Savior will receive forgiveness of sins and eternal life with God. They will be His very own special people who will know Him and enjoy Him forever. We can be God's people, too, if we turn from our sins and trust in Jesus as our own Savior.*

## Game: Verse Tag

### Materials

Bible verse written up in large print so that all can see

### Preparing the Game

None.

### Learning the Verse

Some or all of your children may be non- or early readers. Teach the verse in sections, having them say it after you. Repeat a few times. Add clapping or other movement as they say it.

### Directions

1. If desired, lead the children in a discussion of a **FEW** of the most important questions before beginning game.
2. Explain the game to them as follows:  
Have the children spread out around the playing area. Explain to the children that they will say the verse together, then the person who is "It" (start with you) will try to tag another child while walking on all fours like a horse. The tagged child and "It" say the verse together, then the tagged child becomes the new "It." Everyone says the verse together, then the new "It" tries to tag someone else. Other options: do a crab walk (hands and feet, belly-up) or slither like snakes.

Game continues until all children get to be It or as time and attention span allow.

### Optional TAKING IT TO OTHERS Activity: Quiz Questions

Have the children choose a few of the questions from the game to ask the parents/other children during TAKING IT TO OTHERS time. Help pre-readers by whispering the question in their ear and letting them ask it aloud to the parents/other children. Make sure you read the Bible verse aloud before you ask your questions.

Directions:

1. Write words to song in large print before class.
2. Play the song for the children, helping them follow along on the song sheet.
3. Discuss the song, using a few questions from the discussion sheet. *Don't use them all!*
4. Introduce sign language for key words of your choice from sign language sheet for your song. Use as few or as many as you think the children can learn.
5. Sing and sign the song. Sign language as well as large format lyrics and sheet music are found in the PFI Unit Songbook or online.
6. If desired, play the Song Game.

**Optional TAKING IT TO OTHERS Activity: Presenting and Singing the Song**

1. Sing and sign the song, encouraging the watching children/parents to join in.
2. Ask the class some of the questions listed below. The Bible Truth Connection Question is particularly good to help them understand how the song ties in with the Bible Truth.

### Love the Lord

Love the Lord your God with all your heart,  
 Love the Lord your God with all your soul,  
 Love the Lord your God with all your mind,  
 This is the first and greatest command.

*And the second is like it...*

Love your neighbor as yourself,  
 Love your neighbor as yourself,  
 Love your neighbor as yourself,  
 All the law and prophets hang on these two commandments.  
 Matthew Twenty-two, thirty-seven through forty.

**Listen to it on PFI NIV Songs 7, Track 19**

## Song Game: Pass the Secret Sign

### Materials

Sign Language signs used in song, particularly choose words with important meanings you want the children to learn, such as "grace", "redeem", etc.

Bag or bowl

Blindfold

### Preparing the Game

1. Cut out signs and put in bowl.

### Playing the Game

1. Practice the song and signs until the children know them well.
2. Have all the children stand in a tight circle, except one, "It" who will stand in the middle of the circle, blindfolded.
3. Have the children in the circle to put their hands behind their backs. Choose a sign from the bag and hand to a child in the circle, still keeping hands behind their backs, not looking at the sign.
4. When "It" says "Pass the Secret Sign", the children will begin to pass the sign around behind their backs.
5. When "It" says "Stop the Passing!" the child who has the sign freezes with the sign behind his back.
6. The child with the sign brings it around and looks at it. You can help the child practice the sign.
7. Then take the blindfold off of "It", watch the child with the card do the sign, then have "It" guess the name of the sign. (If desired, "It" can ask another child in the circle for help with their guess.)
8. The holder of the sign then becomes "It." Sing the song with all the signs, then repeat.



**STORY REVIEW**

Directions: Read and discuss Bible Truth, using a FEW of the questions. Play game. Feel free to modify the game to fit your children.

**General Story Questions**

1. How could the people in the crowd know the man was a scribe, just by looking at him? *He wore the long robes and had a phylactery tied around his forehead.*
2. What was the name of the verses the scribe had in his phylactery? *What did the verses say? The Shema: "Hear, O Israel: The LORD our God, the LORD is one. Love the LORD your God with all your heart and with all your soul and with all your strength." (Deut. 6:4-5, NIV)*
3. What did the man have to do to become a scribe? *Went to the Beth Hammedrash school. Spent long hours learning the Torah (God's Word), the Talmud and the Midrash (little rules of the scribes and teachers), learn how to make a clean copy of the Torah, be forty years old.*
4. What did the scribes think someone should do if they wanted to keep the Shema? *Keep all the little rules of the scribes and teachers and keep away from sinners, like Samaritans and tax collectors.*
5. What did Jesus do that made the scribes so mad? *He did not keep the little rules. He did not do the special hand washings and he healed on the Sabbath. He said the scribes did not really keep the Shema but were proud and cold-hearted. Also, He never studied at the Beth Hammedrash, yet He taught as if He knew God's laws best.*
6. Why did the scribe come to see Jesus that day? *To test Him and try to catch Him in something He said.*
7. What question did the scribe ask Jesus? Why? *"How can I inherit eternal life?" This was a question scribes often tested each other with.*
8. How did Jesus answer the scribe's question? *By asking him what he thought the answer was.*
9. What answer did the scribe give? Was he right? *"To love the LORD your God with all your heart, mind, soul and strength; and, to love your neighbor as yourself. Yes, he gave the right answer.*
10. Jesus said that if a person kept these commandments he would inherit eternal life. Does that mean we can work our way to heaven? *No. A person would have to keep these commandments perfectly if he were to earn eternal life. We are all sinners. We cannot keep these two commandments perfectly.*
11. Has anyone ever kept these two commandments perfectly? *Yes. Jesus.*
12. How did Jesus' perfect keeping of these commandments bring eternal life to His People? *He offered His perfect life up on the cross as the perfect sacrifice and substitute for all those who would ever turn from their sins and trust in Him. He gave them His perfect standing before God that they would receive eternal life through Him.*
13. What question did the scribe ask Jesus next? *Who is my neighbor?*
14. How did Jesus answer the scribe's question about who is his neighbor? *He told the story of the Good Samaritan.*
15. Why did the priest pass by the man on the other side of the road? *He didn't want even his shadow to touch the man in case he was dead.*
16. Why did the Levite not help the man? *He also did not want to become unclean, in case the man was dead.*
17. Why was it so shocking that the Samaritan helped the man? *Because the Jews hated the Samaritans and would even spit on them when they came near. Yet, this Samaritan thought it was more important to help the hurt man than to think about how he might have treated him, if he hadn't been half dead.*
18. Of the three men, who had the best "excuse" to leave the man without helping him? *The Samaritan.*
19. What did Jesus want the scribe to see from his story? *To have mercy on someone fulfills God's great commands to love others and to love Him far more than just keeping yourself clean according the scribes' little rules.*

**Bible Truth Connection Questions**

1. What does this story have to do with our Bible Truth? *Jesus told the story of the Good Samaritan to help the scribe (and everyone else) see that loving God and loving others is the heart of God's Law, not keeping all the scribes little rules and keeping oneself pure.*

**Bible Verse Connection Question**

1. What does the story have to do with our **Bible Verse: Matthew 22:36=40**: "Teacher, which is the greatest commandment in the Law?" Jesus replied: "Love the Lord your God with all your heart and with all your soul and with all your mind.' This is the first and greatest command. And the second in like it: 'Love your neighbor as yourself.' All the Law and the Prophets hang on these two commandments."?

*This is the answer that the scribe gave correctly, but did not live out in his life.*

**Life Application Questions**

1. Have you ever used a rule as an excuse to get out of something that you know would be hard but loving?  
 2. Is it possible for us to know so much and yet love so little? Who can help us to live out the heart of God's law as God wants us to? *Yes. We can ask God to send the Holy Spirit to work in our hearts. We can ask Him to help us to turn away from our sins and trust in Jesus as our own Savior. We can ask Him to take all that we are learning about Him and use it to help us love Him more in our hearts, souls, and minds; and to live out that love with all our strength.*

**ACTS Questions**

1. What's something we can praise God for from this story? *Praise God for being the Maker of His Perfect Law that shows us how to love Him and others.*  
 2. What's something we can confess from this story? *Confess that many times, like the scribe, we know the right answers, but do not really love God or others. We deserve God's punishment. We need a Savior!*  
 3. What's something we can thank God for from this story? *We can thank God for promising to send a Savior to save all those who turn from their sins and trust in Jesus as their Savior. We can thank Him for being so willing to forgive us and to work love for Him and others in our hearts, if we ask Him.*  
 4. What is something we can ask God for, from this story? *We can ask God to work in our hearts, helping us to turn away from our sins and trust Jesus as our own Savior. We can ask Him to send the Holy Spirit to change our hearts so that they love God most and love others as much as we love ourselves.*

**The Gospel**

1. Like the scribe, we are good at knowing the right answers, but have cold hearts that do not really love God or others as we should. Is there any hope for us? What is the gospel?  
*Yes, there is! God is the good Creator and King of the world. He made people to worship Him and live by His good laws. But we are all sinners who have rebelled against Him. We all deserve death--God's just, eternal punishment for our sins. How terrible! But God has good news for us. In His great mercy, God sent His Son Jesus to earth to save sinners. Yes, Jesus, the perfect Son of God, left His home in heaven and became a man. He lived the perfect life that pleases God. (He's the only one who has ever done that!) He offered it up to God His Father as the perfect sacrifice for sins when He suffered and died on the cross. Then, on the third day, Jesus rose from the dead in victory. He had fully paid for the sins of God's people, so they wouldn't have to! Now all who turn away from their sins and trust in Jesus as their Savior will receive forgiveness of sins and eternal life with God. They will be His very own special people who will know Him and enjoy Him forever. We can be God's people, too, if we turn from our sins and trust in Jesus as our own Savior.*

## Game: Chair Pile-Up

### Materials

A Chair for every two players

Index Cards

Paper and Marker

Tape

Story Review Questions

Optional: Game "Pennies" for easy recognition for members of each team

### Preparing the Game

1. Choose 20+ questions for your game from the Story Review Discussion Questions, or make up your own.
2. Form a circle with the chairs. On the index cards, make identical two sets of numbers corresponding to the number of chairs. Use one set to tape a number onto the back of each chair.

### Playing the Game

Divide the children into teams. Have all players select a seat and share it with one other person. (No special ordering of players needed.) The players from both team will move from chair to chair according to the directions you give. ("If you have shoes that have Velcro, move 1 chair to your left," "If you came to church in a mini van, move four chairs to your right," "If you have a sister, stay where you are, but everyone else move 1 chair to the left", etc.) If there are too many students to sit on one chair, have them at least put their hands on the chair. After giving several direction, choose a number from the 2nd set of index cards. All the children at that particular numbered chair will answer a Story Review question. If they answer it correctly, they earn as many point for their team as team members at that particular chair, (i.e., if 2 people from Team A and 1 people from Team B are on the same chair, then Team A gets 2 points and Team B gets 1) If they do NOT answer it correctly, then their teams are DOCKED the same number points as team members at that chair. The team with the most points at the end of play, wins.

Game continues as number of questions, time, and attention span allow.

### Non-competitive Option

Don't split into teams. Simply play the game and have the children at whatever numbered chair is chosen answer the question.

### Optional TAKING IT TO OTHERS Activity: Quiz Questions

Have the children choose a few of the questions from the game to ask the parents/other children during TAKING IT TO OTHERS time. Help pre-readers by whispering the question in their ear and letting them ask it aloud to the parents/other children.

**CASE REPLAY ACTIVITIES**

Use this guide to review the Case Story and act it out for others to enjoy!

**CASE REPLAY, JR: YOUNGEST CHILDREN**

**Description:** The children will act out the story together, everyone doing the same action/sound effect at the same time. This activity is most suitable for kindergarteners.

**Materials**

The Case RePlay, Jr. script for younger children

**Preparation**

1. Read through the script and write in the blanks along the side possible actions/sound effects the children could do to act it out.

**Instructions**

1. Tell the children that they will be re-enacting the story together as you tell it.
2. As you read the script, lead the children in actions/sound effects to do with you.
3. If desired, you can read the script and stop at certain sentences and ask them what a good action/sound effect would be to act out what you just read.
4. Repeat the re-enactment one or two times more.

**CASE REPLAY, SR: OLDER CHILDREN**

**Description:** The children act out the story as a three-scene play. You will narrate it using the Case RePlay, Sr. script and they will act it out (no spoken words, for the most part), with each child assuming a different character's role. This activity is most suitable for first grade and up. You will review the story, then practice it a few times before performing it for others.

**Materials**

The Case RePlay, Sr. script

White board or other large format paper

Costumes and props

**Preparation**

1. Prepare for the play by choosing costumes and props for each character in the story. Decorate the area with any scenery props.
2. Write the words "Beginning," "Middle," "End" on a large piece of paper/whiteboard with plenty of space under each heading. You will use this paper to help the children think about the story as a three-scene play, as it is presented in the script.

**Instructions**

1. Tell the children that they will get to act out the story as a three-scene play, with a beginning, middle and end section. Tell them that before they can act it out, they need to think it out. as you narrate it with your script.
2. Take the children's answers as they recount the story, helping them put key incidents in the right order.
3. If desired, when they have filled in their Beginning, Middle, End, read through your whole (real) script, so they hear exactly what you will have them act out.
4. Then tell the children that it's time to practice acting out the story.
5. Assign parts to each child. If you are using costumes, do NOT give them out at this point. They will be a distraction.
6. Have all the children sit on the floor or in chairs on one side of the "stage," then call the characters up in place as their part in the story comes.
7. As you read the script, guide the children in where you want them to move or do to act it out.
8. After going through the whole script once, give out any costumes and props and act out the script once or twice more.

**Optional TAKING IT TO OTHERS Activity: Re-enacting the Story**

Read the script as the children act out together (younger) or assuming different roles (older) as the other children or the parents watch.

## **CASE REPLAY, JR--YOUNGER KIDS (KINDERGARTEN) P.2**

Welcome to our Case Story Re-Action! The name of our story is called: The Case of the Shema and the Scribe.

This story takes place in New Testament times, when Jesus lived on earth.

And now we present: "The Case of the Shema and the Scribe."

### **Scene 1:**

A scribe wearing long robes and a phylactery joined the crowd around Jesus. He had studied the Law many years. As a boy, he went to the Beth Hammedrash to learn all about God's Word and all the little rules that the scribes and teachers of the Law had written about the Law. He learned how to make a copy of God's Word so that it would have no mistakes. The words of the Shema--to love the LORD your God with all your heart, mind, soul and strength— were written in his phylactery. They were the most important words of God's Law. The scribe had been taught that to keep oneself pure by keeping all the little rules of the scribes was how to love the LORD as the Shema commanded. He and the other scribes were to be the protectors of God's Word by making sure that everyone kept all the little rules.

### **Actions:**

---

---

---

---

---

### **Scene 2:**

But Jesus disagreed with the scribes. He said the heart of God's Law was not all the scribes little rules, but to love God and to love others. He didn't wash his hands as the little rules say, nor did He stop healing people on the Sabbath. He didn't make His disciples keep the little rules either. He told them that the words of the Shema never made it into their hearts. They were proud and uncaring. The scribes were furious with Jesus. They wanted to get rid of him. This scribe had come to test Jesus to get Him in trouble. He asked Jesus what you must do to inherit eternal life, a question the scribes often used to test each other. Jesus made the scribe answer instead. The scribe gave the right answer: to love the Lord with all your heart, mind, soul and strength; and to love your neighbor as yourself. Jesus told him to do this and he would have eternal life. The scribe tested Jesus with another question: "But who is my neighbor?"

---

---

---

---

---

---

---

### **Scene 3**

Jesus answered with a story. A Jewish man traveling from Jerusalem to Jericho was attacked by thieves, robbed, beaten up and left half dead on the roadside. A priest who was headed home in Jericho after serving in the Temple in Jerusalem saw the man. He couldn't tell if he was dead. In his heart, he didn't really want to bother with helping the man. He reminded himself that the scribes' little rules said that if even his shadow fell upon a dead man, he would become unclean. He would let someone else help the man. So he crossed on the far side of the road so his shadow would not touch the hurt man. A Levite came down the road next. He also had just finished serving in the Temple and was headed home. He went closer to the man to see if he was dead. He couldn't tell for sure and he didn't really want to bother helping the man either. He reminded himself of the scribes' little rules, such as you should only help good people. If you don't know someone, don't help them because they might not be good. He crossed on the other side of the road and walked by, too. But when a Samaritan man saw the Jewish man, he hurried to help him. Usually a Jew would spit on a Samaritan and wouldn't want to touch him or any of his things, but it didn't matter now. He poured wine and oil on his wounds, put him on his donkey and carried him to a nearby inn. He cared for him all night, then left money with the innkeeper to keep taking care of him. He would pay the rest of the bill when he came back. Jesus asked the scribe who had been the man's neighbor. "The one who showed him mercy," the scribe said. "Go and do the same," Jesus replied. Jesus had made his point. Loving God and others was the heart of God's law, not the little rules of the scribes.

---

---

---

---

---

---

---

---

---

---

**Bible Truth Tie-In:** The Bible Truth we are learning is: **The Heart of God's Law Is Love.** Jesus told the story of the Good Samaritan to help the scribe (and everyone else) see that loving God and loving others is the heart of God's Law, not keeping all the scribes little rules and keeping oneself pure.

## **CASE REPLAY, SR--OLDER KIDS (1ST GRADE AND UP) P.3**

Welcome to our Case Story Re-Action! The name of our story is called: The Case of the Shema and the Scribe.

This story takes place in New Testament times, when Jesus lived on earth.

The characters in our story are: Crowd, Scribe, Jesus, Jewish man, Robbers, Priest, Levite, and Samaritan.

And now we present: "The Case of the Shema and the Scribe."

### **Scene 1: (Beginning)**

A scribe wearing long robes and a phylactery joined the crowd around Jesus. He had studied the Law many years. As a boy, he went to the Beth Hammedrash to learn all about God's Word and all the little rules that the scribes and teachers of the Law had written about the Law. He learned how to make a copy of God's Word so that it would have no mistakes. The words of the Shema--to love the LORD your God with all your heart, mind, soul and strength— were written in his phylactery. They were the most important words of God's Law. The scribe had been taught that to keep oneself pure by keeping all the little rules of the scribes was how to love the LORD as the Shema commanded. He and the other scribes were to be the protectors of God's Word by making sure that everyone kept all the little rules.

### **Scene 2: (Middle)**

But Jesus disagreed with the scribes. He said the heart of God's Law was not all the scribes little rules, but to love God and to love others. He didn't wash his hands as the little rules say, nor did He stop healing people on the Sabbath. He didn't make His disciples keep the little rules either. He told them that the words of the Shema never made it into their hearts. They were proud and uncaring. The scribes were furious with Jesus. They wanted to get rid of him. This scribe had come to test Jesus to get Him in trouble. He asked Jesus what you must do to inherit eternal life, a question the scribes often used to test each other. Jesus made the scribe answer instead. The scribe gave the right answer: to love the Lord with all your heart, mind, soul and strength; and to love your neighbor as yourself. Jesus told him to do this and he would have eternal life. The scribe tested Jesus with another question: "But who is my neighbor?"

### **Scene 3: (End)**

Jesus answered with a story. A Jewish man traveling from Jerusalem to Jericho was attacked by thieves, robbed, beaten up and left half dead on the roadside. A priest who was headed home in Jericho after serving in the Temple in Jerusalem saw the man. He couldn't tell if he was dead. In his heart, he didn't really want to bother with helping the man. He reminded himself that the scribes' little rules said that if even his shadow fell upon a dead man, he would become unclean. He would let someone else help the man. So he crossed on the far side of the road so his shadow would not touch the hurt man. A Levite came down the road next. He also had just finished serving in the Temple and was headed home. He went closer to the man to see if he was dead. He couldn't tell for sure and he didn't really want to bother helping the man either. He reminded himself of the scribes' little rules, such as you should only help good people. If you don't know someone, don't help them because they might not be good. He crossed on the other side of the road and walked by, too. But when a Samaritan man saw the Jewish man, he hurried to help him. Usually a Jew would spit on a Samaritan and wouldn't want to touch him or any of his things, but it didn't matter now. He poured wine and oil on his wounds, put him on his donkey and carried him to a nearby inn. He cared for him all night, then left money with the innkeeper to keep taking care of him. He would pay the rest of the bill when he came back. Jesus asked the scribe who had been the man's neighbor. "The one who showed him mercy," the scribe said. "Go and do the same," Jesus replied. Jesus had made his point. Loving God and others was the heart of God's law, not the little rules of the scribes.

**Bible Truth Tie-In:** The Bible Truth we are learning is: **The Heart of God's Law Is Love.** Jesus told the story of the Good Samaritan to help the scribe (and everyone else) see that loving God and loving others is the heart of God's Law, not keeping all the scribes little rules and keeping oneself pure.

## A Phylactery with the Shema Inside

### Description

Children will make a phylactery/ies out of a miniature matchbox and write/decorate a little copy of the Shema in English/Hebrew to put inside.

Note: Matchbox version may be better for the youngest children who may have a hard time with the needle and thread

### Materials

1 miniature matchbox with the sliding inner box per child (emptied of matches!)

NOTE: If you want your children to make the arm rather than the forehead phylacteries, or all three, then you will need to get more boxes per child

Black leather/vinyl strips or Leather-colored fabric to make into 1' x 3' lengths, 1 per phylactery

Pencils

Black and other colors of thin-tipped markers

Black construction paper

Glue sticks or rubber cement

### Preparing the Craft

1. Cut out a piece of black construction paper to fit around the outside of the matchbox.
2. Cut strips out of leather/fabric, 1' x 3', one per phylactery
3. Make copies of paper to use in each phylactery, Pattern #1 or #2, depending on if you want the children to try to print out the Hebrew with English on their own or not; or whether they will just decorate with markers around it. (Younger children will do better with just decorating.) Trim off outer white edges of paper.

### Making the Craft

1. Show the children a copy of the craft.
2. Have the children decorate/copy words of Shema in Hebrew with English.
3. Glue the black construction paper around the box, leaving the short sides with the sliding box open.
4. Remove the sliding box completely from the outer shell.
5. Thread the strip of fabric/leather completely through the outer shell.
6. Fold and roll the Shema up into a small roll. (See Picture #1)
7. Insert it into the inner sliding box, then put the sliding box back in place.
8. Pull the strip of fabric to center box on it.
9. Follow directions for how to put the phylactery/ies on. (Instructions #1)
10. Share with the children any of the information about the little rules that go along with wearing the phylacteries among traditional Jews today. (Instructions #2) Discuss how they compare with what they learned about the scribe.

### Optional **TAKING IT TO OTHERS** Activity: Craft Presentation

If you are presenting the craft to other children or parents the children can hold up their crafts (or your model craft) and read their Bible Truth Connection answers to explain the importance of the craft.

**CASE CRAFT****Discussion Guide****Instructions:**

As the children are settled into making their craft, ask them these questions to help them understand the craft's significance. Use the answers provided to guide the children's answers.

**Discussion Questions**

1. What did the scribe wear strapped to his head?  
*A phylactery.*
2. What was in the phylactery? *The words to the Shema.*
3. Why did the scribe wear the phylactery on his head? *To show that to love God with his heart, soul and strength was to be the reason he did everything he did.*
4. What is Bible Truth that we are learning?  
*The Heart of God's Law Is Love .*
5. What does our craft have to do with our Bible Truth: The Heart of God's Law Is Love ?  
*The scribe wore the phylactery with the words of the Shema inside to remind him that everything he did should be to love the LORD with all his heart, soul and strength. But the scribe wrongly thought that loving God this way meant keeping all the little rules of the scribes, instead of truly living out God's Laws from his heart.*
6. What can our craft help us remember?  
*Loving God with all of our heart, soul and strength (and loving others as ourselves) should be the reason for everything we do.*

**TAKING IT TO OTHERS****Craft Presentation****Instructions:**


Have children hold up your model craft/their crafts. Choose five children (or you say) the five sections below to explain the craft's importance.

**Presentation:**

1. Our craft is: A Phylactery with the Shema Inside.
2. On his forehead, the scribe strapped a phylactery with the Shema inside to show that to love God with his heart, soul and strength was to be the reason he did everything he did.
3. Our Bible Truth is: The Heart of God's Law Is Love.
4. The scribe wore the phylactery with the words of the Shema inside to remind him that everything he did should be to love the LORD with all his heart, soul and strength. But the scribe wrongly thought that loving God this way meant keeping all the little rules of the scribes, instead of truly living out God's laws from his heart.
5. Our craft can help us remember that loving God with all of our heart, soul and strength (and loving others as ourselves) should be the reason for everything we do.


Note: Even non-readers can participate in presenting the craft, if you will whisper what they are to say in their ear and let them say it aloud for the others to hear.






שָׁמַע יִשְׂרָאֵל יְהוָה אֱלֹהֵינוּ יְהוָה אֶחָד: 4  
וּבְכָל-מַאֲדֶיךָ: בְּכָל-לִבְבְּךָ וּבְכָל-נַפְשְׁךָ וּבְכָל-מְאֹדֶיךָ וְאֵף 5

**“Hear, O Israel: The Lord our God, the Lord is one. You shall love the Lord your God with all your heart and with all your soul and with all your might.”  
Deuteronomy 6:4-5**



שְׁמַע יִשְׂרָאֵל יְהוָה אֱלֹהֵינוּ יְהוָה | אֶחָד: 4  
וּבְכָל-מְאֹדָי: בְּכָל-לְבָבְךָ וּבְכָל-נַפְשְׁךָ וּבְכָל-חַיְוֹתְךָ אֶת יְהוָה אֱלֹהֶיךָ וְאֵל: 5

**“Hear, O Israel: The Lord our God, the Lord is one. You shall love the Lord your God with all your heart and with all your soul and with all your might.”**  
**Deuteronomy 6:4-5**





These page were printed from [www.Hanefesh.com/edu/Tefillin.htm](http://www.Hanefesh.com/edu/Tefillin.htm)  
Tefillin is another word for phylactery

#### Basic Phylactery Laws

- I. If for some reason you have only one half of the set, whether it be only the one for the head, or only the one for the arm, put that one on and recite only the blessing for that one.
- II. When putting on tefillin it is very important to have a clean body. In addition to general cleanliness, one must be especially careful to be clean after going to the bathroom.
- III. Someone who has no control over what comes out of his body is forbidden to wear tefillin. Anyone in that situation should discuss it with his Rabbi to find out when and how he may wear tefillin.
- IV. One should go to the bathroom before putting on the tefillin, or at least be absolutely sure he will not have to go while wearing the tefillin. If while wearing tefillin you feel the need to go, you must remove the tefillin and go.
- V. If you feel the need to pass gas while wearing tefillin, you must first remove your tefillin.
- VI. Never take tefillin or any holy item into a bathroom. While wearing tefillin, one should only think clean thoughts. As well as speaking out loud.
- VII. We may not wear tefillin at night.
- VIII. We do not put on tefillin on the Sabbath.
- IX. While putting on Tefillin, one may not talk from the first blessing through the Statement.[Until Step C, see below]
- X. One who is right-handed binds the tefillin on his left arm; one who is a lefty binds the tefillin on his right arm. (Same style just opposite sides.)
- XI. Tefillin should be put on your weaker hand. If you are right-handed, use your right hand to put your tefillin on your left hand. If you are left-handed, use your left hand to put tefillin on your right hand. If you are ambidextrous, ask your Rabbi, because each case is different. If you are unable to contact a Rabbi for some reason, assume in the interim that the hand with which you write is your stronger hand (for this purpose, at least).
- XII. Always treat your tefillin with the greatest of respect and reverence. Do not remove them from the bag by shaking them out of the bag, for example. Always take them out carefully, and put them back carefully. Tefillin are made of leather. That means that you must keep them safe from things that hurt leather, like moisture and extreme temperatures.

This is a guide to putting on the tefillin. It will be much easier to have a live person showing you the first time- words cannot equal the real thing.

The presentation and video displayed, is a right-handed fellow who binds the tefillin on the left arm, one who is a lefty binds the same process vice versa on the right arm. There are some different customs of the bindings, the presentation here is the basic Ashkenazi custom. Any Jew can perform the deed using this custom.

### **Hebrew keywords**

Tefillin: The general name for phylactery.

Shel Rosh: The black box that sits on the head.

Shel Yad: The black box that sits on the arm/biceps.

Bayis: The black box in general.

### Step A

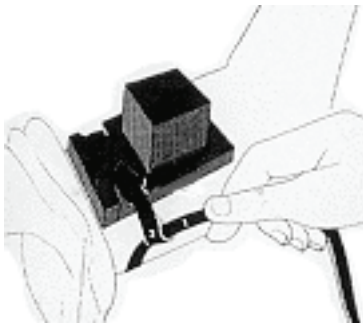
(Sephardic Jews and Married Ashkenazi Jews shall place a tallith first.

1. We start with the hand. We never start with the head, so if you accidentally take out the shel Rosh (the tefillin for the head) first, put it aside and take out the shel yad (the tefillin for the hand).

2. When putting on tefillin or taking tefillin off, Ashkenazi Jews stand, Sephardic Jews sit. While putting on Tefillin, you may not talk from after the first blessing through the Statement. (Until Step C, see below)

3. Start, roll up left sleeve (lefties roll up right sleeve, same process vice versa on right arm), make sure you take off rings and watches on that hand. Unwrap the straps and take the shel yad carefully out of the box. Open the loop very wide, and slide back the shel yad until center of your biceps.

### Position for Shel Yad



**BEFORE CLASS:****1. PICK YOUR PERSON**

VIPPs can be anyone in your church! Typically, they fall into 6 categories: Church staff, Elders, Deacons/deaconesses, Special Volunteers (people who aren't paid, but spend a lot of time helping out in particular ways), Supported Workers (aka missionaries), and Church Members.

**2. GATHER YOUR FACTS**

Use the VIPP Information Sheet to write down the facts about your VIPP. The information on this worksheet is used in the VIPP activities, listed in the "Choose an Activity" section below.

**DURING THE ACTIVITY:****1. INTRODUCE YOUR VIPP**

Introduce your VIPP to the children, using the VIPP Information Sheet. Fill in a set of VIPP Clue Cards with the information for your VIPP. If desired, you can even have the actual person come into class for the children to meet.

Need help describing what someone does for the church in a kid-friendly way? Check out the list of common VIPPs on the Praise Factory website in the PFI resources. There are lots of kid-friendly descriptions for common VIPP's, such as pastors, elders, deacons and a lot more.

**2. PRAY!**

Lead the children in praying for the VIPP. Ask the children if they would like to pray for one of the VIPPs prayer requests. Even non-readers can pray for the VIPP if you whisper the prayer request in their ear, then let them say it aloud. Never force a child to pray!

**3. CHOOSE AN ACTIVITY**

There are two activities you can use to help the children learn about the VIPP:

**VIPP Clue Cards:** These are nine coloring sheets in which children fill in the nine things they learn about the VIPP from the VIPP Information Sheet. Photocopy a set of each child. Use as few or as many of these Clue Cards as you desire.

**VIPP Game:** This is a game that uses a set of Clue Cards for one or two VIPPs.

Choose a VIPP and fill in his/her information on the VIPP Information Sheet. Fill in a set of VIPP Clue Cards with the information for your VIPP. Tell the children about the VIPP, having them fill in the VIPP Clue Cards with the key facts as they learn them. Write any words the children need to write on a white-board or other piece of paper so they can see how to spell them. Help younger children write these words on their clue cards. Ideas for how to tell the children about many common VIPPs are listed at [praisefactory.org](http://praisefactory.org) with the resources for this Bible Truth.

**Optional TAKING IT TO OTHERS Activity: Introduce and Pray for the VIPP**

If you are presenting the VIPP to other children or parents you can assign children to hold up the 10 clue cards and say what each card tells about the VIPP. (Or, you can have the children hold them up as you tell what each one means.) Then lead the children in praying for the VIPP.

## Game: Crabbin' Around

### Materials

Information Sheet for two VIPPs

2 Sets of Clue Cards

Tape

A Bag

### Preparing the Game

1. Fill in one set of clue sheets for the VIPP you are using.
2. Put all the Clue Cards in a bag, except for the ones with the names and pictures of the VIPPs.
3. Tape the picture and name of each VIPP to the wall, about 3 feet from the ground.

### Playing the Game

**Reveal:** Tell the children about the VIPPs, showing them your filled-in clue cards as you tell about them.

**Review:** Put the Clue Cards for both VIPPS put in one bag. Mix up. Have children sit down, with their legs in front of them and their hands propped behind them. Show them how to get in crab position and try moving around. (Moving on hands and feet, with front side facing up). Tell them that you will pull out a clue, tell them what it is and they are to crab-crawl their way to the picture of the person who it belongs to. Give them the answer after everyone has run to their guessed person. Continue until all clues have been used up.

# **VIPP INFORMATION SHEET**

## **VIPP NAME:**

\_\_\_\_\_

## **WHAT VIPP LOOKS LIKE**

Man or Woman? \_\_\_\_\_

Hair color? \_\_\_\_\_

Eye color? \_\_\_\_\_

## **FAVORITE ANIMAL**

\_\_\_\_\_  
\_\_\_\_\_

## **FAVORITE FOOD**

\_\_\_\_\_  
\_\_\_\_\_

## **FAVORITE FREE TIME ACTIVITY**

\_\_\_\_\_  
\_\_\_\_\_

## **WHAT VIPP DOES DURING WEEK**

\_\_\_\_\_  
\_\_\_\_\_  
\_\_\_\_\_  
\_\_\_\_\_

## **VIPP GROUP OF SERVICE:**

- |                   |                                  |
|-------------------|----------------------------------|
| Church Member     | Deacon                           |
| Elder             | Church Staff                     |
| Special Volunteer | Supported Worker<br>(Missionary) |

## **3 WAYS VIPP SERVES CHURCH**

\_\_\_\_\_  
\_\_\_\_\_  
\_\_\_\_\_  
\_\_\_\_\_  
\_\_\_\_\_  
\_\_\_\_\_

## **3 WAYS TO PRAY FOR THE VIPP**

\_\_\_\_\_  
\_\_\_\_\_  
\_\_\_\_\_  
\_\_\_\_\_  
\_\_\_\_\_  
\_\_\_\_\_

