

BIBLE TRUTH 3, LESSON 2: PLANNER/OVERVIEW

GETTING STARTED: Welcome and Opening Songs (*introduce unit and get kids moving with these songs*)

Welcome to Praise Factory: PFI: Praise Factory Investigators Theme Song *PFI NIV Songs 7, Track 1*

Rules to Help Us Worship God and Love One Another: WoGoLOA Classroom Rules Song
PFI NIV Songs 7, Track 2

Big Question Under Investigation: Big Question 7 Songs *PFI NIV Songs 7, Tracks 3,4*

Big Question Bible Verse: Ephesians 5:1-2 Song *PFI NIV Songs 7, Track 5*

DIGGING DEEP DOWN: Key Concept and Story (*introduce the Bible Truth and tell the related story*)

Bible Truth 3: God Gave Us His Laws to Convict Us of Our Sin, That We Might Be Saved

Bible Truth Hymn: Breathe on Me, Breath of God, v.1 *PFI NIV Songs 7, Track 12*

Bible Verse: Isaiah 55:6-7

Bible Verse Song: Seek the LORD *PFI NIV Songs 7, Track 13*

Lesson 2 Story of the Saints: The Case of the Robber's Riches

TAKING ACTION: Response Activities (*choose from among these activities*)

Snack and Discussion Planner: German Food and Robbers' Loot

ACTS Prayer: Prayer Sheet

Bible Truth Review: Discussion Questions and Game: Circus Lions

Bible Truth Hymn: Breathe on Me, Breath of God, v.1 *PFI NIV Songs 7, Track 12*
Song, Sign Language and Song Game: Pass the Secret Sign **PFI NIV Songs 7 BOOK or ONLINE**

Bible Verse Review: Isaiah 55:6-7 Discussion Sheet and Game: Hot and Cold Hide

Bible Verse Song: Seek the LORD Isaiah 55:6-7 *PFI NIV Songs 7, Track 13*
Song, Sign Language and Song Game: Mimic Me! **PFI NIV Songs 7 BOOK or ONLINE**

Story Review: Discussion Questions and Game: Shoe Search and Ransom

Case Replay, Jr: Drama Activity for Youngest Children (children do same story actions together)

Case Replay, Sr: Drama Activity for Most Children (children re-tell story with individual parts)

Craft: The Merchants' Wagon Full of Riches

VIPP (Very Important Prayer Person) Prayer Time: Coloring Sheets(back of book) & Game: Beanbag Toss In

TAKING IT HOME: Take Home Sheet for Review and Family Devotions

PFI Pronto: Bible Truth 3, Lesson 2 **PFI NIV PRONTOS 7 BOOK or ONLINE**

The Case of the Robber's Riches

Our story is called:

The Case of the Robber's Riches.

As you listen to the story, see if you can figure out:

1. What riches did the robbers steal?
2. Which robber found another, far greater kind of riches? How did he receive these?

This story takes place in the late 1700's, in one of the dark, hidden clefts in the wild, wooded hills of the beautiful Schwraswald (Black Forest) of Germany.

The spot certainly was a strange one for an auction. There was no auction hall; no great crowd of respectable people to bid for the beautiful items for sale. No. This auction took place at midnight in a place hidden among the dark-barked pine trees that gave the Black Forest its name.

The bidders gathered together under torchlight, even armed with knives and other weapons for protection! Who would come to such a place for an auction, you might wonder? Robbers, that's who. The very same robbers who earlier that evening had stolen the wagon of wealthy merchants, filled with all kinds of riches. Usually the robbers would sell their stolen loot in a nearby town. But tonight's catch was so huge that they felt sure that someone would get suspicious and turn them over to the sheriff if they sold any of it close by. So they decided to auction off their goods among themselves, then spread out and each sell their own portion all across the country.

One of the bandits stood in front of them, acting as auctioneer. Costly clothes and many other things were offered for sale, while a bottle of beer was passed round. Item after item was sold to the lucky robber who was able out bid his fellow thieves.

Then as almost a joke, the auctioneer held up a New Testament as the next article up for bid. "What will you give me this book, mates? I'm sure there are plenty of you here who need it!" the bandit began. The crowd laughed, clapped and cheered as the man said all sorts of bad things about God's Word.

"What? No bids, men? Why not? Surely someone here wants a fine book like this," the auctioneer sneered.

"Read us a chapter, first!" someone joked from the crowd. "We need to hear what's in it so we can decide how much it's really worth."

adapted from Religious Stories for Young and Old by Joel Beeke

Thinking this would be worth some good laughs, the other robbers urged the auctioneer on with cheers and applause. "Yes, yes, read us some! Read us some!" they yelled.

Encouraged by their applause, the auctioneer agreed. He opened the New Testament and began to read from it in a mocking voice, to the great amusement of the listeners. How they enjoyed making fun of God's Word! They were certain there was no place in their lives for anything God's Word said! That book told them they had all broken God's laws and they needed to repent of their sins or face His eternal punishment. They laughed at what the robber read. They didn't care what the New Testament said about God, His good laws or even about themselves. Its words were worth a good laugh; that was all. They would live however they pleased.

But in all their joking the robbers failed to notice the oldest thief was not joining in the fun. This was very strange, for usually he was the boldest leader in all their pranks and robberings. But there he was, sitting very quiet and deep in thought, his folded hands resting on his knees. What could this mean?

The reason was a very simple one. The chapter which the auctioneer had chosen to read was the very the same passage his godly father read to him at family worship time thirty years earlier. It was the last words he heard before running away from home to keep from being arrested by the police for a crime he had committed.

In all those years, he had never returned home, but he could still remember it all, as if it was just yesterday. There they were, all seated around the breakfast table, his father, with open Bible on the table, reading the same chapter which the auctioneer was reciting just

Story-telling Tips

Ahead of time:

1. Read the Bible verses and story. Pray!
2. Create story cue cards on index cards (or highlight text).
3. Practice telling story dramatically, timing your presentation. Shorten, if necessary to fit your allotted time.
4. Decorate area with story props that help bring your story alive.

During your presentation:

1. Maintain as much eye contact as possible as you tell the story. Point to/use props at important points in the story. Include the kids in your story with a few questions about what they think will happen or words/concepts that might be new to them.
2. Watch the kids for signs that their attention span has been reached. Shorten, if necessary.

STORY OF THE SAINTS

now to sneers and jeers. There was his dear mother listening eagerly to the Word of God, as were his brothers and sisters. He saw himself, too, and remembered what was in his cold, stubborn heart that morning as he had listened to his father read.

“What place in my life is there for words like these?” he had thought to himself. “I don’t care about God or His laws; I will live as I please!”

When he ran away from home that day, he ran away from God and His Word, too. Since that morning, he had never offered a prayer. He had pushed God out of his life, completely.

But now that very same Word of God, so completely rejected before, was suddenly doing a mighty and miraculous work in this lost man’s spirit. God’s Holy Spirit began to work in his heart as he heard this Bible passage again. Soon other of the verses his father and mother taught him came to mind. God was giving this old man the gift of faith!

Caught up in all these wonderful memories, the robber chief forgot all that was taking place around him. He was jolted back to the present with a rough slap on the shoulder from the hand of his nearest companion. “Now, old dreamer, why are you not bidding for that book?” his friend joked. “You know you need it worse than anybody else, for you are the biggest sinner among us.”

“Yes, that I am,” the man said sadly. “Give me that book, auctioneer,” he shouted. “I’ll pay the full price for it!” he said thrusting the agreed amount of coins into the auctioneer’s hands.

The auction continued that night until all the loot was sold. In the morning the robbers left to go one by one to distant villages to try to sell their goods, but the old robber didn’t leave with them. Instead, he chose a hidden spot among the rocks to read God’s Word and think. As he read, he was overwhelmed with the guilt of all the sinful things he had done.

“What a terrible sinner I have been!” he cried. “I chose to make no place in my life for God and His good laws, all these years. I have lived whatever sinful way pleased me. But I wonder, is it too late for me now? Is there anyway for someone like me to be forgiven by God after all I have done?” he wondered.

There was only one way to find the answer to that question: in God’s Word. So on and on the old robber read, seeking for some comfort or hope or guidance. At last, the LORD answered his prayer as he read how Jesus had come to seek and save sinners, even terrible sinners like himself. What great news this was! Wasting not another moment, the old robbers repented of his sins and trusted in Jesus as His Savior. God forgave him. He was saved!

This old man’s repentance started with a prayer, but it didn’t end there. Repentance means turning away from your sinful life and turning to live a new life--one that aims to please God. This man knew he would have to make a lot of changes if he was really to be one of God’s people. And so he did! He decided to leave the wicked men who had been his companions and to stop robbing. At daybreak he would seek out the pastor of the nearest village and tell him all that had happened. Then, he would turn himself in to the sheriff to receive the punishment he deserved for all the robberies.

So when morning came, the old robber left his hiding place and headed straight for a nearby village. Going to the pastor’s house, he told him how he had come to repent of his sins and turn to Christ to seek salvation as a lost sinner. The pastor listened to the man’s story and rejoiced to see his true repentance and faith. Yes, Jesus had died on the cross as the perfect sacrifice for all who turn and trust in Him. As a true believer in Jesus, even all of the many sins of this old robber had been forgiven by God, once and for all.

Together the pastor and the old man walked down to the village jail to turn himself in. As he entered the jail building, who should he see there behind bars, but all of his companions! Last night while he had been in his hiding place crying out to God for mercy, they had all been caught and arrested. He was the only one to get away!

The old man told the sheriff everything: how he had been a robber for thirty years and had helped rob the merchants with the rest of the men already behind bars. But he also told him of the change that God had brought in his heart. “God in His mercy has used His good Law to convict me of my sins and save me--yes, even me! I am a new man because of Jesus. That is why I

have come to turn myself in.”

The sheriff was shocked. “Your companions will probably be put to death for their crimes, but it may be that the archduke will show you mercy because you turned yourself in and made this confession,” the sheriff told him. “I will do what I can to help you.”

Trial day came. Just as the sheriff predicted. All of other robbers were sentenced to death, but the old man was treated with mercy. He was sentenced to serve ten years in prison, but was released at the end of seven, because of his good behavior. He went to live a good life in the service of a kind, rich man.

The old robber proved to be a true follower of Jesus Christ through the rest of his life. Never did he turn back to his old ways. He was a lasting blessing in his master’s household to the very end. And on the day he died, he used his very last breath to bless His Savior who had come to seek and save sinners, even terrible sinners like him.

Cracking the Case:

It’s time to answer our Case Questions.

1. What riches did the robbers steal? They robbed merchants of whatever they carried in their wagons.

2. Which robber found another, far greater kind of riches? How did he receive these? An old-man robber found salvation through Jesus. When he heard God’s Word read, the Holy Spirit worked in his heart. He was convicted of his sins, turned from them and trusted in Jesus as his Savior.

Something for You and Me

Our Bible Truth is:

God Gave Us His Laws to Convict Us of Sin That We Might Be Saved

Our Bible Verse is: Isaiah 55:6-7

“Seek the LORD while He may be found; call on him while he is near. Let the wicked forsake his way and the evil man his thoughts. Let him turn to the LORD, and He will have mercy on him, and to our God, for He will freely pardon.”

What about you and me? Many of us have heard about God and His good laws from the time we were very small, just like that robber. And we have the same choice he had: to know it, but find no place for to work in our hearts; or, to ask the Holy Spirit to use it to convict

us of our sins and turn us in repentance and faith to Jesus. Let’s praise God for letting us know Him and His good laws. Let’s ask Him to use it to work in our hearts that we trust Him as our Savior and grow to love Him and live for Him more and more each day.

Close in prayer.

Closing ACTS Prayer

A God, we praise You for being so merciful to sinful people. We praise You for being the giver of Your powerful Word, the Bible.

C God, we confess that many times, like the man in our story, we hear and know Your Word, the Bible, but we would rather do what we want to do. We too often choose to reject You and Your good ways. We need a Savior!

T God, we thank You for being so full of compassion and mercy that You would still forgive and accept people who have chosen to deliberately ignore and rebel against You and Your good laws. Thank You for using Your Word, including Your laws, not just to show us that we are sinners, but to convict us of our sins that we might turn to You and be saved.

S God, work in our hearts. Help us to know and love You and Your good Word. Use Your Word to convict us of our sins and trust in Jesus as our Savior.

ACTS PRAYER ACTIVITY

Use this sheet to write down your ACTS Prayer

Instructions:

Use this sheet to help the children apply the Bible Truth into a prayer. You can use the ACTS provided or even better, have the kids think of their own applications. Also have the children add their personal requests to the prayer, too. Lead the children in the prayer or let them pray sections, with your help. Never force a child to pray! Non-readers can participate by you whispering a section of the prayer into their ear and allowing them to pray it aloud for the group.

ADORATION:

God, we praise You for being so merciful. You are the God who convicts sinners of sins to save them, not just condemn them.

God, we praise You for being.....

Add your own Adorations:

CONFESSION:

God, we confess that we have broken Your good laws in many ways. We deserve Your punishment! We need a Savior!

God, we have sinned against You....

Add your own Confessions:

THANKSGIVING:

Thank You, God for giving us Your laws that show us what sin is. Thank You for using Your laws to not just show us we are sinners, but to point us to our need of Jesus as our Savior.

God, we thank You for...

Add your own Thanksgivings:

SUPPLICATION:

God, work in our hearts! Help us turn away from our sins and trust in Jesus as our Savior.

God, we need Your help...

Add your own Supplication:

SNEAKY SNACK

Can you figure out how this snack relates to the story?

Snack: German Food and Robbers' Loot

German breakfast food like what the family might have eaten together: bread rolls, butter and jam; ham; and/or muesli/granola with milk OR take strands of bread dough from refrigerator/freezer section of store to braid together and connect ends to make a bracelet, like the robbers might have stolen. You can stick lifesavers into dough as it bakes to add jewels. NOTE: place foil down on baking sheet before setting dough with lifesavers on it. Melted lifesavers are tough to remove!

This is only a suggestion. Feel free to modify. Be mindful of allergy issues among your children!

Case Tie-in: When the old robber heard God's Word, he remembered the last time he had heard it, long ago, when he was a boy and lived with his family. He had ignored God's Word as a boy, but now was convicted of his sin, when he heard it this time. God worked in his heart, convicting him of the terrible, sinful way he had chosen to live and all the things he had taken as a robber. The man turned away from his sins and trusted in Jesus as his Savior. What great riches he received that day!

SOUL FOOD

Food for thought during snack time

1. What does the snack have to do with the story?

Choose a few questions from the other activity discussion sheets to talk about during this snack time.

2.

3.

4.

5.

6.

7.

Directions: Read and discuss Bible Truth, using a FEW of the questions. Play game. Feel free to modify the game to fit your children.

God Gave Us His Laws to Convict Us of Our Sin, That We Might Be Saved

God made each of us with a heart that tells us what is right and wrong. When we hear God's laws, we know that they are right. When we disobey God's laws, we know that we are doing wrong. We know we are not the perfect law-keepers God created us to be and calls us to be.

God's laws remind us that we deserve God's punishment for our sins, but that's not all God has planned for His laws to do. He has also planned for His laws to show us our sin, that we would turn away from our sins and be saved.

God loves to save sinners! Jesus promised that whoever comes to Him, repenting of their sins and trusting in Him as their Savior, He will never turn away. No matter how bad of a lawbreaker they have been, He will forgive their sins and save them. He will forgive us all of our sins, if we repent of our sins and trust in Jesus as our Savior.

Understanding the Bible Truth

1. What has God given us to tell us what is right and wrong? *A heart.*
2. What do we know when we hear God's laws? *That they are right.*
3. How do we know we are not the perfect law-keepers God calls us to be? *We disobey God's laws.*
4. What do God's laws remind us? *That we are sinners deserving God's punishment.*
5. What wonderful, merciful thing did God plan for His laws to do? *To show us our sin that we would turn away from our sins, trust in Jesus and be saved.*
6. What did Jesus promise all people, no matter how badly they have sinned? *Whoever comes to Him, having truly repented of their sins and trusted in Him as Savior, He will never turn away.*
7. How can Jesus make this promise? *Because He paid for all the sins of all who would ever turn from their sins and trust in Him.*

Bible Verse Connection Question

1. What does our Bible Truth have to do with our **Bible Verse: Isaiah 55:6-7**: "Seek the LORD while He may be found; call on him while he is near. Let the wicked forsake his way and the evil man his thoughts. Let him turn to the LORD, and He will have mercy on him, and to our God, for He will freely pardon."?
We seek the LORD by praying to Him and by reading His Word. His Word shows us that we are sinners deserving God's punishment. But it also promises that all who forsake their wicked ways (their rebellion against God) and their evil thoughts and turn to the LORD, He will have mercy on them. He will freely pardon.

Bible Truth Story Connection Questions

1. How did the old robber know that it was wrong to steal? *Their heart told him and even more, God's Word, that he had heard as a child, told him so.*
2. How did the LORD remind the old robber of His laws to convict him of sin that he might be saved? *Through the Bible verses the auctioneer read the night of the auction.*
3. Why did the old robber wonder if he might be beyond God's salvation? *Because he had known God's word and rejected it as a child; and, because he had done so many terrible things.*
4. Why could Jesus still offer salvation to this man? *Because He completely paid for all of his sins when He died on the cross.*
5. How did the old robber show he turned from his sins to be saved? *He turned away from his robber friends and stealing. He went to the sheriff to turn himself in for just punishment. He lived the rest of his days, seeking to love the LORD more and more.*

Life Application Questions

1. How do we know what is wrong? *We know through the heart that God gave us, especially as we hear the Word of God.*
2. How does the LORD remind us of His laws to convict us of sin that we might be saved? *As we read His Word, we know His laws. His Holy Spirit uses it to show us our sin that we might confess them to God and turn to trust Jesus as our Savior.*

Life Application Questions

1. Have you ever found it hard to persevere in faithful love to someone else? When?
2. What is something good for God's people to remember when they have to forgive someone and they don't want to? *Remember God's forgiveness of their sins; remember that it is His command to forgive others.*
3. How can we become God's people? *By turning away from our sins and trusting in Jesus as our Savior.*

ACTS Questions

1. What is something we can praise God for because of this Bible Truth? *Praise God for His great love for His people shown through sending His Son to save His people.*
2. What are sins we can confess to God because of this Bible Truth?
Confess that we have not loved others as God calls us to.
3. What is something we can thank God for because of this Bible Truth?
Thank God for giving us people who love us. Thank God for His Holy Spirit who helps His people love others as God wants them to.
4. What is something we can ask God for because of this Bible Truth?
Ask God to work in our hearts and make us His people. Ask God to help us to turn from our sins and trust in Jesus as our Savior. Ask God to fill us with His Holy Spirit and help us to love others in the same way that He has loved His people.

The Gospel

1. God wants His people to love others as He has loved them? How has God shown His great love to His sinful people? What is the gospel?
God is the good Creator and King of the world. He made people to worship Him and live by His good laws. But we are all sinners who have rebelled against Him. We all deserve death--God's just, eternal punishment for our sins. How terrible! But God has good news for us. In His great mercy, God sent His Son Jesus to earth to save sinners. Yes, Jesus, the perfect Son of God, left His home in heaven and became a man. He lived the perfect life that pleases God. (He's the only one who has ever done that!) He offered it up to God His Father as the perfect sacrifice for sins when He suffered and died on the cross. Then, on the third day, Jesus rose from the dead in victory. He had fully paid for the sins of God's people, so they wouldn't have to! Now all who turn away from their sins and trust in Jesus as their Savior will receive forgiveness of sins and eternal life with God. They will be His very own special people who will know Him and enjoy Him forever. We can be God's people, too, if we turn from our sins and trust in Jesus as our own Savior.

Game: Circus Lions

Materials

Optional funny wig, glasses, hat, etc.
Hula hoop, etc.
Bible Truth Questions

Preparing the Game

1. Choose 20+ questions for your game from the Bible Truth Discussion Questions, or make up your own.
2. Write the Bible Truth questions on small thin strips of paper (or make a photocopy of the Bible Truth Discussion Questions and simply cut them into strips) and put them in the bag/bowl.

Playing the Game

Tell the children that they are circus lions. Have them get on all four and roar and roam like lions. Have them “jump” through a hula hoop, etc. Then tell them they are getting very, very sleepy and must lie down....on their backs... in their den. Tell them that sleeping lions lie very still, make no noise, and keep their eyes open! Tell them that you are the Lion Trainer and are trying to wake up the Sleeping, Lazy Lions to perform in the circus. Any lion that makes a move, a sound or smiles will have to get up! Put on your funny wig, glasses, hat, etc. and make your rounds, trying to catch the lions moving, making noise or to make them smile. Lions who are caught are asked to answer a question correctly as their circus trick to before they can go back to their den. Have one of the lions caught to pick a question. Read it to the whole class and take their answers. If they don't get it right, then the child/children must stay out until the next round and next correct answer. If desired, let some of the children take turns being the Lion Trainer.

Game continues as number of questions, time, and attention span allow.

Non-competitive Option

Let all the caught lions join back into the circus, even if the class answers a question incorrectly. Put the question back in the bag for further review.

Optional TAKING IT TO OTHERS Activity: Quiz Questions

Have the children choose a few of the questions from the game to ask the parents/other children during TAKING IT TO OTHERS time. Help pre-readers by whispering the question in their ear and letting them ask it aloud to the parents/other children. Make sure you read the Bible verse aloud before you ask your questions.

Directions:

1. Write words to song in large print before class.
2. Play the song for the children, helping them follow along on the song sheet.
3. Discuss the song, using a few questions from the discussion sheet. *Don't use them all!*
4. Introduce sign language for key words of your choice from sign language sheet for your song. Use as few or as many as you think the children can learn.
5. Sing and sign the song. Sign language as well as large format lyrics and sheet music are found in the PFI Unit Songbook or online.
6. If desired, play the Song Game.

Optional TAKING IT TO OTHERS Activity: Presenting and Singing the Song

1. Sing and sign the song, encouraging the watching children/parents to join in.
2. Ask the class some of the questions listed below. The Bible Truth Connection Question is particularly good to help them understand how the song ties in with the Bible Truth.

Breathe on Me, Breath of God

Verse 1

Breathe on me, Breath of God,
Fill me with life anew,
That I may love what Thou dost love,
And do what Thou wouldst do.

Listen to it on PFI NIV Songs 7, Track 12

Understanding the Song

1. Who is the "Breath of God"? Why? *The Holy Spirit is nicknamed the "Breath of God." Our breath fills our body the air that it needs to live. The Holy Spirit fills our spirit with Himself so that we can know and love God and have eternal life.*
2. What does it mean to ask the Holy Spirit to breathe on us? *To fill our hearts with Himself.*
3. What does it mean for the Holy Spirit to fill us with life anew? *"Life anew" means "new life." The Holy Spirit is the One who comes into our sinful, rebellious hearts, cleanses them of sin and fills them with love for God. This is called "new life" because it is such a big change from living however our sinful hearts want to live. It is being dead in our spirit (not knowing or loving God) and then being made alive in our spirit (knowing and loving God).*
4. How does the singer of the song want the Holy Spirit to help him love? *What God loves.*
5. What does God love? How do we know this? *God loves Himself—Father, Son and Holy Spirit and the glory of His name. He loves all of His good and holy ways. He loves all of His creation, especially people who He made in His image. We know this from the Bible.*
6. What does the singer of the song want the Holy Spirit to help him do? *To do what God would do.*
7. What does God do that the singer wants to do? How do we know this? *God does many things that humans cannot do; but there are some things that God does that humans can at least act like. We can love Him and we can love others. We can bring glory to God's name. We can live by His holy laws. We can hate evil. We know what God wants us to do by reading His Word, especially His laws.*

Bible Truth Connection Question

1. How does this song relate to our Bible Truth: **God Gave Us His Laws to Convict Us of Our Sin, That We Might Be Saved?**

It is the Holy Spirit who convicts us of our sin when we hear God's laws. He is the one that works in our hearts to want to stop rebelling against God and start repenting. He works in us to love what God loves and to want to do what God would have us do. It is by His work that we turn in faith to trust Jesus as our Savior.

Story Connection Question

1. How does this song relate to our story? *For years the old robber had lived in complete rejection to all he had learned about God and His laws as a boy. Now as he heard God's Word again, the Holy Spirit convicted him of his sins and he wanted to be saved. He prayed for God to forgive him and by His Holy Spirit to breathe new life into his heart. God heard his pray and forgave him. The Holy Spirit came into his heart giving him a heart that wanted to love what God loved and to do what God would have him do. He turned away from his love of stealing and handed himself over to the sheriff. All the rest of his life he kept living a life that loved and obeyed God more and more.*

Bible Connection Question

1. What does this hymn have to do with our Bible Verse: *Isaiah 55:6-7*: "Seek the LORD while He may be found; call on him while he is near. Let the wicked forsake his way and the evil man his thoughts. Let him turn to the LORD, and He will have mercy on him, and to our God, for He will freely pardon."?

The Breath of God is a nickname for the Holy Spirit. He works in the hearts of people, showing them their sin and helping them to forsake their evil ways. Without the Holy Spirit, no one will turn away from their sins and turn to God for forgiveness. This hymn is a prayer asking the Holy Spirit to work inside our hearts, giving us new life and filling us with love for God. These are gifts that God gives us when, in His mercy, we turn to Him and He freely pardons us.

Life Application Questions

1. How can our lives be affected by the message of this song? *We can praise God sending the Holy Spirit to work in rebellious hearts, bringing them to conviction of sin and faith in Jesus. We can ask God to send His Holy Spirit to use God's laws to bring conviction of sin in our own hearts and the hearts of others. We can ask Him to help us to love and to do what the LORD loves and would have us do.*

ACTS Questions

1. What is something we can praise God for from this hymn?

Praise God for being the Giver of His Holy Spirit who can change us.

2. What are sins we can confess to God from this hymn?

That many times we do not love God as we should. We love ourselves and our own ways better. We deserve His punishment! We need a Savior!

3. What is something we can thank God for from this hymn?

We can thank God being able to change even our hard hearts, filling them with His new life and with love for Him.

4. What is something we can ask God for from this hymn?

That God would work in our hearts and give us new life. We can ask Him to help us to love and do whatever He would have us do.

Gospel Question

1. How can we receive new life from God? How can we be saved from our sins? What is the gospel?

God is the good Creator and King of the world. He made people to worship Him and live by His good laws. But we are all sinners who've rebelled against Him. We all deserve death--God's just, eternal punishment for our sins. How terrible! But God has good news for us. In His great mercy, God sent His Son, Jesus to earth as a man to save sinners. He lived the perfect life that pleases God. (He's the only one who's ever done that!) He offered it up to God His Father as the perfect sacrifice for sins when He suffered and died on the cross. Then, on the third day, Jesus rose from the dead in victory. He had fully paid for the sins of God's people, so they wouldn't have to! Now all who turn away from their sins and trust in Jesus as their Savior will receive forgiveness of sins and eternal life with God. They will be His very own special people who will know Him and enjoy Him forever. We can be God's people, too, if we turn from our sins and trust in Jesus as our own Savior.

Song Game: Pass the Secret Sign

Materials

Sign Language signs used in song, particularly choose words with important meanings you want the children to learn, such as “grace”, “redeem”, etc.

Bag or bowl

Blindfold

Preparing the Game

1. Cut out signs and put in bowl.

Playing the Game

1. Practice the song and signs until the children know them well.
2. Have all the children stand in a tight circle, except one, “It,” who will stand in the middle of the circle, blindfolded.
3. Have the children in the circle to put their hands behind their backs. Choose a sign from the bag and hand to a child in the circle, still keeping hands behind their backs, not looking at the sign.
4. When “It” says “Pass the Secret Sign”, the children will begin to pass the sign around behind their backs.
5. When “It” says “Stop the Passing!” the child who has the sign freezes with the sign behind his back.
6. The child with the sign brings it around and looks at it. You can help the child practice the sign.
7. Then take the blindfold off of “It”, watch the child with the card do the sign, then have “It” guess the name of the sign. (If desired, “It” can ask another child in the circle for help with their guess.)
8. The holder of the sign then becomes “It.” Sing the song with all the signs, then repeat.

choose a FEW questions for discussion, then choose the game and/or music activity

Meditation Version: Isaiah 55:6-7

"Seek the LORD while He may be found; call on him while he is near. Let the wicked forsake his way and the evil man his thoughts. Let him turn to the LORD, and He will have mercy on him, and to our God, for He will freely pardon."

Alternate Memory/Games Version: Isaiah 55:6,7

"Let the wicked forsake his way and the evil man his thoughts. Let him turn to the LORD, and He will have mercy on him."

Understanding the Bible Verse

1. Who should we seek? *The LORD.*
2. Why is the word "LORD" in all capitals, instead of little letters like most names? *"LORD" is a substitute word for the real name of God: Yahweh. The Israelites felt the name Yahweh too holy and special for people to say or even write. They wrote the word LORD instead.*
3. What does it mean to seek the LORD while He may be found and while He is near? *Does it mean that sometimes He hides from people or goes far away from them? God gives us a very special gift when we understand that we are sinners and we need to ask Him for forgiveness to be saved. It is a decision we must make before we die; and the sooner we make it, the better. Our hearts might become harder or more rebellious; our lives might even end. We should seek the LORD's forgiveness today, because we do not know what will happen next.*
4. What is a wicked person, an evil man like? *Anyone who does not love God, but rebels against His good ways over and over and over.*
5. What should the wicked, the evil man do? *Forsake (turn away from) their (sinful, rebellious) ways and thoughts.*
6. Since Christians do sinful things, are they wicked or evil? *Christians are wicked, evil people who have confessed their sins to God. They have forsaken their sinful ways and thoughts and have turned to trust in Jesus as their Savior. They still fight sinful temptations and may many times give into them in sinful ways, but Jesus has forgiven them and by His Holy Spirit living in their hearts, gives them strength to keep fighting against sin.*
7. What happens to the wicked, evil person who forsakes his sinful ways/thoughts and turns to the LORD? *He promises to show him mercy and pardon.*
8. Why can the LORD pardon wicked people? *Because Jesus took the punishment for the sins of all who will ever turn from their sinful ways and trust in Him.*

Bible Truth Connection Question

1. What does this verse have to do with the **Bible Truth: God Gave Us His Laws to Convict Us of Our Sin, That We Might Be Saved?**

God's laws make it clear to people what wickedness. He uses it to convict them of their wickedness that they might forsake their ways and turn to Him for pardon through Jesus and be saved.

Story Connection Questions

1. How does this verse relate to our story? *When the old robber was a boy, he knew he was wicked but foolishly chose to hard his heart and not listen to God's Word. He did not seek the LORD while He could be found as a boy. But God in His great mercy, gave the old robber another chance to hear His Word, see his own wickedness and be pardoned. This time, the old robber turned to the LORD, confessed his sins and was saved.*

Life Application Questions

1. What wickedness do we struggle with in our own hearts?
2. What wonderful gift does God offer us, even though we are sinners? How can we receive it? *Forgiveness of sins and eternal life! By turning from our sins and trusting in Jesus as our own Savior.*

ACTS Questions

1. What is something we can praise God for from this Bible Verse?

Praise God for being Someone We Can Find When We Seek Him.

2. What are sins we can confess to God from this Bible Verse?

That many times we don't want to seek the LORD. We don't want to forsake our rebellious ways. We deserve God's punishment! We need a Savior!

3. What is something we can thank God for from this Bible Verse?

We can thank God for offering full pardon for sins, even to the worst of sinners, when they turn from their sins and trust in Jesus as their Savior.

4. What is something we can ask God for from this Bible Verse?

We can ask God to work in our hearts that we would want to turn away from disobeying Him and trust in this wonderful Jesus as our own Savior. We can ask Him to help us seek Him.

The Gospel

1. What did Jesus do so that sinners can be forgiven their sins instead of facing God's eternal punishment? What is the gospel?

God is the good Creator and King of the world. He made people to worship Him and live by His good laws. But we are all sinners who have rebelled against Him. We all deserve death--God's just, eternal punishment for our sins. How terrible! But God has good news for us. In His great mercy, God sent His Son Jesus to earth to save sinners. Yes, Jesus, the perfect Son of God, left His home in heaven and became a man. He lived the perfect life that pleases God. (He's the only one who has ever done that!) He offered it up to God His Father as the perfect sacrifice for sins when He suffered and died on the cross. Then, on the third day, Jesus rose from the dead in victory. He had fully paid for the sins of God's people, so they wouldn't have to! Now all who turn away from their sins and trust in Jesus as their Savior will receive forgiveness of sins and eternal life with God. They will be His very own special people who will know Him and enjoy Him forever. We can be God's people, too, if we turn from our sins and trust in Jesus as our own Savior.

Game: Hot and Cold Hide

Materials

Bible verse written up in large print so that all can see
An object to hide

Preparing the Game

None.

Learning the Verse

Some or all of your children may be non- or early readers. Teach the verse in sections, having them say it after you. Repeat a few times. Add clapping or other movement as they say it.

Directions

1. If desired, lead the children in a discussion of a **FEW** of the most important questions before beginning game.
2. Explain the game to them as follows:
Have the children sit or stand in a group. Tell them that one person will leave the room and another person will hide the object. After the object is hidden the Seeker will begin to look for the object. The rest of the children, led by the teacher, will begin to repeat the verse over and over, reciting it louder as the Seeker gets closer to the object and more quietly as the Seeker gets further from the object. When the object has been found, the leader will choose another Hider and Seeker and the game continues.

Game continues as time or attention span allow.

Optional TAKING IT TO OTHERS Activity: Quiz Questions

Have the children choose a few of the questions from the game to ask the parents/other children during TAKING IT TO OTHERS time. Help pre-readers by whispering the question in their ear and letting them ask it aloud to the parents/other children. Make sure you read the Bible verse aloud before you ask your questions.

Directions:

1. Write words to song in large print before class.
2. Play the song for the children, helping them follow along on the song sheet.
3. Discuss the song, using a few questions from the discussion sheet. *Don't use them all!*
4. Introduce sign language for key words of your choice from sign language sheet for your song. Use as few or as many as you think the children can learn.
5. Sing and sign the song. Sign language as well as large format lyrics and sheet music are found in the PFI Unit Songbook or online.
6. If desired, play the Song Game.

Optional TAKING IT TO OTHERS Activity: Presenting and Singing the Song

1. Sing and sign the song, encouraging the watching children/parents to join in.
2. Ask the class some of the questions listed below. The Bible Truth Connection Question is particularly good to help them understand how the song ties in with the Bible Truth.

Seek the LORD

Seek the LORD while He may be found,
 Call on Him while He is near,
 Seek the LORD while He may be found,
 Call on Him while He is near,
 Let the wicked forsake his way,
 And the evil man his thought,
 Let him turn, turn to the LORD,
 And He will have mercy on him,
 He will have mercy on him.
 Isaiah Fifty-five, six and seven.
 First Corinthians Thirteen, four through eight.

Listen to it on PFI NIV Songs 7, Track 13

Song Game: Mimic Me!

Materials

Sign Language
 Song

Preparing the Game

None.

Playing the Game

1. Practice the song and signs until the children know them well. Choose a person to be the leader and let them decide upon an action for everyone to do as they sing the song, such as jump on one foot, etc.
2. Sing the song while doing the chosen action.
3. Select another child to be the leader.
4. If desired, you can choose a different action for different important words in the song, such as jump on one foot when you sing the word "grace", but clap your hands when you sing the word "Jesus". Ask the children the meaning of each of the words before adding in their action.

Game continues as number of questions, time, and attention span allow.

STORY REVIEW**P.1**

Directions: Read and discuss Bible Truth, using a FEW of the questions. Play game. Feel free to modify the game to fit your children.

General Story Questions

1. What did the robbers gather to do? *To have an auction.*
2. What were they auctioning off and why? *All the goods from a merchants' wagon they had robbed earlier that day. They auctioned it off among themselves because it was too much stuff to sell in one place. Someone would get suspicious. This way they could spread out and hoped to go unnoticed by the sheriff.*
3. What did the auctioneer mock about auctioning? Why? *A New Testament. His heart was hard to God's laws. He knew it would talk about loving and living for God and that they weren't people who did that.*
4. Why did the auctioneer read a chapter? *The crowd urged him to so they could make fun of it.*
5. Why didn't the old robber join in the fun? What was he doing instead? *He was thinking about the last time he heard that chapter read by his godly father in family devotions. He was seriously taking the words to heart.*
6. Why did the other robber think the old man should get the Bible? *He was the worst of them all.*
7. What did the robbers do after the auction? *Spread out across the country to sell their stuff without being noticed, hopefully.*
8. What did the old man do after the auction? *Found a secret place to read the New Testament.*
9. What was the old man looking for in the New Testament? *To find out if he could be forgiven for his sins even though he had done so many terrible things.*
10. What did the old man find out from the New Testament about forgiveness? *Jesus came to seek and save sinners, even very bad sinners.*
11. What did the old man do when he saw that Jesus offered forgiveness? *He confessed his sins, and in repentance and faith, trusted Jesus as his Savior. God heard his prayer and saved him.*
12. What did the old man decide he should do after becoming a Christian? *Repent of the way he had been living by stop being a robber and turning himself in to the sheriff for just punishment.*
13. What did the pastor do when he heard the old man's testimony? *He praised God; gave the old man assurance that God does forgive sinners like him; and went with him to the jail.*
14. Who was the old man surprised to see at the jail? How did they get there? *All the rest of the robbers. They had been arrested when they tried to sell their things in the villages.*
15. What happened to the robbers? *They were sentenced to death and executed.*
16. What happened to the old man? *He was given ten years in prison because he turned himself in and because of the great change that had happened in him. He was let out after seven years for good behavior.*
17. What did the old man do after he got out of prison? What was he like? *He worked for a kind, rich man. He grew in godliness each day. He was a great blessing to the man and his family.*

Bible Truth Connection Questions

1. What does this story have to do with our Bible Truth: **God Gave Us His Laws to Convict Us of Our Sin, That We Might Be Saved**? *When the old robber heard God's Word, it convicted him of his many sins. As he read more of the New Testament, he was even more convicted of his sinfulness; but, he also rejoiced to see that Jesus offered forgiveness to sinners, even very bad sinners like he.*
2. Why is it not just to know God's Word? What more needs to happen if we are to be saved? *Many people can know God's Word in their heads, but reject it in their hearts. They need to allow it to convict them of their sins so they can confess their sins & in repentance and faith, trust in Jesus as their Savior.*
3. What can we do to see the sins we need to be convicted and forgiven for? *We can read God's Word & learn His laws. We can ask our parents/teachers/friends sins that they see we can confess.*
4. If we have done very sinful things, is there still forgiveness for us? *Yes, Jesus promises that whoever comes to Him, in humility and in faith, He will never drive away. He will forgive their sins completely and make them one of His people.*

Life Application Questions

1. What wickedness do we struggle with in our own hearts?
2. What wonderful gift does God offer us, even though we are sinners? How can we receive it? *Forgiveness of sins and eternal life! By turning from our sins and trusting in Jesus as our own Savior.*

Bible Verse Connection Question

1. What does the story have to do with our **Bible Verse: Isaiah 55:6-7**: "Seek the LORD while He may be found; call on him while he is near. Let the wicked forsake his way and the evil man his thoughts. Let him turn to the LORD, and He will have mercy on him, and to our God, for He will freely pardon." ?

When the old robber was a boy, he knew he was wicked but foolishly chose to hard his heart and not listen to God's Word. He did not seek the LORD while He could be found as a boy. But God in His great mercy, gave the old robber another chance to hear His Word, see his own wickedness and be pardoned. This time, the old robber turned to the LORD, confessed his sins and was saved.

ACTS Questions

1. What is something we can praise God for being that we learned in our story? *Praise God for being so merciful to sinful people. Praise God for being the giver of His powerful Word, the Bible.*

2. What is something we can confess as sin that we learned in our story? *Confess that many times, like the man in our story, we hear God's Word and we know God's Word, but we would rather do what we want to do. Too often, we choose to reject God and His good ways. We deserve His punishment. We need a Savior!*

3. What is something we can thank God for that we learned in our story? *We can thank God for being so full of compassion and mercy that He would still forgive and accept people who have chosen to deliberately ignore and rebel against Him and His good laws. We can thank Him for using His Word, including His laws, not just to show us that we are sinners, but to convict us of our sins that we might turn to Him and be saved.*

4. What is something we can ask God for that we learned in our story? *We can ask God to help us to know and love Him and His good Word. We can ask Him to use His Word to convict us of our sins and trust in Him as our Savior.*

The Gospel

1. What is the gospel that the robber came to believe?

God is the good Creator and King of the world. He made people to worship Him and live by His good laws. But we are all sinners who have rebelled against Him. We all deserve death--God's just, eternal punishment for our sins. How terrible! But God has good news for us. In His great mercy, God sent His Son Jesus to earth to save sinners. Yes, Jesus, the perfect Son of God, left His home in heaven and became a man. He lived the perfect life that pleases God. (He's the only one who has ever done that!) He offered it up to God His Father as the perfect sacrifice for sins when He suffered and died on the cross. Then, on the third day, Jesus rose from the dead in victory. He had fully paid for the sins of God's people, so they wouldn't have to! Now all who turn away from their sins and trust in Jesus as their Savior will receive forgiveness of sins and eternal life with God. They will be His very own special people who will know Him and enjoy Him forever. We can be God's people, too, if we turn from our sins and trust in Jesus as our own Savior.

Game: Shoe Search and Ransom

Materials

The children's shoes

Masking Tape

Story Review Questions, one per child

Paper and marker/pencil for writing questions and keeping score

Preparing the Game

1. Choose 20+ questions for your game from the Story Review Discussion Questions, or make up your own.
2. Hide the questions around the room. Make a line out of tape for each team, approximately long enough to place one shoe per child per team on it.

Playing the Game

Have the children sit down in lines of equal teams. Have them take off one of their shoes and give them to you to place along the taped line in front of their team and then sit back down in their groups. Tell them that in order for them to get back their shoes, they will have to do a little searching and ransoming. Explain that questions on small pieces of paper are hidden around the room. You will alternate between the two teams asking the first person in each line to get up and find a question for their team to answer. (The person hunting can ask for suggestions, if desired, from his/her seated teammates.) If the team answers it correctly, then that child's shoe is "ransomed". If not, then the question goes to the other team to answer. If they answer it correctly, then the first team member's shoe is ransomed.

Continue until all shoes are ransomed. Repeat game as time and attention spans allow.

Non-competitive Option

Don't split into teams. Have the children sit down in a circle around the pile of shoes. Let one or two children at a time search for a question for the teacher to ask the group. If the group gets it right, then the child/children can ransom one of their shoes. Continue until everyone has their shoes ransomed.

Optional TAKING IT TO OTHERS Activity: Quiz Questions

Have the children choose a few of the questions from the game to ask the parents/other children during TAKING IT TO OTHERS time. Help pre-readers by whispering the question in their ear and letting them ask it aloud to the parents/other children.

CASE REPLAY ACTIVITIES

Use this guide to review the Case Story and act it out for others to enjoy!

CASE REPLAY, JR: YOUNGEST CHILDREN

Description: The children will act out the story together, everyone doing the same action/sound effect at the same time. This activity is most suitable for kindergarteners.

Materials

The Case RePlay, Jr. script for younger children

Preparation

1. Read through the script and write in the blanks along the side possible actions/sound effects the children could do to act it out.

Instructions

1. Tell the children that they will be re-enacting the story together as you tell it.
2. As you read the script, lead the children in actions/sound effects to do with you.
3. If desired, you can read the script and stop at certain sentences and ask them what a good action/sound effect would be to act out what you just read.
4. Repeat the re-enactment one or two times more.

CASE REPLAY, SR: OLDER CHILDREN

Description: The children act out the story as a three-scene play. You will narrate it using the Case RePlay, Sr. script and they will act it out (no spoken words, for the most part), with each child assuming a different character's role. This activity is most suitable for first grade and up. You will review the story, then practice it a few times before performing it for others.

Materials

The Case RePlay, Sr. script
White board or other large format paper
Costumes and props

Preparation

1. Prepare for the play by choosing costumes and props for each character in the story. Decorate the area with any scenery props.
2. Write the words "Beginning," "Middle," "End" on a large piece of paper/whiteboard with plenty of space under each heading. You will use this paper to help the children think about the story as a three-scene play, as it is presented in the script.

Instructions

1. Tell the children that they will get to act out the story as a three-scene play, with a beginning, middle and end section. Tell them that before they can act it out, they need to think it out. as you narrate it with your script.
2. Take the children's answers as they recount the story, helping them put key incidents in the right order.
3. If desired, when they have filled in their Beginning, Middle, End, read through your whole (real) script, so they hear exactly what you will have them act out.
4. Then tell the children that it's time to practice acting out the story.
5. Assign parts to each child. If you are using costumes, do NOT give them out at this point. They will be a distraction.
6. Have all the children sit on the floor or in chairs on one side of the "stage," then call the characters up in place as their part in the story comes.
7. As you read the script, guide the children in where you want them to move or do to act it out.
8. After going through the whole script once, give out any costumes and props and act out the script once or twice more.

Optional TAKING IT TO OTHERS Activity: Re-enacting the Story

Read the script as the children act out together (younger) or assuming different roles (older) as the other children or the parents watch.

CASE REPLAY, JR--YOUNGER KIDS (KINDERGARTEN) P.2

Welcome to our Case Story Re-Action! The name of our story is: The Case of the Robber's Riches.

Our story takes place in the late 1700's in the Black Forest of Germany.

And now we present: "The Case of the Robber's Riches."

Scene 1:

At midnight, in a hidden place in the Black Forest, a band of robbers gathered by torchlight to hold an auction among themselves of all the beautiful things they had stolen from merchants' wagon that day. One robber stood up as auctioneer, holding up items for the others to bid upon, while passing beer around to drink. As a joke, the auctioneer held up a New Testament for them to bid upon. The crowd laughed and said insulting things about it. They urged the auctioneer to read some to decide its value and so they could make fun of it. The auctioneer opened and read a chapter in a mocking voice. The others laughed and clapped.

Actions:

Scene 2:

But there was old robber in the group who did not join in the fun. Usually he would lead the others in doing bad things, but now he sat quietly as the auctioneer read from the Bible. He couldn't believe it! The man was reading the very chapter his godly father had read in family devotions long ago on the morning he ran away from home. His cold heart had rejected the verses back then, but now was hungry for them. Another robber noticed the old man wasn't joining it and joked that he should bid on the New Testament because he needed it more than any of them. The old man didn't joke back, but agreed. He put up his hand and bid full price for the Bible. After the auction, all the robbers spread out to sell their stuff in different villages, but the old man hid in a secret place and read the New Testament. He searched its pages to see if God still offered forgiveness for his sins and rejoiced to read that Jesus came to seek and save sinners, even very bad ones. He confessed his sins and turned in faith and repentance to Jesus and was saved.

Scene 3:

The old man promised God that he would leave his life of stealing to turn himself in to the sheriff for the punishment he justly deserved. He got up and walked to the nearest town. He found the pastor and told him his story. The pastor reassured the old man that Jesus had truly forgiven his sins. Together they went to the sheriff at the jail. Who should be see there but the rest of the robbers. They had been arrested the day before and were to be sent to trial and then executed. When the sheriff heard the old man's story, he promised to talk to the judge about how he had changed. Perhaps the judge would treat him with mercy. At trial, the robbers were all sentenced to death, except for the old man. He was sentenced to ten years in jail. After seven years they released him for good behavior. The rest of his life he spent working for a kind, rich man who hired him when he was released from prison. He grew in godliness and was a blessing to the man and family to the very end.

Bible Truth Tie-In:

The Bible Truth we are learning is: **God Gave Us His Laws to Convict Us of Our Sin, That We Might Be Saved.** When a boy, the old robber had shut out God's Word from his heart. Now as an old man, he let it convict him of his sin and soften his heart. He turned to the LORD and was saved.

CASE REPLAY, SR--OLDER KIDS (1ST GRADE AND UP) P.3

Welcome to our Case Story Re-Action! The name of our story is: The Case of the Robber's Riches.

Our story takes place in the late 1700's in the Black Forest of Germany.

The characters in our story are: Merchants; the Old Robber and the other robbers; the Old Robber as a boy; the Old Robber's family; Sheriff; Pastor; Judge (Archduke); and, the Kind, Rich Man and his family.

And now we present: "The Case of the Robber's Riches."

Scene 1: (Beginning)

At midnight, in a hidden place in the Black Forest, a band of robbers gathered by torchlight to hold an auction among themselves of all the beautiful things they had stolen from merchants' wagon that day. One robber stood up as auctioneer, holding up items for the others to bid upon, while passing beer around to drink. As a joke, the auctioneer held up a New Testament for them to bid upon. The crowd laughed and said insulting things about it. They urged the auctioneer to read some to decide its value and so they could make fun of it. The auctioneer opened and read a chapter in a mocking voice. The others laughed and clapped.

Scene 2: (Middle)

But there was old robber in the group who did not join in the fun. Usually he would lead the others in doing bad things, but now he sat quietly as the auctioneer read from the Bible. He couldn't believe it! The man was reading the very chapter his godly father had read in family devotions long ago on the morning he ran away from home. His cold heart had rejected the verses back then, but now was hungry for them. Another robber noticed the old man wasn't joining it and joked that he should bid on the New Testament because he needed it more than any of them. The old man didn't joke back, but agreed. He put up his hand and bid full price for the Bible. After the auction, all the robbers spread out to sell their stuff in different villages, but the old man hid in a secret place and read the New Testament. He searched its pages to see if God still offered forgiveness for his sins and rejoiced to read that Jesus came to seek and save sinners, even very bad ones. He confessed his sins and turned in faith and repentance to Jesus and was saved.

Scene 3: (End)

The old man promised God that he would leave his life of stealing to turn himself in to the sheriff for the punishment he justly deserved. He got up and walked to the nearest town. He found the pastor and told him his story. The pastor reassured the old man that Jesus had truly forgiven his sins. Together they went to the sheriff at the jail. Who should be see there but the rest of the robbers. They had been arrested the day before and were to be sent to trial and then executed. When the sheriff heard the old man's story, he promised to talk to the judge about how he had changed. Perhaps the judge would treat him with mercy. At trial, the robbers were all sentenced to death, except for the old man. He was sentenced to ten years in jail. After seven years they released him for good behavior. The rest of his life he spent working for a kind, rich man who hired him when he was released from prison. He grew in godliness and was a blessing to the man and family to the very end.

Bible Truth Tie-In:

The Bible Truth we are learning is: **God Gave Us His Laws to Convict Us of Our Sin, That We Might Be Saved.** When a boy, the old robber had shut out God's Word from his heart. Now as an old man, he let it convict him of his sin and soften his heart. He turned to the LORD and was saved.

The Merchants' Wagon Full of Riches

Description

Children will make and decorate a wagon out of cardstock filled with paper riches.

Materials

White cardstock

More Cardstock OR Flat, lightweight plastic, like yogurt or cottage cheese lids, or even plastic milk lids enough to make 4 wheels per child (Pattern #11)

Scrap fabric

Crayons or markers

4 paper fasteners per child

Optional: Craft beads and thread

Tape

Preparing the Craft

1. Copy Patterns #1-10 out of cardstock, 1 per child.
2. Cut 4 of Pattern #11 (wheels) per child out of plastic or cardstock.
3. Make holes in center of each wheel and in the wagon in the places indicated.
4. Set out rest of materials.

Making the Craft

1. Show the sample of the craft you have made.
2. Have the children color in the wagon, and all the things to go inside the wagon.
3. If desired, can use the thread and beads to make "real" necklaces.
4. Tape together the sides of the wagon.
5. Put the wheels in place with the paper fasteners.
6. Have children cut a blanket from scrap fabric of choice to cover the merchants' goods in the wagon.
7. Put things on bed of wagon.

Optional TAKING IT TO OTHERS Activity: Craft Presentation

If you are presenting the craft to other children or parents the children can hold up their crafts (or your model craft) and read their Bible Truth Connection answers to explain the importance of the craft.

CASE CRAFT**Discussion Guide****Instructions:**

As the children are settled into making their craft, ask them these questions to help them understand the craft's significance. Use the answers provided to guide the children's answers.

Discussion Questions

1. Who met in the Black Forest? To do what? *A group of robbers. They auctioned off the goods they robbed from some merchant's wagon earlier that day.*
2. What book was found among the goods? What did the auctioneer do with it? *A New Testament was among the goods. The auctioneer decided to make fun of it by reading a chapter to the robbers gathered there.*
3. What happened to the old robber when he heard the chapter read? *The old robber sat quietly as it was read. He had heard his father read these words, many years earlier. Now the Lord was using it to convict the old robber of his sins, that he would repent and trust in Jesus as his Savior.*
4. What is Bible Truth that we are learning? *God Gave Us His Laws to Convict Us of Our Sin, That We Might Be Saved.*
5. What does our craft have to do with our Bible Truth: God Gave Us His Laws to Convict Us of Our Sin, That We Might Be Saved? *In His great mercy, the LORD planned for that New Testament to be among the things in the merchants' wagon. He planned for the auctioneer to read the very same words the old robber's godly father had read to him. So that by the Holy Spirit, He brought conviction of sin to the old man's heart that he would turn from his sins and be saved.*
6. What can our craft help us remember? *We never need to give up hope for those who have not yet accepted Jesus as Savior. The LORD is always at work, bringing His people to trust in Him. He is at work before they even want Him. He is at work in ways we can never imagine.*

TAKING IT TO OTHERS**Craft Presentation****Instructions:**

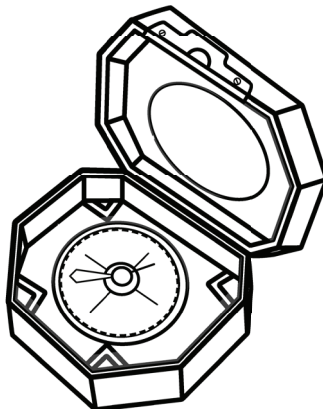
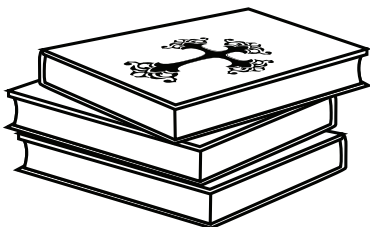
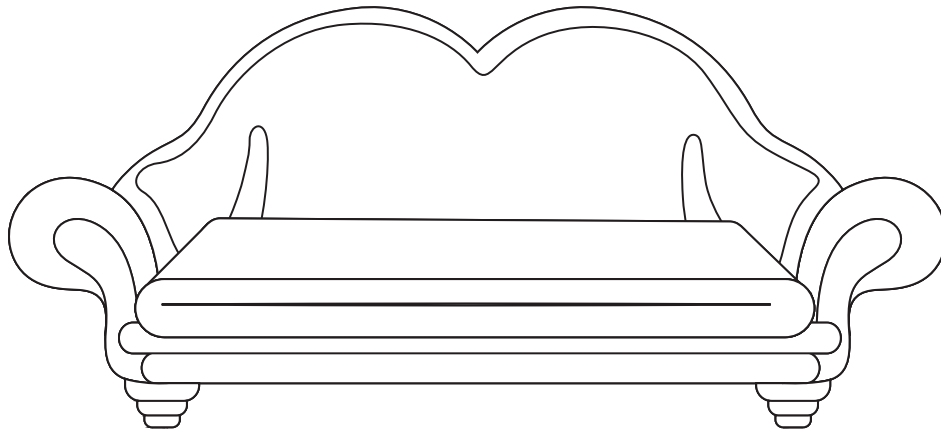
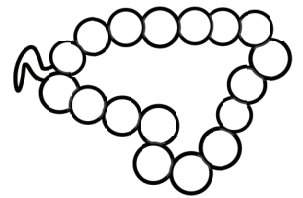


Have children hold up your model craft/their crafts. Choose five children (or you say) the five sections below to explain the craft's importance.

Presentation:


1. Our craft is: *The Merchants' Wagon Full of Riches.*
2. Deep in the Black Forest, an old robber listened quietly to a chapter read from a New Testament found among the riches in the merchants' wagon they had robbed that day. The LORD was using it to convict him of his sins, that he would repent and trust in Jesus as his Savior.
3. Our Bible Truth is: *God Gave Us His Laws to Convict Us of Our Sin, That We Might Be Saved.*
4. In His great mercy, the LORD planned for that New Testament to be among the things in the merchants' wagon. He planned for the auctioneer to read the very same words the old robber's godly father had read to him. So that by the Holy Spirit, He brought conviction of sin to the old man's heart that he would turn from his sins and be saved.
5. Our craft can help us remember that we never need to give up hope for those who have not yet accepted Jesus as Savior. The LORD is always at work, bringing His people to trust in Him. He is at work even before they want Him. He is at work in ways we can never imagine.

Note: Even non-readers can participate in presenting the craft, if you will whisper what they are to say in their ear and let them say it aloud for the others to hear.

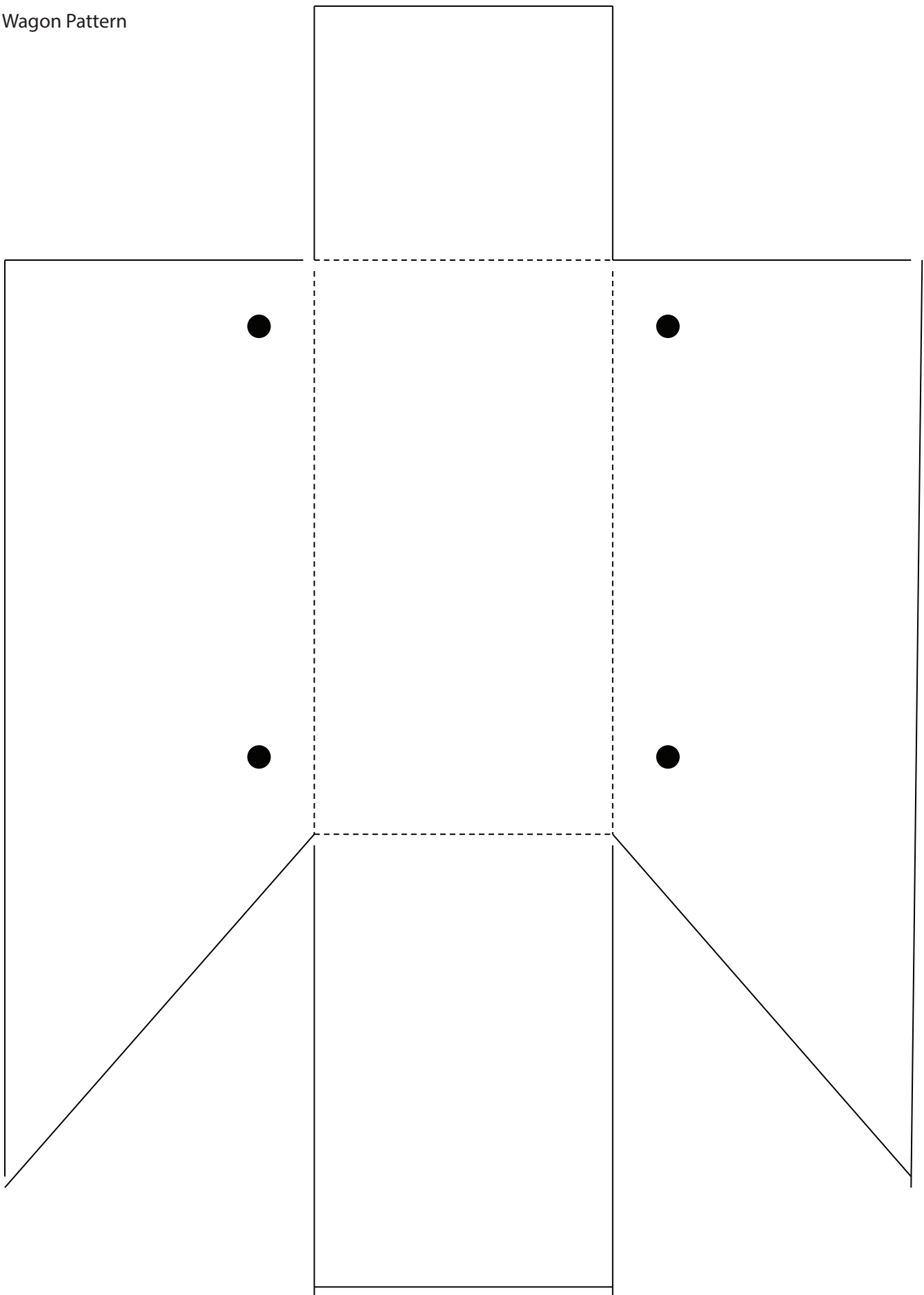
Craft Patterns:
Robbers Money and Merchants'
Goods



Wagon Wheel Pattern



Wagon Pattern



BEFORE CLASS:**1. PICK YOUR PERSON**

VIPPs can be anyone in your church! Typically, they fall into 6 categories: Church staff, Elders, Deacons/deaconesses, Special Volunteers (people who aren't paid, but spend a lot of time helping out in particular ways), Supported Workers (a.k.a. missionaries), and Church Members.

2. GATHER YOUR FACTS

Use the VIPP Information Sheet to write down the facts about your VIPP. The information on this worksheet is used in the VIPP activities, listed in the "Choose an Activity" section below.

DURING THE ACTIVITY:**1. INTRODUCE YOUR VIPP**

Introduce your VIPP to the children, using the VIPP Information Sheet. Fill in a set of VIPP Clue Cards with the information for your VIPP. If desired, you can even have the actual person come into class for the children to meet.

Need help describing what someone does for the church in a kid-friendly way? Click on the list of common VIPPs and how to describe what they do to kids. See if your VIPP is one of these. It may save you some time.

2. PRAY!

Lead the children in praying for the VIPP. Ask the children if they would like to pray for one of the VIPPs prayer requests. Even non-readers can pray for the VIPP if you whisper the prayer request in their ear, then let them say it aloud. Never force a child to pray!

3. CHOOSE AN ACTIVITY

There are two activities you can use to help the children learn about the VIPP:

VIPP Clue Cards: These are 9 coloring sheets in which children fill in the 9 things they learn about the VIPP from the VIPP Information Sheet. Photocopy a set of each child. Use as few or as many of these Clue Cards as you desire.

VIPP Game: This is a game that uses a set of Clue Cards for one or two VIPPs.

Choose a VIPP and fill in his/her information on the VIPP Information Sheet. Fill in a set of VIPP Clue Cards with the information for your VIPP. Tell the children about the VIPP, having them fill in the VIPP Clue Cards with the key facts as they learn them. Write any words the children need to write on a white-board or other piece of paper so they can see how to spell them. Help younger children write these words on their clue cards. Ideas for how to tell the children about many common VIPPs are listed at praisefactory.org with the resources for this Bible Truth.

Optional TAKING IT TO OTHERS Activity: Introduce and Pray for the VIPP

If you are presenting the VIPP to other children or parents you can assign children to hold up the 10 clue cards and say what each card tells about the VIPP. (Or, you can have the children hold them up as you tell what each one means.) Then lead the children in praying for the VIPP.

Game: Beanbag Toss In

Materials

Information for one VIPP

2 Sets of Clue Cards

8 Letter-sized Envelopes or folders

Bean Bag(s), one per child

Tape

Preparing the Game

1. Fill in one set of clue sheets for the VIPP you are using.
2. Tape the other (blank) set of Clue Cards to the outside of the manilla envelopes.
3. Put the filled-in clue cards in the corresponding envelope.
4. Tape each down to the floor, fairly close together.

Playing the Game

Reveal: Tell the children about the VIPP, showing them your filled-in clue cards as you tell about them.

Review: At your signal, have the children take toss their bean bags onto the envelopes. Then one that has the most bean bags on it./near it is the one you will open. (The children may have fun taking turns designating one as the target before tossing.) The teacher (or the child) tells the Clue Card category. The other children try to remember what the VIPP's answer was. Open it up and see if they got it right. If they did, the Clue Card is retired. If not, it can be added back into the Clue Cards to be tossed at.

VIPP INFORMATION SHEET

VIPP NAME:

WHAT VIPP LOOKS LIKE

Man or Woman? _____

Hair color? _____

Eye color? _____

FAVORITE ANIMAL

FAVORITE FOOD

FAVORITE FREE TIME ACTIVITY

WHAT VIPP DOES DURING WEEK

VIPP GROUP OF SERVICE:

Church Member

Deacon

Elder

Church Staff

Special Volunteer

Supported Worker
(Missionary)

3 WAYS VIPP SERVES CHURCH

**3 WAYS TO PRAY FOR
THE VIPP**
