

BIBLE TRUTH 3, LESSON 1: PLANNER/OVERVIEW

GETTING STARTED: Welcome and Opening Songs (*introduce unit and get kids moving with these songs*)

Welcome to Praise Factory: PFI: Praise Factory Investigators Theme Song *PFI NIV Songs 7, Track 1*

Rules to Help Us Worship God and Love One Another: WoGoLOA Classroom Rules Song
PFI NIV Songs 7, Track 2

Big Question Under Investigation: Big Question 7 Songs *PFI NIV Songs 7, Tracks 3,4*

Big Question Bible Verse: Psalm 19:7,9,10,11 Song *PFI NIV Songs 7, Track 5*

DIGGING DEEP DOWN: Key Concept and Story (*introduce the Bible Truth and tell the related story*)

Bible Truth 3: God Gave Us His Laws to Convict Us of Our Sin, That We Might Be Saved

Bible Truth Hymn: Breathe on Me, Breath of God, v.1 *PFI NIV Songs 7, Track 12*

Bible Verse: Isaiah 55:6-7

Bible Verse Song: Seek the LORD *PFI NIV Songs 7, Track 13*

Lesson 1 Old Testament: The Case of the Colossal Clean-Up
Exodus 20, 24; Leviticus; 2 Chronicles 28-30; 1 Kings 6-7; 2 Kings 16-18; Isaiah 7-9

TAKING ACTION: Response Activities (*choose from among these activities*)

Snack and Discussion Planner: Broken Idols in the Kidron Valley

ACTS Prayer: Prayer Sheet

Bible Truth Review: Discussion Questions and Game: Rush to Safety

Bible Truth Hymn: Breathe on Me, Breath of God, v.1 *PFI NIV Songs 7, Track 12*
Song, Sign Language and Song Game: Big Voice, Little Voice **PFI NIV Songs 7 BOOK or ONLINE**

Bible Verse Review: Isaiah 55:6-7 Discussion Sheet and Game: Memory Verse Limbo

Bible Verse Song: Seek the LORD: Isaiah 55:6-7 *PFI NIV Songs 7, Track 13*
Song, Sign Language and Song Game: Sign It, Say It, What Does It Mean? **PFI NIV Songs 7 BOOK or ONLINE**

Story Review: Discussion Questions and Game: Spoon and Ball Relay

Case Replay, Jr: Drama Activity for Youngest Children (children do same story actions together)

Case Replay, Sr: Drama Activity for Most Children (children re-tell story with individual parts)

Craft: Burnt Offerings on the Bronze Altar

VIPP (Very Important Prayer Person) Prayer Time: Coloring Sheets (back of book) & Game: Hit the Wall

TAKING IT HOME: Take Home Sheet for Review and Family Devotions

PFI Pronto: Bible Truth 3, Lesson 1 **PFI NIV PRONTOS 7 BOOK or ONLINE**

The Case of the Colossal Clean-Up by Connie Dever*Exodus 20, 24; Leviticus; 2 Chronicles 28-30; 1 Kings 6-7; 2 Kings 16-18; Isaiah 7-9***Our story is called:****The Case of the Colossal Clean-Up.****As you listen to the story, see if you can figure out:**

1. Colossal means “really big.” Who ordered a really big clean up? What was being thrown away?
2. What did the people of Israel and Judah deserve? What did they receive from the LORD instead? How did they show they were repenting of the sins?

Our story starts about in Jerusalem, about 1000 years before Jesus lived on earth.

From the time David captured Jerusalem from the Jebusites, he longed for it to be a city dedicated to the glory of the LORD. David wanted to build a beautiful Temple in Jerusalem for the “Name of the LORD,” where all people could come and worship Him. It would be where the LORD’s special Presence with His people would dwell—just like it had in the Tabernacle. But this time, it would be a permanent house, not a tent that moved around. Guided by the Holy Spirit, David made the plans for the Temple that his son, King Solomon, would build one day.

It took seven, long years for the Temple to be built; and, oh, how magnificent it was when it was finished! The Temple itself was made of white marble. The sun shone brightly off of the white stone, as if the glory of the LORD shone out from it.

One of the first things you saw as you entered the Temple courtyard was the “Sea”—a huge, bronze tub on a tall base. It was carved with twelve bulls and filled with special water. This was where the priests would wash before entering the Temple. Near it stood the great, bronze altar on which all burnt offerings to the LORD were to be made. Every morning and every night, the priests sacrificed a lamb as a burnt offering on it. This was to be a sign of the people’s daily promise live for the LORD. The people brought their own sacrifices to the priests, too. They brought sin offerings for their sins, and fellowship offerings to thank God for His blessings.

Inside the Temple were two special rooms: The Holy Place and The Most Holy Place. The walls were decorated with carvings of cherubim and vines. The

Holy Place was lit by a golden lampstand with seven wicks shaped like almond buds. It was to be kept burning at all times, as a sign of God’s constant presence. By its light the priests could see to burn incense and oil on the golden Altar of Incense, every morning and night. As the incense and oil hit the hot coals on the altar, a fragrant cloud filled the Holy Place. This cloud stood for the prayers of the people constantly going up to God. There was also a golden table with twelve loaves of bread, baked fresh each Sabbath. These stood for the twelve tribes of Israel, living in the LORD’s presence.

Just beyond the Altar of Incense was a curtain, beautifully woven with cherubim. Hidden behind it was the Most Holy Place. This was the most special part of the Temple. It was here that the golden box called the Ark of the Covenant stood. On the top of the box were two golden cherubim whose wings bent over their backs and met in the middle as they faced each other. Inside the Ark were the two stone tablets of the Ten Commandments. These were the solemn covenant the LORD and the people of Israel made with each other long ago on Mount Sinai. The LORD promised to take care of them and they promised to keep His laws. Curses and blessings came with these promises. Blessings, if they kept their promises. Curses, if they did not.

There, between the cherubim and over the Law of the Covenant that rested in the Ark, the LORD promised His special presence to dwell, like a throne room into Heaven. Only once a year did anyone get to go inside the Most Holy Place. On that day—called the Day of

Story-telling Tips**Ahead of time:**

1. Read the Bible verses and story. Pray!
2. Create story cue cards on index cards (or highlight text).
3. Practice telling story dramatically, timing your presentation. Shorten, if necessary to fit your allotted time.
4. Decorate area with story props that help bring your story alive.

During your presentation:

1. Maintain as much eye contact as possible as you tell the story. Point to/use props at important points in the story. Include the kids in your story with a few questions about what they think will happen or words/concepts that might be new to them.
2. Watch the kids for signs that their attention span has been reached. Shorten, if necessary.

Atonement--the high priest would bring a special blood offering to sprinkle on the cover of the Ark between the cherubim. This offering the LORD accepted to purify the Most Holy Place of the people's sinfulness, so that His Presence could keep dwelling there among them. After all, the LORD was a holy God. He expected them to be a holy people, too. Any broken law, any sin, even if just an accident, broke fellowship with Him.

But the wonderful thing about the LORD was that He was not only holy, He was merciful, too. He accepted the sacrifices of all who brought them in repentance for their sins and faith in Him as covering for their sin. It was no wonder that people from all twelve tribes of Israel would wait with great expectation outside in the Temple courts for the high priest to return from the Most Holy Place. As he pronounced their sacrifice accepted and their sins covered, all the people let out such a great roar of joyful praise to the LORD that it seemed to thunder through all of Jerusalem. How wonderful was their God! How merciful He was to sinners who turned to Him in repentance and faith!

I am sorry to say that those days full of praise in Jerusalem did not last very long for the twelve tribes of Israel. After King Solomon died, the twelve tribes split apart and became two separate nations...and bitter enemies. The ten tribes in the north called themselves "Israel." The tribes in the south called themselves "Judah." Israel build a new royal city called Samaria and set up golden calves to worship. Soon the golden calves were not enough. They began to worship Baal and Astarte, the idols of the peoples around them.

Like Israel, Judah often abandoned the worship of the LORD, too. They began to turn away from the LORD and worship idols--especially when Aha was their king. Ahaz closed the Temple and sent away the priests--God's presence was no longer wanted. God's laws lay inside the Ark of the Covenant forgotten. The Israelites rebelled against God and made no sacrifices in repentance and faith that they might be forgiven.

The Israelites had broken their promises to the LORD. Would He just stand by and do nothing? No, He would not! God's promises of blessings for obedience to His covenant were about to change to curses for disobedience! He sent prophets to warn them of His

coming punishment. They urged the people to turn back to the LORD, but they refused and kept worshiping their idols.

So God allowed enemy armies to come in and attack first Israel, then Judah. 120,000 soldiers were killed! 200,000 women and children were taken away as captives! Enemies stood ready to destroy them completely. Would this be the end of Israel and Judah? They certainly deserved for it to be!

But this wasn't to be the end, for the LORD is a God of great mercy to His rebellious people. He would be true to His Covenant promises, even when His people were untrue to theirs. So, even in those terribly wicked days of King Ahaz, the LORD made an amazing promise of mercy. One day He would send the Messiah--a Savior. He would be born of a woman who had no husband. His father would be no man, but God, Himself! And the baby would be none other than "Immanuel", God with Us. Yes! God, Himself! God's Son, come to earth! This Messiah would come and save His people from their sins, once and for all. And we know His name, don't we? It's Jesus!

But the LORD didn't wait until the day of Immanuel to have mercy on Judah. Even right then, while King Ahaz was still on the throne, the LORD was quietly at work in the hearts of some. He helped them to keep remember the Covenant they made with Him. He showed them their sins and helped them repent and worship Him. They waited for better days when King Ahaz would be gone and once more they could restore the worship of the LORD to Judah. Among those waiting was none other than King Ahaz' son, Prince Hezekiah.

As soon as Ahaz died, King Hezekiah set to undo his father's wickedness. He flung open the Temple's doors and called a meeting for all the Levites and priests.

"Listen to me, priests and Levites! Make yourselves and the Temple clean again! It's time to worship the LORD again! Our fathers were unfaithful to Him. That's why our enemies have attacked us. But we are going to repent and turn back to the LORD. We are going to make a new covenant with Him," Hezekiah said.

The Levite leaders set right to work. They dumped all the idols in the trash dump down in the Kidron Valley, outside of town and put all the beautiful things used to

worship the LORD back in place. It was time to worship the LORD again!

King Hezekiah and the people of Jerusalem gathered together with the priests, offering up thousands of offerings. They confessed their sins and promised to serve and love the LORD. In repentance and faith were turning back to worship Him. They sang the beautiful psalms that David had written for them to sing in the Temple, complete with cymbals, harps, lyres and trumpets. How great was rejoicing that day! Hezekiah and all the people rejoiced at what God had brought about for his people, because it was done so quickly.

Then King Hezekiah sent messengers throughout all of Judah and Israel: "Come, join us in Jerusalem for Passover! Turn away from your idols! Turn back to the LORD! He will forgive you! He will turn away your enemies, for God is gracious and compassionate," he urged them.

Some of the people refused to repent. But many others were convicted of their sins and set out for Jerusalem. They wanted to turn back to the LORD. What a celebration it was when they gathered together! For the first time in hundreds of years, people from the twelve tribes joined together to worship the LORD. They offered up Passover lambs in repentance and faith. King Hezekiah, himself, prayed to the LORD to accept their sacrifices and have mercy upon them. The LORD heard his prayer and forgave them. And the people celebrated for two weeks straight!

Cracking the Case:

It's time to answer our Case Questions.

1. Colossal means "really big." Who ordered a really big clean up? What was being thrown away? King Hezekiah ordered the Temple be cleaned of all the idols, then all the beautiful things used to worship the LORD put back in their proper places.

2. What did the people of Israel and Judah deserve? What did they receive from the LORD instead? How did they show they were repenting of the sins? They deserved nothing but his punishment for choosing to rebel against Him, over and over. They did receive some of His punishment, but lots of His mercy, too. He promised to send them a Savior; and, He accepted their sacrifices when they restored the Temple. They showed their repentance by getting rid of the idols and by once more coming to worship Him at the Temple.

Something for You and Me

Our Bible Truth is:

God Gave Us His Laws to Convict Us of Sin, That We Might Be Saved

Our Bible Verse is: Isaiah 55:6-7

"Seek the LORD while He may be found; call on him while he is near. Let the wicked forsake his way and the evil man his thoughts. Let him turn to the LORD, and He will have mercy on him, and to our God, for He will freely pardon."

How very different those days of Temple sacrifices and idol worship may seem from our day! Jesus, the Messiah, Immanuel, has come and offered Himself as the final sacrifice for the sins of all who by repentance and faith turn to Him as Savior. There is no need for the blood of animal sacrifices now. And perhaps in our part of the world we see very few idols. But nonetheless, there are still some things that are very much like those days long ago. The hearts of people are just as stubborn and rebellious now as they were then. People still do not want to hear that they are lawbreakers deserving God's punishment. They resist confessing their sins and turning in repentance and faith to Jesus as Savior. If we are honest with ourselves, we know that all of our hearts are stubborn and rebellious, too. Let's praise God for His work then and now in the rebellious, hard hearts of people. Let's ask Him to soften the hearts of people in our world today that many would confess their sins and by repentance and faith, to trust in Jesus as their Savior. Let's ask Him to do that in our hearts, too. *Close in prayer.*

Closing ACTS Prayer

A God, we praise You for being so merciful to sinful people. We praise You for being willing to forgive those who turn to You for forgiveness of their sins.

C God, we confess that like the people of Israel and Judah, we are sinners who have chosen to break Your commands. We need a Savior!

T God, we thank You for promising to send a Savior to save all those who turn from their sins and trust in Jesus as their Savior. Thank You for convicting Your people of their sins, that they would turn away from their sins and trust in Jesus.

S God, work in our hearts! Convict us of our sins, that we might turn away from them and trust Jesus as our own Savior.

ACTS PRAYER ACTIVITY

Use this sheet to write down your ACTS Prayer

Instructions:

Use this sheet to help the children apply the Bible Truth into a prayer. You can use the ACTS provided or even better, have the kids think of their own applications. Also have the children add their personal requests to the prayer, too. Lead the children in the prayer or let them pray sections, with your help. Never force a child to pray! Non-readers can participate by you whispering a section of the prayer into their ear and allowing them to pray it aloud for the group.

ADORATION:

God, we praise You for being so merciful. You are the God who convicts sinners of sins to save them, not just condemn them.

God, we praise You for being.....

Add your own Adorations:

CONFESSION:

God, we confess that we have broken Your good laws in many ways. We deserve Your punishment! We need a Savior!

God, we have sinned against You....

Add your own Confessions:

THANKSGIVING:

Thank You, God for giving us Your laws that show us what sin is. Thank You for using Your laws to not just show us we are sinners, but to point us to our need of Jesus as our Savior.

God, we thank You for...

Add your own Thanksgivings:

SUPPLICATION:

God, work in our hearts! Help us turn away from our sins and trust in Jesus as our Savior.

God, we need Your help...

Add your own Supplication:

SNEAKY SNACK

Can you figure out how this snack ties in with our case?

Snack: Broken Idols in the Kidron Valley

Paper cup "Kidron Valley" with chex mix and teddy graham altar and idol pieces thrown down in it. Could also line the top of the cup with broccoli floret "trees" by making a slit in the bottom of the florets and sticking them down onto cup sides. Alternatively, you could cut off top and scoop out a baked potato, mash the insides with salt, pepper, butter, milk and put back inside leaving a depression in middle as valley. Could stick a few broccoli pieces/parsley, etc around edges to make green slopes and stick the chex mix/teddy grahams in middle. Fun, but definitely more work! (NOTE: If concerned about peanut allergies, don't use store-bought Chex mix. Just buy little pretzel sticks and Chex cereal(s) and make your own nut-less version.)

This is only a suggestion. Feel free to modify. Be mindful of allergy issues among your children!

Case Tie-in: After years and years of rebelling against the LORD and worshiping idols, King Hezekiah led the people in repenting. They cleaned out the Temple and threw the idols out into the Kidron Valley (the dump). They brought back all the beautiful things used to worship the LORD and began to worship Him again.

SOUL FOOD

Food for thought during snack time

1. What does the snack have to do with the story?

Choose a few questions from the other activity discussion sheets to talk about during this snack time.

2.

3.

4.

5.

6.

7.

Directions: Read and discuss Bible Truth, using a FEW of the questions. Play game. Feel free to modify the game to fit your children.

God Gave Us His Laws to Convict Us of Our Sin, That We Might Be Saved

God made each of us with a heart that tells us what is right and wrong. When we hear God's laws, we know that they are right. When we disobey God's laws, we know that we are doing wrong. We know we are not the perfect law-keepers God created us to be and calls us to be.

God's laws remind us that we deserve God's punishment for our sins, but that's not all God has planned for His laws to do. He has also planned for His laws to show us our sin, that we would turn away from our sins and be saved.

God loves to save sinners! Jesus promised that whoever comes to Him, repenting of their sins and trusting in Him as their Savior, He will never turn away. No matter how bad of a lawbreaker they have been, He will forgive their sins and save them. He will forgive us all of our sins, if we repent of our sins and trust in Jesus as our Savior.

Understanding the Bible Truth

1. What has God given us to tell us what is right and wrong? *A heart.*
2. What do we know when we hear God's laws? *That they are right.*
3. How do we know we are not the perfect law-keepers God calls us to be? *We disobey God's laws.*
4. What do God's laws remind us? *That we are sinners deserving God's punishment.*
5. What wonderful, merciful thing did God plan for His laws to do? *To show us our sin that we would turn away from our sins, trust in Jesus and be saved.*
6. What did Jesus promise all people, no matter how badly they have sinned? *Whoever comes to Him, having truly repented of their sins and trusted in Him as Savior, He will never turn away.*
7. How can Jesus make this promise? *Because He paid for all the sins of all who would ever turn from their sins and trust in Him.*

Bible Verse Connection Question

1. What does our Bible Truth have to do with our **Bible Verse: Isaiah 55:6-7**: "Seek the LORD while He may be found; call on him while he is near. Let the wicked forsake his way and the evil man his thoughts. Let him turn to the LORD, and He will have mercy on him, and to our God, for He will freely pardon."?
We seek the LORD by praying to Him and by reading His Word. His Word shows us that we are sinners deserving God's punishment. But it also promises that all who forsake their wicked ways (their rebellion against God) and their evil thoughts and turn to the LORD, He will have mercy on them. He will freely pardon.

Bible Truth Story Connection Questions

1. How did the Israelites know that it was wrong to worship the idols and to stop offering sacrifices to the LORD at the Temple? *Their heart told them, especially as they heard the laws of the Covenant and God's Word, God had given them through Moses.*
2. How did the LORD remind the people of His laws to convict them of sin that they might be saved? *Through the prophets and through King Hezekiah and the couriers he sent throughout Judah and Israel.*
3. How did the people who were convicted of their sins and turned to be saved show it? *They got rid of the idols, they brought offerings for their sins, they sang praises to God, and they made a covenant to keep God's laws again.*

Life Application Questions

1. How do we know what is wrong? *We know through the heart that God gave us, especially as we hear the Word of God.*
2. How does the LORD remind us of His laws to convict us of sin that we might be saved? *As we read His Word, we know His laws. His Holy Spirit uses it to show us our sin that we might confess them to God and turn to trust Jesus as our Savior.*

ACTS Questions

1. What is something we can praise God for because of this Bible Truth?

Praise God for being so merciful God who convicts sinners of sins to save them, not just condemn them.

2. What are sins we can confess to God because of this Bible Truth?

Confess we all have broken God's laws in many ways.

3. What is something we can thank God for because of this Bible Truth?

Thank God for giving us His laws that show us what sin is; and for giving us promises to show mercy and forgive all who turn away from their sins and trust in Him.

4. What is something we can ask God for because of this Bible Truth?

Ask God to use His laws to convict us and others of our sins, that we all might turn away from them, trust in Jesus and be saved.

The Gospel

1. God's laws show us that we are all lawbreakers who deserve God's punishment. Is there any hope? What is the gospel?

God is the good Creator and King of the world. He made people to worship Him and live by His good laws. But we are all sinners who have rebelled against Him. We all deserve death--God's just, eternal punishment for our sins. How terrible! But God has good news for us. In His great mercy, God sent His Son Jesus to earth to save sinners. Yes, Jesus, the perfect Son of God, left His home in heaven and became a man. He lived the perfect life that pleases God. (He's the only one who has ever done that!) He offered it up to God His Father as the perfect sacrifice for sins when He suffered and died on the cross. Then, on the third day, Jesus rose from the dead in victory. He had fully paid for the sins of God's people, so they wouldn't have to! Now all who turn away from their sins and trust in Jesus as their Savior will receive forgiveness of sins and eternal life with God. They will be His very own special people who will know Him and enjoy Him forever. We can be God's people, too, if we turn from our sins and trust in Jesus as our own Savior.

Game: Rush to Safety

Materials

Construction Paper
CD and CD player
Masking Tape
Small bowl or bag
Bible Truth Questions

Preparing the Game

1. Choose 20+ questions for your game from the Bible Truth Discussion Questions, or make up your own.
2. Write the Bible Truth questions on small thin strips of paper (or make a photocopy of the Bible Truth Discussion Questions and simply cut them into strips) and put them in the bag/bowl.
3. Cut circles about 9" in diameter, enough for every child but one.
4. Tape the circles on the floor around the room.

Playing the Game

Point out the safety spot circles on the floor. Tell the children that you will tell the children to move however you command them to move, such as march, walk, skip, crab crawl, etc. (BUT NOT RUN!!!) when you play the music. But when the music stops, they are to get to a safety spot. Show them that there is one spot too few for them all so that someone will be caught out. The child who has no safety spot picks a question for the class to answer. If the class answers it correctly, then the child is added back into the group. If not, then the child stays out and another safety spot is removed.

Game continues as number of questions, time, and attention span allow.

NOTE: Have the children who are "out" help make up actions for the other children to do, put them in charge of the music, etc. along with you. This will keep them happily occupied as they continue.

Non-competitive Option

Have the child without a safety spot choose a question for the class, but then join the game, even if the class gets it wrong. Add the question back into the bag for further review. Don't reduce the number of safety spots.

Optional TAKING IT TO OTHERS Activity: Quiz Questions

Have the children choose a few of the questions from the game to ask the parents/other children during TAKING IT TO OTHERS time. Help pre-readers by whispering the question in their ear and letting them ask it aloud to the parents/other children. Make sure you read the Bible verse aloud before you ask your questions.

Directions:

1. Write words to song in large print before class.
2. Play the song for the children, helping them follow along on the song sheet.
3. Discuss the song, using a few questions from the discussion sheet. *Don't use them all!*
4. Introduce sign language for key words of your choice from sign language sheet for your song. Use as few or as many as you think the children can learn.
5. Sing and sign the song. Sign language as well as large format lyrics and sheet music are found in the PFI Unit Songbook or online.
6. If desired, play the Song Game.

Optional TAKING IT TO OTHERS Activity: Presenting and Singing the Song

1. Sing and sign the song, encouraging the watching children/parents to join in.
2. Ask the class some of the questions listed below. The Bible Truth Connection Question is particularly good to help them understand how the song ties in with the Bible Truth.

Breathe on Me, Breath of God

Verse 1

Breathe on me, Breath of God,
Fill me with life anew,
That I may love what Thou dost love,
And do what Thou wouldst do.

Listen to it on PFI NIV Songs 7, Track 12

Understanding the Song

1. Who is the "Breath of God"? Why? *The Holy Spirit is nicknamed the "Breath of God." Our breath fills our body the air that it needs to live. The Holy Spirit fills our spirit with Himself so that we can know and love God and have eternal life.*
2. What does it mean to ask the Holy Spirit to breathe on us? *To fill our hearts with Himself.*
3. What does it mean for the Holy Spirit to fill us with life anew? *"Life anew" means "new life." The Holy Spirit is the One who comes into our sinful, rebellious hearts, cleanses them of sin and fills them with love for God. This is called "new life" because it is such a big change from living however our sinful hearts want to live. It is being dead in our spirit (not knowing or loving God) and then being made alive in our spirit (knowing and loving God).*
4. How does the singer of the song want the Holy Spirit to help him love? *What God loves.*
5. What does God love? How do we know this? *God loves Himself—Father, Son and Holy Spirit and the glory of His name. He loves all of His good and holy ways. He loves all of His creation, especially people who He made in His image. We know this from the Bible.*
6. What does the singer of the song want the Holy Spirit to help him do? *To do what God would do.*
7. What does God do that the singer wants to do? How do we know this? *God does many things that humans cannot do; but there are some things that God does that humans can at least act like. We can love Him and we can love others. We can bring glory to God's name. We can live by His holy laws. We can hate evil. We know what God wants us to do by reading His Word, especially His laws.*

Bible Truth Connection Question

1. How does this song relate to our Bible Truth: **God Gave Us His Laws to Convict Us of Our Sin, That We Might Be Saved?**

It is the Holy Spirit who convicts us of our sin when we hear God's laws. He is the one that works in our hearts to want to stop rebelling against God and start repenting. He works in us to love what God loves and to want to do what God would have us do. It is by His work that we turn in faith to trust Jesus as our Savior.

Story Connection Question

1. How does this song relate to today's story? *Most of the Israelites rebelled against God and His good laws, but God, through His Holy Spirit, preserved the love of a few--Prince Hezekiah being among them. When he became king, the first thing he did was to get rid of the idols, renew the covenant and restore worship of the LORD. The Holy Spirit was at work in the hearts of Hezekiah and the Israelites who gathered in Jerusalem to worship the LORD. He had reminded them of God's laws and used them to convict them of their sins. He had given them hearts filled anew with a desire to know, love and serve God. They repented of their sins and wanted to love what He loved and do what He would have them do. The LORD heard their prayers offered in faith and repentance, and forgave them.*

Bible Connection Question

1. What does this hymn have to do with our Bible Verse: *Isaiah 55:6-7*: "Seek the LORD while He may be found; call on him while he is near. Let the wicked forsake his way and the evil man his thoughts. Let him turn to the LORD, and He will have mercy on him, and to our God, for He will freely pardon."

The Breath of God is a nickname for the Holy Spirit. He works in the hearts of people, showing them their sin and helping them to forsake their evil ways. Without the Holy Spirit, no one will turn away from their sins and turn to God for forgiveness. This hymn is a prayer asking the Holy Spirit to work inside our hearts, giving us new life and filling us with love for God. These are gifts that God gives us when, in His mercy, we turn to Him and He freely pardons us.

Life Application Questions

1. How can our lives be affected by the message of this song? *We can praise God sending the Holy Spirit to work in rebellious hearts, bringing them to conviction of sin and faith in Jesus. We can ask God to send His Holy Spirit to use God's laws to bring conviction of sin in our own hearts and the hearts of others. We can ask Him to help us to love and to do what the LORD loves and would have us do.*

ACTS Questions

1. What is something we can praise God for from this hymn?

Praise God for being the Giver of His Holy Spirit who can change us.

2. What are sins we can confess to God from this hymn?

That many times we do not love God as we should. We love ourselves and our own ways better. We deserve His punishment! We need a Savior!

3. What is something we can thank God for from this hymn?

We can thank God being able to change even our hard hearts, filling them with His new life and with love for Him.

4. What is something we can ask God for from this hymn?

That God would work in our hearts and give us new life. We can ask Him to help us to love and do whatever He would have us do.

Gospel Question

1. How can we receive new life from God? How can we be saved from our sins? What is the gospel?

God is the good Creator and King of the world. He made people to worship Him and live by His good laws. But we are all sinners who've rebelled against Him. We all deserve death--God's just, eternal punishment for our sins. How terrible! But God has good news for us. In His great mercy, God sent His Son, Jesus to earth as a man to save sinners. He lived the perfect life that pleases God. (He's the only one who's ever done that!) He offered it up to God His Father as the perfect sacrifice for sins when He suffered and died on the cross. Then, on the third day, Jesus rose from the dead in victory. He had fully paid for the sins of God's people, so they wouldn't have to! Now all who turn away from their sins and trust in Jesus as their Savior will receive forgiveness of sins and eternal life with God. They will be His very own special people who will know Him and enjoy Him forever. We can be God's people, too, if we turn from our sins and trust in Jesus as our own Savior.

Song Game: Big Voice, Little Voice

Materials

Song

Sign language signs used in the song printed out onto little cards

Blindfold

Preparing the Game

None.

Playing the Game

1. Practice the song and signs until the children know them well. Then tell them: "Children, we are going to hide a sign language sign and see if one of you can find it... with a little help from the rest of us!"
2. Choose someone to be "It" and blindfold them. Choose another child to hide one of the sign language cards. When it's hidden, "It" can remove the blindfold and begin to look.
3. The rest of the children will sing the song in a louder voice when "It" gets closer to the hidden sign and quieter when "It" gets further from the sign.
4. When "It" finds the hidden clue, another "It" is chosen and play begins again.

Game continues as number of questions, time, and attention span allow.

choose a FEW questions for discussion, then choose the game and/or music activity

Meditation Version: Isaiah 55:6-7

“Seek the LORD while He may be found; call on him while he is near. Let the wicked forsake his way and the evil man his thoughts. Let him turn to the LORD, and He will have mercy on him, and to our God, for He will freely pardon.”

Alternate Memory/Games Version: Isaiah 55:6,7

“Let the wicked forsake his way and the evil man his thoughts. Let him turn to the LORD, and He will have mercy on him.”

Understanding the Bible Verse

1. Who should we seek? *The LORD.*
2. Why is the word “LORD” in all capitals, instead of little letters like most names? *“LORD” is a substitute word for the real name of God: Yahweh. The Israelites felt the name Yahweh too holy and special for people to say or even write. They wrote the word LORD instead.*
3. What does it mean to seek the LORD while He may be found and while He is near? *Does it mean that sometimes He hides from people or goes far away from them? God gives us a very special gift when we understand that we are sinners and we need to ask Him for forgiveness to be saved. It is a decision we must make before we die; and the sooner we make it, the better. Our hearts might become harder or more rebellious; our lives might even end. We should seek the LORD’s forgiveness today, because we do not know what will happen next.*
4. What is a wicked person, an evil man like? *Anyone who does not love God, but rebels against His good ways over and over and over.*
5. What should the wicked, the evil man do? *Forsake (turn away from) their (sinful, rebellious) ways and thoughts.*
6. Since Christians do sinful things, are they wicked or evil? *Christians are wicked, evil people who have confessed their sins to God. They have forsaken their sinful ways and thoughts and have turned to trust in Jesus as their Savior. They still fight sinful temptations and may many times give into them in sinful ways, but Jesus has forgiven them and by His Holy Spirit living in their hearts, gives them strength to keep fighting against sin.*
7. What happens to the wicked, evil person who forsakes his sinful ways/thoughts and turns to the LORD? *He promises to show him mercy and pardon.*
8. Why can the LORD pardon wicked people? *Because Jesus took the punishment for the sins of all who will ever turn from their sinful ways and trust in Him.*

Bible Truth Connection Question

1. What does this verse have to do with the **Bible Truth: God Gave Us His Laws to Convict Us of Our Sin, That We Might Be Saved?**

God’s laws make it clear to people what wickedness. He uses it to convict them of their wickedness that they might forsake their ways and turn to Him for pardon through Jesus and be saved.

Story Connection Questions

1. How does this verse relate to our story? *Hezekiah and the people gathered in Jerusalem before the Temple to confess their sins and turn back to the LORD. The LORD heard their prayers offered with hearts full of repentance and faith, and He had mercy on them and pardoned them.*

Life Application Questions

1. What wickedness do we struggle with in our own hearts?
2. What wonderful gift does God offer us, even though we are sinners? How can we receive it? *Forgiveness of sins and eternal life! By turning from our sins and trusting in Jesus as our own Savior.*

ACTS Questions

1. What is something we can praise God for from this Bible Verse?

Praise God for being Someone We Can Find When We Seek Him.

2. What are sins we can confess to God from this Bible Verse?

That many times we don't want to seek the LORD. We don't want to forsake our rebellious ways. We deserve God's punishment! We need a Savior!

3. What is something we can thank God for from this Bible Verse?

We can thank God for offering full pardon for sins, even to the worst of sinners, when they turn from their sins and trust in Jesus as their Savior.

4. What is something we can ask God for from this Bible Verse?

We can ask God to work in our hearts that we would want to turn away from disobeying Him and trust in this wonderful Jesus as our own Savior. We can ask Him to help us seek Him.

The Gospel

1. What did Jesus do so that sinners can be forgiven their sins instead of facing God's eternal punishment? What is the gospel?

God is the good Creator and King of the world. He made people to worship Him and live by His good laws. But we are all sinners who have rebelled against Him. We all deserve death--God's just, eternal punishment for our sins. How terrible! But God has good news for us. In His great mercy, God sent His Son Jesus to earth to save sinners. Yes, Jesus, the perfect Son of God, left His home in heaven and became a man. He lived the perfect life that pleases God. (He's the only one who has ever done that!) He offered it up to God His Father as the perfect sacrifice for sins when He suffered and died on the cross. Then, on the third day, Jesus rose from the dead in victory. He had fully paid for the sins of God's people, so they wouldn't have to! Now all who turn away from their sins and trust in Jesus as their Savior will receive forgiveness of sins and eternal life with God. They will be His very own special people who will know Him and enjoy Him forever. We can be God's people, too, if we turn from our sins and trust in Jesus as our own Savior.

Game: Memory Verse Limbo

Materials

Bible verse written up in large print so that all can see

A broom or other long pole

Preparing the Game

None.

Learning the Verse

Some or all of your children may be non- or early readers. Teach the verse in sections, having them say it after you. Repeat a few times. Add clapping or other movement as they say it.

Directions

1. If desired, lead the children in a discussion of a **FEW** of the most important questions before beginning game.

2. Explain the game to them as follows:

Have the children line up. Have everyone say the verse together. Start with the pole at head height and have each child say the verse before "limbo-ing" (bend backwards without touching the pole) under the pole. Feel free to help the children say the verse. After everyone has gone through at the first height, lower a few inches and repeat the process. (Say verse and have children go through). A child is "out" when he/she can no longer limbo without falling down or touching the pole.

Give children who have a failed limbo attempt the option of being restored to the limbo line again by saying the verse a second time (on their own, with a partner or with you); or, allow them sit quietly in a line in front of the limbo line so that they can help others still "limbo-ing" saying the verse (if needed) or simply watch.

Game continue as time or attention span allow.

Non-competitive Option

Let the children continue to limbo at each height, even if they have a failed attempt at a particular height.

Optional TAKING IT TO OTHERS Activity: Quiz Questions

Have the children choose a few of the questions from the game to ask the parents/other children during TAKING IT TO OTHERS time. Help pre-readers by whispering the question in their ear and letting them ask it aloud to the parents/other children. Make sure you read the Bible verse aloud before you ask your questions.

Directions:

1. Write words to song in large print before class.
2. Play the song for the children, helping them follow along on the song sheet.
3. Discuss the song, using a few questions from the discussion sheet. *Don't use them all!*
4. Introduce sign language for key words of your choice from sign language sheet for your song. Use as few or as many as you think the children can learn.
5. Sing and sign the song. Sign language as well as large format lyrics and sheet music are found in the PFI Unit Songbook or online.
6. If desired, play the Song Game.

Optional TAKING IT TO OTHERS Activity: Presenting and Singing the Song

1. Sing and sign the song, encouraging the watching children/parents to join in.
2. Ask the class some of the questions listed below. The Bible Truth Connection Question is particularly good to help them understand how the song ties in with the Bible Truth.

Seek the LORD

Seek the LORD while He may be found,
 Call on Him while He is near,
 Seek the LORD while He may be found,
 Call on Him while He is near,
 Let the wicked forsake his way,
 And the evil man his thought,
 Let him turn, turn to the LORD,
 And He will have mercy on him,
 He will have mercy on him.
 Isaiah Fifty-five, six and seven.
 First Corinthians Thirteen, four through eight.

Listen to it on PFI NIV Songs 7, Track 13

Song Game: Sign It, Say It, What Does It Mean?

Materials

Sign Language signs used in song, particularly choose words with important meanings you want the children to learn, such as "grace", "redeem", etc.

Bag or bowl

Preparing the Game

1. Cut out signs and put in bowl.

Playing the Game

1. Practice the song and signs until the children know them well. Then put all the signs we've learned in this bag/ bowl and mix them up.
2. Ask one of the children to choose a sign, but not show it to anyone...but you, if they need some help.
3. Ask the child to do the sign for the rest of the children and see if the other children can guess which one it is. Do the sign with the child, if desired.
4. When the children guess the sign, ask them the meaning of the word. If no one guesses the sign, put it back in the bowl to be picked again.
5. Choose another child to pick a new sign from the bag and continue.

NOTE: You might want to sing the song after you do each word or couple of words.

Directions: Read and discuss Bible Truth, using a FEW of the questions. Play game. Feel free to modify the game to fit your children.

General Story Questions

1. What did David plan Jerusalem to be? *A city dedicated to the glory and worship of the LORD.*
2. What did David make the plans for his son, Solomon, to build? *The Temple.*
3. What was the Temple like? *It was designed like the Tabernacle where the LORD's presence had dwelt with the Israelites. It had two special rooms inside: the Most Holy Place, which contained the Ark of the Covenant. AND, the Holy Place, which contained the Table of the Bread of Presence, the golden Lampstand and the Altar of Incense. Outside the entrance to the Temple were the Sea and the Altar of Burnt Offering.*
4. Who was the only human who could enter the Most Holy Place and when could he do this? *The high priest, only once a year on the Day of Atonement to purify the Most Holy Place of the people's sins so the LORD's presence could keep dwelling there.*
5. What was inside the Ark and why was that important? *The two tablets with the words of the Covenant the LORD made with the people. These were the laws/promises which the people promised to keep. To break them would be to break fellowship with the LORD and bring His curses upon themselves.*
6. What happened to the twelve tribes of Israel? *They split into two nations: Israel in north, Judah in south.*
7. Who did Israel and Judah turn to worship instead of the LORD? *Idols of nations around them.*
8. What happened to Israel when it refused to listen to the prophets' words to repent and turn back to the LORD? *The Assyrian army came destroyed it and took it's people into captivity.*
9. Who was the wicked king in Judah? What did he do to the Temple? *King Ahaz. He shut the Temple. He took the Sea and Altar of Burnt Offering & used it to worship the god of Syria.*
10. How did the LORD punish Judah? *He allowed its enemies to kill many soldiers and take many women and children as captives. Other enemies stood ready to destroy it.*
11. How did the LORD show mercy to Judah? *Through prophet Isaiah told them that He, the Messiah Immanuel would come and save them from their sins. Preserved some of the people, including Prince Hezekiah, so that they kept loving and obeying Him even when everyone else did not.*
12. What did Hezekiah do as soon as he became king of Judah? *He had the priests and Levites get rid of all the idols in the Temple and purify it for worship of the LORD again. He led the people in offering sacrifices to the LORD and restoring the Covenant with the LORD.*
13. What did Hezekiah have the couriers do? Why was this important? *Go throughout Israel and Judah to gather all the people to celebrate Passover and worship the LORD in Jerusalem. All twelve tribes had been first called by the LORD to be His people. Hezekiah wanted to restore all twelve tribes back to the LORD, not just those in his kingdom of Judah.*

Bible Truth Connection Questions

1. What does this story have to do with our Bible Truth: **God Gave Us His Laws to Convict Us of Our Sin, That We Might Be Saved?** *After the people rebelled, the LORD sent His prophets to remind them of the laws of the Covenant they had made with Him. He did this so they would be convicted of their sin, repent and turn back to Him. He wanted to save them from their sins, not punish or destroy them for them.*

Life Application Questions

1. How are we like the people of Judah and Israel who refused to turn from their sins? *We have hearts that like to do things our own way, just like them. We do not like to hear that we are wrong and need to confess our sins and be forgiven.*
2. What is something we can ask God to use His law to do in our hearts? *Use it to convict us of our sins that we might confess our sins, turn and trust in Him as Savior and be saved.*

Bible Verse Connection Question

1. What does the story have to do with our **Bible Verse: Isaiah 55:6-7:** "Seek the LORD while He may be found; call on him while he is near. Let the wicked forsake his way and the evil man his thoughts. Let him turn to the LORD, and He will have mercy on him, and to our God, for He will freely pardon."? *When the people of Israel and Judah rebelled against the LORD, the LORD sent prophets to warn them to repent of their sins, that they might be forgiven. Those who did, the LORD had mercy on. He freely pardoned them, even though they did not deserve it.*

ACTS Questions

1. What is something we can praise God for being that we learned in our story?

Praise God for being so merciful to sinful people. Praise God for being willing to forgive those who turn to Him for forgiveness of their sins.

2. What is something we can confess as sin that we learned in our story?

Confess that like the people of Israel and Judah, we are sinners who have chosen to break His commands. We deserve His punishment. We need a Savior!

3. What is something we can thank God for that we learned in our story?

We can thank God for promising to send a Savior to save all those who turn from their sins and trust in Jesus as their Savior. We can thank God for convicting His people of their sins, that they would turn away from their sins and trust in Him.

4. What is something we can ask God for that we learned in our story?

We can ask Him to convict us of our sins. We can ask God to work in our hearts, helping us to turn away from our sins and trust Jesus as our own Savior.

The Gospel

1. We are all born sinners. We choose to disobey God, even from birth. Is there any hope for us? What is the gospel?

God is the good Creator and King of the world. He made people to worship Him and live by His good laws. But we are all sinners who have rebelled against Him. We all deserve death--God's just, eternal punishment for our sins. How terrible! But God has good news for us. In His great mercy, God sent His Son Jesus to earth to save sinners. Yes, Jesus, the perfect Son of God, left His home in heaven and became a man. He lived the perfect life that pleases God. (He's the only one who has ever done that!) He offered it up to God His Father as the perfect sacrifice for sins when He suffered and died on the cross. Then, on the third day, Jesus rose from the dead in victory. He had fully paid for the sins of God's people, so they wouldn't have to! Now all who turn away from their sins and trust in Jesus as their Savior will receive forgiveness of sins and eternal life with God. They will be His very own special people who will know Him and enjoy Him forever. We can be God's people, too, if we turn from our sins and trust in Jesus as our own Savior.

Game: Spoon and Ball Relay

Materials

Spoons, one per each team

Ping-pong Balls, one per each team

Masking Tape

Baskets: one small one per team; plus, one large one to be shared by all teams.

Story Review Questions, one per child

Paper and marker/pencil for writing questions and keeping score

Preparing the Game

1. Choose 20+ questions for your game from the Story Review Discussion Questions, or make up your own. Write point values to each question, such as 5, 10 and 25 points, depending upon how difficult they are.

5 point questions: What does it say? Simple fact questions, such as “How did Satan tempt Jesus to disobey God, His Father?”

10 point questions: What does it mean? Meaning questions, such as “Why was it important that Jesus obeyed God perfectly?”

25 point questions: What does it mean to me? Life application questions, such as “What is something God wants you to do that you find especially difficult to obey?”

2. Fold up all the questions and place them in the large basket. Place all of the questions in the larger basket at a central point in the room. Use the tape to mark starting points for each team and place the smaller baskets next to the start line. Have a spoon and ping pong ball ready for each team.

Playing the Game

Part 1: Getting the Questions: Split the children into two teams. Have them line up behind the taped lines on the floor. Give the first person in each line a spoon and a ping pong ball. Tell the children that at your signal the first person will walk with the ball balanced in the spoon down to where the basket is. They are to drop the ball into the basket, pick up the ball again as well as a question from the basket and run back with the spoon, ball, and question to their team. They hand the spoon and ping pong ball to the next person in line and deposit their question in their smaller team basket located next to the start line. The relay continues until all children have had a turn.

Part 2: Asking the Questions

After the relay is finished, the children sit down in their groups. The leader will take a question from a team's basket, tell them how many points it is worth and ask them the question. If the team gets it right, then they get the points. If not, then any other team has a chance to win the points. The teacher then proceeds to the next team's basket and continues the process. At the end, add up the points and see who wins.

Non-competitive Option

Split the children into two groups and retrieve the questions as above until all the questions have been retrieved. Have the children of the two groups take turns pulling a question out of their basket for all the children to answer. Tally how many questions the children were able to get right. If desired, can play the game again, using only the questions they did not correctly answer. Ask them these again and see how many they get right the second time. Repeat as long as attention span allows or until all the questions have been correctly answered.

Optional TAKING IT TO OTHERS Activity: Quiz Questions

Have the children choose a few of the questions from the game to ask the parents/other children during TAKING IT TO OTHERS time. Help pre-readers by whispering the question in their ear and letting them ask it aloud to the parents/other children.

CASE REPLAY ACTIVITIES

Use this guide to review the Case Story and act it out for others to enjoy!

CASE REPLAY, JR: YOUNGEST CHILDREN

Description: The children will act out the story together, everyone doing the same action/sound effect at the same time. This activity is most suitable for kindergarteners.

Materials

The Case RePlay, Jr. script for younger children

Preparation

1. Read through the script and write in the blanks along the side possible actions/sound effects the children could do to act it out.

Instructions

1. Tell the children that they will be re-enacting the story together as you tell it.
2. As you read the script, lead the children in actions/sound effects to do with you.
3. If desired, you can read the script and stop at certain sentences and ask them what a good action/sound effect would be to act out what you just read.
4. Repeat the re-enactment one or two times more.

CASE REPLAY, SR: OLDER CHILDREN

Description: The children act out the story as a three-scene play. You will narrate it using the Case RePlay, Sr. script and they will act it out (no spoken words, for the most part), with each child assuming a different character's role. This activity is most suitable for first grade and up. You will review the story, then practice it a few times before performing it for others.

Materials

The Case RePlay, Sr. script

White board or other large format paper

Costumes and props

Preparation

1. Prepare for the play by choosing costumes and props for each character in the story. Decorate the area with any scenery props.
2. Write the words "Beginning," "Middle," "End" on a large piece of paper/whiteboard with plenty of space under each heading. You will use this paper to help the children think about the story as a three-scene play, as it is presented in the script.

Instructions

1. Tell the children that they will get to act out the story as a three-scene play, with a beginning, middle and end section. Tell them that before they can act it out, they need to think it out. as you narrate it with your script.
2. Take the children's answers as they recount the story, helping them put key incidents in the right order.
3. If desired, when they have filled in their Beginning, Middle, End, read through your whole (real) script, so they hear exactly what you will have them act out.
4. Then tell the children that it's time to practice acting out the story.
5. Assign parts to each child. If you are using costumes, do NOT give them out at this point. They will be a distraction.
6. Have all the children sit on the floor or in chairs on one side of the "stage," then call the characters up in place as their part in the story comes.
7. As you read the script, guide the children in where you want them to move or do to act it out.
8. After going through the whole script once, give out any costumes and props and act out the script once or twice more.

Optional TAKING IT TO OTHERS Activity: Re-enacting the Story

Read the script as the children act out together (younger) or assuming different roles (older) as the other children or the parents watch.

CASE REPLAY, JR--YOUNGER KIDS (KINDERGARTEN) P.2

“Welcome to our play! The name of our story is called: The Case of the Colossal Clean-Up.

This is a Old Testament story. It took place takes place in Jerusalem, about 1000 years before Jesus lived on earth.

And now we present: “The Case of the Colossal Clean-Up.”

Scene 1:

David dedicated Jerusalem to the glory and worship of the LORD. There, he would build the great Temple to the LORD. David planned it, but it was his son, Solomon who built it. It took King Solomon’s workers seven years to build the Temple. Right outside the Temple building were two important things. There was the huge “Sea”--a bronze basin where priests washed before offering sacrifices. And, there was the bronze Altar of Burnt Offerings--where priests would offer up the sacrifices the LORD commanded for them to stay in fellowship with Him. Inside the Temple there were two rooms: the Holy Place and the Most Holy Place. In the Holy Place was the golden Lampstand--always lit as a sign of God’s constant presence; the golden Table with twelve Loaves of Presence--one for each tribe of Israel; and, the gold Altar of Incense--on which the priests offered incense along with the prayers for the people. The LORD’s Presence dwelled between the cherubim on the Ark of the Covenant in the Most Holy Place. Once a year the high priest brought blood to sprinkle upon the Ark to purify it of the people’s sinfulness so that they could stay in fellowship with the LORD. The people rejoiced when the high priest came out of the Temple and pronounced that the LORD had accepted their offerings made in repentance and faith.

Actions:

Scene 2:

But those happy days were not to last. The twelve tribes split apart into two enemy nations. The ten northern tribes (Israel) quickly turned to worship bulls and other idols. The two southern tribes (Judah) kept worshipping the LORD at the Temple longer, but by the time of King Ahaz, they had turned to worship idols, too. They closed the Temple for worship. They took the Altar of Burnt Offering and the Sea and used them to worship the god of Syria. The LORD sent His prophets to Israel and Judah to urge them to confess their sins, turn to Him and be saved. Israel refused to listen and the LORD sent the Assyrian army down to take them into captivity. King Ahaz of Judah refused and the LORD sent enemies to kill many of their men and take many women and children as captives. Other enemies stood ready to attack. Still Ahaz would not repent. It should be the end of Judah, but the LORD showed mercy. He promised He would one day send a Messiah, Immanuel, to save them from their sins. He quietly worked in the hearts of some people to stay faithful to Him, including Prince Hezekiah.

Scene 3:

As soon as King Ahaz died, Hezekiah worked to restore the Temple and worship of the LORD. He had the priests dump all the idols in the Temple into the Kidron Valley dump. They cleaned out the Temple and set up everything the way it was supposed to be. They made 1000’s of burnt offerings to purify the Temple and themselves. They sang praise songs and worshiped the LORD. Hezekiah wanted all the twelve tribes to return to worship the LORD. He sent couriers to all over Israel and Judah to come to worship the LORD and celebrate the Passover at the Temple. Some refused to repent and come worship the LORD. Many others did come. They threw all the rest of the idols in Jerusalem down into the Kidron Valley dump and celebrated the Passover together for two weeks. King Hezekiah prayed to the LORD to forgive them all. The LORD heard his prayers, saw the repentance and faith of the people, and forgave them.

Bible Truth Tie-In:

The Bible Truth we are learning is: **God Gave Us His Laws to Convict Us of Our Sin, That We Might Be Saved.** After many years of worshipping idols, King Hezekiah led the people in confessing their sin and turning back to the LORD. The LORD heard their prayers and forgave them.

CASE REPLAY, SR--OLDER KIDS (1ST GRADE AND UP) P.3

"Welcome to our play! The name of our story is called: The Case of the Colossal Clean-Up.

This is a Old Testament story. It took place takes place in Jerusalem, about 1000 years before Jesus lived on earth.

The characters in our story are: King David; King Solomon; The priests & Levites; the people of Israel and Judah; the Assyrian army; King Ahaz; King Hezekiah; and, Couriers.

And now we present: "The Case of the Colossal Clean-Up."

Scene 1: (Beginning)

David dedicated Jerusalem to the glory and worship of the LORD. There, he would build the great Temple to the LORD. David planned it, but it was his son, Solomon who built it. It took King Solomon's workers seven years to build the Temple. Right outside the Temple building were two important things. There was the huge "Sea"--a bronze basin where priests washed before offering sacrifices. And, there was the bronze Altar of Burnt Offerings--where priests would offer up the sacrifices the LORD commanded for them to stay in fellowship with Him. Inside the Temple there were two rooms: the Holy Place and the Most Holy Place. In the Holy Place was the golden Lampstand--always lit as a sign of God's constant presence; the golden Table with twelve Loaves of Presence--one for each tribe of Israel; and, the gold Altar of Incense--on which the priests offered incense along with the prayers for the people. The LORD's Presence dwelled between the cherubim on the Ark of the Covenant in the Most Holy Place. Once a year the high priest brought blood to sprinkle upon the Ark to purify it of the people's sinfulness so that they could stay in fellowship with the LORD. The people rejoiced when the high priest came out of the Temple and pronounced that the LORD had accepted their offerings made in repentance and faith.

Scene 2: (Middle)

But those happy days were not to last. The twelve tribes split apart into two enemy nations. The ten northern tribes (Israel) quickly turned to worship bulls and other idols. The two southern tribes (Judah) kept worshiping the LORD at the Temple longer, but by the time of King Ahaz, they had turned to worship idols, too. They closed the Temple for worship. They took the Altar of Burnt Offering and the Sea and used them to worship the god of Syria. The LORD sent His prophets to Israel and Judah to urge them to confess their sins, turn to Him and be saved. Israel refused to listen and the LORD sent the Assyrian army down to take them into captivity. King Ahaz of Judah refused and the LORD sent enemies to kill many of their men and take many women and children as captives. Other enemies stood ready to attack. Still Ahaz would not repent. It should be the end of Judah, but the LORD showed mercy. He promised He would one day send a Messiah, Immanuel, to save them from their sins. He quietly worked in the hearts of some people to stay faithful to Him, including Prince Hezekiah.

Scene 3: (End)

As soon as King Ahaz died, Hezekiah worked to restore the Temple and worship of the LORD. He had the priests dump all the idols in the Temple into the Kidron Valley dump. They cleaned out the Temple and set up everything the way it was supposed to be. They made 1000's of burnt offerings to purify the Temple and themselves. They sang praise songs and worshiped the LORD. Hezekiah wanted all the twelve tribes to return to worship the LORD. He sent couriers to all over Israel and Judah to come to worship the LORD and celebrate the Passover at the Temple. Some refused to repent and come worship the LORD. Many others did come. They threw all the rest of the idols in Jerusalem down into the Kidron Valley dump and celebrated the Passover together for two weeks. King Hezekiah prayed to the LORD to forgive them all. The LORD heard his prayers, saw the repentance and faith of the people, and forgave them.

Bible Truth Tie-In:

The Bible Truth we are learning is: **God Gave Us His Laws to Convict Us of Our Sin, That We Might Be Saved.** After many years of worshiping idols, King Hezekiah led the people in confessing their sin and turning back to the LORD. The LORD heard their prayers and forgave them.

Burnt Offerings on the Bronze Altar

Description

Children will make a bronze altar out of cardstock and a lamb burnt offering.

Materials

White Cardstock

Copper, red, orange, yellow colored crayons

White mini pom-poms, jiggly eyes

Scissors, Tape, glue sticks

Preparing the Craft

1. Copy onto white cardstock Patterns#1 and #2, one each per child. Pattern #3: four per child.
2. Set out other supplies.

Making the Craft

1. Show the sample of the craft you have made.
2. Have the children color Pattern #1 with the copper-colored crayon, with the exception of Square A. Square A is the grate of the altar. Color the grate copper, but the squares in between the grate with fire colors: red, orange, yellow.
3. Tape/glue the grate together by folding along dashed edges to make the rectangle of the altar and then folding Square A down in place across the top.
4. Tape/Glue the 4 horns of the altar (Pattern #3) to the four sides of the top of the altar.
5. Have children glue mini pom-poms and jiggly eyes on to lamb (Pattern #4) and place on altar.

Optional TAKING IT TO OTHERS Activity: Craft Presentation

If you are presenting the craft to other children or parents the children can hold up their crafts (or your model craft) and read their Bible Truth Connection answers to explain the importance of the craft.

CASE CRAFT**Discussion Guide****Instructions:**

As the children are settled into making their craft, ask them these questions to help them understand the craft's significance. Use the answers provided to guide the children's answers.

Discussion Questions

1. What did King Hezekiah and the people do after they cleaned out the Temple of idols? *They brought 1000's of offerings to the priests.*
2. What did the priests do with the offerings? *They offered them up on the bronze altar, as God's law told them to.*
3. Why did they bring all these offerings to the LORD?
They re-dedicated themselves to Him.
4. What is the Bible Truth that we are learning?
God Gave Us His Laws to Convict Us of Our Sin, That We Might Be Saved.
5. What does our craft have to do with our Bible Truth: God Gave Us His Laws to Convict Us of Our Sin, That We Might Be Saved?
King Hezekiah and the people were convicted of how Judah how sinned against God and His good laws. They confessed their sins and with hearts full of repentance and faith, offered up prayers and these sacrifices to the LORD. He forgave their sins and restored His fellowship with them.
6. What can this craft help us remember?
God's laws convict us of our sins, too. God promises to forgive our sins when we repent and trust in Jesus as our Savior.

TAKING IT TO OTHERS**Craft Presentation****Instructions:**


Have children hold up your model craft/their crafts. Choose five children (or you say) the five sections below to explain the craft's importance.

Presentation:


1. Our craft is: Burnt Offerings on the Bronze Altar.
2. In Jerusalem, King Hezekiah and the people cleaned out the Temple of idols and brought back the LORD's beautiful worship things. They brought thousands of offerings to the priests for them offer to the LORD on the bronze altar. They were re-dedicating themselves to obeying and worshipping the LORD.
3. Bible Truth 3 is: God Gave Us His Laws to Convict Us of Our Sin, That We Might Be Saved.
4. King Hezekiah and the people were convicted of how Judah how sinned against God and His good laws. They confessed their sins and with hearts full of repentance and faith, offered up prayers and these sacrifices to the LORD. He forgave their sins and restored His fellowship with them.
5. Our craft can help us remember that God's laws convict us of our sins, too. God promises to forgive our sins when we repent and trust in Jesus as our Savior.

Note: Even non-readers can participate in presenting the craft, if you will whisper what they are to say in their ear and let them say it aloud for the others to hear.

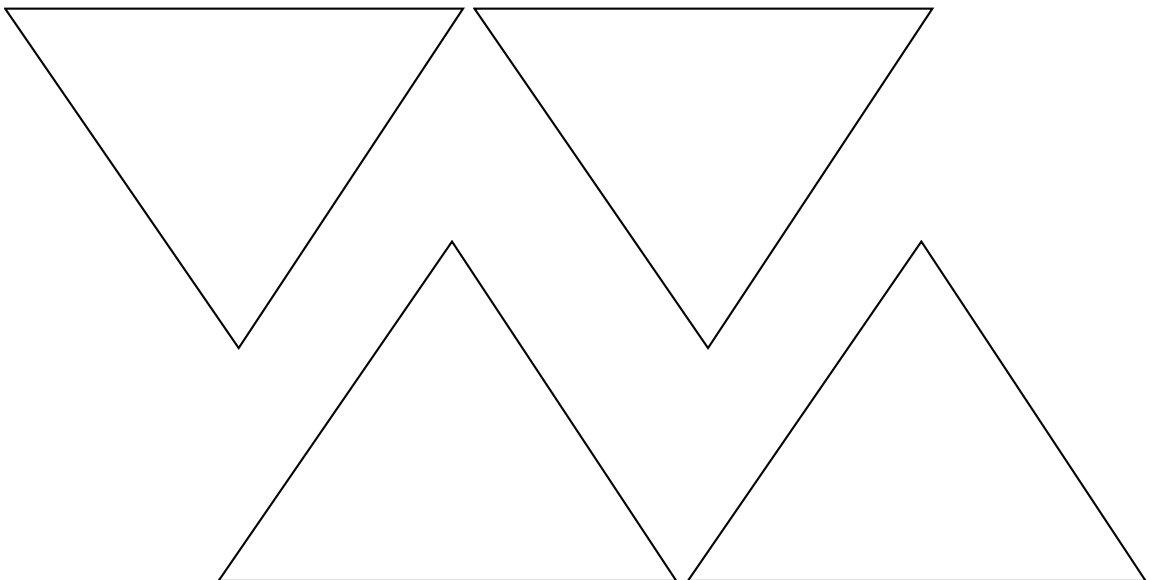

Craft Pattern #1 Bronze Altar



Craft Pattern #2:
The Lamb for Burnt Offering



Craft Pattern #3: Horns of the Altar



BEFORE CLASS:**1. PICK YOUR PERSON**

VIPPs can be anyone in your church! Typically, they fall into 6 categories: Church staff, Elders, Deacons/deaconesses, Special Volunteers (people who aren't paid, but spend a lot of time helping out in particular ways), Supported Workers (aka missionaries), and Church Members.

2. GATHER YOUR FACTS

Use the VIPP Information Sheet to write down the facts about your VIPP. The information on this worksheet is used in the VIPP activities, listed in the "Choose an Activity" section below.

DURING THE ACTIVITY:**1. INTRODUCE YOUR VIPP**

Introduce your VIPP to the children, using the VIPP Information Sheet. Fill in a set of VIPP Clue Cards with the information for your VIPP. If desired, you can even have the actual person come into class for the children to meet.

Need help describing what someone does for the church in a kid-friendly way? Check out the list of common VIPPs on the Praise Factory website in the PFI resources. There are lots of kid-friendly descriptions for common VIPP's, such as pastors, elders, deacons and a lot more.

2. PRAY!

Lead the children in praying for the VIPP. Ask the children if they would like to pray for one of the VIPPs prayer requests. Even non-readers can pray for the VIPP if you whisper the prayer request in their ear, then let them say it aloud. Never force a child to pray!

3. CHOOSE AN ACTIVITY

There are two activities you can use to help the children learn about the VIPP:

VIPP Clue Cards: These are nine coloring sheets in which children fill in the nine things they learn about the VIPP from the VIPP Information Sheet. Photocopy a set of each child. Use as few or as many of these Clue Cards as you desire.

VIPP Game: This is a game that uses a set of Clue Cards for one or two VIPPs.

Choose a VIPP and fill in his/her information on the VIPP Information Sheet. Fill in a set of VIPP Clue Cards with the information for your VIPP. Tell the children about the VIPP, having them fill in the VIPP Clue Cards with the key facts as they learn them. Write any words the children need to write on a white-board or other piece of paper so they can see how to spell them. Help younger children write these words on their clue cards. Ideas for how to tell the children about many common VIPPs are listed at praisefactory.org with the resources for this Bible Truth.

Optional TAKING IT TO OTHERS Activity: Introduce and Pray for the VIPP

If you are presenting the VIPP to other children or parents you can assign children to hold up the 10 clue cards and say what each card tells about the VIPP. (Or, you can have the children hold them up as you tell what each one means.) Then lead the children in praying for the VIPP.

Game: Hit the Wall

Materials

Information Sheet for one VIPP

2 Set of Clue Cards

8 8.5" x 11" Manilla Envelopes

Nerf Ball or other soft ball for indoor use

Preparing the Game

1. Fill in one set of clue sheets for the VIPP you are using.
2. Tape the other (blank) set of Clue Cards to the outside of the manilla envelopes.
3. Put the filled-in clue cards in the corresponding envelope.
4. Tape the envelopes to the wall.

Playing the Game

Reveal: Tell the children about the VIPP, showing them your filled-in clue cards as you tell about them.

Review: Have the children take turns trying to hit an envelope with the ball. The teacher (or the child) tells the Clue Card category. The other children try to remember what the VIPP's answer was. Open it up and see if they got it right. If they did, the Clue Card is retired. If not, it can be added back into the Clue Cards to be aimed at.

VIPP INFORMATION SHEET

VIPP NAME:

WHAT VIPP LOOKS LIKE

Man or Woman? _____

Hair color? _____

Eye color? _____

FAVORITE ANIMAL

FAVORITE FOOD

FAVORITE FREE TIME ACTIVITY

WHAT VIPP DOES DURING WEEK

VIPP GROUP OF SERVICE:

Church Member

Deacon

Elder

Church Staff

Special Volunteer

Supported Worker
(Missionary)

3 WAYS VIPP SERVES CHURCH

3 WAYS TO PRAY FOR THE VIPP
