

## **BIBLE TRUTH 2, LESSON 2: PLANNER/OVERVIEW**

### **GETTING STARTED: Welcome and Opening Songs** (*introduce unit and get kids moving with these songs*)

**Welcome to Praise Factory:** PFI: Praise Factory Investigators Theme Song *PFI NIV Songs 7, Track 1*

**Rules to Help Us Worship God and Love One Another:** WoGoLOA Classroom Rules Song  
*PFI NIV Songs 7, Track 2*

**Big Question Under Investigation:** Big Question 7 Songs *PFI NIV Songs 7, Tracks 3,4*

**Big Question Bible Verse:** Ephesians 5:1-2 Song *PFI NIV Songs 7, Track 5*

### **DIGGING DEEP DOWN: Key Concept and Story** (*introduce the Bible Truth and tell the related story*)

**Bible Truth 2:** God Created Us as Perfect Law-Keepers, but We Are All Lawbreakers

**Bible Truth Hymn:** At the Cross, vs.2,3 *PFI NIV Songs 7, Tracks 9,10*

**Bible Verse:** Psalm 14:2-3

**Bible Verse Song:** The LORD Looks Down *PFI NIV Songs 7, Track 11*

**Lesson 2 Story of the Saints:** The Case of the Closet Encounter

### **TAKING ACTION: Response Activities** (*choose from among these activities*)

**Snack and Discussion Planner:** Little Girl on Her Straw Bed with Her Scarf

**ACTS Prayer:** Prayer Sheet

**Bible Truth Review:** Discussion Questions and Game: Squirrel and Nut

**Bible Truth Hymn:** At the Cross, vs.2,3 *PFI NIV Songs 7, Tracks 9,10*  
Song, Sign Language and Song Game: Sign It, Say It, What Does It Mean? **PFI NIV Songs 7 BOOK or ONLINE**

**Bible Verse Review:** Psalm 14:2-3 Discussion Sheet and Game: Forceball

**Bible Verse Song:** The LORD Looks Down: Psalm 14:2-3 *PFI NIV Songs 7, Track 11*  
Song, Sign Language and Song Game: Pass the Secret Sign **PFI NIV Songs 7 BOOK or ONLINE**

**Story Review:** Discussion Questions and Game: Ring Toss

**Case Replay, Jr: Drama Activity for Youngest Children** (children do same story actions together)

**Case Replay, Sr: Drama Activity for Most Children** (children re-tell story with individual parts)

**Craft:** The Kitchen Girl's Prayers

**VIPP (Very Important Prayer Person) Prayer Time:** Coloring Sheets (back of book) & Game: Picture Run

### **TAKING IT HOME: Take Home Sheet for Review and Family Devotions**

**PFI Pronto:** Bible Truth 2, Lesson 2 **PFI NIV PRONTOS 7 BOOK or ONLINE**

**The Case of the Hole Under the Stairs****Our story is called:****The Case of the Hole Under the Stairs.****As you listen to the story, see if you can figure out:**

1. Who lived in the hole? Who went to talk to her?

Why?

2. What did she pray? What happened?

Our story takes place in the late 1700's in a little village near the cold, stony shore of Udale Bay, up in the Scottish Highlands.

Resolis or "The Cape of Light" in Gaelic (the original language of Scotland), was the name of this quiet village of poor fishermen, farmers, quarrymen, shepherds and weavers. This story about Hector M'Phail: a man the Lord used to make Resolis worthy of its name.

Hector was the pastor of the little church in Resolis and he was a man on the move for God! He spent his time studying the Bible and caring for the people of Resolis. He prayed for them and preached to them. And he visited them at their homes.

There were no cars or buses or even trains in the Scottish Highlands back then. You walked or you rode your pony. And that's just what Hector did. He mounted his little white pony and rode miles up and down the twisty-turny mountains, in every kind of weather, to visit the shepherds, fishermen, quarrymen and weavers and talk to them about God.

Why didn't Hector just stay put in his little house and his little church in Resolis and wait for the people to come to him? Because Hector M'Phail had a message that wouldn't wait. He traveled those lonely moors to bring the message of God's mercy shown to sinners. "God created us to know and love Him. He created us to live in perfect happiness according to His good laws. But we have all turned away from Him and become lawbreakers," he would tell them. "We deserve eternal punishment. But God sent His Son Jesus to take the punishment for the sins of all who turn and trust in Him. Accept this gift of God's mercy!" he urged them. And many a person did just that. And Resolis really became a Cape of Light—with the "light" of God's forgiveness through Jesus shining in the hearts of many.

News of this man on the move for God spread. Before long, others looked to his for godly wisdom. So, three times a year, Hector rode his little, white pony over

adapted from Religious Stories for Young and Old, Joel Beeke

hundred of miles of difficult, lonely and even dangerous roads to discuss important matters with other church leaders in the big city of Edinburgh.

On one of these trips, Hector happened to stop at a tiny inn in the wild Badenoch Mountains. Hungry and tired, he looked forward to a warm meal and a soft bed, but he made it his first job to care for those around him. He wanted to make sure they knew about Jesus. So, before he ate bite of his meal, he called the innkeeper and family to gather for a time of Bible reading and prayer.

The family gathered around the Bible, ready to learn from Hector. But Hector looked around him and asked, "Is everyone from your household here?"

"Yes, this is everyone," the innkeeper answered.

"All?" Hector asked again.

"Yes," answered the man, "we are all here; there is a little girl in the kitchen, but she is so dirty that she is not fit to be seen."

"Call in the girl," said Hector said, "we will wait till she comes."

"No," the innkeeper replied. "She is too dirty!"

But Hector insisted again. "That little girl who does the dishes needs to know about God, too," refusing to begin until the girl joined them.

At last the kitchen girl was fetched and Hector began reading from the Bible and praying for them all.

Afterwards, Hector spoke to the little girl.. He wanted to know if she knew God's message of mercy and believed in it.

"Who made you?" he asked her, but she didn't know.

"Do you know that you have a soul?" he asked her.

"No, sir,. What is one?" she answered.

"Do you ever pray?" he asked her.

**Story-telling Tips**

Ahead of time:

1. Read the Bible verses and story. Pray!
2. Create story cue cards on index cards (or highlight text).
3. Practice telling story dramatically, timing your presentation Shorten, if necessary to fit your allotted time.
4. Decorate area with story props that help bring your story alive.

During your presentation:

1. Maintain as much eye contact as possible as you tell the story. Point to/use props at important points in the story. Include the kids in your story with a few questions about what they think will happen or words/concepts that might be new to them.
2. Watch the kids for signs that their attention span has been reached. Shorten, if necessary.

**STORY OF THE SAINTS**

"No, sir, I don't even know what that means," she said.

Hector was very upset by the little girl's answers. It seemed she knew nothing at all about God! She needed to know God's laws! She needed to know she was a sinner who needed forgiveness! Most of all, she needed to know how to receive that forgiveness through Jesus. But who was there who could help her learn? Oh, how Hector wanted this little girl to know and accept this gift of God's mercy!

What was Hector to do? This poor girl couldn't even read, so he couldn't give her a Bible to help her learn about God. The innkeeper's family cared so little for her, so he couldn't count on them to teach her about God. There was only one thing to do: he, himself, would teach her, but he was due in Edinburgh in only a few days. What could be done? Before long an idea came to mind.

"Listen, I am going to Edinburgh, and I am going to bring you back a little scarf. I have something I want you to promise me to do each day and night while I am gone," Hector told the little girl.

"What it is, sir?" the girl asked eagerly.

"I want you to begin to pray to God. Each day and night I want you to pray: 'Lord, show me myself.' Seeing yourself as God sees you is the first step in coming to know Him. Will you promise to do this for me?"

The little kitchen girl eagerly agreed. A new piece of clothing of any kind was something she rarely enjoyed. What he gave her to do sounded interesting and certainly easy. She would begin that very night. So, after all the dishes were washed and the pots scrubbed, the little girl crawled into the hole beneath the stairs that was her "room", lay down on her straw bed and for the first time in her life, prayed to God. "Lord, show me myself," she asked, just as Mr. M'Phail had told her.

The next morning, Hector arose and continued the long trip to Edinburgh. For two weeks, Hector and other leaders discussed important church matters, then at last it was time to head home. Before leaving the city, he stopped in the market to buy a pretty scarf for the little girl as he promised.

Up and up into the Badenoch Mountains went Hector and his pony, until he reached the inn. He was eager to see what had happened to the little girl.

Just as before, Hector gathered the innkeeper's family together for evening devotions. And just as before, the kitchen girl did not join them for devotions. "Where is your kitchen girl? Why doesn't she join us for devotions?" Hector asked.

"Well, sir, she has been of little use to us since the last time you were here," the innkeeper's wife told him. "She has done nothing but sit and cry night and day, and now she is so weak and exhausted she cannot get out of bed. That is where she is now."

"Take me to her," exclaimed Hector, certain of the girl's problem. She led him to the hole under the stairs where he found the poor girl lying on her bed of straw.

"Well, my child, here is the scarf from Edinburgh I promised you," Hector said to her. "I hope you have kept your promise and said the prayer I taught you."

"I could never take your present. You have already given such a dear gift," the little girl replied. "You taught me a prayer and God has answered it. He has shown me myself and it is a sad sight! How rebellious and selfish I am! I do not live as I should! What should I do?"

Hector rejoiced at the girl's confession! She had had no Bible to read nor a family to help her know God, but God by His Holy Spirit, had been answering her prayer and at work in her heart.

"God has shown her she was a sinner, surely now He will show her He was her Savior!" thought Hector. Then to her he said, "My child, I have good news for you. It is true. You, like all people, have turned away from God and become a lawbreaker. But God sent His Son Jesus to take the punishment for the sins of all who turn and trust in Him," he told her. He forgives all their sins and makes them His people forever."

"I have a new prayer for you to pray now.. Pray: 'Lord, show me Yourself.' He will be as faithful to answer this prayer as He was the first one," he told her. The girl gratefully agreed to begin to pray this new prayer.

Many years passed after Hector's stay in that little inn in the Badenoch Mountains. Hector, the young man on the move, had become Hector the feeble old man at home. No longer could he travel many miles each day to visit others. Now they would have to come to visit him; and so they did. One such visitor traveled by foot many miles to see him: a stately woman bearing a large

package. Sir, there's a woman at the door who wishes to see you," announced his servant to him one day.

"Bring her in, by all means," Hector said.

"Good day, sir," greeted the woman. "I am the little girl from the inn in the Badedoch Mountains you cared for long ago," she told him. "You taught me two wonderful prayers and through them, I came to know Jesus as my Savior."

Then, opening the package, she gave Hector a beautiful, hand-woven linen cloth. "Long ago you came to me with a scarf," she reminded him. "Now I have one for you. I wove this long ago, hoping that one day I would get to give it to you. I made this long journey Risolis to give it to you and to tell you myself the wonderful things the Lord used you to do in my life," she told him.

How these words made Hector! Once more, the Lord had used this man of Resolis to bring the light of His forgiveness through Jesus to someone who desperately needed it!

### Cracking the Case:

**It's time to answer our Case Questions.**

**1. Who lived in the hole? Who went to talk to her? Why?**

The little kitchen girl. Hector M'Phail. He wanted to make sure she knew the good news of Jesus.

**2. What did she pray? What happened?** Hector asked her to pray, "Show me myself, then, "Show me Thyself" to God. The Lord used these prayers to help this girl see that she was a sinner, to repent of her sins and trust in Jesus as her Savior.

### Something for You and Me

**Our Bible Truth is: God Created Us as Perfect Lawkeepers, but We Are All Lawbreakers**

**Our Bible Verse is: Psalm 14:2-3**

"The LORD looks down from heaven on the sons of men to see if there are any who understand, any who seek God. All have turned aside, they have together become corrupt; there is no one who does good, not even one."

Nothing long; nothing fancy; just two short, simple prayers were all that little girl prayed. Yet what a great work the Lord did in her heart! It was a work that

changed her life forever.

What about you and me? What work is there to do in our hearts? Do we need the Lord to show us ourselves? Do we need the Lord to show us Himself? Let's praise God for being so willing and able to save rebellious lawbreakers like us! Let's pray that He would show us ourselves and show us Himself that we might repent of our sins and trust in Him as Savior.

*Close in prayer.*

### Closing ACTS Prayer

**A** God, we praise You for being the God Who Is the Revealer and Forgiver of Sins.

**C** God, we confess that when You show us ourselves, we see that we are sinners who have rebelled against God. We deserve Your punishment. We need a Savior!

**T** God, we thank You that You don't just doesn't show us our sins, but offer us forgiveness through Jesus, too.

**S** God, work in our hearts. Show us the sin of our hearts. Show us Yourself. Help us to turn away from our sins and trust Jesus as our own Savior.

# **ACTS PRAYER ACTIVITY**

Use this sheet to write down your ACTS Prayer

## **Instructions:**

Use this sheet to help the children apply the Bible Truth into a prayer. You can use the ACTS provided or even better, have the kids think of their own applications. Also have the children add their personal requests to the prayer, too. Lead the children in the prayer or let them pray sections, with your help. Never force a child to pray! Non-readers can participate by you whispering a section of the prayer into their ear and allowing them to pray it aloud for the group.

## **ADORATION:**

God, we praise You for being our Creator who created us to enjoy You and keep Your perfect laws. We praise You for being so merciful to sinful lawbreakers like us.

God, we praise You for being.....

---

Add your own Adorations:

---

---

## **CONFESSION:**

God, we confess that we, like all people before us and after us, have become law breakers. Our sins grieve You. We deserve Your punishment! We need Jesus to save us!

God, we have sinned against You....

---

Add your own Confessions:

---

---

## **THANKSGIVING:**

Thank You, God, for bearing with sinful, law-breaking people like us with patience. Thank You for showing us mercy and offering to save us through Jesus.

God, we thank You for...

---

Add your own Thanksgivings:

---

---

## **SUPPLICATION:**

God, send Your Holy Spirit to work in our hearts. Help us to turn away from our sins and trust in Jesus as our Savior. Help us to keep Your good laws.

God, we need Your help...

---

Add your own Supplication:

---

---

---

---

# SNEAKY SNACK

Can you figure out how this snack relates to the story?

## Snack: Little Girl on Her Straw Bed with Her Scarf

Fruit roll-up pieces “colorful scarf” and shoe-string potato straw bed with Teddy graham “kitchen girl” lying on it.

This is only a suggestion. Feel free to modify. Be mindful of allergy issues among your children!

**Case Tie-in:** Hector M’Phail brought the scarf back to the little kitchen girl, he found that she had been praying for God to show herself. God had answered her prayers by showing her that she was a sinner. He gave her the scarf and told her to pray, “Show me, Thyself.” God answered this prayer, too. The little girl trusted in Jesus as her Savior.

---

## SOUL FOOD

Food for thought during snack time

---

1. What does the snack have to do with the story?

---

Choose a few questions from the other activity discussion sheets to talk about during this snack time.

2.

---

---

3.

---

---

4.

---

---

5.

---

---

6.

---

---

7.

---

---



Directions: Read and discuss Bible Truth, using a FEW of the questions. Play game. Feel free to modify the game to fit your children.

### **God Created Us Perfect Law-Keepers, But We Are All Lawbreakers**

God created Adam and Eve without sin. They kept God's laws perfectly. They loved Him as they should; and, they loved each other as they should. They pleased God with their "works." That is, they pleased God with how they lived because they loved Him perfectly in their hearts, and they obeyed Him and His good laws perfectly in their lives.

But when Adam and Eve rebelled against God, their hearts and lives became sinful. No longer could they please God with their works, because no longer could they live perfectly. They were spoiled with sin.

Sin didn't stop there. It spread down to all of Adam and Eve's children, too. It even spreads down to us, too. Yes, just like Adam and Eve, we have sinful hearts. We break God's good laws with our thoughts, words, and actions.

God is good and He hates sin. God would not be good if He did not hate it. But, oh, how terrible is God fair punishment for breaking His laws! It is death: separation from Him and His good ways forever! This is what we all deserve.

Yet, God is so merciful to sinners like us! He sent His Son, Jesus, to live a perfect life here on earth and offer it up as the perfect sacrifice for the sins of all who would ever turn from their sins and trust in Him as their Savior. Because of Jesus, our sins can be forgiven and we can have eternal life with God!

### **Understanding the Bible Truth**

1. How were Adam and Eve perfect law-keepers at first? *God made them without sin.*
2. How could Adam and Eve (in the beginning) please God in a way that we cannot? *They could please Him with their works (their lives) because they lived perfect lives and did everything for God's glory.*
3. What happened to Adam and Eve and all their children after they rebelled? *They became lawbreakers, with lives spoiled with sin.*
4. How do we break God's laws? *In our hearts, thoughts, words and actions.*
5. Why does God hate sin? *Because He is good.*
6. What is God's punishment for lawbreaking? *Death.*
7. What is death? *Separation from God and His good ways forever. It is not just when our bodies die, it is also when our spirits are separated from God.*
8. How is the only way people can find forgiveness of their sins and eternal life with God? *By confessing their sins and trusting in Jesus, the Son of God who perfectly kept God's laws.*

### **Bible Verse Connection Question**

1. What does our Bible Truth have to do with our **Bible Verse: Psalm 14:2-3**: "The LORD looks down from heaven on the sons of men to see if there are any who understand, any who seek God. All have turned aside, they have together become corrupt; there is no one who does good, not even one."?  
*Adam and Eve were created with hearts that sought after God. They were perfect law keepers who were not corrupt and did not turn aside from God. But after they rebelled, they and all people after them did turn aside. Their hearts became corrupt and they no longer sought after God.*

### **Bible Truth Story Connection Questions**

1. What did the Holy Spirit reveal to the kitchen girl when she prayed, "Show me myself?" *That she was a law breaker who deserved God's punishment.*
2. What did the Holy Spirit reveal to the kitchen girl when she prayer, "Show me, yourself?" *That by faith in Jesus, she could be forgiven her sins and know eternal life with God.*

**Life Application Questions**

1. How do we know that we are law breakers? *We know the sin and rebellion against God in our hearts. We see it in our thoughts, words and actions.*
2. Why can't we do enough good works to please God? *Only a completely perfect life lived to please God can make us acceptable to God. None of us can ever do that. We are all lawbreakers.*
3. Since we can't please God by keeping His laws perfectly, what must we do to be saved? *Turn away from our sins and trust in Jesus as our own Savior.*

**ACTS Questions**

1. What is something we can praise God for because of this Bible Truth?  
*Praise God for being our Creator who created us to enjoy Him and to keep His perfect laws.*
2. What are sins we can confess to God because of this Bible Truth?  
*Confess that we, like all people before us and after us, have become law breakers.*
3. What is something we can thank God for because of this Bible Truth?  
*Thank God for sending Jesus to save all who turn from their sins and trust in Him as Savior.*
4. What is something we can ask God for because of this Bible Truth?  
*We can ask God to work in our hearts that we would want to turn away from disobeying Him and trust in this wonderful Jesus as our own Savior. We can ask God to send His Spirit to work in our hearts and help us to keep His good laws.*

**The Gospel**

1. We are all lawbreakers who should have been perfect lawkeepers. We choose to disobey God, even from birth. We deserve God's punishment. Is there any hope for us? What is the gospel?  
*God is the good Creator and King of the world. He made people to worship Him and live by His good laws. But we are all sinners who have rebelled against Him. We all deserve death--God's just, eternal punishment for our sins. How terrible! But God has good news for us. In His great mercy, God sent His Son Jesus to earth to save sinners. Yes, Jesus, the perfect Son of God, left His home in heaven and became a man. He lived the perfect life that pleases God. (He's the only one who has ever done that!) He offered it up to God His Father as the perfect sacrifice for sins when He suffered and died on the cross. Then, on the third day, Jesus rose from the dead in victory. He had fully paid for the sins of God's people, so they wouldn't have to! Now all who turn away from their sins and trust in Jesus as their Savior will receive forgiveness of sins and eternal life with God. They will be His very own special people who will know Him and enjoy Him forever. We can be God's people, too, if we turn from our sins and trust in Jesus as our own Savior.*



## Game: Squirrel and Nut

### Materials

Marble

Chairs

Bible Truth Questions

### Preparing the Game

1. Choose 20+ questions for your game from the Bible Truth Discussion Questions, or make up your own.
2. Write the Bible Truth questions on small thin strips of paper (or make a photocopy of the Bible Truth Discussion Questions and simply cut them into strips) and put them in the bag/bowl.

### Playing the Game

Have children seated in chairs in a circle, with their heads down and their eyes closed. "It" is in the middle and is holding the marble. He walks around quietly and chooses someone's lap to drop the marble into. The person who receives the marble jumps up and chases "It" around the circle and tries to tag "It" before "It" gets to the chair and sits down. Either the tagged old "It" or the new "It" gets to choose a question from the bag for the class to answer. Play continues after the question is answered. Be careful about running on slick floors! You may want to ask the children to walking rapidly instead.

Game continues as number of questions, time, and attention span allow.

### Optional TAKING IT TO OTHERS Activity: Quiz Questions

Have the children choose a few of the questions from the game to ask the parents/other children during TAKING IT TO OTHERS time. Help pre-readers by whispering the question in their ear and letting them ask it aloud to the parents/other children. Make sure you read the Bible verse aloud before you ask your questions.

Directions:

1. Write words to song in large print before class.
2. Play the song for the children, helping them follow along on the song sheet.
3. Discuss the song, using a few questions from the discussion sheet. *Don't use them all!*
4. Introduce sign language for key words of your choice from sign language sheet for your song. Use as few or as many as you think the children can learn.
5. Sing and sign the song. Sign language as well as large format lyrics and sheet music are found in the PFI Unit Songbook or online.
6. If desired, play the Song Game.

**Optional TAKING IT TO OTHERS Activity: Presenting and Singing the Song**

1. Sing and sign the song, encouraging the watching children/parents to join in.
2. Ask the class some of the questions listed below. The Bible Truth Connection Question is particularly good to help them understand how the song ties in with the Bible Truth.

**At the Cross**

**Verse 2**

Was it for crimes that I had done  
He groaned upon the tree?  
Amazing pity, grace unknown,  
And love beyond degree!

**Refrain**

At the cross, at the cross where I first saw the light,  
And the burden of my heart rolled away,  
It was there by faith I received my sight,  
And now I am happy all the day.

**Listen to it on PFI NIV Songs 7, Tracks 9,10**

**Verse 3**

Well might the sun in darkness hide,  
And shut his glories in,  
When Christ the mighty Maker died  
For man, the creature's sin. *Refrain*

**Understanding the Song**

1. What is a crime? *A broken law.*
2. What kind of tree did Jesus groan upon? *The cross. It's not a live tree, but it is made from the wood of a tree.*
3. For whose crimes did Jesus groan (suffer painfully) upon the tree? *For all who would ever turn from their sins and trust Him as their Savior.*
4. What do "amazing pity", "grace unknown" and "love beyond degree" mean and how does Jesus' death on the cross show them? *"Amazing pity" is having such great compassion on someone else's suffering that you can hardly believe it. "Grace unknown" doesn't mean that no one knows about it. It means such treating someone with such undeserved kindness like it has never been done before. "Love beyond degree" means such great love that you can't even measure it. Jesus was the very Son of God, the perfect Law Keeper. He did nothing to deserve any suffering or any punishment. Yet on the cross, He suffered all the wrath of God for the punishment for His people's sins, that they might be restored to eternal fellowship with God. He did this because of His amazing pity, His grace greater than any ever heard of, and His love so great that you cannot even measure it.*
5. What kind of light does a believer first "see" at the cross? *Not light like from the sun or a light bulb. Light is another word for understanding the truth about something for the first time. It is when someone understands their sins and that Jesus suffered on the cross for His people's sins that they see for the first time the truth that they can have salvation through Him, if they will turn from their sins and trust in Him.*
6. What does it mean for the burden of our sins to be rolled away? *It doesn't mean that someone comes and takes them out of our heart and then rolls them off down the street somewhere. It is a way of saying that they are taken from us and removed forever, when by faith we receive Him as our Savior.*
7. What does "well might the sun in darkness hide and shut His glories in, when Christ the mighty Maker died for man, the creature's sin?"? *When Jesus hung on the cross, the sun stopped shining and everything became as dark as night, as a sign of how Jesus, the Son of God, was laying aside His glory to take on all of the punishment for His people's sins.*

**Bible Truth Connection Question**

1. How does this song relate to our **Bible Truth: God Created Us As Perfect Law Keepers, But We Are All Law Breakers?** *Because we are all lawbreakers, we deserve God's eternal punishment. There will never be anything we can do to earn back eternal life with God. But at the cross where Jesus, the perfect law keeper gave up His life as the payment*

for all who would ever turn from their sins and trust in Him, that we can find forgiveness and eternal life. By His perfect sacrifice, all of "crimes" and "burdens" can be "rolled away" forever.

### Story Connection Question

1. How does this song relate to today's story? After praying "Show me myself" the little kitchen girl felt the great burden of crimes that she had done. But when she prayed "Show me Yourself" the Holy Spirit revealed to her that Jesus had groaned upon the tree for all who would ever turn and trust in Him as Savior. By faith, she received this "sight" from the Holy Spirit. She turned from her sins and trusted Him as her own Savior. When He rolled her sin burden away, she became "happy all the day"; that is, rejoiced in knowing the LORD and knowing she had eternal life, no matter what else happened to her in life.

### Bible Connection Question

1. What does this hymn have to do with our Bible Verse: **Psalm 14:2-3**: "The LORD looks down from heaven on the sons of men to see if there are any who understand, any who seek God. All have turned aside, they have together become corrupt; there is no one who does good, not even one."?

*God is our mighty Maker, yet we have all sinned against Him. We deserve His punishment. But God, in His great mercy, sent Jesus to die for the sins of all those who would ever turn away from their sins and trust in Him. He suffered, He groaned upon the cross under the punishment for their sins. He did this so the burden of their sins would be rolled away and they could know eternal life, which is why they can be happy all the day. We, too, can be forgiven for our sins, when we turn away from our sins and trust in Jesus as our own Savior.*

### Life Application Questions

1. How can God's people be affected by the message of this song? *They can praise God for not leaving them to die in our sins as we all deserve, and for sending His Son Jesus to the cross to roll away the burdens of their sins. They can pray that God would give them humble hearts that more completely understand the great depths of their sin (no matter how good they think they are) and to be more grateful for what Jesus did at the cross for them.*

2. How can we become one of God's people? *By turning away from our sins and trusting in Jesus as our own Savior.*

### ACTS Questions

1. What is something we can praise God for from this hymn?

*Praise God for being Our Mighty Maker and the One Who Shows Pity upon His People.*

2. What are sins we can confess to God from this hymn?

*We can confess sins that we have done that could only be paid for by Jesus dying upon the cross.*

3. What is something we can thank God for from this hymn?

*We can thank God for being so full of pity and love for His people that He would send Jesus to suffer and die for them on the cross.*

4. What is something we can ask God for from this hymn?

*That God would work in our hearts that we might turn from our sins and trust Jesus as our Savior. That He might roll away the burden of our sins from our hearts.*

### Gospel Question

1. How can I have the burden of my sins rolled away from my heart? How can I know God's forgiveness? What is the gospel?

*God is the good Creator and King of the world. He made people to worship Him and live by His good laws. But we are all sinners who've rebelled against Him. We all deserve death--God's just, eternal punishment for our sins. How terrible! But God has good news for us. In His great mercy, God sent His Son, Jesus to earth as a man to save sinners. He lived the perfect life that pleases God. (He's the only one who's ever done that!) He offered it up to God His Father as the perfect sacrifice for sins when He suffered and died on the cross. Then, on the third day, Jesus rose from the dead in victory. He had fully paid for the sins of God's people, so they wouldn't have to! Now all who turn away from their sins and trust in Jesus as their Savior will receive forgiveness of sins and eternal life with God. They will be His very own special people who will know Him and enjoy Him forever. We can be God's people, too, if we turn from our sins and trust in Jesus as our own Savior.*

## **Song Game: Sign It, Say It, What Does It Mean?**

### **Materials**

Sign Language signs used in song, particularly choose words with important meanings you want the children to learn, such as "grace", "redeem", etc.

Bag or bowl

### **Preparing the Game**

1. Cut out signs and put in bowl.

### **Playing the Game**

1. Practice the song and signs until the children know them well. Then put all the signs we've learned in this bag/ bowl and mix them up.
2. Ask one of the children to choose a sign, but not show it to anyone...but you, if they need some help.
3. Ask the child to do the sign for the rest of the children and see if the other children can guess which one it is. Do the sign with the child, if desired.
4. When the children guess the sign, ask them the meaning of the word. If no one guesses the sign, put it back in the bowl to be picked again.
5. Choose another child to pick a new sign from the bag and continue.

NOTE: You might want to sing the song after you do each word or couple of words.

Game continues as number of questions, time, and attention span allow.

choose a FEW questions for discussion, then choose the game and/or music activity

**Meditation Version: Psalm 14:2-3**

"The LORD looks down from heaven on the sons of men to see if there are any who understand, any who seek God. All have turned aside, they have together become corrupt; there is no one who does good, not even one."

**Alternate Memory/Games Version: Psalm 14:3**

"All have turned aside, they have together become corrupt; there is no one who does good, not even one."

**Understanding the Bible Verse**

1. What does it mean that the LORD looks down from heaven? *Is the LORD and heaven really up above us? No one knows where heaven is. It is a spiritual place, not a physical place like earth, the planets and the stars. The Bible speaks of heaven and the glorious things of God being high and lifted up. It is a picture of His holiness and of God as ruler over everything. (Just like it speaks of hell being down as a way of saying it is a place completely separated from God and is unholy.) The LORD does not really look down from a particular place in heaven. The LORD is everywhere, all the time. He knows everything there is to know. He doesn't have to peek down at us to know what is going on. It is just a word picture that tells us that God notices what is going on everywhere, all the time and is judging the hearts of people.*
2. Who does the LORD look down upon? *The sons of men.*
3. Who are the sons of men? *That is a way of saying all people, both men and women.*
4. What is the LORD looking to see? *If there is any who understand, who seek Him.*
5. What does it mean to seek God? *To want with all your heart to know Him and to live a life that pleases Him.*
6. What does the LORD see has happened to the sons of men? *They have all turned aside; they have together become corrupt; there is no one who does good, now even one.*
7. What does it mean that they have all turned aside? *They no longer live for God, but live for themselves.*
8. What does it mean that people are corrupt? *Something that is corrupted is something good that has been damaged and spoiled. God created people as perfect law keepers, made in His image. When they became sinners, the sin corrupted their pure hearts and lives, making them no longer a clear image of God.*
9. How many people does the LORD see who do good? *None.*
10. Since there is no one who does good, how can we say people do good works? *There are many things people do for each other that still reflect God's good ways. In that sense, anyone can do good. But, truly good things are things that don't just reflect God's good ways, but are done to bring glory to God. People who do not love God can't do this kind of good. Even the good works of Christians are not completely good, because they still are sinners who only love God imperfectly.*

**Bible Truth Connection Question**

1. What does this verse have to do with the **Bible Truth: God Created Us As Perfect Law Keepers, But We Are All Law Breakers?** *Adam and Eve were created with hearts that sought after God. They were perfect law-keepers who were not corrupt and did not turn aside from God. But after they rebelled, they and all people after them did turn aside. Their hearts became corrupt and they no longer sought after God.*

**Story Connection Questions**

1. How does this verse relate to our story? *When the kitchen girl began to pray, "Show me myself" the Holy Spirit began to work in her heart to show her that she was a sinner who did not seek God, but had turned aside to live her own way.*

**Life Application Questions**

1. Why is it so hard for us to seek God? *We have sinful hearts that want to turn away from God and live our own way.*
2. If all have turned aside and have corrupt hearts, how can any of us seek God? *We can confess our sins to God and by faith trust in Jesus to save us. He will send the Holy Spirit into our hearts and fill them with a desire to seek Him and with power to live obedient lives that please Him.*

**ACTS Questions**

1. What is something we can praise God for from this Bible verse?

*Praise God for being Omniscient: for seeing and knowing everything there is to know.*

2. What are sins we can confess to God from this Bible verse?

*We can confess that we have all turned away from God. We deserve God's punishment! We need a Savior!*

3. What is something we can thank God for from this Bible verse?

*We can thank God for sending Jesus to bring forgiveness of sins and to give eternal life to all who turn away from disobeying God and trust in Jesus as their own Savior.*

4. What is something we can ask God for from this Bible verse?

*We can ask God to work in our hearts that we would want to turn away from disobeying Him and trust in this wonderful Jesus as our own Savior. We can ask Him to do this work in others, too.*

**The Gospel**

1. We have all turned away from God. None of us live the good lives God created us to. We deserve His punishment. Is there any hope? What is the gospel?

*God is the good Creator and King of the world. He made people to worship Him and live by His good laws. But we are all sinners who have rebelled against Him. We all deserve death--God's just, eternal punishment for our sins. How terrible! But God has good news for us. In His great mercy, God sent His Son Jesus to earth to save sinners. Yes, Jesus, the perfect Son of God, left His home in heaven and became a man. He lived the perfect life that pleases God. (He's the only one who has ever done that!) He offered it up to God His Father as the perfect sacrifice for sins when He suffered and died on the cross. Then, on the third day, Jesus rose from the dead in victory. He had fully paid for the sins of God's people, so they wouldn't have to! Now all who turn away from their sins and trust in Jesus as their Savior will receive forgiveness of sins and eternal life with God. They will be His very own special people who will know Him and enjoy Him forever. We can be God's people, too, if we turn from our sins and trust in Jesus as our own Savior.*



## Game: Forceball

### Materials

Bible verse written up in large print so that all can see  
One kick ball or other rubber ball  
Masking tape  
Yard stick

### Preparing the Game

1. Use the tape to mark 2 lines about 3 yards apart.

### Learning the Verse

Some or all of your children may be non- or early readers. Teach the verse in sections, having them say it after you. Repeat a few times. Add clapping or other movement as they say it.

### Directions

1. If desired, lead the children in a discussion of a **FEW** of the most important questions before beginning game.  
2. Explain the game to them as follows:

Divide the children into two teams and have each team line up behind one of the lines. Players should stand side to side, with legs apart and feet touching. The two teams are facing each other. Have all the children say the verse together. Then, one team rolls (with their hands) the ball to the other team, trying to get it through the other team's legs without being blocked. The defending team cannot move their feet to block the ball. They can only block it with their hands. If the ball gets through their legs, the other team can get 2 points if they can say the verse correctly. If they do not say it correctly, then the defending team can try for 1 point. The defending team then bats the ball and tries to get it through the other team's legs. Give all to other team. Have everyone say verse together, then begin play again. Repeat. The team with the most points wins.

Game continues as time and attention span allow.

### Non-competitive option

This game is difficult to make completely non-competitive. You can, however, not keep track of points.

### Optional **TAKING IT TO OTHERS** Activity: Quiz Questions

Have the children choose a few of the questions from the game to ask the parents/other children during **TAKING IT TO OTHERS** time. Help pre-readers by whispering the question in their ear and letting them ask it aloud to the parents/other children. Make sure you read the Bible verse aloud before you ask your questions.

Directions:

1. Write words to song in large print before class.
2. Play the song for the children, helping them follow along on the song sheet.
3. Discuss the song, using a few questions from the discussion sheet. *Don't use them all!*
4. Introduce sign language for key words of your choice from sign language sheet for your song. Use as few or as many as you think the children can learn.
5. Sing and sign the song. Sign language as well as large format lyrics and sheet music are found in the PFI Unit Songbook or online.
6. If desired, play the Song Game.

**Optional TAKING IT TO OTHERS Activity: Presenting and Singing the Song**

1. Sing and sign the song, encouraging the watching children/parents to join in.
2. Ask the class some of the questions listed below. The Bible Truth Connection Question is particularly good to help them understand how the song ties in with the Bible Truth.

**The LORD Looks Down**

The LORD looks down from heaven,  
 On the sons of man,  
 To see if there are any who understand,  
 Any who seek God.  
 But all have turned aside;  
 They have together become corrupt,  
 There is no one who does good,  
 No, not even one.  
 Psalm Fourteen, two and three.

**Listen to it on PFI NIV Songs 7, Track 11**

## Song Game: Pass the Secret Sign

### Materials

Sign Language signs used in song, particularly choose words with important meanings you want the children to learn, such as "grace", "redeem", etc.

Bag or bowl

Blindfold

### Preparing the Game

1. Cut out signs and put in bowl.

### Playing the Game

1. Practice the song and signs until the children know them well.
2. Have all the children stand in a tight circle, except one, "It," who will stand in the middle of the circle, blindfolded.
3. Have the children in the circle to put their hands behind their backs. Choose a sign from the bag and hand to a child in the circle, still keeping hands behind their backs, not looking at the sign.
4. When "It" says "Pass the Secret Sign", the children will begin to pass the sign around behind their backs.
5. When "It" says "Stop the Passing!" the child who has the sign freezes with the sign behind his back.
6. The child with the sign brings it around and looks at it. You can help the child practice the sign.
7. Then take the blindfold off of "It", watch the child with the card do the sign, then have "It" guess the name of the sign. (If desired, "It" can ask another child in the circle for help with their guess.)
8. The holder of the sign then becomes "It." Sing the song with all the signs, then repeat.

**STORY REVIEW**

Directions: Read and discuss Bible Truth, using a FEW of the questions. Play game. Feel free to modify the game to fit your children.

**General Story Questions**

1. Why did Hector M'Phail travel around the countryside on his white pony? *To tell others the good news of Jesus.*
2. What kind of people did Hector M'Phail speak to? *Anyone who would hear; but especially the weavers, shepherds, quarrymen, and fishermen who lived around Resolis.*
3. Why did Hector M'Phail go to Edinburgh three times a year? *To represent the people of Black Isle at important meetings of church leaders.*
4. What was the trip to Edinburgh like for Hector? *Most of the trip was through the Highlands. The roads were desolate and misty. Some were dangerous. It took him about a week by pony.*
5. In what mountains was the inn where the kitchen girl worked? *The Badenoch Mountains.*
6. What was the first thing Hector did when he stayed at these inns? Why do you think he did that first? *He gathered the innkeeper and family together for devotions, even before taking care of his own needs, because he thought there was nothing more important than these people's relationship to God.*
7. Why did the innkeeper try to talk Hector out of letting the kitchen girl come to devotions? *He thought she was too dirty to be with the family. (And probably not good enough to be with them, too.)*
8. Why wouldn't Hector be talked out of having the girl join them? *He didn't care how dirty she was. He only cared about her soul. He wanted to make sure that she knew Jesus as her Savior.*
9. Why did Hector ask the girl: "Who made you?" *It was the first question that most young children in Christian families in Scotland learned the answer to. If she knew the answer, then he would know she probably had been raised in a Christian home.*
10. Why did Hector want her to pray "Show me myself" as her first prayer to God? *He knew that she needed to know she was a sinner, so then she would cry out for a Savior.*
11. Why didn't the girl show up for devotions when Hector came back after being in Edinburgh? *She was sick in bed. She had been there since he had left.*
12. What did Hector find out the girl was causing her sickness? *She felt terrible about her sinfulness before God.*
13. Why didn't the girl want to accept the scarf Hector brought for her? *She was so grateful with the gift of seeing her own sin through the prayer he gave her, that she felt she could not take another gift.*
14. What did the girl want Hector to tell her? *What to do about the guilt she felt for her sins.*
15. What did Hector tell her? *He told her about Jesus, the Savior for sinners, and told her to pray, "Show me Yourself."*
16. Who was the woman who visited Hector many years later? What did she come to do? *It was the kitchen girl, grown up. She came to see him to thank him for telling her how to be saved and give her the hand woven linen cloth as a present.*

**Bible Truth Connection Questions**

1. What does this story have to do with our Bible Truth? *Hector M'Phail knew that all people are lawbreakers in need of a Savior. He knew that the kitchen girl would need to know this about herself as the first step in coming to know Jesus as her Savior. He asked her to start asking God each day and night to show herself. God answered her prayers and showed her own sinfulness. Then, when she prayed "show me Yourself" she was ready to see that by faith in Him, her sins could be forgiven.*

**Bible Verse Connection Question**

1. What does the story have to do with our **Bible Verse: Psalm 14:2-3**: "The LORD looks down from heaven on the sons of men to see if there are any who understand, any who seek God. All have turned aside, they have together become corrupt; there is no one who does good, not even one."?  
*Hector M'Phail helped many people, including the little kitchen girl, to see that they are sinners who had turned away from God and deserved His punishment. He did this, so that then he could tell them of the wonderful gift of salvation through Jesus God offers to all who will turn from their sins and trust in Jesus as their Savior.*

**Life Application Questions**

1. Have you ever prayed for God to show you yourself? What do you think He would show you if you did? *Yes/No That you, too, are a sinner in need of the Savior Jesus.*
2. What can we do when He shows us that we are sinners? *We should turn from our sins and trust in Him. He will show Himself to be our Savior, too.*

**ACTS Questions**

1. What's something we can praise God for from this story? *Praise God for being the Shower of our Sins and His Mercy to His People.*
2. What's something we can confess from this story? *Confess that when God shows us ourselves, we see that we are sinners who have rebelled against Him. We deserve His punishment. We need a Savior!*
3. What's something we can thank God for from this story? *We can thank Him that He doesn't show His people their sins, but also His mercy through Jesus.*
4. What is something we can ask God for, from this story? *We can ask God to work in our hearts and show us the sin of our hearts. We can ask God to then show us Himself: how we can have Him as our own Savior when we turn from our sins and trust in Jesus.*

**The Gospel**

1. What is the good news of salvation that Hector shared with the little girl? What is the gospel?  
*God is the good Creator and King of the world. He made people to worship Him and live by His good laws. But we are all sinners who have rebelled against Him. We all deserve death--God's just, eternal punishment for our sins. How terrible! But God has good news for us. In His great mercy, God sent His Son Jesus to earth to save sinners. Yes, Jesus, the perfect Son of God, left His home in heaven and became a man. He lived the perfect life that pleases God. (He's the only one who has ever done that!) He offered it up to God His Father as the perfect sacrifice for sins when He suffered and died on the cross. Then, on the third day, Jesus rose from the dead in victory. He had fully paid for the sins of God's people, so they wouldn't have to! Now all who turn away from their sins and trust in Jesus as their Savior will receive forgiveness of sins and eternal life with God. They will be His very own special people who will know Him and enjoy Him forever. We can be God's people, too, if we turn from our sins and trust in Jesus as our own Savior.*

## Game: Ring Toss

### Materials

Pre-made Ring toss board and rings

OR

Large piece of cardboard, popsicle sticks, and a child's plastic bracelet

Paper and marker

Masking Tape

20+ Story Review Questions and other story review questions

### Preparing the Game

1. Choose 20+ questions for your game from the Story Review Discussion Questions, or make up your own.
2. Set up the ring toss board; or, cut a triangle shape from the cardboard and stick popsicle sticks into the board and assign point values for different sticks

### Playing the Game

Divide the children into two teams and have them line up at the throw line. Ask a child to come up to the throw line and toss the ring onto the board. Each child gets three tries, adding up the total points from all three tries. The leader then reads a Story Review question. If the child answers it correctly by himself, it is worth the number of points he scored from the ring toss. If he has another team member help him, it's worth half the point value. If he cannot answer it correctly, it goes to the other team with half points for a correct answer. Play resumes as the first player from the other team takes a turn tossing.

Play continues until each child has a turn, as Story Review questions last; or as time and attention span allow.

Tip: You might find that this game works best with the board laying flat on the floor rather than standing up and tilted.

### Non-competitive Option

Don't split into teams. Set a target point value for the children to reach together. Tell the children that they are going to work together and see how many turns it takes to reach the target point value. Have the children take turns toss the ring for points. Read a question for everyone to work together to answer. If the group gets it right, then they get to keep the points. Keep track of how many turns it takes to reach the target point value. Replace all of the sticky pads and play again, seeing if the group can make the target in less turns.

### Optional TAKING IT TO OTHERS Activity: Quiz Questions

Have the children choose a few of the questions from the game to ask the parents/other children during TAKING IT TO OTHERS time. Help pre-readers by whispering the question in their ear and letting them ask it aloud to the parents/other children.

**CASE REPLAY ACTIVITIES**

Use this guide to review the Case Story and act it out for others to enjoy!

**CASE REPLAY, JR: YOUNGEST CHILDREN**

**Description:** The children will act out the story together, everyone doing the same action/sound effect at the same time. This activity is most suitable for kindergarteners.

**Materials**

The Case RePlay, Jr. script for younger children

**Preparation**

1. Read through the script and write in the blanks along the side possible actions/sound effects the children could do to act it out.

**Instructions**

1. Tell the children that they will be re-enacting the story together as you tell it.
2. As you read the script, lead the children in actions/sound effects to do with you.
3. If desired, you can read the script and stop at certain sentences and ask them what a good action/sound effect would be to act out what you just read.
4. Repeat the re-enactment one or two times more.

**CASE REPLAY, SR: OLDER CHILDREN**

**Description:** The children act out the story as a three-scene play. You will narrate it using the Case RePlay, Sr. script and they will act it out (no spoken words, for the most part), with each child assuming a different character's role. This activity is most suitable for first grade and up. You will review the story, then practice it a few times before performing it for others.

**Materials**

The Case RePlay, Sr. script

White board or other large format paper

Costumes and props

**Preparation**

1. Prepare for the play by choosing costumes and props for each character in the story. Decorate the area with any scenery props.
2. Write the words "Beginning," "Middle," "End" on a large piece of paper/whiteboard with plenty of space under each heading. You will use this paper to help the children think about the story as a three-scene play, as it is presented in the script.

**Instructions**

1. Tell the children that they will get to act out the story as a three-scene play, with a beginning, middle and end section. Tell them that before they can act it out, they need to think it out. as you narrate it with your script.
2. Take the children's answers as they recount the story, helping them put key incidents in the right order.
3. If desired, when they have filled in their Beginning, Middle, End, read through your whole (real) script, so they hear exactly what you will have them act out.
4. Then tell the children that it's time to practice acting out the story.
5. Assign parts to each child. If you are using costumes, do NOT give them out at this point. They will be a distraction.
6. Have all the children sit on the floor or in chairs on one side of the "stage," then call the characters up in place as their part in the story comes.
7. As you read the script, guide the children in where you want them to move or do to act it out.
8. After going through the whole script once, give out any costumes and props and act out the script once or twice more.

**Optional TAKING IT TO OTHERS Activity: Re-enacting the Story**

Read the script as the children act out together (younger) or assuming different roles (older) as the other children or the parents watch.



**CASE REPLAY, JR--YOUNGER KIDS (KINDERGARTEN) P.2**

Welcome to our Case Story Re-Action! The name of our story is: The Case of the Hole Under the Stairs.

Our story takes place in the late 1700's in the Highlands of Scotland.

And now we present: "The Case of the Hole Under the Stairs."

**Scene 1:**

Hector M'Phail was a pastor who did not just stay at his house or his church, but rode his little white pony all over the hills around Resolis to tell shepherd, quarryman, weaver and fisherman God's message of mercy to sinners. Many people heard the good news of Jesus and became Christians, making Resolis live up to its name "the Cape of Light" for there were many people who had the "light" of Jesus as their Savior in their hearts. Hector was so well known as a godly pastor that he was asked to meet with other church leaders three times a year in faraway Edinburgh. He would saddle his white pony and ride through the dangerous Highland roads for days to get there.

**Actions:**

---

---

---

**Scene 2:**

On one trip to Edinburgh, Hector stopped at a little inn in the Badenoch Mountains. He called the innkeeper and family together for devotions. When he asked if everyone was there, the innkeeper told him of the girl still at work in the kitchen, but thought her too dirty to join them Hector insisted she be allowed to join them, knowing she had a soul which needed to know Jesus, too. After devotions, Hector asked the girl if she knew who made her, what a soul was, and what prayer was. She did not know any of the answers to his questions. Hector wanted her to know about Jesus. He knew she couldn't read and the family she worked for wouldn't help her, but he thought up something she could do. He told her he was bringing her a beautiful scarf from Edinburgh when he came back through. He asked her if she would promise to start praying to God a simple prayer: "Lord, show me myself". She gave her promise. Hector continued on the Edinburgh the next morning. He stayed there two weeks, then got ready to start the journey home. He remembered to buy a pretty scarf for the girl and eagerly looked forward to seeing how God had answered her (and his) prayers.

---

---

---

---

---

---

**Scene 3:**

The evening he got to the little inn, he called the innkeeper's family together for devotions again. Once more the kitchen girl did not come. The innkeeper's wife told Hector that the girl had been sick and lay in bed ever since he had stayed there two weeks ago. Hector went to the girl in her hole under the stairs to talk with her and give her the scarf. She refused to take the scarf, saying that he had already given her a great gift in the prayer he taught her. God had answered it and now she was sick with sorrow over her sin. She asked Hector what to do. Hector knew the Holy Spirit had been working in her heart. He had showed her that she was a sinner, now He would surely show her that He was her Savior. He explained the good news of Jesus and gave her a new prayer to pray: "Show me Yourself." Many years passed. Hector was an old man at home. A woman with a package came to his house to see him. She had walked many miles. He did not recognize her, but then she told him that she was the kitchen girl. She had become a strong Christian, was married and had a family of her own. She took a beautiful linen cloth out of her package to give to him. She told him she had woven it long ago for him in hopes of one day telling him how Jesus had saved her.

---

---

---

---

---

---

**Bible Truth Tie-In:**

The Bible Truth we are learning is: **God Created Us as Perfect Law Keepers, But We Are All Lawbreakers.** The Holy Spirit showed the kitchen girl that she was a law breakers, deserving God's judgment and needing His mercy when she prayed for God to show herself.

---

## **CASE REPLAY, SR--OLDER KIDS (1ST GRADE AND UP) P.3**

Welcome to our Case Story Re-Action! The name of our story is: "The Case of the Hole Under the Stairs."

Our story takes place in the late 1700's in the Highlands of Scotland.

The characters in our story are: Hector M'Phail; Fishermen; Weavers; Shepherds; Quarrymen; Innkeeper and family; The kitchen girl; Church leaders in Edinburgh; Sellers at the market stand of scarves; M'Phail's servant; and, the girl grown up.

And now we present: "The Case of the Hole Under the Stairs."

### **Scene 1: (Beginning)**

Hector M'Phail was a pastor who did not just stay at his house or his church, but rode his little white pony all over the hills around Resolis to tell shepherd, quarryman, weaver and fisherman God's message of mercy to sinners. Many people heard the good news of Jesus and became Christians, making Resolis live up to its name "the Cape of Light" for there were many people who had the "light" of Jesus as their Savior in their hearts. Hector was so well known as a godly pastor that he was asked to meet with other church leaders three times a year in faraway Edinburgh. He would saddle his white pony and ride through the dangerous Highland roads for days to get there.

### **Scene 2: (Middle)**

On one trip to Edinburgh, Hector stopped at a little inn in the Badenoch Mountains. He called the innkeeper and family together for devotions. When he asked if everyone was there, the innkeeper told him of the girl still at work in the kitchen, but thought her too dirty to join them Hector insisted she be allowed to join them, knowing she had a soul which needed to know Jesus, too. After devotions, Hector asked the girl if she knew who made her, what a soul was, and what prayer was. She did not know any of the answers to his questions. Hector wanted her to know about Jesus. He knew she couldn't read and the family she worked for wouldn't help her, but he thought up something she could do. He told her he was bringing her a beautiful scarf from Edinburgh when he came back through. He asked her if she would promise to start praying to God a simple prayer: "Lord, show me myself". She gave her promise. Hector continued on the Edinburgh the next morning. He stayed there two weeks, then got ready to start the journey home. He remembered to buy a pretty scarf for the girl and eagerly looked forward to seeing how God had answered her (and his) prayers.

### **Scene 3: (End)**

The evening he got to the little inn, he called the innkeeper's family together for devotions again. Once more the kitchen girl did not come. The innkeeper's wife told Hector that the girl had been sick and lay in bed ever since he had stayed there two weeks ago. Hector went to the girl in her hole under the stairs to talk with her and give her the scarf. She refused to take the scarf, saying that he had already given her a great gift in the prayer he taught her. God had answered it and now she was sick with sorrow over her sin. She asked Hector what to do. Hector knew the Holy Spirit had been working in her heart. He had showed her that she was a sinner, now He would surely show her that He was her Savior. He explained the good news of Jesus and gave her a new prayer to pray: "Show me Yourself." Many years passed. Hector was an old man at home. A woman with a package came to his house to see him. She had walked many miles. He did not recognize her, but then she told him that she was the kitchen girl. She had become a strong Christian, was married and had a family of her own. She took a beautiful linen cloth out of her package to give to him. She told him she had woven it long ago for him in hopes of one day telling him how Jesus had saved her.

### **Bible Truth Tie-In:**

The Bible Truth we are learning is: **God Created Us as Perfect Law Keepers, But We Are All Lawbreakers.** The Holy Spirit showed the kitchen girl that she was a law breakers, deserving God's judgment and needing His mercy when she prayed for God to show herself.

## The Kitchen Girl's Prayers

### Description

Children will make and decorate bendable praying hands out of Wonder foam sheets and pipe cleaners with the words of the kitchen girl's prayers on them.

### Materials

Skin-toned Craft Foam sheets, 8.5" x 11", 2 per child  
 10 pipe cleaners per child, preferably skin-toned.  
 1 yellow pipe cleaner per child  
 Hot glue gun  
 OR White Cardstock and Markers (thin-tipped, preferably)  
 Flat-backed craft jewels (optional)

### Preparing the Craft

1. Copy Patterns #2 and #3 onto copy paper and cut out 1 of each, per child.

Craft Foam Method:

1. Cut out 2 of Pattern #1 per child.
2. Along back of one of the pairs, use the hot glue gun to glue down a skin-toned pipe cleaner from close to each tip of finger and down to palm. When you are finished, you will have five ends of pipe cleaners grouped together near the center of the palms and extending on down.
3. Glue both hand shapes together with pipe cleaners enclosed in the middle. You may want to glue more carefully around the edges for a more finished look.
4. Cut yellow pipe cleaners into lengths that can be wrapped around a finger and twisted into a ring. Use markers to add any other markings on hands.

Cardstock Method:

1. Make 1 copy of Pattern #4 hands per child. Cut out or set out scissors for children to cut out.

### Making the Craft

1. Show the sample of the craft you have made.
2. Have the children color in the 2 prayers the girl prayed. (Patterns #2 and 3)
3. Have the children decorate their hands (foam or cardstock). Show them the pictures with front and back hand details so they can add them to their hands. (Pictures 1,2)
4. If desired they can add a ring by twisting the yellow pipe cleaner into a circle; or they can glue a jewel in place and make the ring shape out of pen or marker. They could also think about adding calluses, blisters, some dirt, etc. to make the hands look more like the kitchen girl's hands would have. On the other hand, they also could creatively decorate their hands with designs and patterns.
5. Finally, TEACHER should glue gun down the three coins into the palms of the hands.
6. The children can bend the hands out into a cupped hands shape to reveal the words of the prayers; then, together and up into praying hands.

### Optional TAKING IT TO OTHERS Activity: Craft Presentation

If you are presenting the craft to other children or parents the children can hold up their crafts (or your model craft) and read their Bible Truth Connection answers to explain the importance of the craft.

**CASE CRAFT****Discussion Guide****Instructions:**

As the children are settled into making their craft, ask them these questions to help them understand the craft's significance. Use the answers provided to guide the children's answers.

**Discussion Questions**

1. Where did Hector M'Phail stop on his way to Edinburgh? *At an inn in the Badenoch Mountains.*

2. Who did he meet at the inn that he spent special time? What did he tell this person to pray? *The kitchen girl. He taught the kitchen girl to pray "Show Me Myself" and "Show Me Yourself."*

3. What did he hope would happen when she prayed these things?  
*That God would convict her of her sins and lead her to faith in Jesus as her Savior.*

4. What is Bible Truth that we are learning?  
*God Created Us as Perfect Law-Keepers, But We Are All Lawbreakers.*

5. What does our craft have to do with our Bible Truth: God Created Us Perfect Law-Keepers, But We Are All Lawbreakers?  
*When the girl began to pray "Show me myself" the Lord, by His Holy Spirit, showed her that she was a breaker of His laws, worthy of His eternal punishment. answered the girl's prayers to show herself by sending the Holy Spirit to first show her that she was a breaker of His laws, deserving of His punishment. In His mercy, He then showed her Himself, that by turning from her sins and trusting in Him, she could be saved.*

6. What can our craft help us remember?  
*We can ask God to show us ourselves and show us Himself so that we might see our sin, turn away from it and trust in Jesus as our Savior.*

**TAKING IT TO OTHERS****Craft Presentation****Instructions:**

Have children hold up your model craft/their crafts. Choose five children (or you say) the five sections below to explain the craft's importance.

**Presentation:**

1. Our craft is: The Kitchen Girl's Prayers.

2. At an inn in the Badenoch Mountains in Scotland, Hector M'Phail taught the kitchen girl to pray "Show Me Myself" and "Show Me Yourself" in hopes that God would convict her of her sins and lead her to faith in Jesus as her Savior.


3. Our Bible Truth is: God Created Us as Perfect Law-Keepers, But We Are All Lawbreakers.

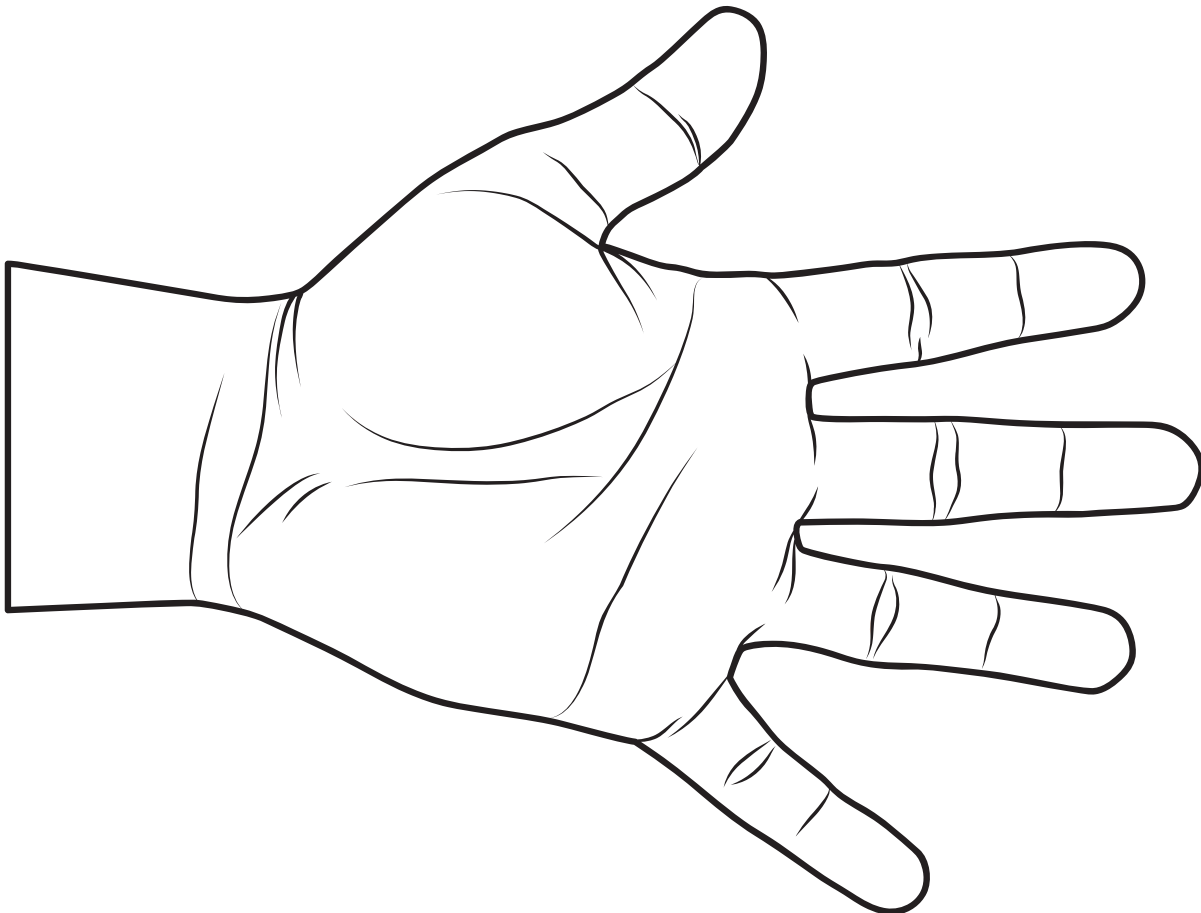
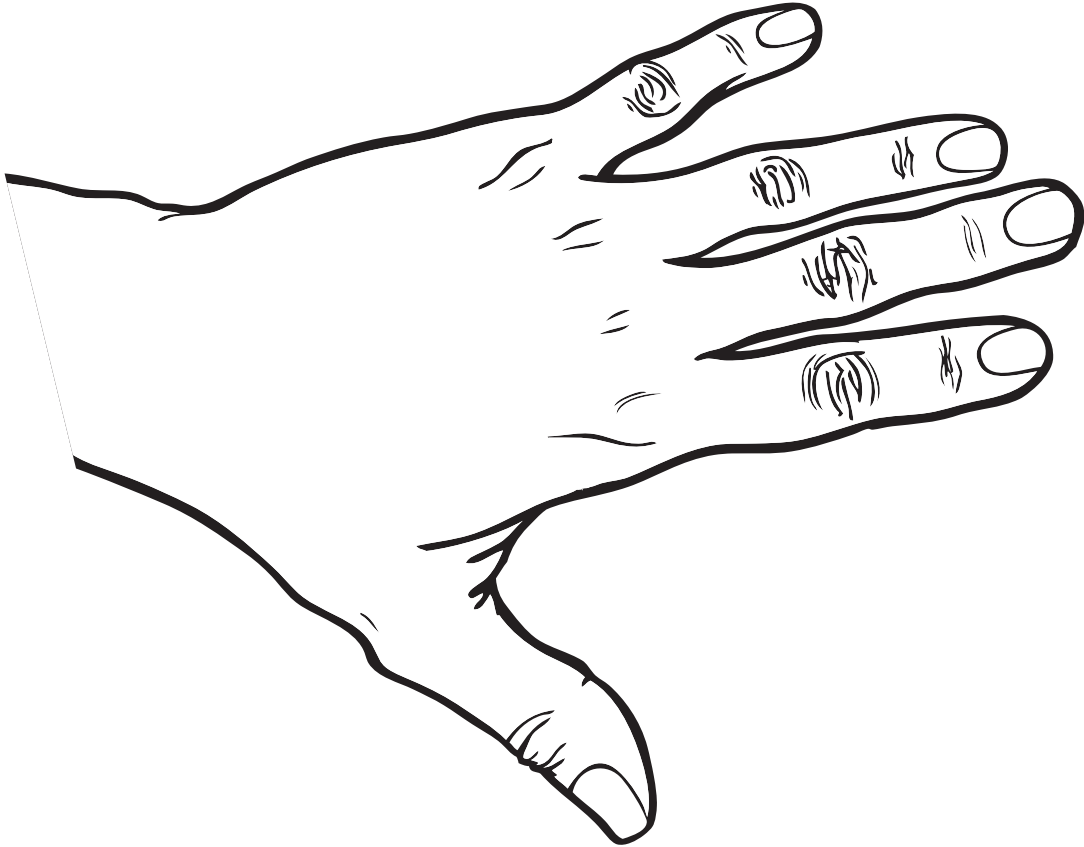
4. When the girl began to pray "Show me myself" the Lord, by His Holy Spirit, showed her that she was a breaker of His laws, worthy of His eternal punishment. answered the girl's prayers to show herself by sending the Holy Spirit to first show her that she was a breaker of His laws, deserving of His punishment. In His mercy, He then showed her Himself, that by turning from her sins and trusting in Him, she could be saved.

5. Our craft can help us remember that we can ask God to show us ourselves and show us Himself so that we might see our sin, turn away from it and trust in Jesus as our Savior.

Note: Even non-readers can participate in presenting the craft, if you will whisper what they are to say in their ear and let them say it aloud for the others to hear.

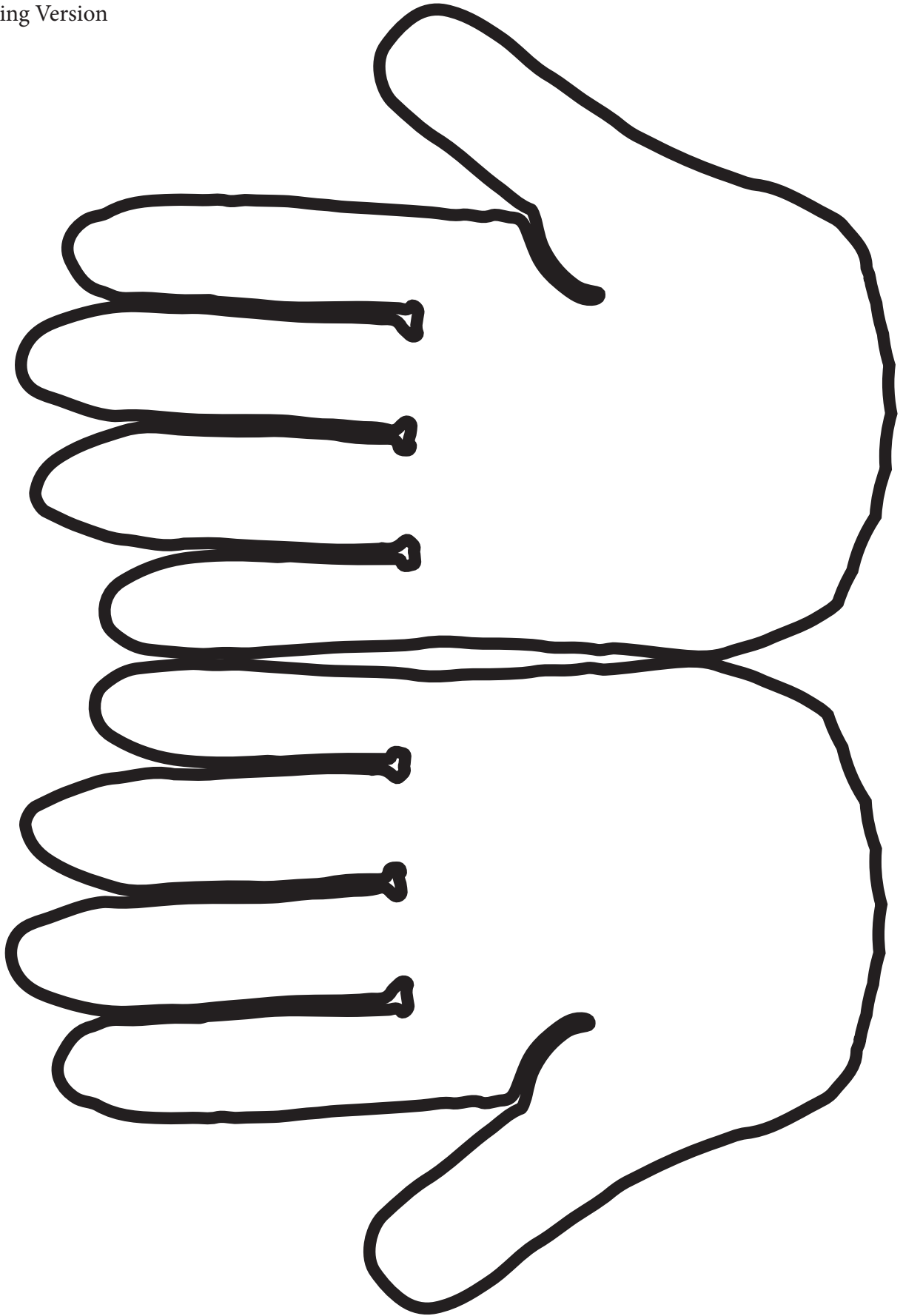
Pattern for cutting out <!--  
Generator: Adobe Illustrator







Coloring Version



**SHOW ME  
MYSELF!**

**SHOW ME  
MYSELF!**

**SHOW ME  
MYSELF!**

**SHOW ME  
THYSELF!**

**SHOW ME  
THYSELF!**

**SHOW ME  
THYSELF!**

**BEFORE CLASS:****1. PICK YOUR PERSON**

VIPPs can be anyone in your church! Typically, they fall into 6 categories: Church staff, Elders, Deacons/deaconesses, Special Volunteers (people who aren't paid, but spend a lot of time helping out in particular ways), Supported Workers (a.k.a. missionaries), and Church Members.

**2. GATHER YOUR FACTS**

Use the VIPP Information Sheet to write down the facts about your VIPP. The information on this worksheet is used in the VIPP activities, listed in the "Choose an Activity" section below.

**DURING THE ACTIVITY:****1. INTRODUCE YOUR VIPP**

Introduce your VIPP to the children, using the VIPP Information Sheet. Fill in a set of VIPP Clue Cards with the information for your VIPP. If desired, you can even have the actual person come into class for the children to meet.

Need help describing what someone does for the church in a kid-friendly way? Click on the list of common VIPPs and how to describe what they do to kids. See if your VIPP is one of these. It may save you some time.

**2. PRAY!**

Lead the children in praying for the VIPP. Ask the children if they would like to pray for one of the VIPPs prayer requests. Even non-readers can pray for the VIPP if you whisper the prayer request in their ear, then let them say it aloud. Never force a child to pray!

**3. CHOOSE AN ACTIVITY**

There are two activities you can use to help the children learn about the VIPP:

**VIPP Clue Cards:** These are 9 coloring sheets in which children fill in the 9 things they learn about the VIPP from the VIPP Information Sheet. Photocopy a set of each child. Use as few or as many of these Clue Cards as you desire.

**VIPP Game:** This is a game that uses a set of Clue Cards for one or two VIPPs.

Choose a VIPP and fill in his/her information on the VIPP Information Sheet. Fill in a set of VIPP Clue Cards with the information for your VIPP. Tell the children about the VIPP, having them fill in the VIPP Clue Cards with the key facts as they learn them. Write any words the children need to write on a white-board or other piece of paper so they can see how to spell them. Help younger children write these words on their clue cards. Ideas for how to tell the children about many common VIPPs are listed at [praisefactory.org](http://praisefactory.org) with the resources for this Bible Truth.

**Optional TAKING IT TO OTHERS Activity: Introduce and Pray for the VIPP**

If you are presenting the VIPP to other children or parents you can assign children to hold up the 10 clue cards and say what each card tells about the VIPP. (Or, you can have the children hold them up as you tell what each one means.) Then lead the children in praying for the VIPP.

## Game: Picture Run

### Materials

Information for two VIPPs

2 Sets of Clue Cards

Tape

Different color construction paper for each picture.

### Preparing the Game

1. Fill in one set of clue sheets for each VIPP you are using.
2. Put all the Clue Cards in a bag, except for the ones with the names and pictures of the VIPPs.
3. Use tape to put up the pictures of each VIPP on a piece of construction paper. Tape each up in a different location/wall around the room.

### Playing the Game

**Reveal:** Tell the children about the VIPPs, showing them your filled-in clue cards as you tell about them.

**Review:** Put the Clue Cards for the VIPPS put in a bag. Mix up. Have children stand together in middle of the room. Tell them that you will pull out a clue card, show it to them, and they are to run to the picture of the person who it belongs to. Give them the answer after everyone has run to their guessed person. Continue until all clues have been used up. (If you have a slick floor, you may want to avoid running. Make it fun by giving them a different way to go to each picture, such as skip or hop.)

**VIPP INFORMATION SHEET**

**VIPP NAME:**

\_\_\_\_\_

**WHAT VIPP LOOKS LIKE**

Man or Woman? \_\_\_\_\_

Hair color? \_\_\_\_\_

Eye color? \_\_\_\_\_

**FAVORITE ANIMAL**

\_\_\_\_\_  
\_\_\_\_\_

**FAVORITE FOOD**

\_\_\_\_\_  
\_\_\_\_\_

**FAVORITE FREE TIME ACTIVITY**

\_\_\_\_\_  
\_\_\_\_\_

**WHAT VIPP DOES DURING WEEK**

\_\_\_\_\_  
\_\_\_\_\_  
\_\_\_\_\_  
\_\_\_\_\_

**VIPP GROUP OF SERVICE:**

- |                   |                                  |
|-------------------|----------------------------------|
| Church Member     | Deacon                           |
| Elder             | Church Staff                     |
| Special Volunteer | Supported Worker<br>(Missionary) |

**3 WAYS VIPP SERVES CHURCH**

\_\_\_\_\_  
\_\_\_\_\_  
\_\_\_\_\_  
\_\_\_\_\_  
\_\_\_\_\_  
\_\_\_\_\_

**3 WAYS TO PRAY FOR THE VIPP**

\_\_\_\_\_  
\_\_\_\_\_  
\_\_\_\_\_  
\_\_\_\_\_  
\_\_\_\_\_  
\_\_\_\_\_

