

BIBLE TRUTH 3, LESSON 2: PLANNER/OVERVIEW

GETTING STARTED: Welcome and Opening Songs (*introduce unit and get kids moving with these songs*)

Welcome to Praise Factory: PFI: Praise Factory Investigators Theme Song *PFI NIV Songs 6, Track 1*

Rules to Help Us Worship God and Love One Another: WoGoLOA Classroom Rules Song
PFI NIV Songs 6, Track 2

Big Question Under Investigation: Big Question 12 Songs *PFI NIV Songs 6, Tracks 3,4*

Big Question Bible Verse: Romans 5:12 Song *PFI NIV Songs 6, Track 5*
(*Extra Bible Verse Song: You Must Not Eat, Eat, Eat: Genesis 2,3 PFI NIV Songs 6, Track 6*)

DIGGING DEEP DOWN: Key Concept and Story (*introduce the Bible Truth and tell the related story*)

Bible Truth 3: All People Are Born Sinful, All People Need God's Mercy

Bible Truth Hymn: Come, Ye Sinners, Poor and Needy, v.3 *PFI NIV Songs 6, Track 11*

Bible Verse: Romans 5:17

Bible Verse Song: For If by the Trespass *PFI NIV Songs 6, Track 12*
Extra Bible Verse: The LORD Looks Down: Psalm 14:2-3 PFI NIV Songs 6, Track 13

Lesson 2 Story of the Saints: The Case of the Unsinkable Message

TAKING ACTION: Response Activities (*choose from among these activities*)

Snack and Discussion Planner: Food of the Poor, Drinks of the Rich, and Icebergs

ACTS Prayer: Prayer Sheet

Bible Truth Review: Discussion Questions and Game: Storks

Bible Truth Hymn: Come, Ye Sinners, Poor and Needy, v.3 *PFI NIV Songs 6, Track 11*
Song, Sign Language and Song Game: Word Take Away **PFI NIV Songs 6 BOOK or ONLINE**

Bible Verse Review: Romans 5:17 Discussion Sheet and Game: Duck, Duck, Goose

Bible Verse Song: For If by the Trespass Romans 5:17 *PFI NIV Songs 6, Track 12*
Song, Sign Language and Song Game: Big Voice, Little Voice **PFI NIV Songs 6 BOOK or ONLINE**

Story Review: Discussion Questions and Game: Windsock Wall Ball

Case Replay, Jr: Drama Activity for Youngest Children (children do same story actions together)

Case Replay, Sr: Drama Activity for Most Children (children re-tell story with individual parts)

Craft: The Money and Jewels of the Rich

VIPP (Very Important Prayer Person) Prayer Time: Coloring Sheets (back of book) & Game: Beanbag Toss In

TAKING IT HOME: Take Home Sheet for Review and Family Devotions

PFI Pronto: Bible Truth 3, Lesson 2 **PFI NIV Prontos 6 Book or ONLINE**

The Case of the Unsinkable Message

by Connie Dever

Our story is called:**The Case of the Unsinkable Message.****As you listen to the story, see if you can figure out:**

1. Who told the unsinkable message? Why did he tell this message even as he sank?
2. What was the unsinkable message? What difference did it make?

This story doesn't take place in Bible times. It takes place in the 1912, beginning in Glasgow, Scotland.

Glasgow was a big city built on beautiful, misty hills, next to the River Clyde. But while the hills and river reflected the beauty of God's creation, the city itself sadly reflected the sin and suffering that came into the world when Adam and Eve rebelled against God, long ago.

Many of the people of Glasgow were miserably poor. Large families were crowded into small, dirty apartments, without even a bathroom. Most men, women, and even children worked long hours, six days a week, in factories which everything from giant ships and train tracks to textiles (fabric and clothes making) and lace. The long hours in terrible conditions paid very little and made many sick.

In their hearts, the people of Glasgow suffered, too. God had created them to find their joy and comfort in Him; but like all humans since Adam and Eve, these people had broken fellowship with Him. Instead of turning to God to help them and save them, they turned to gambling, cussing, prize fighting and getting drunk on beer and whiskey as a way to deal with their sorrows.

Many people didn't even try to help the poor of Glasgow. They looked at their run-down houses and their bad habits and wanted nothing to do with them. "There's no hope for these people! Why should we bother? Nothing can change them," they thought.

But there were some in Glasgow who disagreed, especially a man named John Harper. "Yes," said John, "these poor people live sad and sinful lives, but so have all people, since the time when Adam and Eve rebelled against God. There's no way that we can save them, but God can. He promised Adam and Eve He would send a Savior to crush Satan. His promise was for all who turn from their sins and believe in the LORD Jesus Christ. I'm

going to tell these poor people of about Jesus. I'm going to pray to God to save them." John had a heart to do one thing and to do it to the end. He worked bring people out of lives filled with sin and death to wonderful fellowship with God through Jesus-- including those poor people of Glasgow.

John began to wait by the factory gates for the people at lunchtime. As they ate their bread and butter sandwiches, he told them about Jesus. He went to their shabby houses as well as the places where they drank, gambled and watched prize fighters, and he told them about Jesus there, too. He invited them to come to his church and prayed over every seat, in one by one, that God would fill it on with someone who turn from their sins and trust in Jesus as their Savior.

God blessed John's efforts. Many people were saved. Their lives were still very hard, but God filled their hearts with joy and peace. They were changed people! God used John mightily and soon, other churches invited him to speak to them, too. One church in Chicago asked him to come preach for three whole months. John believed the LORD wanted him to go. He booked tickets for him and his little daughter, Nana, to sail to New York on none other than the Titanic, the amazing new ship about to set sail to America for the first time.

When John and Nana boarded the Titanic, it was more than they imagined. It was the largest man-made, movable object ever built, and the most powerful ship in the world! It was 883 feet high—about as tall as an eleven-story building. It carried over 800 crew and 1200 passengers. Best of all, White Star, the company who owned the ship, claimed that the new, watertight compartments made the ship unsinkable. One crew

Story-telling Tips**Ahead of time:**

1. Read the Bible verses and story. Pray!
2. Create story cue cards on index cards (or highlight text).
3. Practice telling story dramatically, timing your presentation. Shorten, if necessary to fit your allotted time.
4. Decorate area with story props that help bring your story alive.

During your presentation:

1. Maintain as much eye contact as possible as you tell the story. Point to/use props at important points in the story. Include the kids in your story with a few questions about what they think will happen or words/concepts that might be new to them.
2. Watch the kids for signs that their attention span has been reached. Shorten, if necessary.

STORY OF THE SAINTS

member even boasted that not even God Himself could sink the ship!

The Titanic wasn't just big and safe; it was elegant as well. The drawing rooms had crystal chandeliers and people dined off of plates of finest china and gold. There were steamy Turkish baths, mechanical camels and horses to ride, beautiful fireplaces in the rooms, and the first swimming pool ever put on a boat, but only the first-class passengers (who paid \$55,000 per ticket!!!) could use them. There were plenty of those very wealthy people on board the Titanic that day. Benjamin Guggenheim, whose money came from iron factories; Molly Brown, the woman who had grown rich from gold mines in Colorado; Mr. Straus, the owner of Macy's department store along with his wife were there. Even Colonel John Jacob Astor, the richest man in the world had reserved a room.

John and Nana knew they wouldn't get to do the special things reserved for the very rich, but they would get a peak at them. What a parade of mink coats and jewels it was! But as amazing as the Titanic and its rich passengers were, John thought of only one thing: "These people are lost. Riches won't satisfy them any more than the drinking, gambling and prize fighting could satisfy the poor people of Glasgow. Their lives are hopelessly bound up in sin and suffering, too. They need the Savior Jesus. I'm going to spend this trip praying and telling them about Him, that they might be saved.

God answered John's prayers, for it was for that very reason that God wanted John on that boat, as John was to see, late on the fourth night of the voyage.

The fourth night started out like any other night on the Titanic. Up in the elegant drawing rooms, the rich passengers were dining and dancing. And then at eleven p.m., everything changed. The crew spotted a monstrous, 200,000 ton iceberg straight ahead! The iceberg rammed into the ship's side, causing a huge shower of ice shavings on deck. Many enjoyed the near miss; some even reached out to take ice from the iceberg to put in their drinks. They had no idea that the iceberg had sliced a huge hole in the ship.

"There's a huge tear on the hull," the anxious crew told Captain Smith. "Six of the watertight compartments

are filling with water. What should we do?"

"Seal them off. We must keep the water from spreading to the rest of the ship," the captain commanded.

But it was no use. By a little after midnight, the captain knew the ship was going down. "Shoot off the flares! Muster the lifeboats! Alert the passengers! The Titanic will sink in just a couple hours!" he ordered them.

As the word spread, the passengers broke out into a panic. Everyone began to scramble for the lifeboats, only to find out that there were only enough boats for a few hundred of the 2000 people aboard the ship. Women and children would be boarded first, it was decided. Any remaining spots would be given to men. The rest of the people would have to find some way to survive on floating wreckage in the freezing water... or go down with the ship. Some men did not like this. One man even dressed up like a woman to try to get on a boat. Others stole boats for themselves.

But what about John and Nana? What did they do as the Titanic began to sink? As soon as the alarm was sounded, John knew what the LORD would have him do. The LORD had not sent him on this journey to preach to lost people in Chicago; He had sent him to preach to lost people on the Titanic, that they might be saved for eternal life.

John kissed his daughter with a heart-breaking good-bye, put her in safe hands on one of the lifeboats, and then went to work sharing the good news of Jesus. As he helped people scrambling to the boats he asked, "Do you know Jesus? Are you saved?"

"No," was answer from most.

"Then believe on the LORD Jesus Christ. And you will be saved. It is not too late!" he urged them.

Soon, all the lifeboats were full. That left more than 1500 people still on board. Many panicked as they faced the thought of dying in the icy waters, but not John. He had a heart to do one thing: tell the good news of Jesus to as many as he could! There was no lifeboat to save them for this life, but there was a Savior who could save them for all eternity! That was even better!

"Believe on the LORD Jesus Christ and you shall be saved! Believe on the LORD Jesus Christ and you shall be saved," he told all who would listen.

Before long, the Titanic's stern tipped high in the sky,

and then the mighty ship slid down into the ocean.

Passengers joined hands and leaped into the bitterly cold waters. John was among those in the icy waters. John knew he would not survive long in those freezing waters, but still he didn't panic. He knew he was saved. Soon he would be with Jesus forever. His only thought for those who were about to die and were not saved. Even in the water, John kept on preaching. A man clinging to a piece of wood floated near John. "Man, are you saved?" John called out.

"No, I am not," the man replied.

"Then believe on the LORD Jesus Christ and you shall be saved!" John urged him.

Before the man could answer, a wave swept him away. Before long, though, another wave swept him near again. John called to him again, "Man are you saved now?"

"No, sir. I am not," the man replied again.

So again, John urged him once more, "Believe on the LORD Jesus Christ and you shall be saved."

With that last plea upon his lips, the cold overtook him. John's body slipped into the deep and he died, but his spirit went up into the glorious presence of His beloved LORD Jesus Christ, who he had proclaimed even with his last breath. Little did John know that the man clinging to the wood accepted Jesus.

John had a heart to do one thing and to do it to the end. He labored to bring people out of lives filled with sin and death to wonderful fellowship with God through Jesus—even with his last, dying breath.

The news of the sinking of the Titanic shocked the world. Outside the door of the White Star office crowded anxious friends and family of passengers around two lists posted. On one list was written: "Known to Be Lost." On the other, "Known to Be Saved." Cries of relief or horror went up as the names of loved ones were found on the lists.

John Harper's name appeared on the White Star's "Known to Be Lost" list, for indeed he had been lost to the sea. Many people mourned at the loss of such a wonderful man of God. But there was rejoicing in heaven, as not only John but many others on White Star's lists had believed on the LORD Jesus Christ and were Known to Be Saved from their sins and for eternal life with God.

Cracking the Case:

It's time to answer our Case Questions.

1. Who told the unsinkable message? What happened to him? John Harper. He drowned when the Titanic sank.

2. What was the unsinkable message? What difference did it make? The good news of salvation through faith in Jesus. All those people on the ship were facing death, yet they would receive eternal life if they repented of their sins and believed in Jesus that very night.

Something for You and Me

**Our Bible Truth is: All People Are Born Sinful,
All People Need God's Mercy**

Our Bible Verse is: Romans 5:17

"For if, by the trespass of the one man, death reigned through that one man, how much more will those who receive God's abundant provision of grace and of the gift of righteousness reign in life through the one man, Jesus Christ."

John Harper had a heart to do one thing and to do it to the end. He labored to bring people out of lives filled with sin and death to wonderful fellowship with God through Jesus.

What about you and me? Have we turned from our sins and believed in the LORD Jesus Christ? Have we been saved for eternal life with God? God offers His salvation to all who come to Him. And if we have been saved, what is it that we should have a heart to do and do it to the end? Should it not be to bring people out of lives filled with sin and death to wonderful fellowship with God through Jesus?

Let's praise God for His gracious offer of eternal life to all who have faith in Jesus. Let's ask Him to give us hearts like John Harper, who trusted in Jesus to the end of his life and who made telling others about Jesus the labor of his life. *Close in prayer.*

Closing ACTS Prayer

A God, we praise You for being our merciful Savior.

C God, we confess that like everyone on that boat, we are sinners who need to repent and believe in Jesus.

T God, we thank You for sending people to tell us the good news of Jesus so we can be saved.

S God, work in our hearts that we might turn away from our sins and trust in Jesus as our Savior.

ACTS PRAYER ACTIVITY

Use this sheet to write down your ACTS Prayer

Instructions:

Use this sheet to help the children apply the Bible Truth into a prayer. You can use the ACTS provided or even better, have the kids think of their own applications. Also have the children add their personal requests to the prayer, too. Lead the children in the prayer or let them pray sections, with your help. Never force a child to pray! Non-readers can participate by you whispering a section of the prayer into their ear and allowing them to pray it aloud for the group.

ADORATION:

God, we praise You for being so loving and merciful! You sent Your own Son, Jesus, to suffer and die in the place of sinful people like us!

God, we praise You for being.....

Add your own Adorations:

CONFESSION:

God, we confess that even this week we have sinned against You! We see that we disobey You in what we do, what we say and what we think. Our very hearts are sinful! We are children of Adam and Eve! We need a Savior!

God, we have sinned against You....

Add your own Confessions:

THANKSGIVING:

Thank You, God for not just treating us as our sins deserve, but sending us a Savior, Your Son Jesus, to save us.

God, we thank You for...

Add your own Thanksgivings:

SUPPLICATION:

God, help us to be honest before You and others about our sins. Work in our hearts, that we might turn away from our sins and trust in Jesus as our Savior. Have mercy on us!

God, we need Your help...

Add your own Supplication:

SNEAKY SNACK

Can you figure out how this snack relates to the story?

Snack: Food of the Poor, Drinks of the Rich...and Icebergs

(Diet) Ginger ale “fancy drink” with “iceberg” ice chips in it. Bread and butter sandwiches like what the poor factory workers of Glasgow ate for lunch.

This is only a suggestion. Feel free to modify. Be mindful of allergy issues among your children!

Case Tie-in: John Harper worked hard to tell the rich and the poor the good news of Jesus. He knew that no matter who they were, they all would die in their sins if they did not repent and trust in Jesus as their Savior.

SOUL FOOD

Food for thought during snack time

1. What does the snack have to do with the story?

Choose a few questions from the other activity discussion sheets to talk about during this snack time.

2.

3.

4.

5.

6.

7.

Directions: Read and discuss Bible Truth, using a FEW of the questions. Play game. Feel free to modify the game to fit your children.

All People Are Born Sinful, All People Need God's Mercy

Adam and Eve did not just disobey God once and stop. They had become sinners with sinful hearts that rebelled against God again and again. But sin didn't stop with Adam and Eve. They passed down the consequences of their sin to all their children.

Each and every one of us come from Adam and Eve's family--we are all their children. And because we are their children, we are all born sinners with sinful hearts and with bodies that will suffer and die. And also like Adam and Eve, we all deserve eternal punishment for our sins, too.

Yet God, in His great mercy, always planned to send His Son Jesus to save His sinful people by taking the punishment for their sins upon Himself. Jesus did this when He suffered and died on the cross. On the third day, He rose from the dead, showing He had beaten sin and death.

God promises to forgive all who confess their sins to Him and trust in Jesus as their Savior. He will give them each a new heart, filled with His Holy Spirit--a heart that knows and loves Him more and more. And one day, when they die, they will not receive the eternal punishment they deserve for their sins, but eternal life with God forever. How great is God's mercy through Jesus to sinful people like us!

Understanding the Bible Truth

1. What did Adam and Eve become after they disobeyed God? *Sinners. People with sinful hearts and lives that keep disobeying God, over and over.*
2. To whom did Adam and Eve pass their sinfulness? *All of their children.*
3. What happens to all of us because we are sinners? *We all are born with sinful hearts and with bodies that suffer and die. We all deserve God's eternal punishment.*
4. How has God shown His mercy upon us? *By always planning to send His Son Jesus to save His sinful people by taking the punishment for their sins upon Himself.*
5. What is God's promise to all who confess their sins to Him and trust in Jesus as their Savior? *To forgive their sins.*
6. What does God give to those who trust in Him? *A new heart that loves Him; He will raise them from the dead to live with Him as His special people forever and ever.*

Bible Truth Story Connection Questions

How does the case story point to the **Bible Truth: All People Are Born Sinful, All People Need God's Mercy?**

1. How did John Harper's life show that he believed that all people really are sinners? *He urged everyone he could to trust in Jesus and be saved from the eternal punishment that they deserved for their sins. He didn't think much about what they looked like or what they had. He only thought about whether they were saved or not.*
2. How did John Harper's life show that he believed that God would show mercy to sinners through Jesus? *He died without fear in the icy cold waters. He did not fear because he trusted that God would count him as righteous because he trusted in Jesus as His Savior.*

Bible Verse Connection Question

1. What does our Bible Truth have to do with the Bible Verse: Romans 5:17: "For if, by the trespass of the one man, death reigned through that one man, how much more will those who receive God's abundant provision of grace and of the gift of righteousness reign in life through the one man, Jesus Christ." ?
Adam and Eve passed on their sinful hearts to their children--all of us! That means that we all are born sinners. How terrible! But God promised to show mercy to all who look in faith to the Savior who would crush Satan's power. Yes! All who turn from their sins and trust in Jesus are saved from the punishment they deserve from God for their sins. Sin came through one man, Adam. But Jesus, the Son of God and the son of man, gives His grace and perfect righteousness--everything they need to be saved!

Life Application Questions

1. How do we know that we need God's mercy, too? *Because like Cain and Abel, we have been born sinners. Only by trusting in Jesus will we ever be forgiven our sins and know eternal life with God.*

ACTS Questions

1. What is something we can praise God for because of this Bible Truth?

Praise God for being so loving and faithful as to send His own Son to die for this world full of sinful people.

2. What are sins we can confess to God because of this Bible Truth?

Confess ways this week we sinned against God in our hearts, with our words and actions.

3. What is something we can thank God for because of this Bible Truth? *Thank God for the forgiveness we can have through Jesus.*

4. What is something we can ask God for because of this Bible Truth?

We can ask God to work in our hearts that we would want to turn away from disobeying Him and trust in this wonderful Jesus as our own Savior. We can ask Him to give us hearts that honor and love Him most of all.

The Gospel

1. We are all born sinners. We choose to disobey God, even from birth. Is there any hope for us? What is the gospel? *God is the good Creator and King of the world. He made people to worship Him and live by His good laws. But we are all sinners who have rebelled against Him. We all deserve death--God's just, eternal punishment for our sins. How terrible! But God has good news for us. In His great mercy, God sent His Son Jesus to earth to save sinners. Yes, Jesus, the perfect Son of God, left His home in heaven and became a man. He lived the perfect life that pleases God. (He's the only one who has ever done that!) He offered it up to God His Father as the perfect sacrifice for sins when He suffered and died on the cross. Then, on the third day, Jesus rose from the dead in victory. He had fully paid for the sins of God's people, so they wouldn't have to! Now all who turn away from their sins and trust in Jesus as their Savior will receive forgiveness of sins and eternal life with God. They will be His very own special people who will know Him and enjoy Him forever. We can be God's people, too, if we turn from our sins and trust in Jesus as our own Savior.*

Game: Storks

Materials

Three large, but soft balls
Tape
Bible Truth Questions

Preparing the Game

1. Choose 20+ questions for your game from the Bible Truth Discussion Questions, or make up your own.
2. Write the Bible Truth questions on small thin strips of paper (or make a photocopy of the Bible Truth Discussion Questions and simply cut them into strips) and put them in the bag/bowl.

Playing the Game

Divide the children into two teams, each on opposite sides of the room, facing each other. One team is "The Hunters". The other team is "The Storks." The hunters have three balls and they are to stand about twenty feet away from the storks, who are lined up, similarly to ten bowling pins. Storks are to balance on one leg without leaning on anything. They can switch from leg to leg, but must not stand on both at the same time. Read a question to the hunters. If they get it right, then one of the hunters gets three chances (3 balls) to roll the ball at the storks FAIRLY GENTLY and try to get them to put their other foot down. The Hunters score as many points as storks who lost their balance and put their foot down. Sides get switched when all the Hunters have had a turn: or, when they have been stumped by a question.

Game continues as number of questions, time, and attention span allow.

Non-competitive Option

Set a target number of points for the whole group. Challenge the children to see how many turns it takes score the target number of points. Once the target has been reached, start the game over and see how many turns it takes to reach the target the second time.

Optional TAKING IT TO OTHERS Activity: Quiz Questions

Have the children choose a few of the questions from the game to ask the parents/other children during TAKING IT TO OTHERS time. Help pre-readers by whispering the question in their ear and letting them ask it aloud to the parents/other children. Make sure you read the Bible verse aloud before you ask your questions.

Directions:

1. Write words to song in large print before class.
2. Play the song for the children, helping them follow along on the song sheet.
3. Discuss the song, using a few questions from the discussion sheet. *Don't use them all!*
4. Introduce sign language for key words of your choice from sign language sheet for your song. Use as few or as many as you think the children can learn.
5. Sing and sign the song. Sign language as well as large format lyrics and sheet music are found in the PFI Unit Songbook or online.
6. If desired, play the Song Game.

Optional TAKING IT TO OTHERS Activity: Presenting and Singing the Song

1. Sing and sign the song, encouraging the watching children/parents to join in.
2. Ask the class some of the questions listed below. The Bible Truth Connection Question is particularly good to help them understand how the song ties in with the Bible Truth.

Come, Ye Sinners, Poor and Needy

Verse 3

Come ye weary, heavy-laden,
Lost and ruined by the Fall;
If you tarry till you're better,
You will never come at all.

Refrain:

I will arise and go to Jesus,
He will embrace me in His arms.
In the arms of my dear Savior,
O there are ten thousand charms.

Listen to it on PFI NIV Songs 6, Track 11

Understanding the Song

1. What does heavy-laden mean? *To be carrying something too heavy for you.*
2. What kind of weary and heavy-laden is the songwriter talking about? *Being tired and weighed down by sins.*
3. What is sin and how does it weigh us down? *Sin is thinking, saying and acting in ways that do not please God. Sin brings suffering, pain and guilt. It separates us from the wonderful fellowship with God we were created to have. It makes our lives miserable.*
4. What is "the Fall"? *The Fall is what we call when sin and death entered God's perfect world through Adam and Eve's rebellion. Adam and Eve "falling" from their wonderful lives of perfectly sinless fellowship with God in a perfect, sinless world to a life filled with sin and death.*
5. How are we lost and ruined by The Fall? *This kind of lost means to be completely separated from God and unable to make our own way back to Him. We have all been "ruined" through the Fall because now our lives are spoiled with sin and death.*
6. What does it mean to tarry? *To tarry means to wait and put something off until later.*
7. What shouldn't we tarry about doing? Why? *We should not wait to come to Jesus for forgiveness of our sins. We should never wait to accept God's gift of eternal life because we love sin and it is easy to put off turning away from sin until later. But if we do tarry, there is a chance that we will never come at all because of our own hard hearts or because we do not know when we will die and then it will be too late.*
8. Who is the song writer going to? How will He receive him? *Jesus. He will embrace him in His arms.*
9. What he mean when he says *Jesus will embrace him in His arms?* *Not that Jesus will really give him a hug, but that He will rejoice that he has come to Him for salvation, and that He loves him tenderly. In heaven, though, Jesus very well WILL really hug him!*
10. What does it mean that there are ten thousand charms in the arms of Jesus? *A charm is something that delights you. Knowing Jesus' love and forgiveness, being in His family, are so wonderful that it is like getting ten thousand of the things that delight you most, all rolled up into one. There is nothing as wonderful as knowing and being loved by Him.*

Bible Truth Connection Question

1. How does this song relate to our **Bible Truth: All People Are Born Sinful, All People Need God's Mercy**? *We all are weary and heavy-laden with sin; but God, in His great mercy, offers all who are ruined by the Fall to find forgiveness of sins and eternal life through Jesus.*

Story Connection

1. How does this song relate to today's story? *John Harper spent his life urging people from every walk of life to not tarry in their sins, but turn to believe in Jesus and be saved. Even with his last breath in the icy cold waters of the Atlantic, John Harper urged a man clinging to some wood to not tarry, but believe on the Lord Jesus.*

Bible Connection Question

1. What does this song have to do with our **Bible Verse: Romans 5:17**: "For if, by the trespass of the one man, death reigned through that one man, how much more will those who receive God's abundant provision of grace and of the gift of righteousness reign in life through the one man, Jesus Christ.?"

All people were ruined by the Fall, when Adam and Eve chose to disobey God. Sin has been passed down to us through Adam and Eve. We are all heavy-laden with sin and there is no way we can make ourselves better. But, we can go to Jesus. He offers abundant grace and righteousness through faith in Him. When we turn from disobeying God and trust in Jesus as our Savior, He will give us the gift of eternal life.

Life Application Questions

1. How can our lives be affected by the message of this song? *We can praise God who has not left the children of Adam and Eve in their sins, but offers mercy and forgiveness through Jesus. We can ask God to help us not to tarry, but come to Him even today for salvation.*

2. How can we know the mercy and forgiveness through Jesus that God offers sinners? *By turning from our sins and trusting in Jesus as our own Savior.*

ACTS Questions

1. What is something we can praise God for from this hymn?

Praise God for being the merciful God who calls sinners to Himself for forgiveness of their sins!

2. What are sins we can confess to God from this hymn?

That many times we think we can make ourselves better. We can somehow please God by our good deeds, when there is really no way for us to please God except through Jesus.

3. What is something we can thank God for from this hymn? *We can thank God sending Jesus to save His people from their sins.*

4. What is something we can ask God for from this hymn?

That God would work in our hearts that we might turn from our sins and trust Jesus as our Savior. We can ask Him to help us to come to Him and be forgiven.

Gospel Question

1. We are heavy-laden with sins. Is there any hope for us? What is the gospel?

God is the good Creator and King of the world. He made people to worship Him and live by His good laws. But we are all sinners who've rebelled against Him. We all deserve death--God's just, eternal punishment for our sins. How terrible! But God has good news for us. In His great mercy, God sent His Son, Jesus to earth as a man to save sinners. He lived the perfect life that pleases God. (He's the only one who's ever done that!) He offered it up to God His Father as the perfect sacrifice for sins when He suffered and died on the cross. Then, on the third day, Jesus rose from the dead in victory. He had fully paid for the sins of God's people, so they wouldn't have to! Now all who turn away from their sins and trust in Jesus as their Savior will receive forgiveness of sins and eternal life with God. They will be His very own special people who will know Him and enjoy Him forever. We can be God's people, too, if we turn from our sins and trust in Jesus as our own Savior.

Song Game: Word Take Away

Materials

Sign Language Signs and Song
White board and marker
Eraser

Preparing the Game

1. Write the words to the song on a white board.

Playing the Game

1. After children have learned the song and signs well, then tell the children that you are going to leave out words from the song (that you've learned signs for) and just do the sign in its place.
2. Have the children help you choose a word to take out. Erase the word from the board. Review the sign the for erased word.
3. Sing the song, trying to remember to NOT sing the word and do only the sign.
4. Continue to take out words until all of the words (with signs) have been taken out.

Game continues as number of questions, time, and attention span allow.

choose a FEW questions for discussion, then choose the game and/or music activity

Meditation Version: Romans 5:17

“For if, by the trespass of the one man, death reigned through that one man, how much more will those who receive God’s abundant provision of grace and of the gift of righteousness reign in life through the one man, Jesus Christ.”

Understanding the Bible Verse

1. What is a trespass? *A breaking of a law.*
2. Who is the “one man” who trespassed against God’s law, bringing death to the world? *Adam.*
3. What law did Adam break? *God’s law to not eat from the Tree of the Knowledge of Good and Evil.*
4. What is another word for trespass? *Sin.*
5. What is sin? *Saying, doing, thinking, being anything that does not please God.*
6. What is death? *Death is not just our bodies dying. It is also something that happens in our hearts. We are cut off from the fellowship of God that He made us to enjoy with Him. If we do not turn from our sins, confess them to Jesus and trust in Him to save us from our sins, then our final punishment will be eternal death. It will punishment that never ends, away from God and everything that is good.*
7. How does death now reign in our world? *All people are sinners. Only people without sin—as Adam and Eve were in the beginning—can be accepted by God on their own merit. Since people are only sinners, they all deserve death. Death “reigns” here, because there is nothing we can do on our own to get out of dying.*
8. If death “reigns” here on earth, how will anyone know eternal life with God? *By God’s abundant provision of grace and the gift of righteousness through Jesus Christ.*
9. What is God’s “abundant provision of grace”? *Grace means a free gift we do not deserve. An abundant provision means to provide someone with more than they need. Through Jesus’ death on the cross, God gives to all the free gift of forgiveness of sins even more than we need.*
10. How is righteousness and how does the gift of righteousness reign in life through the one man, Jesus Christ? *Righteousness is being completely without sin before God. We are all sinners. We can never be righteous before God on our own. But Jesus, the Son of God, came to earth to live as a man—fully God and fully man. He is the only human to ever live a completely perfect life. He offered it up on the cross as the perfect sacrifice for the sins of all who will ever turn and trust in Him. He gives it to them as a gift. No longer will they have to suffer the punishment of death like others. They will “reign” in life—eternal life—with God forever because of what Jesus has done for them.*

Bible Truth Connection Question

1. What does the verse have to do with our Bible Truth? *Adam and Eve passed on their sinful hearts to their children--all of us! That means that we all are born sinners. How terrible! But God promised to show mercy to all who look in faith to the Savior who would crush Satan’s power. Yes! All who turn from their sins and trust in Jesus are saved from the punishment they deserve from God for their sins. Sin came through one man, Adam. But Jesus, the Son of God and the son of man, gives His grace and perfect righteousness--everything they need to be saved!*

Story Connection Questions

1. What does the verse have to do with our story? *Whether among the poor factory workers of Glasgow or the very, very rich people on the Titanic, John Harper knew that everyone he met lived in the reign of death. He had a heart to do one thing: to tell them the good news of God’s abundant provision of grace and righteousness through Jesus, if they would but turn and trust in Him.*

Life Application Questions

1. What can we do to fight the “reign of death” in ourselves? *By turning from our sins and trusting in Jesus as our own Savior.*
2. What can we do to help fight the reign of death in our world? *Tell others the good news of Jesus that they might be saved.*

ACTS Questions

1. What is something we can praise God for from this Bible Verse? *Praise God for being the Giver of Grace and Righteousness to sinners.*

2. What are sins we can confess to God from this Bible Verse?

That we have all turned away from God. We deserve God's punishment! We need a Savior!

3. What is something we can thank God for from this Bible Verse?

We can thank God for sending Jesus to bring God's abundant grace and righteousness to all who turn away from disobeying God and trust in Jesus as their own Savior.

4. What is something we can ask God for from this Bible Verse?

We can ask God to work in our hearts that we would want to turn away from disobeying Him and trust in this wonderful Jesus as our own Savior. We can ask Him to give us His abundant grace and righteousness through faith in Jesus.

The Gospel

1. Why do we need God's abundant grace and righteousness? How can we receive it? What is the gospel?

God is the good Creator and King of the world. He made people to worship Him and live by His good laws. But we are all sinners who have rebelled against Him. We all deserve death--God's just, eternal punishment for our sins. How terrible! But God has good news for us. In His great mercy, God sent His Son Jesus to earth to save sinners. Yes, Jesus, the perfect Son of God, left His home in heaven and became a man. He lived the perfect life that pleases God. (He's the only one who has ever done that!) He offered it up to God His Father as the perfect sacrifice for sins when He suffered and died on the cross. Then, on the third day, Jesus rose from the dead in victory. He had fully paid for the sins of God's people, so they wouldn't have to! Now all who turn away from their sins and trust in Jesus as their Savior will receive forgiveness of sins and eternal life with God. They will be His very own special people who will know Him and enjoy Him forever. We can be God's people, too, if we turn from our sins and trust in Jesus as our own Savior.

Game: Duck, Duck, Goose

Materials

Bible verse written up in large print so that all can see

Preparing the Game

None.

Learning the Verse

Some or all of your children may be non- or early readers. Teach the verse in sections, having them say it after you. Repeat a few times. Add clapping or other movement as they say it.

Directions

1. If desired, lead the children in a discussion of a **FEW** of the most important questions before beginning game.
2. Explain the game to them as follows:
Have the children sit in a circle, cross-legged on the floor. Choose a child to be "it". "It" will walk around behind the seated children, tapping each one on the head, the whole group recites the verse, saying one word for each head tap. The child whose head is the last one to be tapped must get up and chase "It", hoping to tag "It" before "It" can get around the circle and sit down in the open spot in the circle. If the child does tag "It" then he may take his place in the circle. If not, then the new child is "It." Repeat as frequently as desired.

Game continues until all children are out; or, as time and attention span allow.

Optional **TAKING IT TO OTHERS** Activity: Quiz Questions

Have the children choose a few of the questions from the game to ask the parents/other children during **TAKING IT TO OTHERS** time. Help pre-readers by whispering the question in their ear and letting them ask it aloud to the parents/other children. Make sure you read the Bible verse aloud before you ask your questions.

Directions:

1. Write words to song in large print before class.
2. Play the song for the children, helping them follow along on the song sheet.
3. Discuss the song, using a few questions from the discussion sheet. *Don't use them all!*
4. Introduce sign language for key words of your choice from sign language sheet for your song. Use as few or as many as you think the children can learn.
5. Sing and sign the song. Sign language as well as large format lyrics and sheet music are found in the PFI Unit Songbook or online.
6. If desired, play the Song Game.

Optional TAKING IT TO OTHERS Activity: Presenting and Singing the Song

1. Sing and sign the song, encouraging the watching children/parents to join in.
2. Ask the class some of the questions listed below. The Bible Truth Connection Question is particularly good to help them understand how the song ties in with the Bible Truth.

For If by the Trespass

“For if, by the trespass of the one man,
 death reigned through one man,
 For if, by the trespass of the one man,
 death reigned through one man,
 Then how much more will those who receive
 God’s abundant grace and righteousness
 Reign in life, Reign in life,
 Through one man, Jesus Christ.”
 Romans Five, seventeen.

Listen to it on PFI NIV Songs 6, Track 12

Song Game: Big Voice, Little Voice

Materials

Song
 Sign language signs used in the song printed out onto little cards
 Blindfold

Preparing the Game

None.

Playing the Game

1. Practice the song and signs until the children know them well. Then tell them: “Children, we are going to hide a sign language sign and see if one of you can find it... with a little help from the rest of us!”
2. Choose someone to be “It” and blindfold them. Choose another child to hide one of the sign language cards. When it’s hidden, “It” can remove the blindfold and begin to look.
3. The rest of the children will sing the song in a louder voice when “It” gets closer to the hidden sign and quieter when “It” gets further from the sign.
4. When “It” finds the hidden clue, another “It” is chosen and play begins again.

Game continues as number of questions, time, and attention span allow.

STORY REVIEW

Directions: Read and discuss Bible Truth, using a FEW of the questions. Play game. Feel free to modify the game to fit your children.

General Story Questions

1. What was so hard about life for the factory workers of Glasgow? *Terrible living conditions in the apartment houses. Not even bathrooms. Much sickness and disease. Long work hours, even children had to work. Little pay.*
2. What did many of the factory workers do to forget their troubles? *Turned to gambling, prize fighting, and get-ting drunk.*
3. Why did John Harper think there was hope for the poor workers, when many others did not? *He knew that they were sinners just like everyone else. God was just as able to save them as anyone else.*
4. What did John do to reach the factory workers? *He went to their factories, the places where they gambled, watched fights and drank, and to their homes and told them about Jesus. He stayed up all night praying for them.*
5. How did God answer John's prayers for the factory workers? *Many believed in Jesus.*
6. Where was John invited to preach for three months? *A church in Chicago.*
7. What ship did John and Nana board to go to America? *The Titanic.*
- 8.. What was amazing about the Titanic? *Largest ship ever built in its day. Everything was richly furnished. Supposed to be unsinkable. Many unusual things like a swimming pool and Turkish baths.*
10. What did John think when he saw all the rich people? *They were still only sinners needing a Savior like everyone else.*
11. How did God answer John's prayers to speak to people on the Titanic about Him? *When the ship began to go down after hitting an iceberg.*
12. Why did the people at first not panic about the water coming into the ship? *They thought it was unsinkable.*
13. What about the lifeboats caused people to panic? *There were not enough for most people. Many people would drown.*
14. Why didn't John panic when the ship started to go down? *He knew that he was saved.*
15. What was the one thing John set his heart to do before he drowned? *To tell as many people as he could how they could be saved from their sins.*

Bible Truth Connection Questions

1. What does this story have to do with our Bible Truth? *John Harper knew that all people needed to hear about Jesus, no matter how rich or poor because they were all sinners. Jesus was their only hope for salvation.*

Bible Verse Connection Question

1. What does the story have to do with our **Bible Verse: Romans 5:17**: "For if, by the trespass of the one man, death reigned through that one man, how much more will those who receive God's abundant provision of grace and of the gift of righteousness reign in life through the one man, Jesus Christ.?"

Whether among the poor factory workers of Glasgow or the fabulously rich on the Titanic, John Harper knew that everyone he met lived in the reign of death. He had a heart to do one thing: to tell them the good news of God's abundant provision of grace and righteousness through Jesus, if they would but turn and trust in Him.

Life Application Questions

1. What is the most important way we should look at/think about the people around us? *Not what they look like or how much money they have, but whether or not they are saved.*
2. What do we and the others around us need to do more than anything else? *Turn away from our/their sins and trust in Jesus as our/their own Savior.*

ACTS Questions

1. What's something we can praise God for from this story? *Praise God for caring so much for sinners that He would want them to be saved through Jesus.*
2. What's something we can confess from this story? *Confess that many times we are not like John Harper. Many times we care more about our own comfort rather than living for Jesus or telling others about Jesus.*
3. What's something we can thank God for from this story? *We can thank God for giving His people courage to lay down their lives so that others might hear about Jesus and be saved.*
4. What is something we can ask God for, from this story? *We can ask God to work in our hearts, helping us to turn away from our sins and trust Jesus as our own Savior, like John Harper did. We can ask God to help us to tell others about Jesus that they might be saved.*

The Gospel

1. What is the good news of Jesus that John Harper told everyone he could?
God is the good Creator and King of the world. He made people to worship Him and live by His good laws. But we are all sinners who have rebelled against Him. We all deserve death--God's just, eternal punishment for our sins. How terrible! But God has good news for us. In His great mercy, God sent His Son Jesus to earth to save sinners. Yes, Jesus, the perfect Son of God, left His home in heaven and became a man. He lived the perfect life that pleases God. (He's the only one who has ever done that!) He offered it up to God His Father as the perfect sacrifice for sins when He suffered and died on the cross. Then, on the third day, Jesus rose from the dead in victory. He had fully paid for the sins of God's people, so they wouldn't have to! Now all who turn away from their sins and trust in Jesus as their Savior will receive forgiveness of sins and eternal life with God. They will be His very own special people who will know Him and enjoy Him forever. We can be God's people, too, if we turn from our sins and trust in Jesus as our own Savior.

Game: Windsock Wall Ball

Materials

Small ball such as a tennis ball, Nerf or foam ball
 The bottom half of a pantyhose leg
 16 sheets of variously colored construction paper
 Paper and marker
 Masking Tape
 Story Review Questions or other story review questions

Preparing the Game

1. Choose 20+ questions for your game from the Story Review Discussion Questions, or make up your own.
2. Make a windsock ball by placing the ball in the pantyhose leg and tying a knot right above the ball.
3. Choose three different point values for questions and write each value on three sheets of the construction paper. On the last four sheets draw a question mark shape. Tape these sheets of paper to the wall (or on the floor, if no wall is available) in the shape of a square, mixing up all of the point values. Make a shooting line with the masking tape.

Playing the Game

Divide the children into two teams and have them line up at the throw line. Ask a child from Team A to come up to the throw line. Hand him the windsock ball and let him throw it at the point cards on the wall. If he hits a point value, then the leader reads a Story Review question to his team. If they answer it correctly, they get the points. If not, then Team B can get the points for a correct answer. If he hits a star instead of a point value, then Team B gets to think up a question to ask Team A. If Team A gets it right, then they get double the highest point value on the board. If Team B stumps them—and can answer the question, themselves—then THEY get the double point value.

Play then resumes as the first player for Team B throws the windsock ball. Read him one of the statements and ask him to give his answer: true, false, not in the story by throwing the ball into the basket with the right answer card on it. If correct, then he scores 2 points for his team. If incorrect or accidentally goes into the wrong basket, the statement is read to the first person in line for the other team. If he tosses the ball into the right basket, then he scores one point for his team.

Play continues until everyone gets a chance to toss the windsock ball, as Story Review questions last; or, as time and attention span allow.

Non-competitive Option

Don't split into teams. Have the children take turns throwing the ball and answering the questions together. Tally up the points as a group number.

Optional **TAKING IT TO OTHERS** Activity: Quiz Questions

Have the children choose a few of the questions from the game to ask the parents/other children during **TAKING IT TO OTHERS** time. Help pre-readers by whispering the question in their ear and letting them ask it aloud to the parents/other children.

CASE REPLAY ACTIVITIES**P.1**

Use this guide to review the Case Story and act it out for others to enjoy!

CASE REPLAY, JR: YOUNGEST CHILDREN

Description: The children will act out the story together, everyone doing the same action/sound effect at the same time. This activity is most suitable for kindergarteners.

Materials

The Case RePlay, Jr. script for younger children

Preparation

1. Read through the script and write in the blanks along the side possible actions/sound effects the children could do to act it out.

Instructions

1. Tell the children that they will be re-enacting the story together as you tell it.
2. As you read the script, lead the children in actions/sound effects to do with you.
3. If desired, you can read the script and stop at certain sentences and ask them what a good action/sound effect would be to act out what you just read.
4. Repeat the re-enactment one or two times more.

CASE REPLAY, SR: OLDER CHILDREN

Description: The children act out the story as a three-scene play. You will narrate it using the Case RePlay, Sr. script and they will act it out (no spoken words, for the most part), with each child assuming a different character's role. This activity is most suitable for first grade and up. You will review the story, then practice it a few times before performing it for others.

Materials

The Case RePlay, Sr. script
White board or other large format paper
Costumes and props

Preparation

1. Prepare for the play by choosing costumes and props for each character in the story. Decorate the area with any scenery props.
2. Write the words "Beginning," "Middle," "End" on a large piece of paper/whiteboard with plenty of space under each heading. You will use this paper to help the children think about the story as a three-scene play, as it is presented in the script.

Instructions

1. Tell the children that they will get to act out the story as a three-scene play, with a beginning, middle and end section. Tell them that before they can act it out, they need to think it out. as you narrate it with your script.
2. Take the children's answers as they recount the story, helping them put key incidents in the right order.
3. If desired, when they have filled in their Beginning, Middle, End, read through your whole (real) script, so they hear exactly what you will have them act out.
4. Then tell the children that it's time to practice acting out the story.
5. Assign parts to each child. If you are using costumes, do NOT give them out at this point. They will be a distraction.
6. Have all the children sit on the floor or in chairs on one side of the "stage," then call the characters up in place as their part in the story comes.
7. As you read the script, guide the children in where you want them to move or do to act it out.
8. After going through the whole script once, give out any costumes and props and act out the script once or twice more.

Optional TAKING IT TO OTHERS Activity: Re-enacting the Story

Read the script as the children act out together (younger) or assuming different roles (older) as the other children or the parents watch.

CASE REPLAY, JR--YOUNGER KIDS (KINDERGARTEN) P.2

Welcome to our play! The name of our story is called: The Case of the Unsinkable Message.

Our story takes place starting in Glasgow, Scotland in 1912.

And now we present: "The Case of the Unsinkable Message."

Scene 1:

Glasgow, Scotland was home to many poor people who lived in miserable conditions and worked in the ship, railroad, and textile factories. Instead of turning to God, many of these people tried to forget their hard lives in gambling, prize fighting and drinking. Many people did not help these poor people, believing there was no hope for them, but not John Harper. He knew they were sinners, like all other people; and he knew God could save them, just like all other people. John preached to these people at their factories during their lunch breaks, on the streets outside the gambling, prize fighting and drinking places, and in their homes. He invited them to come to his church. John would stay up all night praying seat by seat in his church that God would save whoever filled each seat. God answered John's prayers mightily and many of these people trusted in Jesus and were saved. John built a huge Iron Church right near their homes so there was room for them all.

Actions:

Scene 2:

A church in Chicago invited John to sail to America and preach there for 3 months. John knew the Lord wanted him to make the trip, so he booked tickets for himself and Nana on the Titanic. The Titanic was making its very first voyage. It was the biggest, most luxurious ship ever built. John and Nana were amazed at the splendor of the Titanic and the many, very wealthy passengers on board. Nonetheless, John saw past the riches and jewels to see those rich people just as lost in their sins as everyone else. He prayed for God to give him opportunities to share with them about Jesus.

Scene 3:

On the fourth night of the journey, the Titanic hit a huge iceberg, ripping the hull and causing the ship to fill up with water. The guests thought the ship was unsinkable and did not worry until the captain ordered distress flares to be shot up and all passengers to empty into the lifeboats. People panicked as they learned there was only space in the boats for a few hundred of the 2000 people on board. John put Nana in a lifeboat and then began sharing the good news of Jesus with everyone he could. He knew this must be why God had him make the trip. Even as John floated out in the icy waters, he fearlessly kept urging people to believe in Jesus. Then he drowned. The White Star Company put up 2 lists of "Those Known to be Lost" and "Those Known to Be Saved" outside their office. John's name was on that "Lost" list, but because of his urgent work those last minute of his life, not only he but many others were on God's "Saved" list in heaven.

Bible Truth Tie-In:

The Bible Truth we are learning is: **All People Are Born Sinful, All People Need God's Mercy.** John Harper knew that both very poor and very rich were all just sinners who needed God's mercy through Jesus.

CASE REPLAY, SR--OLDER KIDS (1ST GRADE AND UP) P.3

Welcome to our play! The name of our story is called: The Case of the Unsinkable Message.
Our story takes place starting in Glasgow, Scotland in 1912.

The characters in our story are: John and Nana Harper, the people of Glasgow, the captain, sailors, and people on the Titanic.

And now we present: "The Case of the Unsinkable Message."

Scene 1: (Beginning)

Glasgow, Scotland was home to many poor people who lived in miserable conditions and worked in the ship, railroad, and textile factories. Instead of turning to God, many of these people tried to forget their hard lives in gambling, prize fighting and drinking. Many people did not help these poor people, believing there was no hope for them, but not John Harper. He knew they were sinners, like all other people; and he knew God could save them, just like all other people. John preached to these people at their factories during their lunch breaks, on the streets outside the gambling, prize fighting and drinking places, and in their homes. He invited them to come to his church. John would stay up all night praying seat by seat in his church that God would save whoever filled each seat. God answered John's prayers mightily and many of these people trusted in Jesus and were saved. John built a huge Iron Church right near their homes so there was room for them all.

Scene 2: (Middle)

A church in Chicago invited John to sail to America and preach there for 3 months. John knew the Lord wanted him to make the trip, so he booked tickets for himself and Nana on the Titanic. The Titanic was making its very first voyage. It was the biggest, most luxurious ship ever built. John and Nana were amazed at the splendor of the Titanic and the many, very wealthy passengers on board. Nonetheless, John saw past the riches and jewels to see those rich people just as lost in their sins as everyone else. He prayed for God to give him opportunities to share with them about Jesus.

Scene 3: (End)

On the fourth night of the journey, the Titanic hit a huge iceberg, ripping the hull and causing the ship to fill up with water. The guests thought the ship was unsinkable and did not worry until the captain ordered distress flares to be shot up and all passengers to empty into the lifeboats. People panicked as they learned there was only space in the boats for a few hundred of the 2000 people on board. John put Nana in a lifeboat and then began sharing the good news of Jesus with everyone he could. He knew this must be why God had him make the trip. Even as John floated out in the icy waters, he fearlessly kept urging people to believe in Jesus. Then he drowned. The White Star Company put up 2 lists of "Those Known to be Lost" and "Those Known to Be Saved" outside their office. John's name was on that "Lost" list, but because of his urgent work those last minute of his life, not only he but many others were on God's "Saved" list in heaven.

Bible Truth Tie-In:

The Bible Truth we are learning is: **All People Are Born Sinful, All People Need God's Mercy.** John Harper knew that both very poor and very rich were all just sinners who needed God's mercy through Jesus.

The Money and Jewels of the Rich

Description

Children will make paper money to go in a craft foam wallet and/or a bead necklace.

Materials

White cardstock or paper

Brown Craft foam (or brown construction paper)

Stapler/Hot Glue gun and glue sticks

Craft glue

Sequins, glitter glue, and/or flat-backed craft jewels.

Markers

Various beads with holes large enough to easily slip onto string

String

NOTE: You may find that the girls want to make the necklace and the boys want to make the wallets and money. Plan accordingly.

Preparing the Craft

1. Copy Pattern #1 onto white cardstock/paper, enough for children to have several bills each.
2. Cut out Pattern #2 from brown craft foam (or construction paper), 2 per child making the wallet.
3. Use staple/glue gun to attach the two sides of the wallet together around two short sides and one long side, leaving other long side open.
4. Cut string into necklace lengths, plus extra for tying.
5. Set out rest of supplies.

Making the Craft

1. Show the sample of the craft you have made.
2. Have children decorate their wallets with the markers, glitter glue, sequins, jewels, etc.
3. Put money in wallet and fold up.
4. Color in the money with the markers.
5. String beads onto string and tie.

Optional **TAKING IT TO OTHERS** Activity: Craft Presentation

If you are presenting the craft to other children or parents the children can hold up their crafts (or your model craft) and read their Bible Truth Connection answers to explain the importance of the craft.

CASE CRAFT**Discussion Guide****Instructions:**

As the children are settled into making their craft, ask them these questions to help them understand the craft's significance. Use the answers provided to guide the children's answers.

Discussion Questions

1. How did John Harper go to America? *On board the Titanic.*

2. What was amazing about most of the people on that boat? *They were extremely rich.*

3. What did John Harper think about when he saw these rich people? Why did he work so hard to tell them the gospel?

He looked past their riches and knew they were sinners just like everyone else. They would die in their sins when they drowned that night if they did not know Jesus as their Savior.

4. What is Bible Truth that we are learning? *All People Are Born Sinful, All People Need God's Mercy.*

5. What does our craft have to do with our Bible Truth: All People Are Born Sinful, All People Need God's Mercy?

John Harper spent every last minute of his life urging the rich people (and others) to believe on the Lord Jesus Christ. He knew the riches they loved could never save them from their sins.

6. What can our craft help us remember? *Not even the finest, richest things in this world can give us what we need most: salvation from our sins.*

TAKING IT TO OTHERS**Craft Presentation****Instructions:**

Have children hold up your model craft/their crafts. Choose five children (or you say) the five sections below to explain the craft's importance.

Presentation:

1. Our craft is: *The Money and Jewels of the Rich.*





2. On board the Titanic, John Harper looked past the money and riches of the very wealthy people on board and into their hearts, because he knew they were all only sinners who needed Jesus to save them, just like everyone else.

3. Our Bible Truth is: *All People Are Born Sinful, All People Need God's Mercy.*


4. John Harper spent every last minute of his life urging the rich people (and others) to believe on the Lord Jesus Christ. He knew the riches they loved could never save them from their sins.

5. Our craft can help us remember that not even the finest, richest things in this world can give us what we need most: *salvation from our sins.*

Note: Even non-readers can participate in presenting the craft, if you will whisper what they are to say in their ear and let them say it aloud for the others to hear.



Craft Pattern #2
Cut two per
child



BEFORE CLASS:**1. PICK YOUR PERSON**

VIPPs can be anyone in your church! Typically, they fall into 6 categories: Church staff, Elders, Deacons/deaconesses, Special Volunteers (people who aren't paid, but spend a lot of time helping out in particular ways), Supported Workers (aka missionaries), and Church Members.

2. GATHER YOUR FACTS

Use the VIPP Information Sheet to write down the facts about your VIPP. The information on this worksheet is used in the VIPP activities, listed in the "Choose an Activity" section below.

DURING THE ACTIVITY:**1. INTRODUCE YOUR VIPP**

Introduce your VIPP to the children, using the VIPP Information Sheet. Fill in a set of VIPP Clue Cards with the information for your VIPP. If desired, you can even have the actual person come into class for the children to meet.

Need help describing what someone does for the church in a kid-friendly way? Check out the list of common VIPPs on the Praise Factory website in the PFI Resources. There are lots of kid-friendly descriptions for common VIPP's, such as pastors, elders, deacons and a lot more.

2. PRAY!

Lead the children in praying for the VIPP. Ask the children if they would like to pray for one of the VIPPs prayer requests. Even non-readers can pray for the VIPP if you whisper the prayer request in their ear, then let them say it aloud. Never force a child to pray!

3. CHOOSE AN ACTIVITY

There are two activities you can use to help the children learn about the VIPP:

VIPP Clue Cards: These are nine coloring sheets in which children fill in the nine things they learn about the VIPP from the VIPP Information Sheet. Photocopy a set of each child. Use as few or as many of these Clue Cards as you desire.

VIPP Game: This is a game that uses a set of Clue Cards for one or two VIPPs.

Choose a VIPP and fill in his/her information on the VIPP Information Sheet. Fill in a set of VIPP Clue Cards with the information for your VIPP. Tell the children about the VIPP, having them fill in the VIPP Clue Cards with the key facts as they learn them. Write any words the children need to write on a white-board or other piece of paper so they can see how to spell them. Help younger children write these words on their clue cards. Ideas for how to tell the children about many common VIPPs are listed at praisefactory.org with the Resources for this Bible Truth.

Optional TAKING IT TO OTHERS Activity: Introduce and Pray for the VIPP

If you are presenting the VIPP to other children or parents you can assign children to hold up the 10 clue cards and say what each card tells about the VIPP. (Or, you can have the children hold them up as you tell what each one means.) Then lead the children in praying for the VIPP.

Game: Beanbag Toss In

Materials

Information for one VIPP

2 Sets of Clue Cards

8 Letter-sized Envelopes or folders

Bean Bag(s), one per child

Tape

Preparing the Game

1. Fill in one set of clue sheets for the VIPP you are using.
2. Tape the other (blank) set of Clue Cards to the outside of the manilla envelopes.
3. Put the filled-in clue cards in the corresponding envelope.
4. Tape each down to the floor, fairly close together.

Playing the Game

Reveal: Tell the children about the VIPP, showing them your filled-in clue cards as you tell about them.

Review: At your signal, have the children take toss their bean bags onto the envelopes. Then one that has the most bean bags on it./near it is the one you will open. (The children may have fun taking turns designating one as the target before tossing.) The teacher (or the child) tells the Clue Card category. The other children try to remember what the VIPP's answer was. Open it up and see if they got it right. If they did, the Clue Card is retired. If not, it can be added back into the Clue Cards to be tossed at.

VIPP INFORMATION SHEET

VIPP NAME:

WHAT VIPP LOOKS LIKE

Man or Woman? _____

Hair color? _____

Eye color? _____

FAVORITE ANIMAL

FAVORITE FOOD

FAVORITE FREE TIME ACTIVITY

WHAT VIPP DOES DURING WEEK

VIPP GROUP OF SERVICE:

Church Member

Deacon

Elder

Church Staff

Special Volunteer

Supported Worker
(Missionary)

3 WAYS VIPP SERVES CHURCH

3 WAYS TO PRAY FOR THE VIPP
