

## **BIBLE TRUTH 2, LESSON 2: PLANNER/OVERVIEW**

### **GETTING STARTED: Welcome and Opening Songs** (*introduce unit and get kids moving with these songs*)

**Welcome to Praise Factory:** PFI: Praise Factory Investigators Theme Song *PFI NIV Songs 6, Track 1*

**Rules to Help Us Worship God and Love One Another:** WoGoLOA Classroom Rules Song  
*PFI NIV Songs 6, Track 2*

**Big Question Under Investigation:** Big Question 12 Songs *PFI NIV Songs 6, Tracks 3,4*

**Big Question Bible Verse:** Romans 5:12 Song *PFI NIV Songs 6, Track 5*  
(*Extra Bible Verse Song: You Must Not Eat, Eat, Eat: Genesis 2,3 PFI NIV Songs 6, Track 6*)

### **DIGGING DEEP DOWN: Key Concept and Story** (*introduce the Bible Truth and tell the related story*)

**Bible Truth 2:** God Treated the First Sinners with Justice and Mercy

**Bible Truth Hymn:** Come, Ye Sinners, Poor and Needy, v.1 *PFI NIV Songs 6, Track 9*

**Bible Verse:** Romans 6:23

**Bible Verse Song:** For the Wages of Sin Is Death *PFI NIV Songs 6, Track 10*

**Lesson 2 Story of the Saints:** The Case of the Dead Eyes

### **TAKING ACTION: Response Activities** (*choose from among these activities*)

**Snack and Discussion Planner:** The Eyes of the Chief's Truck

**ACTS Prayer:** Prayer Sheet

**Bible Truth Review:** Discussion Questions and Game: Sit Ball

**Bible Truth Hymn:** Come, Ye Sinners, Poor and Needy, v.1 *PFI NIV Songs 6, Track 9*  
Song, Sign Language and Song Game: Mimic Me! **PFI NIV Songs 6 BOOK or ONLINE**

**Bible Verse Review:** Romans 6:23 Discussion Sheet and Game: Scrambled Eggs

**Bible Verse Song:** For the Wages of Sin Is Death Romans 6:23 *PFI NIV Songs 6, Track 10*  
Song, Sign Language and Song Game: Word Take Away **PFI NIV Songs 6 BOOK or ONLINE**

**Story Review:** Discussion Questions and Game: Four Corners

**Case Replay, Jr: Drama Activity for Youngest Children** (children do same story actions together)

**Case Replay, Sr: Drama Activity for Most Children** (children re-tell story with individual parts)

**Craft:** Chief Chuana's Truck

**VIPP (Very Important Prayer Person) Prayer Time:** Coloring Sheets (back of book) & Game: Picture Run

### **TAKING IT HOME: Take Home Sheet for Review and Family Devotions**

**PFI Pronto:** Bible Truth 2, Lesson 2 **PFI NIV Prontos 6 Book or ONLINE**

**The Case of the Dead Eyes**

by Connie Dever

**Our story is called: The Case of the Dead Eyes.****As you listen to the story, see if you can figure out:**

1. Whose eyes were dead? Why were these such hard eyes for a doctor to heal?
2. What did God use the dead eyes to help many new people see?

This story doesn't take place in Bible times. It takes place in the 1940's in South Africa.

The evening was coming quickly. As the sun disappeared behind the dark treetops of the Xhosa Mountains, Dr. Everts was making his end-of day check up of the sick children at "Moria," the mission hospital where he worked. How sad it was to see all those sick, young children from the nearby Zulu tribes! As a doctor, Dr. Everts longed to heal their little bodies. But as a Christian doctor, these sicknesses were also reminders of the sad results of Adam and Eve's sinful choices made so long ago. Sickness and death came when Adam and Eve rebelled against God! And even these Zulu children were affected by that choice.

But there was something else about those children that made Dr. Everts even sadder than the children's sick bodies. It was another, even worse consequence of Adam and Eve's sin. What was this terrible thing? It was that these children--like all people-- were sinners, who also had rebelled against God. They deserved God's punishment and needed Jesus, the Savior who God promised Adam and Eve He would send to crush Satan and save His people. So Dr. Everts had traveled half way around the world to care for these Zulu people and tell the good news of Jesus. How he longed for them to be saved!

And so this evening, Dr. Everts cared for the sick Zulu children and then prayed for them, "Lord, thank You for these children. Please heal their bodies. Please help them to turn from their sins and trust in Your Son, Jesus, as their own Savior. Amen."

As the doctor turned to leave the room, a small hand reached out to stop him. "Doctor....doctor!" the young child exclaimed.

"Yes, what is it?" he replied.

"Doctor, will it now soon be Christmas, and will you then come and tell us a Bible story?"

"Yes, it is almost Christmas," the doctor replied. "And I promise to tell you about the shepherds and their

flocks of sheep; about the great Light in the dark night; and, about the birth of the Savior, Jesus. After the sun shines two more times, then it will be Christmas; but now you must go to sleep," he told them.

"Christmas, only two days away? It is hard to believe! Where were the tightly bundled people plodding through snow? Where were the Christmas lights and the churches full of people?" Dr. Everts thought. Zulu territory wasn't anything like Dr. Everts' home in America at Christmas time. It had lions, giraffes and rhinoceroses. There certainly wasn't any snow! Why it was so hot that people barely wore any clothes at all. And instead of brightly lit houses and churches, there were mud huts and witch doctors. No. Zulu country didn't feel like Christmas at home at all. But that didn't bother Dr. Everts as he walked from the hospital to his little house that night. In just two days, Dr. Everts would get another chance to tell those sick Zulu children the wonderful story of the Savior God sent to the world to crush Satan and save all who believe in Him from their sins. Getting to tell that story was all the Christmas Dr. Everts wanted.

Well.... it was almost all Dr. Everts wanted. As he looked up at the disappearing sun shining on the tops of the Xhosa Mountains, There was more one thing he really wanted for Christmas and it was high up in those high up really, really wanted for Christmas. It was something high up there on one of those mountaintops: the Xhosa Mountains, where the sun was setting. It was telling the people of Kakoela village about Jesus.

Kakoela was the home of powerful Chief Chuana. All the Zulus lived in fear of him. Chief Chuana had heard about Dr. Everts, but he refused to let his people go to the hospital: "We have witch doctors to take care of our sick people. We have our own spirits we worship," he told his people. "I will punish anyone who goes to

**Story-telling Tips**

Ahead of time:

1. Read the Bible verses and story. Pray!
2. Create story cue cards on index cards (or highlight text).
3. Practice telling story dramatically, timing your presentation Shorten, if necessary to fit your allotted time.
4. Decorate area with story props that help bring your story alive.

During your presentation:

1. Maintain as much eye contact as possible as you tell the story. Point to/use props at important points in the story. Include the kids in your story with a few questions about what they think will happen or words/concepts that might be new to them.
2. Watch the kids for signs that their attention span has been reached. Shorten, if necessary.

Moria for help! They not given anything to eat for many days!" he threatened.

Dr. Everts offered to travel to Kakoela to help the people and tell them about Jesus, but Chief Chuana refused. "Stay away from me and my people!" he ordered.

But Dr. Everts wasn't one to give up. That very night, he and his wife got down on their knees and prayed, "Lord, make a way for us to share with Chief Chuana and the village of Kakoela the wonderful story of Jesus. We want them to know about the Savior You sent to the world to crush Satan and save all who believe in Him from their sins. We know You can do anything, so we ask that You would even do this by Christmas. Amen." Acting in faith, Dr. Everts sent a messenger to Kakoela, asking Chief Chuana again if he could come to their village to heal their sick and tell them about Jesus. Before long the messenger returned: "The Chief is furious! He doesn't want any Christians or the Bible book of the white man in his village," he exclaimed.

Doctor Everts was disappointed that day as he went about his work. And yet, there was still hope in his heart. This was only Christmas Eve, not Christmas Day. The Lord still might "give" him Kakoela for Christmas.

Christmas Eve passed, and Christmas morning came. Dr. Everts spent it telling the children the wonderful story of Jesus. As he headed back home, a Zulu boy ran up to him, out of breath. "Oh, doctor..." he gasped, "come at once to Kakoela! The eyes of the Chief are dead, he can't do any work!"

Chief Chuana's eyes are very sick?" he asked the boy.

"No, no," he insisted, "they are dead! Come quickly to put light in the dead eyes again, so the Chief can make his journey."

Dr. Everts grabbed his doctor's bag and two African helpers. They put a stretcher in the back of his car, and headed up the bumpy, narrow mountain road to Kakoela. It seemed that God was giving him the Christmas present he had asked for after all!

But to his great surprise, who should Dr. Everts see as he rounded the corner into Kakoela? None other than Chief Chuana himself, dressed in his fine red cloak, staring at him with his two, perfectly bright and seeing eyes!

"Chief Chuana, I came at once when I got your message, but I was told your eyes were sick," Dr. Everts said.

"Yes, yes, they are very sick! I will show them to you. Follow me," the Chief exclaimed. "Follow me!"

The chief led Dr. Everts to an old freight truck, the Chief pointed to the headlights and said, "Look, the eyes are dead. Can you put new light in them?"

Dr. Everts didn't know quite what to think. He was a medical doctor, not an auto mechanic! The Chief did not seem to understand the difference between people's eyes and a truck's headlights. What would happen if he could not help the Chief? Would Chief Chuana resist hearing the good news of Jesus even more?

Dr. Everts set to work on the truck and to his great surprise, he fixed it! The Chief's happy face shone as brightly the lights on his truck! "Make a celebration fire outside of my hut, men! Make some good food for the doctor, women! He has fixed my car!" he ordered.

The chief and Dr. Everts sat together and ate until they could eat no more. Then came the Christmas present Dr. Everts had hoped and prayed for. The chief had all the people gather around the fire and said, "Doctor, many times you have asked to come to my village to bring medicine for my people and to tell us stories from the book of your God. Each time I have said no. But tonight, I will let you tell one story from your book, to say thank you for healing my eyes."

So Dr. Everts began: "In the beginning the Creator God made everything in the world perfectly good. But the first people—named Adam and Eve—rebelled against Him, bringing sin and death into the world. The Creator God is not only just; He is merciful, too. Though they would die, He promised He would send a Savior to crush Satan and bring salvation to all who would turn from their sins and trust in Him," Dr. Everts told them. "And it was on this very day— Christmas Day—thousands of years ago, that the Savior Jesus came into the world. He lived a perfect life and then as the perfect sacrifice for sins of all who would ever trust in Him. He rose from the dead and reigns in heaven. God offers you salvation and eternal life through Jesus, if you will turn from your sins and trust in Him," he urged them all.

When Dr. Everts finished his story, everyone was quiet. They had never heard a story like this before! At last Chief Chuana arose and said, "We thank you for your wonderful words. Perhaps you will come back and tell us more stories from the book of your God."

It was very late by the time Dr. Everts said his final

goodbyes to the people of Kakoela and headed home. How thankful to God he was, as he made his way down the bumpy, windy road. Did the words to “Joy to the World” come to his mind that Christmas night as drove home? There very well could have: “Joy to the world! The Lord had come! Let earth receive her King; Let every heart prepare Him room, And heav’n and nature sing. No more let sin and sorrow grow, or thorns infest the ground. He comes to make His blessings flow, far as the curse is found, far as the curse is found, far as ...far as...the curse is found”---even as far as Kakoela village in Zulu territory! What an unforgettable Christmas it had been!

### Cracking the Case:

**It’s time to answer our Case Questions.**

**1. Whose eyes were dead? Why were these such hard eyes for a doctor to heal?** The lights on the chief’s truck--the chief called them eyes. The doctor wasn’t trained in fixing cars.

**2. What did God use the dead eyes to help many new people see?** The doctor fixed the truck’s lights and then was allowed to tell Bible stories so that the tribe’s people could hear the good news of Jesus for the first time. At last they could “see” (understand) what God was like and how they could be saved.

### Something for You and Me

**Our Bible Truth is:**

**God Treated the First Sinners with Justice and Mercy**

**Our Bible Verse is: Romans 6:23**

“The wages of sin is death, but the gift of God is eternal life in Christ Jesus our Lord.”

Did you know there are millions of people right here in our own country who have yet to turn from their sins and trust in Jesus as their own Savior. Perhaps you are even one of them. People everywhere need to know the good news of Jesus! They need a Savior to save them from their sins and bring them into wonderful fellowship with God. Today is the day of salvation for all who will turn from their sins and trust in Jesus!

And did you know there are still hundreds of thousands of villages like Kakoela in the world? Places where the curse of sin and death are found, but no one has yet heard that the Savior Jesus has come. Who will go to these places and tell them? Perhaps it will be people like you and me one day.

Let’s praise God for letting us know about the Savior

that we would turn from our sins and trust in Him as our own Savior. Let’s ask Him to fill us with love for people who do not know about Him and courage to take the good news of salvation to them that they might turn and believe in Him, too.

*Close in prayer.*

### Closing ACTS Prayer

**A** God, we praise You for being the Answerer of Prayers, such as Dr. Evert’s prayer to tell the Zulu people in Kakoela village about Jesus.

**C** God, we confess that many times we are not like Dr. Evert. We give up praying for God to make ways for us to tell others about Jesus.

**T** God, we thank You for sending Your people to tell others about Jesus, even to very far away places like Zulu territory. And even to places like right here, so we can get to hear about Jesus.

**S** God, we ask that You would work in our hearts that we might turn away from our sins and trust in Jesus as our Savior. Help us to tell others the good news of Jesus. Bring them to know You, too.

# **ACTS PRAYER ACTIVITY**

Use this sheet to write down your ACTS Prayer

## **Instructions:**

Use this sheet to help the children apply the Bible Truth into a prayer. You can use the ACTS provided or even better, have the kids think of their own applications. Also have the children add their personal requests to the prayer, too. Lead the children in the prayer or let them pray sections, with your help. Never force a child to pray! Non-readers can participate by you whispering a section of the prayer into their ear and allowing them to pray it aloud for the group.

## **ADORATION:**

God, we praise You for hating sin and being perfectly just. And yet, also very merciful to sinners.

God, we praise You for being.....

---

Add your own Adorations:

---

---

## **CONFESSION:**

God, we confess that we, like Adam and Eve, hide our sins and blame others for things that are our fault We deserve Your punishment, too! We need a Savior!

God, we have sinned against You....

---

Add your own Confessions:

---

---

## **THANKSGIVING:**

Thank You, God for not just treating us as our sins deserve, but sending us a Savior, Your Son Jesus, to save us.

God, we thank You for...

---

Add your own Thanksgivings:

---

---

---

## **SUPPLICATION:**

God, help us to be honest before You and others about our sins. Work in our hearts, that we might turn away from our sins and trust in Jesus as our Savior. Have mercy on us!

God, we need Your help...

---

Add your own Supplication:

---

---

---

---

---

## **SNEAKY SNACK**

Can you figure out how this snack relates to the story?

---

### **Snack: The Eyes of the Chief's Truck**

Make two per child: A round piece of yellow cheese on top of a round cracker, on top of a round chocolate cookie. When the Oreo side of the stack faces up, it's the headlights not working; when flipped over, it's the lights working.

This is only a suggestion. Feel free to modify. Be mindful of allergy issues among your children!

**Case Tie-in:** God used the broken lights on the chief's truck to answer Dr. Evert's prayer to bring the good news of Jesus to him and his people.

---

## **SOUL FOOD**

Food for thought during snack time

---

1. What does the snack have to do with the story?

Choose a few questions from the other activity discussion sheets to talk about during this snack time.

2.

3.

4.

5.

6.

7.

Directions: Read and discuss Bible Truth, using a FEW of the questions. Play game. Feel free to modify the game to fit your children.

### **God Treated the First Sinners with Justice and Mercy**

When Adam and Eve rebelled against God, they received the terrible consequences of their sins, just as God had warned them they would. They had enjoyed a life without sin. Now all that changed. Their hearts used to be full of peace and love. Now they were afraid and selfish. Their work used to be a complete pleasure. Now it became frustrating and unsatisfying, filled with troubles. Their bodies had been full of health and life. Now they grew weak and sick. One day they would die. Worst of all, they used to enjoy wonderful fellowship with God, and now that fellowship was broken. This is what the Bible calls being dead in sin. How Adam and Eve and all God's creation groaned under sin!

Adam and Eve deserved no relief from their punishment, but God treated them better than they deserved. He gave them hope, even that day. He promised them that a son of Eve's would come to defeat Satan and bring salvation.

Who was that son? Jesus, the Son of God! He would live the perfect life that Adam and Eve should have lived, but did not. On the cross, He would offer it up as the perfect payment for the sins of all those who would ever turn from their sins and trust in Him as their Savior. God, Himself, would satisfy His justice so that He could show us mercy!

### **Understanding the Bible Truth**

1. What happened when Adam and Eve rebelled against God? *They received the terrible consequence of their sins, just as God had warned them.*
2. What was different about Adam and Eve after they sinned? *They were afraid and selfish.*
3. Would change about their work, after they sinned? *It wouldn't be sheer pleasure any more, but often be difficult, unfruitful and unsatisfying.*
4. What happened to their bodies after they sinned? *They would suffer sickness and death.*
5. What was the worst consequence of their sin? *They no longer would enjoy the wonderful fellowship with God they had enjoyed before.*
6. What does the Bible call of these consequences of sin? *Being dead in sin.*
7. How did God show His mercy to Adam and Eve? *He promised that one day a son of Eve's would come to defeat Satan and bring salvation.*

### **Bible Truth Story Connection Questions**

How does the case story point to the **Bible Truth: God Treated the First Sinners with Justice and Mercy?**

1. How could Dr. Everts know that the Zulu people were dead in their sin? *They did not worship the LORD, but followed witch doctors and spirits. Their bodies suffered and died.*
2. Why was it important for Dr. Everts to share about the justice and mercy God showed Adam and Eve with the people of Kakoela village? *Only when you understand how sin came into the world, the punishments the LORD gave Adam and Eve and the mercy He showed to all who look forward in faith to Jesus, could they understand their own sin and their own need to trust in Jesus as Savior.*

### **Bible Verse Connection Question**

1. What does the Bible Truth have to do with our Bible Verse: **Romans 6:23**: "For the wages of sin is death, but the gift of God is eternal life in Christ Jesus our Lord." ?  
*God justly gave Adam and Eve punishments and death for their sinful working against Him and His good ways. But, He also gave them the promise of eternal life through Jesus, the son of Eve who would crush Satan once and for all.*

### **Life Application Questions**

1. How does God want us to respond to His mercy? *By confessing our sins to Him and trusting Jesus as our Savior.*

**ACTS Questions**

1. What is something we can praise God for because of this Bible Truth? *Praise God for being perfectly just; and yet also, so very merciful.*
2. What are sins we can confess to God because of this Bible Truth?  
*Confess that we, like Adam and Eve, hide our sins and blame others for things that are our fault. We deserve His punishment! We need a Savior!*
3. What is something we can thank God for because of this Bible Truth?  
*Thank God for not just treating us as our sins deserve, but sending us a Savior to save us.*
4. What is something we can ask God for because of this Bible Truth?  
*We can ask God to work in our hearts that we would want to turn away from disobeying Him and trust in this wonderful Jesus as our own Savior. Help us be honest before Him and others with our sins and our need for mercy.*

**The Gospel**

1. God showed His just punishment of sins and His mercy through Jesus. This what the gospel is all about. Can you tell me the gospel?  
*God is the good Creator and King of the world. He made people to worship Him and live by His good laws. But we are all sinners who have rebelled against Him. We all deserve death--God's just, eternal punishment for our sins. How terrible! But God has good news for us. In His great mercy, God sent His Son Jesus to earth to save sinners. Yes, Jesus, the perfect Son of God, left His home in heaven and became a man. He lived the perfect life that pleases God. (He's the only one who has ever done that!) He offered it up to God His Father as the perfect sacrifice for sins when He suffered and died on the cross. Then, on the third day, Jesus rose from the dead in victory. He had fully paid for the sins of God's people, so they wouldn't have to! Now all who turn away from their sins and trust in Jesus as their Savior will receive forgiveness of sins and eternal life with God. They will be His very own special people who will know Him and enjoy Him forever. We can be God's people, too, if we turn from our sins and trust in Jesus as our own Savior.*



## **Game: Sit Ball**

### **Materials**

Two or Three soft baseball sized balls. Or, could use beach balls  
Bible Truth Questions

### **Preparing the Game**

1. Choose 20+ questions for your game from the Bible Truth Discussion Questions, or make up your own.
2. Write the Bible Truth questions on small thin strips of paper (or make a photocopy of the Bible Truth Discussion Questions and simply cut them into strips) and put them in the bag/bowl.

### **Playing the Game**

Have children sit in a circle on the ground, with about 2' spacing. Give them two or three soft indoor baseballs and are to throw them from one to another, avoiding "It" who is moving around trying to catch one. When a ball is caught, the child who threw the ball chooses a question for the class to answer. If correctly answered, the player becomes the new "It". If not, then the old "It" remains in place.

Game continues as number of questions, time, and attention span allow.

### **Optional TAKING IT TO OTHERS Activity: Quiz Questions**

Have the children choose a few of the questions from the game to ask the parents/other children during TAKING IT TO OTHERS time. Help pre-readers by whispering the question in their ear and letting them ask it aloud to the parents/other children. Make sure you read the Bible verse aloud before you ask your questions.

Directions:

1. Write words to song in large print before class.
2. Play the song for the children, helping them follow along on the song sheet.
3. Discuss the song, using a few questions from the discussion sheet. *Don't use them all!*
4. Introduce sign language for key words of your choice from sign language sheet for your song. Use as few or as many as you think the children can learn.
5. Sing and sign the song. Sign language as well as large format lyrics and sheet music are found in the PFI Unit Songbook or online.
6. If desired, play the Song Game.

**Optional TAKING IT TO OTHERS Activity: Presenting and Singing the Song**

1. Sing and sign the song, encouraging the watching children/parents to join in.
2. Ask the class some of the questions listed below. The Bible Truth Connection Question is particularly good to help them understand how the song ties in with the Bible Truth.

**Come, Ye Sinners, Poor and Needy**

**Verse 1**

Come ye sinners, poor and needy,  
Weak and wounded, sick and sore;  
Jesus ready stands to save you,  
Full of pity, love, and pow'r.

**Listen to it on PFI NIV Songs 6, Track 9**

**Understanding the Song**

1. What is a sinner? *Someone who thinks, says and acts in ways that do not please God.*
2. What words describe a sinner? What do they mean? *Poor and needy: not that they don't have money, but that they have no way to "pay" for their sins. Weak and wounded, sick and sore: Not only are their bodies suffer under weakness, wounds, sickness or soreness, but their hearts are weak and hurt from fighting sin. They suffer from sadness and guilt.*
3. Who should a sinner come to? Why? *Jesus, because He stands ready to save you.*
4. How does Jesus receive sinners who come to Him? *He is full of pity (sad that you are suffering and desiring to help you), love and power (through His life offered up on the cross)*
5. Who is the song writer going to? How will He receive him? *Jesus. He will embrace him in His arms.*
6. What he mean when he says Jesus will embrace him in His arms? *Not that Jesus will really give him a hug, but that He will rejoice that he has come to Him for salvation, and that He loves him tenderly. In heaven, though, Jesus WILL really hug him!*
7. What does it mean that there are ten thousand charms in the arms of Jesus? *A charm is something that delights you. Knowing Jesus' love and forgiveness, being in His family, are so wonderful that it is like getting ten thousand of the things that delight you most, all rolled up into one. There is nothing as wonderful as knowing and being loved by Him.*

**Bible Truth Connection Question**

1. How does this song relate to our **Bible Truth: God Treated the First Sinners with Justice and Mercy?** *Adam and Eve--and all people after them-- suffer the consequences of their sinful rebellion. Everyone is poor and in need of a Savior. Everyone is weak and weary, sick and sore from sin. God, in His great mercy, promised Adam and Eve that one day He would send a Savior to crush Satan. Jesus paid for the sins of all who would ever turn and trust in Him. He welcomes them tenderly to come to Him and know the ten thousand charms of His love.*

**Story Connection Question**

1. How does this song relate to the story? *Dr. Everts knew the people of Kakoela village were poor and needy, weak and weary, sick and sore as the consequences of the sin in this world. He longed to tell them about Jesus that they might know the charms of His love and forgiveness.*

**Bible Connection Question**

1. What does this song have to do with our **Bible Verse: Romans 6:23**: "For the wages of sin is death, but the gift of God is eternal life in Christ Jesus our Lord." ?

*We are all sinners who deserve death. God, in His great mercy, calls us to come to Jesus for forgiveness of our sins. Jesus stands ready to save all who turn from their sins and trust Him as their own Savior. He is full of pity, love and power to give them the gift of eternal life.*

**Life Application Questions**

1. How can God's people be affected by the message of this song? *They can praise God for leading them with His good and unchanging plans. They can ask Him to help them not to complain or long for something different than what is His good plan, but to trust in Him and His good plans.*

2. What is the best first step do we need to take if we want to be a faithful follower of God? *That God would work in our hearts that we might turn from our sins and trust Jesus as our Savior. We can ask Him to work in our hearts that we would be His faithful follower all our lives.*

**ACTS Questions**

1. What is something we can praise God for from this hymn?

*Praise God for being the gracious God, full of pity, love and power, to save sinners.*

2. What are sins we can confess to God from this hymn?

*Confess that we are weak, wounded, sick and sore, with sin. We deserve God's punishment. We need a Savior!*

3. What is something we can thank God for from this hymn?

*We can thank God for not treating sinners just as their sins deserve, but for standing ready to save all who turn from their sins and trust in Jesus as their own Savior. He is so full of pity, love and power!*

4. What is something we can ask God for from this hymn?

*That God would work in our hearts that we might turn from our sins and trust Jesus as our Savior. We can ask Him to heal us of the weakness, wounds, sickness and soreness of sin in our lives. We can ask Him for His eternal life.*

**Gospel Question**

1. Why does God not just judge our sins as we deserve, but stands ready to save us? Because of what Jesus has done! Can you tell me the good news of Jesus?

*God is the good Creator and King of the world. He made people to worship Him and live by His good laws. But we are all sinners who've rebelled against Him. We all deserve death--God's just, eternal punishment for our sins. How terrible! But God has good news for us. In His great mercy, God sent His Son, Jesus to earth as a man to save sinners. He lived the perfect life that pleases God. (He's the only one who's ever done that!) He offered it up to God His Father as the perfect sacrifice for sins when He suffered and died on the cross. Then, on the third day, Jesus rose from the dead in victory. He had fully paid for the sins of God's people, so they wouldn't have to! Now all who turn away from their sins and trust in Jesus as their Savior will receive forgiveness of sins and eternal life with God. They will be His very own special people who will know Him and enjoy Him forever. We can be God's people, too, if we turn from our sins and trust in Jesus as our own Savior.*

## **Song Game: Mimic Me!**

### **Materials**

Sign Language  
Song

### **Preparing the Game**

None.

### **Playing the Game**

1. Practice the song and signs until the children know them well. Choose a person to be the leader and let them decide upon an action for everyone to do as they sing the song, such as jump on one foot, etc.
2. Sing the song while doing the chosen action.
3. Select another child to be the leader.
4. If desired, you can choose a different action for different important words in the song, such as jump on one foot when you sing the word "grace", but clap your hands when you sing the word "Jesus". Ask the children the meaning of each of the words before adding in their action.

Game continues as number of questions, time, and attention span allow.

choose a FEW questions for discussion, then choose the game and/or music activity

**Meditation Version: Romans 6:23**

“For the wages of sin is death, but the gift of God is eternal life in Christ Jesus our Lord.”

**Understanding the Bible Verse**

1. What are wages? *Something you get paid for the work you do.*
2. What is sin? *Saying, doing, thinking, being anything that does not please God.*
3. What does it mean that we get wages for sin? *Sin is working against God and His good ways. God is just and perfectly holy. He hates sin. He promises us that when we work against Him, there will be consequences. Those consequences are the wages—or the payment—you get for your sinful ways.*
4. What are the wages of sin? That is, what are the consequences God promises to those who work against Him? *Death.*
5. What is death? *Death is not just our bodies dying. It is also something that happens in our hearts. We are cut off from the fellowship of God that He made us to enjoy with Him. If we do not turn from our sins, confess them to Jesus and trust in Him to save us from our sins, then our final punishment will be eternal death. It will be punishment that never ends, away from God and everything that is good. How terrible!*
6. What is a gift? *Something someone gives to you, not because you earned it, but because they wanted to give it to you.*
7. What is the gift of God? *Eternal life.*
8. What is eternal life? When does it begin? *It is having restored fellowship with God here on earth; then, living on forever with Him after we die in perfect fellowship (and in new bodies perfectly suited for life with Him.) It starts the moment we turn from our sins and trust Jesus as our Savior.*

**Bible Truth Connection Question**

1. What does this verse have to do with the **Bible Truth: God Treated the First Sinners with Justice and Mercy?** *Because God is good and just, He punishes sin. When Adam and Eve rebelled against God, He punished their sin. What is the punishment for sin? It is death—separation from God and all His good ways. Adam and Eve knew some of that separation from God that very day. When their bodies died they deserved to know complete separation from Him. But God is so very merciful. He treats sinners who repent of their sins and trust in Him so much better than they deserve! That same day God gave Adam and Eve the punishment for their sins, He also gave them the promise of eternal life through Jesus, the son of Eve who would crush Satan once and for all.*

**Story Connection Questions**

1. What does the verse have to do with our story? *Like all people, the people of Kakoela village suffered the wages of sin. Dr. Everts prayed that he would get to tell Chief Chuana and the people of Kakoela village the good news of Jesus so that they might turn from their sins and trust in Him as their Savior. Then they would receive God’s gift of eternal life.*

**Life Application Questions**

1. Can you ever do enough good things to please God? Why or why not? *We can never do enough good things to please God. Only a perfect life pleases God. We all have sinful hearts and do sinful things. Only Jesus lived the perfect life that pleases God. That’s why only He can give us eternal life as a gift.*
2. God Himself has provided a way through Jesus for sinful people to receive the gift of eternal life they do not deserve. What does He call us to do? *To turn away from our sins, confess them to Him and trust in Jesus as our own Savior.*

**ACTS Questions**

1. What is something we can praise God for from this Bible Verse?

*Praise God for being the Giver of Eternal Life as His gift.*

2. What are sins we can confess to God from this Bible Verse?

*That we are all sinners who have earned death because of our disobedience to God. We deserve God's punishment! We need a Savior!*

3. What is something we can thank God for from this Bible Verse?

*We can thank God that He offers eternal life to all those who turn from their sins and trust in Jesus as their own Savior.*

4. What is something we can ask God for from this Bible Verse?

*We can ask God to work in our hearts that we would want to turn away from disobeying Him and trust in this wonderful Jesus as our own Savior. That God would forgive our sins and give us eternal life, that we can know Him, enjoy Him and obey Him forever.*

**Gospel Question**

1. What have we done to deserve death? What has Jesus done to offer us the gift of eternal life? What is the gospel? *God is the good Creator and King of the world. He made people to worship Him and live by His good laws. But we are all sinners who have rebelled against Him. We all deserve death--God's just, eternal punishment for our sins. How terrible! But God has good news for us. In His great mercy, God sent His Son Jesus to earth to save sinners. Yes, Jesus, the perfect Son of God, left His home in heaven and became a man. He lived the perfect life that pleases God. (He's the only one who has ever done that!) He offered it up to God His Father as the perfect sacrifice for sins when He suffered and died on the cross. Then, on the third day, Jesus rose from the dead in victory. He had fully paid for the sins of God's people, so they wouldn't have to! Now all who turn away from their sins and trust in Jesus as their Savior will receive forgiveness of sins and eternal life with God. They will be His very own special people who will know Him and enjoy Him forever. We can be God's people, too, if we turn from our sins and trust in Jesus as our own Savior.*

## Game: Scrambled Eggs

### Materials

Bible Verse written up in large print so that all can see  
Plastic Hollow Easter Eggs, 10 of one color for each team  
Pen and paper  
2 carpet squares or other base marker

### Preparing the Game

1. Clearly print out the words to the verse on paper and cut it into 10+ sections. Number each section in sequence. Place each section in Easter eggs of the same color. Print out another copy of the verse, also numbered sequentially on another piece of paper. Repeat for each team.
2. Hide the eggs around the classroom. Place the two carpet squares down in opposite ends of the classroom.

### Learning the Verse

Some or all of your children may be non- or early readers. Teach the verse in sections, having them say it after you. Repeat a few times. Add clapping or other movement as they say it.

### Directions

1. If desired, lead the children in a discussion of a **FEW** of the most important questions before beginning game.
2. Explain the game to them as follows:  
Have the children form two teams seated at their bases. Give each team a written out copy of the verse and place it on their base. Assign each team a particular color of Easter egg and tell them that pieces to the verse are hidden in eggs around the room. They are to find all their eggs, remove the verse section from the egg and put it in order. They can use the copy of the verse (and numbers on each section—especially helpful for pre- and early readers) to help them put it in order. The first team to find all the verse, put it in order and recite it as a group wins.

Game continues until all the eggs have been found or as time allows.

### Non-competitive Option

Don't split the children into teams. Use any color Easter egg for the pieces of the verse. Hide them around the room. Have the children take turns finding an egg and bringing it back to the group. Have the child open the egg and read (or have you read) the word/s on the piece of paper. Stick them in place on the copy of the verse. If desired, have the children say the verse each time before each "hunt", reinforcing the verse.

### Optional TAKING IT TO OTHERS Activity: Quiz Questions

Have the children choose a few of the questions from the game to ask the parents/other children during TAKING IT TO OTHERS time. Help pre-readers by whispering the question in their ear and letting them ask it aloud to the parents/other children. Make sure you read the Bible verse aloud before you ask your questions.

Directions:

1. Write words to the song in large print on a white board or some large paper before class.
2. Play the song for the children, helping them follow along on the song sheet.
3. Discuss the song, using a few questions from the discussion sheet. *Don't use them all!*
4. Introduce sign language for key words of your choice from the sign language sheet for your song. Use as few or as many as you think the children can learn.
5. Sing and sign the song.
6. If desired, play the Song Game.

**Optional TAKING IT TO OTHERS Activity: Presenting and Singing the Song**

1. Sing and sign the song, encouraging the watching children/parents to join in.
2. Ask the class some of the questions listed below. The Bible Truth Connection Question is particularly good to help them understand how the verse ties in with the Bible Truth.

### **For the Wages of Sin Is Death**

For the wages of sin is death,  
But the gift of God is eternal life,  
Through Christ Jesus our Lord.  
For the wages of sin is death,  
But the gift of God is eternal life,  
Through Christ Jesus our Lord.  
Romans Six, twenty-three.

**Listen to it on PFI NIV Songs 6, Track 10**

## **Song Game: Word Take Away**

### **Materials**

Sign Language Signs and Song  
White board and marker  
Eraser

### **Preparing the Game**

1. Write the words to the song on a white board.

### **Playing the Game**

1. After children have learned the song and signs well, then tell the children that you are going to leave out words from the song (that you've learned signs for) and just do the sign in its place.
2. Have the children help you choose a word to take out. Erase the word from the board. Review the sign the for erased word.
3. Sing the song, trying to remember to NOT sing the word and do only the sign.
4. Continue to take out words until all of the words (with signs) have been taken out.

Game continues as number of questions, time, and attention span allow.



**STORY REVIEW**

Directions: Read and discuss Bible Truth, using a FEW of the questions. Play game. Feel free to modify the game to fit your children.

**General Story Questions**

1. Who did Dr. Everts take care of in Moria Mission Hospital? *Sick, Zulu children.*
2. What did the sick Zulu boy want Dr. Everts to do for them on Christmas Day? *Tell them the Christmas story.*
3. Why didn't it seem much like Christmas in Zulu territory in South Africa? *It was hot; no Christmas lights on houses; no churches; no cold weather; lions and rhinos instead of reindeer.*
4. What two things did Dr. Everts want most for Christmas? *To tell the sick children in the hospital about the birth of the Savior, Jesus; and, to tell the people of Kakoela village in the Xhosa Mountains about Jesus.*
5. What did Dr. Everts and his wife do, in hopes of telling the people in Kakoela village about Jesus? *Prayed to God to make a way.*
6. What did Dr. Everts ask Chief Chuana to tell him do? How did Chief Chuana answer him? *To come heal their sick and to tell them about Jesus.*
7. Who did Chief Chuana say the people should go to instead of Dr. Everts' God? *The witchdoctors and the spirits they worshiped.*
8. What did the messenger boy from Kakoela village tell Dr. Everts on Christmas Day? *The chief's eyes were dead and to come immediately.*
9. What eyes of the chief were dead? *The headlights to his truck.*
10. Why was Dr. Everts at first frustrated when he found out that it was the chief's truck not his own eyes that needed help? *He thought he had come for nothing; he was concerned that the chief might get even more resistant to hearing about Jesus, if the doctor couldn't fix the headlights.*
11. What did the chief do to celebrate the doctor fixing the headlights? *Called for a celebration fire and food to be made for the doctor and him.*
12. What did the chief let the doctor do after they had eaten? *Tell them one story from his God's book.*
13. What story did Dr. Everts tell them? *Told how sin had entered the world through Adam and Eve and how God, in His mercy, sent His Son Jesus to die for the sins of all who would ever turn and trust in Him.*
14. What did the people and the chief think of Dr. Everts' story? *They had never heard anything like it before. They wanted to hear more.*

**Bible Truth Connection Questions**

1. What does this story have to do with our Bible Truth? *Dr. Everts knew that the Zulu suffered in the sin and death that were the results of Adam and Eve's rebellion, but they did not know about the mercy God promised all who believed in Jesus and trusted in Him as Savior. Dr. Everts wanted them to believe in Jesus and be saved.*

**Bible Verse Connection Question**

1. What does the story have to do with our **Bible Verse: Romans 6:23**: "For the wages of sin is death, but the gift of God is eternal life in Christ Jesus our Lord."?  
*Like all people, the people of Kaoela village suffered the wages of sin. Dr. Everts prayed that he would get to tell Chief Chuana and the people of Kakoela village the good news of Jesus so that they might turn from their sins and trust in Him as their Savior. Then they would receive God's gift of eternal life.*

**Life Application Questions**

1. Who is someone we can pray for that you know who needs to hear about Jesus?
2. How can they –and we—receive God's salvation? *By turning from their/our sins and trusting in Jesus as our own Savior.*

**ACTS Questions**

1. What's something we can praise God for from this story? *Praise God for being the Answerer of Prayers, such as Dr. Evert's prayer to tell the Zulu people in Kakoela village about Jesus.*
2. What's something we can confess from this story? *Confess that many times we are not like Dr. Everts. We give up praying for God to make ways for us to tell others about Jesus.*
3. What's something we can thank God for from this story? *We can thank God for sending His people to tell others about Jesus, even to very far places like Zulu territory. And, even to places like right here, where we get to hear about Jesus.*
4. What is something we can ask God for from this story? *We can ask God to work in our hearts, helping us to turn away from our sins and trust Jesus as our own Savior, like Dr. Everts prayed for the Zulus. We can ask Him to send more of His people to all parts of the world that everyone might hear about Jesus and be saved.*

**The Gospel**

1. What is the good news of Jesus that Dr. Everts told the Zulu people and prayed that they would believe? *God is the good Creator and King of the world. He made people to worship Him and live by His good laws. But we are all sinners who have rebelled against Him. We all deserve death--God's just, eternal punishment for our sins. How terrible! But God has good news for us. In His great mercy, God sent His Son Jesus to earth to save sinners. Yes, Jesus, the perfect Son of God, left His home in heaven and became a man. He lived the perfect life that pleases God. (He's the only one who has ever done that!) He offered it up to God His Father as the perfect sacrifice for sins when He suffered and died on the cross. Then, on the third day, Jesus rose from the dead in victory. He had fully paid for the sins of God's people, so they wouldn't have to! Now all who turn away from their sins and trust in Jesus as their Savior will receive forgiveness of sins and eternal life with God. They will be His very own special people who will know Him and enjoy Him forever. We can be God's people, too, if we turn from our sins and trust in Jesus as our own Savior.*

## Game: Four Corners

### Materials

Red and Green Construction paper  
 2 rulers  
 4 Large pieces of paper and a Marker  
 Masking Tape  
 Four small pieces of paper  
 Cup or bag  
 Story Review Questions  
 Optional: Team Pennies to differentiate each team

### Preparing the Game

1. Make up story review questions that answer the questions: Why? What? How? What would you do? You will want to have 20+ questions. Many of the Story Review Discussion Questions can be modified to fit one of these four questions.
2. Make a stop sign and a green light out of the red and green construction paper and tape them each to the end of a ruler.
3. Make four signs out of the paper: Why? What? How? What would you do? Tape these signs in 4 different locations, such as corners of the room.
4. Write these 4 names also on four small pieces of paper of equal size and place in the cup/bag.

### Playing the Game

Divide the children into two teams. At the leader's signal, all the children will run to one of the four signs and place their hand on it or near it. When leader yells "Freeze" then the children must stay at their station. The leader then pulls one of the pieces of paper out of the cup and asks the children at that particular station a Story Review question. If they get it right, then they gain as many points as children from that team who were at that station. Play then resumes again.

Game continues as number of questions, time, and attention span allow.

### Non-competitive Option

Don't split into teams. Simply ask the children at the particular station the question and let them work together to answer it.

### Optional TAKING IT TO OTHERS Activity: Quiz Questions

Have the children choose a few of the questions from the game to ask the parents/other children during TAKING IT TO OTHERS time. Help pre-readers by whispering the question in their ear and letting them ask it aloud to the parents/other children.

**CASE REPLAY ACTIVITIES**

Use this guide to review the Case Story and act it out for others to enjoy!

**CASE REPLAY, JR: YOUNGEST CHILDREN**

**Description:** The children will act out the story together, everyone doing the same action/sound effect at the same time. This activity is most suitable for kindergarteners.

**Materials**

The Case RePlay, Jr. script for younger children

**Preparation**

1. Read through the script and write in the blanks along the side possible actions/sound effects the children could do to act it out.

**Instructions**

1. Tell the children that they will be re-enacting the story together as you tell it.
2. As you read the script, lead the children in actions/sound effects to do with you.
3. If desired, you can read the script and stop at certain sentences and ask them what a good action/sound effect would be to act out what you just read.
4. Repeat the re-enactment one or two times more.

**CASE REPLAY, SR: OLDER CHILDREN**

**Description:** The children act out the story as a three-scene play. You will narrate it using the Case RePlay, Sr. script and they will act it out (no spoken words, for the most part), with each child assuming a different character's role. This activity is most suitable for first grade and up. You will review the story, then practice it a few times before performing it for others.

**Materials**

The Case RePlay, Sr. script  
White board or other large format paper  
Costumes and props

**Preparation**

1. Prepare for the play by choosing costumes and props for each character in the story. Decorate the area with any scenery props.
2. Write the words "Beginning," "Middle," "End" on a large piece of paper/whiteboard with plenty of space under each heading. You will use this paper to help the children think about the story as a three-scene play, as it is presented in the script.

**Instructions**

1. Tell the children that they will get to act out the story as a three-scene play, with a beginning, middle and end section. Tell them that before they can act it out, they need to think it out. as you narrate it with your script.
2. Take the children's answers as they recount the story, helping them put key incidents in the right order.
3. If desired, when they have filled in their Beginning, Middle, End, read through your whole (real) script, so they hear exactly what you will have them act out.
4. Then tell the children that it's time to practice acting out the story.
5. Assign parts to each child. If you are using costumes, do NOT give them out at this point. They will be a distraction.
6. Have all the children sit on the floor or in chairs on one side of the "stage," then call the characters up in place as their part in the story comes.
7. As you read the script, guide the children in where you want them to move or do to act it out.
8. After going through the whole script once, give out any costumes and props and act out the script once or twice more.

**Optional TAKING IT TO OTHERS Activity: Re-enacting the Story**

Read the script as the children act out together (younger) or assuming different roles (older) as the other children or the parents watch.

**CASE REPLAY, JR--YOUNGER KIDS (KINDERGARTEN) P.2**

“Welcome to our play! The name of our story is called: The Case of the Dead Eyes.

Our story takes place in Africa among the Zulu people in the 1940’s.

And now we present: “The Case of the Dead Eyes.”

**Scene 1:**

Dr. Everts goes through the children’s ward at Moria Mission hospital one last time. He prays with the children. As he gets ready to leave, a child asks him if soon it will be Christmas when he will tell them another Bible story. Dr. Everts tells him it is in two days and he will tell them the story of Christmas then. It doesn’t feel much like the wintry Christmases Dr. Everts used to down there in Zulu territory, but what he wants most for Christmas is to tell the children the story of Jesus. Looking up at the Xhosa mountains, he is reminded of the other thing he wants for Christmas: a chance to tell Chief Chuana and Kakoela village about Jesus. He goes inside his house and prays once more about it with his wife.

**Actions:**

---

---

---

---

**Scene 2:**

The next day Dr. Everts sends a message asking Chief Chuana to let him come tell about Jesus and heal the sick. Chief Chuana refuses and is furious. Dr. Everts still hopes that God will do something by Christmas. On Christmas morning, Dr. Everts visits the sick children in the hospital and tells them the Christmas story. As he heads home, a Zulu boy tells him that Chief Chuana’s eyes are dead and he wants Dr. Everts to come immediately. Dr. Everts gathers his medical supplies, tells a nurse to get a room ready, gets a stretcher and two Africans to ride with him up to Kakoela village. Dr. Everts is confused as he is greeted at the entrance to the village by Chief Chuana, with both eyes working perfectly. Chief Chuana asks Dr. Everts to follow him and he will show him the dead eyes. He takes him to his truck, whose headlights are not working. Dr. Everts is frustrated and thinks he’s come for no reason. He decides to try to fix the headlights and does.

---

---

---

---

---

---

**Scene 3:**

Chief Chuana calls a feast to celebrate. He lets Dr. Everts tell one story from the Bible to thank him. Dr. Everts tells the whole story from Adam and Eve sinning in the Garden, to God mercifully providing Jesus to be the Savior for the sins of all who turn and trust in Him. The people have never heard a story like this before. Chief Chuana invites Dr. Everts to come back and tell them more stories about God. Dr. Everts goes home praising God for giving him the Christmas present he wanted most of: to tell the people of Kakoela village about Jesus.

---

---

---

---

**Bible Truth Tie-In:**

The Bible Truth we are learning is: **God Treated the First Sinners with Justice and Mercy.** After fixing the lights on Chief Chuana’s car, Dr. Everts was invited to tell the story of how God sent His Son, Jesus came to destroy Satan and bring salvation, just as He had promised Adam and Eve in the beginning.

## **CASE REPLAY, SR--OLDER KIDS (1ST GRADE AND UP) P.3**

"Welcome to our play! The name of our story is called: The Case of the Dead Eyes.

Our story takes place in Africa among the Zulu people in the 1940's.

The characters in our story are: Dr. and Mrs. Everts, the children, a nurse and other hospital helpers, Chief Chuana and the people of his tribe.

And now we present: "The Case of the Dead Eyes."

### **Scene 1: (Beginning)**

Dr. Everts goes through the children's ward at Moria Mission hospital one last time. He prays with the children. As he gets ready to leave, a child asks him if soon it will be Christmas when he will tell them another Bible story. Dr. Everts tells him it is in two days and he will tell them the story of Christmas then. It doesn't feel much like the wintry Christmases Dr. Everts used to down there in Zulu territory, but what he wants most for Christmas is to tell the children the story of Jesus. Looking up at the Xhosa mountains, he is reminded of the other thing he wants for Christmas: a chance to tell Chief Chuana and Kakoela village about Jesus. He goes inside his house and prays once more about it with his wife.

### **Scene 2: (Middle)**

The next day Dr. Everts sends a message asking Chief Chuana to let him come tell about Jesus and heal the sick. Chief Chuana refuses and is furious. Dr. Everts still hopes that God will do something by Christmas. On Christmas morning, Dr. Everts visits the sick children in the hospital and tells them the Christmas story. As he heads home, a Zulu boy tells him that Chief Chuana's eyes are dead and he wants Dr. Everts to come immediately. Dr. Everts gathers his medical supplies, tells a nurse to get a room ready, gets a stretcher and two Africans to ride with him up to Kakoela village. Dr. Everts is confused as he is greeted at the entrance to the village by Chief Chuana, with both eyes working perfectly. Chief Chuana asks Dr. Everts to follow him and he will show him the dead eyes. He takes him to his truck, whose headlights are not working. Dr. Everts is frustrated and thinks he's come for no reason. He decides to try to fix the headlights and does.

### **Scene 3: (End)**

Chief Chuana calls a feast to celebrate. He lets Dr. Everts tell one story from the Bible to thank him. Dr. Everts tells the whole story from Adam and Eve sinning in the Garden, to God mercifully providing Jesus to be the Savior for the sins of all who turn and trust in Him. The people have never heard a story like this before. Chief Chuana invites Dr. Everts to come back and tell them more stories about God. Dr. Everts goes home praising God for giving him the Christmas present he wanted most of: to tell the people of Kakoela village about Jesus.

### **Bible Truth Tie-In:**

The Bible Truth we are learning is: **God Treated the First Sinners with Justice and Mercy.** After fixing the lights on Chief Chuana's car, Dr. Everts was invited to tell the story of how God sent His Son, Jesus came to destroy Satan and bring salvation, just as He had promised Adam and Eve in the beginning.

## Chief Chuana's Truck

### Description

Children will decorate a truck with headlights that go on and off by means of a sliding paper part.

### Materials

White cardstock, 2 pieces per child

Crayons/Markers: other colors, plus at least 1 yellow and black per every two children.

Foil

Glue Sticks

Scissors with pointed tips

1 Black Pipe Cleaner per child

### Preparing the Craft

1. Copy Truck Outline onto cardstock, using Pattern#1, one per child. Cut out around out line and the two circles where the headlights will be.
2. Cut foil into windshield using Pattern #2, one per child.
3. Cut the pipe cleaners in two. These will be the windshield wipers.
4. Copy Pattern #3 onto cardstock and cut out, 1 per child. (This will be the lights tab.)
5. On BACK of Truck Outline, lay Pattern #3 across the portion of the truck where the lights are. In pencil draw along each side of Pattern #3. (This will show children where NOT to put glue when they attach their trucks to their background.)

### Making the Craft

1. Show the sample of the craft you have made.
2. Have children color in their trucks, reminding them that they will be covering over the windshield (so don't color it that area.)
3. Have children color in the first and third areas of Plate #4 in black; and the second and fourth areas in yellow.
4. Glue foil onto truck to make windshield.
5. Put glue on back of the Truck Outline. REMINDER: LEAVE UNGLUED the section between the two lines (across the light.). Glue Truck to second piece of cardstock (which serves as the background.)
6. Cut a slit in background card directly across from each other on either side of the truck outline, where the lights are. This is where the tab will be inserted.
7. Insert yellow and black colored tab up through one slot, insert it in between the truck and the background card, then back down through other slot.
8. Make 2 small holes at base of windshield. Insert pipe cleaners, bending them down to the windshield in front and flat and pointing upward on the backside..
9. If additional time, children may color the background around their truck.
10. Headlights go on and off by pulling the tab from one side to another. Wipers move as you rotate pipe cleaner ends on back.

### Optional TAKING IT TO OTHERS Activity: Craft Presentation

If you are presenting the craft to other children or parents the children can hold up their crafts (or your model craft) and read their Bible Truth Connection answers to explain the importance of the craft.

**CASE CRAFT****Discussion Guide****Instructions:**

As the children are settled into making their craft, ask them these questions to help them understand the craft's significance. Use the answers provided to guide the children's answers.

**Discussion Questions**

1. Why did the chief call for Dr. Everts? *He thought he needed a doctor to fix the "dead" eyes of his truck.*

2. Who had been praying for Chief Chuana and his people? *Dr. Everts.*

3. How did the Lord answer Dr. Everts' prayer? *He used the chief's confusion about needing a doctor to heal his truck as an opportunity to tell him and his people the good news of Jesus.*

4. What is Bible Truth that we are learning? *God Treated the First Sinners with Justice and*

*Mercy.*

5. What does our craft have to do with our Bible Truth: *God Treated the First Sinners with Justice and Mercy?*

*Dr. Everts got to tell the Chief Chuana and the people of Kakoela the story of God's mercy shown to sinners through Jesus Christ after he fixed the eyes of Chief Chuana's truck.*

6. What can our craft help us remember? *God can use anything as a way to bring the good news of Jesus to people who haven't hear.*

**TAKING IT TO OTHERS****Craft Presentation****Instructions:**

Have children hold up your model craft/their crafts. Choose five children (or you say) the five sections below to explain the craft's importance.

**Presentation:**

1. Our craft is: *Chief Chuana's Truck.*

2. In Kakoela, the Lord used the dead eyes of Chief Chuana's truck to answer Dr. Everts' prayer to tell the chief and his people the good news of God's mercy shown to sinners through Jesus.

3. Our Bible Truth is: *God Treated the First Sinners with Justice and Mercy.*


4. Dr. Everts got to tell the Chief Chuana and the people of Kakoela the story of God's mercy shown to sinners through Jesus Christ, after he fixed the "eyes" of Chief Chuana's truck.

5. Our craft can help us remember that God can use anything as a way to bring the good news of Jesus to people who haven't heard.

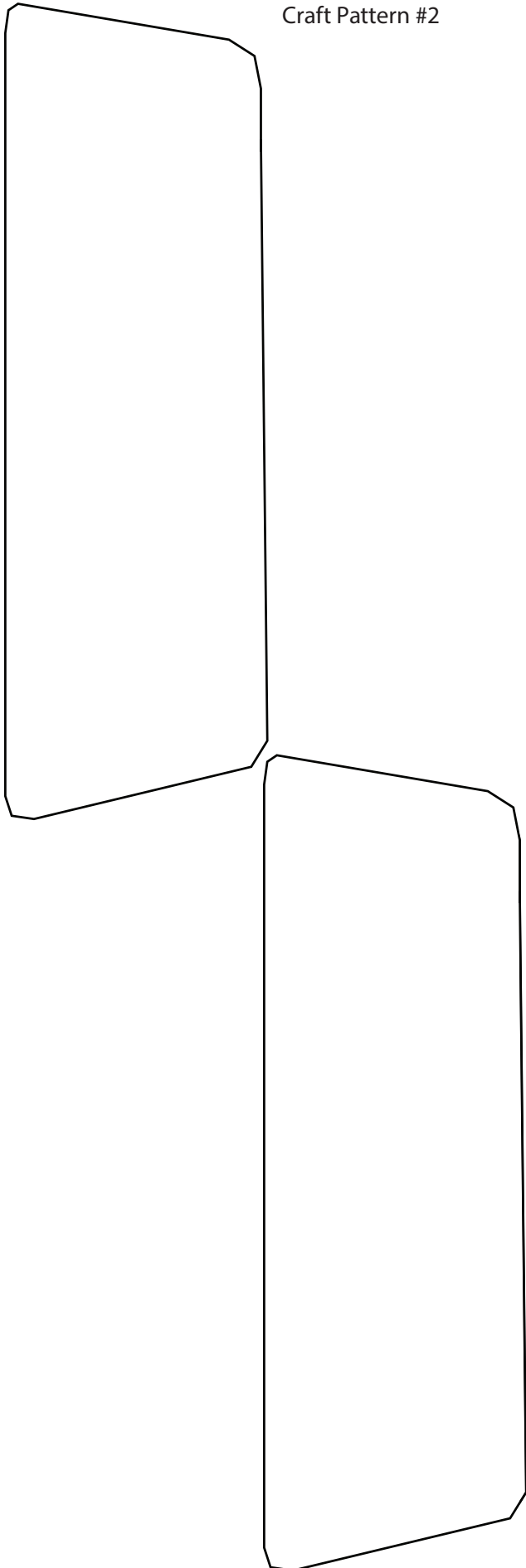
Note: Even non-readers can participate in presenting the craft, if you will whisper what they are to say in their ear and let them say it aloud for the others to hear.



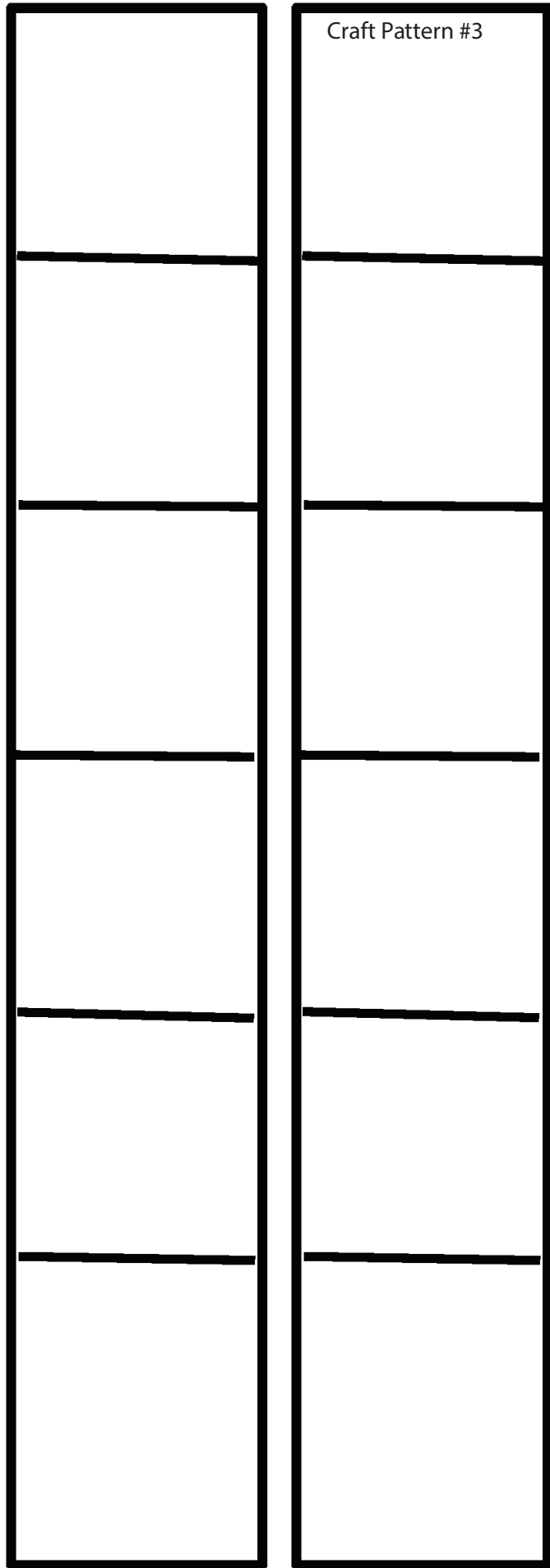
Craft Pattern #1



Craft Pattern #2



Craft Pattern #3



**BEFORE CLASS:****1. PICK YOUR PERSON**

VIPPs can be anyone in your church! Typically, they fall into 6 categories: Church staff, Elders, Deacons/deaconesses, Special Volunteers (people who aren't paid, but spend a lot of time helping out in particular ways), Supported Workers (aka missionaries), and Church Members.

**2. GATHER YOUR FACTS**

Use the VIPP Information Sheet to write down the facts about your VIPP. The information on this worksheet is used in the VIPP activities, listed in the "Choose an Activity" section below.

**DURING THE ACTIVITY:****1. INTRODUCE YOUR VIPP**

Introduce your VIPP to the children, using the VIPP Information Sheet. Fill in a set of VIPP Clue Cards with the information for your VIPP. If desired, you can even have the actual person come into class for the children to meet.

Need help describing what someone does for the church in a kid-friendly way? Check out the list of common VIPPs on the Praise Factory website in the PFI Resources. There are lots of kid-friendly descriptions for common VIPP's, such as pastors, elders, deacons and a lot more.

**2. PRAY!**

Lead the children in praying for the VIPP. Ask the children if they would like to pray for one of the VIPPs prayer requests. Even non-readers can pray for the VIPP if you whisper the prayer request in their ear, then let them say it aloud. Never force a child to pray!

**3. CHOOSE AN ACTIVITY**

There are two activities you can use to help the children learn about the VIPP:

**VIPP Clue Cards:** These are nine coloring sheets in which children fill in the nine things they learn about the VIPP from the VIPP Information Sheet. Photocopy a set of each child. Use as few or as many of these Clue Cards as you desire.

**VIPP Game:** This is a game that uses a set of Clue Cards for one or two VIPPs.

Choose a VIPP and fill in his/her information on the VIPP Information Sheet. Fill in a set of VIPP Clue Cards with the information for your VIPP. Tell the children about the VIPP, having them fill in the VIPP Clue Cards with the key facts as they learn them. Write any words the children need to write on a white-board or other piece of paper so they can see how to spell them. Help younger children write these words on their clue cards. Ideas for how to tell the children about many common VIPPs are listed at [praisefactory.org](http://praisefactory.org) with the Resources for this Bible Truth.

**Optional TAKING IT TO OTHERS Activity: Introduce and Pray for the VIPP**

If you are presenting the VIPP to other children or parents you can assign children to hold up the 10 clue cards and say what each card tells about the VIPP. (Or, you can have the children hold them up as you tell what each one means.) Then lead the children in praying for the VIPP.

## Game: Picture Run

### Materials

Information for two VIPPs

2 Sets of Clue Cards

Tape

Different color construction paper for each picture.

### Preparing the Game

1. Fill in one set of clue sheets for each VIPP you are using.
2. Put all the Clue Cards in a bag, except for the ones with the names and pictures of the VIPPs.
3. Use tape to put up the pictures of each VIPP on a piece of construction paper. Tape each up in a different location/wall around the room.

### Playing the Game

**Reveal:** Tell the children about the VIPPs, showing them your filled-in clue cards as you tell about them.

**Review:** Put the Clue Cards for the VIPPS put in a bag. Mix up. Have children stand together in middle of the room. Tell them that you will pull out a clue card, show it to them, and they are to run to the picture of the person who it belongs to. Give them the answer after everyone has run to their guessed person. Continue until all clues have been used up. (If you have a slick floor, you may want to avoid running. Make it fun by giving them a different way to go to each picture, such as skip or hop.)

**VIPP INFORMATION SHEET**

**VIPP NAME:**

\_\_\_\_\_

**WHAT VIPP LOOKS LIKE**

Man or Woman? \_\_\_\_\_

Hair color? \_\_\_\_\_

Eye color? \_\_\_\_\_

**FAVORITE ANIMAL**

\_\_\_\_\_  
\_\_\_\_\_

**FAVORITE FOOD**

\_\_\_\_\_  
\_\_\_\_\_

**FAVORITE FREE TIME ACTIVITY**

\_\_\_\_\_  
\_\_\_\_\_

**WHAT VIPP DOES DURING WEEK**

\_\_\_\_\_  
\_\_\_\_\_  
\_\_\_\_\_  
\_\_\_\_\_

**VIPP GROUP OF SERVICE:**

- |                   |                                  |
|-------------------|----------------------------------|
| Church Member     | Deacon                           |
| Elder             | Church Staff                     |
| Special Volunteer | Supported Worker<br>(Missionary) |

**3 WAYS VIPP SERVES CHURCH**

\_\_\_\_\_  
\_\_\_\_\_  
\_\_\_\_\_  
\_\_\_\_\_  
\_\_\_\_\_  
\_\_\_\_\_

**3 WAYS TO PRAY FOR THE VIPP**

\_\_\_\_\_  
\_\_\_\_\_  
\_\_\_\_\_  
\_\_\_\_\_  
\_\_\_\_\_  
\_\_\_\_\_

