

BIBLE TRUTH 2, LESSON 1: PLANNER/OVERVIEW

GETTING STARTED: Welcome and Opening Songs (*introduce unit and get kids moving with these songs*)

Welcome to Praise Factory: PFI: Praise Factory Investigators Theme Song *PFI NIV Songs 6, Track 1*

Rules to Help Us Worship God and Love One Another: WoGoLOA Classroom Rules Song
PFI NIV Songs 6, Track 2

Big Question Under Investigation: Big Question 12 Songs *PFI NIV Songs 6, Tracks 3,4*

Big Question Bible Verse: Romans 5:12 Song *PFI NIV Songs 6, Track 5*
(*Extra Bible Verse Song: You Must Not Eat, Eat, Eat: Genesis 2,3 PFI NIV Songs 6, Track 6*)

DIGGING DEEP DOWN: Key Concept and Story (*introduce the Bible Truth and tell the related story*)

Bible Truth 2: God Treated the First Sinners with Justice and Mercy

Bible Truth Hymn: Come, Ye Sinners, Poor and Needy, v.1 *PFI NIV Songs 6, Track 9*

Bible Verse: Romans 6:23

Bible Verse Song: For the Wages of Sin Is Death *PFI NIV Songs 6, Track 10*

Lesson 1 Old Testament: The Case of the Horrible Hiders Genesis 2,3

TAKING ACTION: Response Activities (*choose from among these activities*)

Snack and Discussion Planner: The Serpent, the Curse and the Cross

ACTS Prayer: Prayer Sheet

Bible Truth Review: Discussion Questions and Game: Omit! Obey!

Bible Truth Hymn: Come, Ye Sinners, Poor and Needy, v.1 *PFI NIV Songs 6, Track 9*
Song, Sign Language and Song Game: Sign It, Say It, What Does It Mean? **PFI NIV Songs 6 BOOK or ONLINE**

Bible Verse Review: Romans 6:23 Discussion Sheet and Game: Simon Says How

Bible Verse Song: For the Wages of Sin Is Death: Romans 6:23 *PFI NIV Songs 6, Track 10*
Song, Sign Language and Song Game: Pass the Secret Sign **PFI NIV Songs 6 BOOK or ONLINE**

Story Review: Discussion Questions and Game: Secret Agent

Case Replay, Jr: Drama Activity for Youngest Children (children do same story actions together)

Case Replay, Sr: Drama Activity for Most Children (children re-tell story with individual parts)

Craft: A Flaming, Flashing Sword

VIPP (Very Important Prayer Person) Prayer Time: Coloring Sheets (back of book), Game: Mix and Match

TAKING IT HOME: Take Home Sheet for Review and Family Devotions

PFI Pronto: Bible Truth 2, Lesson 1 **PFI NIV PRONTOS 6 BOOK or ONLINE**

The Case of the Horrible Hiders *Genesis 2,3* by Connie Dever**Our story is called:****The Case of the Horrible Hiders.****As you listen to the story, see if you can figure out:**

1. Who were the Hiders? What made their hiding horrible?
2. What hope did the horrible hiders receive?

Our story today takes place thousands of years ago, not long after the creation of the world, on the most terrible day of history.

Life had been wonderful in the garden God had planted for Adam and Eve. And why wouldn't it have been? For this was a garden, like none other; made perfectly for people, like none other. As you might expect, this garden included lots of green, growing plants. Some were beautiful to look at, others were loaded with delicious, juicy fruit. There was a river that wound through the garden that provided the plants and Adam and Eve with refreshing water. Adam and Eve never needed to be hungry or thirsty in their garden home. God had provided all that they needed.

Life in the garden wasn't boring for Adam and Eve either. The Garden was home to many of God's other creatures, too. Animals, birds, and bugs frolicked and nested there, too. God gave the animals and garden to Adam and Eve to take care of. What wonderful work it was for Adam and Eve! All the plants and the animals lived happily under their care. They could look forward to years of making the garden bigger and bigger until all the world God had given them came under their skillful care—just as God had commanded them. What a pleasant future that was to look forward to!

But the best part of the Garden was nothing you could see, smell or touch. It was the perfect fellowship Adam and Eve enjoyed there with each other and with God. Adam took perfect care of Eve. Eve loved obeying and helping Adam. And they together, they both were satisfied in the amazing love of God. Good food! Good work! Good fellowship! How wonderful it all was! The Bible describes the wonderful fellowship that Adam and Eve had with each other and with God in a way that might sound funny to you. It says that when Adam and Eve lived in the Garden, they were "naked and unashamed."

Now when we think of naked, we think of someone who doesn't cover up their body with clothes. And

while it's true that Adam and Eve wore no clothes, that's not really all there was to that funny description. It's also talking about a nakedness of their hearts.

What in the world does that mean? Well, it means that their hearts were so completely good, completely honest and completely loving, that they never had anything to hide from each other or from God. That's why the Bible calls the fellowship they had with each other "naked and unashamed." And perhaps it wouldn't surprise you to know that it is the most wonderful way imaginable to live.

God offered this incredible kind of life to Adam and Eve, not just for seventy or a hundred years, but for forever! In the middle of the Garden He placed two very special trees: one called the Tree of the Knowledge of Good and Evil; and the other called the Tree of Life. God warned Adam and Eve not to eat from the Tree of the Knowledge of Good and Evil, or they would die. But, if they lived in obedience to Him, He would give them the gift of eternal life. There would never be a time when they would not enjoy wonderful, perfect fellowship with Him and with each other. They would have children, too, who would get to enjoy and fill the earth with their love for each other and praise of God. How great was God's love for His people! He had offered them such a delightful life!

But something very terrible happened on the day of our story. Adam and Eve were no longer naked and unashamed, neither in their bodies nor in their hearts. They had cut the large leaves off of a fig tree and sewn them together as clothes to cover their bodies. And then, instead of eagerly awaiting fellowship time with God when He came to the Garden in the cool of the day, they hid themselves among the trees, hoping He

Story-telling Tips

Ahead of time:

1. Read the Bible verses and story. Pray!
2. Create story cue cards on index cards (or highlight text).
3. Practice telling story dramatically, timing your presentation. Shorten, if necessary to fit your allotted time.
4. Decorate area with story props that help bring your story alive.

During your presentation:

1. Maintain as much eye contact as possible as you tell the story. Point to/use props at important points in the story. Include the kids in your story with a few questions about what they think will happen or words/concepts that might be new to them.
2. Watch the kids for signs that their attention span has been reached. Shorten, if necessary.

would not find them.

How do you hide from someone who sees all and knows all? You can't! It's impossible! God had seen everything that had happened that day. He had watched them listen to the tempting lies Satan spoke to them through the serpent. He had felt dissatisfaction and rebellion grow in their hearts. He saw as they each chose to disobey Him and eat the fruit from the Tree of the Knowledge of Good and Evil. He watched as their eyes opened to sin and they felt its pain for the first time. He knew that Adam and Eve had put on clothes of fig leaves and hid from Him because He was holy and they had become sinners. They were ashamed and afraid. They knew they deserved to die.

The LORD came to the Garden and called out to Adam: "Where are you?"

"I heard you in the garden, and I was afraid because I was naked; so I hid," Adam replied.

"Who told you that you were naked? Have you eaten from the tree that I commanded you not to eat from?" the LORD asked Adam.

Already sin had begun to multiply in Adam's heart. He quickly thought up an answer that shifted the blame to Eve and God, Himself and would hopefully cover up his own, sinful choices: "The woman you put here with me—she gave me some fruit from the tree, and I ate it," Adam replied.

"What is this you have done?" the LORD then asked Eve.

Eve was just as quick as Adam to blame someone else and try to hide her own sinfulness: "The serpent deceived me, and I ate it," she replied.

Adam and Eve hoped God would see them as innocent victims, but God knew what was in their hearts. He saw their sin. He knew their excuses were only poor attempts to cover up their shame and rebellion. They had chosen to rebel, and as God had warned them, that meant punishment and broken fellowship.

In justice, God gave them their punishments. To the serpent He said, "Because you have done this, cursed are you above all the animals! I will shame you by making you crawl on your belly and eat dust all the days of your life."

Then God declared Satan's punishment: "You have brought hatred and rebellion into people's hearts, but not all of them will follow in your ways. Eve will have

children, and her daughters will have children after her. Some of these children will turn away from their sins and will love Me, instead. One day, one of them will come and crush your power completely, Satan—once for all time," the LORD promised.

Next Eve received her punishment: "Eve," the LORD said to her, "I created you for the joys of having children and helping your husband. Now life will be much harder for you. You will have pain when you give birth to children and you will fight against your husband's leadership over you," He told her.

Last of all, the LORD spoke to Adam: "Adam, don't blame Me or Eve for what you did. You chose to listen to your wife, instead of leading her. You chose to eat the fruit I told you not to eat. Life is going to get much harder for you, too. Because of what you have done, the very ground of the earth is cursed. You will have to work hard in the field for your food, fighting weeds and thorns. You will get old and die and your body will turn back to dust, just as I warned you would happen," He told Adam.

God's judgments were very big and very sad, but Adam and Eve knew they were so much less than they deserved. They had deserved nothing but death—right that very moment! Yet, God had treated them with such mercy! He had given them a promise that one day a Savior would come to destroy Satan and free from Satan's deathly hold all who would trust in Him. How great was the LORD's love for them, His sinful, shameful people!

The LORD pitied miserable Adam and Eve, standing before Him in their poor clothes of fig leaves. He clothed them with animal skins, the first sacrifice for sin made by God for His people. Already He was pointing to the day Jesus would save them from their sins by His own blood, shed on the cross. Then He sent them out of their garden home and away from the Tree of Life.

Perhaps that doesn't sound very loving for God to send them out of the wonderful home He made for them, but it was. The Tree of Life was only to be eaten by those who perfectly obeyed God. If Adam and Eve were to eat it right then, as sinners, it would mean eternal judgment, right then. Perhaps that is what they deserved, but the LORD in His great mercy had far better plans for them: He wanted to give them eternal life through the Savior who was to come. This Savior—

OLD TESTAMENT STORY**P.3**

the Lord Jesus—would perfectly obey God, and take the punishment for the sin and shame of all who would ever turn and trust in Him. So the LORD placed great cherubim and a flaming sword that flashed back and forth to keep them away from that Tree of Life. He didn't want to give them eternal judgment, but eternal life.

Neither Adam nor Eve--nor their children who would come after them—would ever again have hearts “naked and unashamed” before God or each other here on earth. But if they would look forward in faith to the promised Savior, then after they died, He would give them eternal life. Once more they would live unashamed and in perfect fellowship with Him and with each other. But this time, it would be much better than before: for then they would know the depths of God's love for them through the Savior, Jesus. And this time their perfect fellowship with each other and with God would never, ever end! How great was the LORD's love for them!

Cracking the Case:

It's time to answer our Case Questions.

1. Who were the Hiders? What made their hiding horrible? Adam and Eve. They had become sinners and now were afraid of God.

2. What hope did the horrible hiders get? That while they now would suffer under sin and death because of their disobedience, God, in His mercy, promised that one of Eve's children would be the Savior who would come and crush Satan: Jesus!

Something for You and Me

Our Bible Truth is:

God Treated the First Sinners with Justice and Mercy

Our Bible Verse is: Romans 6:23

“The wages of sin is death, but the gift of God is eternal life in Christ Jesus our Lord.”

What about you and me? Don't we try to blame others for our own sinful choices? Don't we try to hide the sinfulness of our hearts from God and from others? When we do this, we show that we are the daughters and sons of Adam and Eve, deserving of God's punishment for our sins, too. But how great is God's love for us, too. If we will turn from our sins and trust in Jesus, the

Savior, He promises to forgive our sin and shame even today. Then one day when we die, He will bring us to heaven to live unashamed and in perfect fellowship with Him and each other forever and ever.

Let's praise our wonderful God, who is so very merciful to all who turn and trust in Him. Let's ask Him to send His Spirit to come begin to work in our hearts the nakedness of complete honesty, love and goodness before God and others, like what Adam and Eve knew in the beginning.

Close in prayer.

Closing ACTS Prayer

A God, we praise You for being the holy and just judge of sin. We praise You for being so full of merciful!

C God, we confess that, like Adam and Eve, we have all chosen to disobey You and Your good ways. We need a Savior to pay for our sins and save us.

T God, we thank You for sending Jesus to save Your people, at just the right time, just as You promised.

S God, we ask that You would work in our hearts that we might turn away from our sins and trust in Jesus as our Savior. Help us to tell others about the mercy You offer to them through Jesus, if they will repent of their sins and trust in Him, too.

Special Words

Garden of Eden: The special home that God created for Adam and Eve in the beginning.

Fellowship with God: Knowing and enjoying God, as we were created to. The best thing we can ever experience!

ACTS PRAYER ACTIVITY

Use this sheet to write down your ACTS Prayer

Instructions:

Use this sheet to help the children apply the Bible Truth into a prayer. You can use the ACTS provided or even better, have the kids think of their own applications. Also have the children add their personal requests to the prayer, too. Lead the children in the prayer or let them pray sections, with your help. Never force a child to pray! Non-readers can participate by you whispering a section of the prayer into their ear and allowing them to pray it aloud for the group.

ADORATION:

God, we praise You for hating sin and being perfectly just. And yet, also very merciful to sinners.

God, we praise You for being.....

Add your own Adorations:

CONFESSION:

God, we confess that we, like Adam and Eve, hide our sins and blame others for things that are our fault We deserve Your punishment, too! We need a Savior!

God, we have sinned against You....

Add your own Confessions:

THANKSGIVING:

Thank You, God for not just treating us as our sins deserve, but sending us a Savior, Your Son Jesus, to save us.

God, we thank You for...

Add your own Thanksgivings:

SUPPLICATION:

God, help us to be honest before You and others about our sins. Work in our hearts, that we might turn away from our sins and trust in Jesus as our Savior. Have mercy on us!

God, we need Your help...

Add your own Supplication:

SNEAKY SNACK

Can you figure out how this snack ties in with our case?

Snack: The Serpent, the Curse and the Cross

Gummy worms (God's curse on the serpent) in Oreo cookie crumb "dust." And/or Teddy graham "Adam and Eve" lying in dust (death). And/or a "cross" made by either cutting a notch across celery stick and then fitting a cross piece of celery in the notch; or simply lying a pretzel stick across another one. (With the celery or the pretzel sticks, you can use a little cream cheese to hold the cross piece in place.)

This is only a suggestion. Feel free to modify. Be mindful of allergy issues among your children!

Case Tie-in: In the Garden of Eden, the crafty serpent tempted Adam and Eve to not be satisfied with God and what He gave them in the good fruit of the garden. He tempted them to disobey God and eat the fruit of the Tree of the Knowledge of Good and Evil, bringing sin and death to them and all of God's good world. And yet, on that day, God was so merciful to them. He promised that one of Eve's children would come to crush Satan. He would be Jesus, who died on the cross to pay for God's peoples sins, then on the third day, rise from the dead in victory.

SOUL FOOD

Food for thought during snack time

1. What does the snack have to do with the story?

Choose a few questions from the other activity discussion sheets to talk about during this snack time.

2.

3.

4.

5.

6.

7.

Directions: Read and discuss Bible Truth, using a FEW of the questions. Play game. Feel free to modify the game to fit your children.

God Treated the First Sinners with Justice and Mercy

When Adam and Eve rebelled against God, they received the terrible consequences of their sins, just as God had warned them they would. They had enjoyed a life without sin. Now all that changed. Their hearts used to be full of peace and love. Now they were afraid and selfish. Their work used to be a complete pleasure. Now it became frustrating and unsatisfying, filled with troubles. Their bodies had been full of health and life. Now they grew weak and sick. One day they would die. Worst of all, they used to enjoy wonderful fellowship with God, and now that fellowship was broken. This is what the Bible calls being dead in sin. How Adam and Eve and all God's creation groaned under sin!

Adam and Eve deserved no relief from their punishment, but God treated them better than they deserved. He gave them hope, even that day. He promised them that a son of Eve's would come to defeat Satan and bring salvation.

Who was that son? Jesus, the Son of God! He would live the perfect life that Adam and Eve should have lived, but did not. On the cross, He would offer it up as the perfect payment for the sins of all those who would ever turn from their sins and trust in Him as their Savior. God, Himself, would satisfy His justice so that He could show us mercy!

Understanding the Bible Truth

1. What happened when Adam and Eve rebelled against God? *They received the terrible consequence of their sins, just as God had warned them.*
2. What was different about Adam and Eve after they sinned? *They were afraid and selfish.*
3. Would change about their work, after they sinned? *It wouldn't be sheer pleasure any more, but often be difficult, unfruitful and unsatisfying.*
4. What happened to their bodies after they sinned? *They would suffer sickness and death.*
5. What was the worst consequence of their sin? *They no longer would enjoy the wonderful fellowship with God they had enjoyed before.*
6. What does the Bible call of these consequences of sin? *Being dead in sin.*
7. How did God show His mercy to Adam and Eve? *He promised that one day a son of Eve's would come to defeat Satan and bring salvation.*

Bible Truth Story Connection Questions

1. How does the case story point to the **Bible Truth: God Treated the First Sinners with Justice and Mercy**?
2. What did Adam and Eve do even before God gave them their punishment that showed they knew He would punish them? *They hid from Him and they tried to blame others for their own sin.*
3. What ways did God show His mercy to Adam and Eve? *He gave them animal skins for clothes; promised to send a Savior to crush Satan; kept them from eating from the Tree of Life so that they would not face His immediate, eternal judgment, but by faith in the Savior and receive eternal life through Him.*

Bible Verse Connection Question

1. What does the Bible Truth have to do with our Bible Verse: **Romans 6:23**: "For the wages of sin is death, but the gift of God is eternal life in Christ Jesus our Lord."?
God justly gave Adam and Eve punishments and death for their sinful working against Him and His good ways. But, He also gave them the promise of eternal life through Jesus, the son of Eve who would crush Satan once and for all.

Life Application Questions

1. How does God want us to respond to His mercy? *By confessing our sins to Him and trusting Jesus as our Savior.*

ACTS Questions

1. What is something we can praise God for because of this Bible Truth? *Praise God for being perfectly just; and yet also, so very merciful.*
2. What are sins we can confess to God because of this Bible Truth?
Confess that we, like Adam and Eve, hide our sins and blame others for things that are our fault. We deserve His punishment! We need a Savior!
3. What is something we can thank God for because of this Bible Truth?
Thank God for not just treating us as our sins deserve, but sending us a Savior to save us.
4. What is something we can ask God for because of this Bible Truth?
We can ask God to work in our hearts that we would want to turn away from disobeying Him and trust in this wonderful Jesus as our own Savior. Help us be honest before Him and others with our sins and our need for mercy.

The Gospel

1. God showed His just punishment of sins and His mercy through Jesus. This what the gospel is all about. Can you tell me the gospel?
God is the good Creator and King of the world. He made people to worship Him and live by His good laws. But we are all sinners who have rebelled against Him. We all deserve death--God's just, eternal punishment for our sins. How terrible! But God has good news for us. In His great mercy, God sent His Son Jesus to earth to save sinners. Yes, Jesus, the perfect Son of God, left His home in heaven and became a man. He lived the perfect life that pleases God. (He's the only one who has ever done that!) He offered it up to God His Father as the perfect sacrifice for sins when He suffered and died on the cross. Then, on the third day, Jesus rose from the dead in victory. He had fully paid for the sins of God's people, so they wouldn't have to! Now all who turn away from their sins and trust in Jesus as their Savior will receive forgiveness of sins and eternal life with God. They will be His very own special people who will know Him and enjoy Him forever. We can be God's people, too, if we turn from our sins and trust in Jesus as our own Savior.

Game: Omit! Obey!

Materials

Bible Truth Questions

Preparing the Game

1. Choose 20+ questions for your game from the Bible Truth Discussion Questions, or make up your own.
2. Write the Bible Truth questions on small thin strips of paper (or make a photocopy of the Bible Truth Discussion Questions and simply cut them into strips) and put them in the bag/bowl.

Playing the Game

Divide the children into two teams, having them line up in straight lines, arms' length apart, side to side. The leader stands at one end of the two lines and tells the children that he/she will tell them to do a certain action, saying "Obey" or "Omit" right before doing it. Children are to do the action if the leader says "Obey", but NOT do it if they say "Omit" first. Any child caught moving when the leader has said "Omit" is identified and is the Question Chooser for the class. If the class answers the question correctly, then the child resumes play. If not, then the child must sit out until another round when a correct answer is given.

Game continues as number of questions, time, and attention span allow.

NOTE: Have children who are "Out" help give you ideas for actions.

Non-competitive Option

Let the Question Chooser immediately back into the game, even if the class misses the question. Add the missed question back into the bag for further review.

Optional TAKING IT TO OTHERS Activity: Quiz Questions

Have the children choose a few of the questions from the game to ask the parents/other children during TAKING IT TO OTHERS time. Help pre-readers by whispering the question in their ear and letting them ask it aloud to the parents/other children. Make sure you read the Bible verse aloud before you ask your questions.

Directions:

1. Write words to song in large print before class.
2. Play the song for the children, helping them follow along on the song sheet.
3. Discuss the song, using a few questions from the discussion sheet. *Don't use them all!*
4. Introduce sign language for key words of your choice from sign language sheet for your song. Use as few or as many as you think the children can learn.
5. Sing and sign the song. Sign language as well as large format lyrics and sheet music are found in the PFI Unit Songbook or online.
6. If desired, play the Song Game.

Optional TAKING IT TO OTHERS Activity: Presenting and Singing the Song

1. Sing and sign the song, encouraging the watching children/parents to join in.
2. Ask the class some of the questions listed below. The Bible Truth Connection Question is particularly good to help them understand how the song ties in with the Bible Truth.

Come, Ye Sinners, Poor and Needy

Verse 1

Come ye sinners, poor and needy,
Weak and wounded, sick and sore;
Jesus ready stands to save you,
Full of pity, love, and pow'r.

Listen to it on PFI NIV Songs 6, Track 9

Understanding the Song

1. What is a sinner? *Someone who thinks, says and acts in ways that do not please God.*
2. What words describe a sinner? What do they mean? *Poor and needy: not that they don't have money, but that they have no way to "pay" for their sins. Weak and wounded, sick and sore: Not only are their bodies suffer under weakness, wounds, sickness or soreness, but their hearts are weak and hurt from fighting sin. They suffer from sadness and guilt.*
3. Who should a sinner come to? Why? *Jesus, because He stands ready to save you.*
4. How does Jesus receive sinners who come to Him? *He is full of pity (sad that you are suffering and desiring to help you), love and power (through His life offered up on the cross)*
5. Who is the song writer going to? How will He receive him? *Jesus. He will embrace him in His arms.*
6. What he mean when he says Jesus will embrace him in His arms? *Not that Jesus will really give him a hug, but that He will rejoice that he has come to Him for salvation, and that He loves him tenderly. In heaven, though, Jesus WILL really hug him!*
7. What does it mean that there are ten thousand charms in the arms of Jesus? *A charm is something that delights you. Knowing Jesus' love and forgiveness, being in His family, are so wonderful that it is like getting ten thousand of the things that delight you most, all rolled up into one. There is nothing as wonderful as knowing and being loved by Him.*

Bible Truth Connection Question

1. How does this song relate to our **Bible Truth: God Treated the First Sinners with Justice and Mercy?** *Adam and Eve--and all people after them-- suffer the consequences of their sinful rebellion. Everyone is poor and in need of a Savior. Everyone is weak and weary, sick and sore from sin. God, in His great mercy, promised Adam and Eve that one day He would send a Savior to crush Satan. Jesus paid for the sins of all who would ever turn and trust in Him. He welcomes them tenderly to come to Him and know the ten thousand charms of His love.*

Story Connection Question

1. How does this song relate to the story? *Adam and Eve changed from having the happiest lives that anyone could live, to be so very poor and needy, weak and weary, sick and sore as a consequence of their rebellion against God. How full of pity God was to these first, poor sinners on that day! He offered them the hope of a Savior one day who would crush their enemy, Satan. This Savior--Jesus, would pay the price for sins and bring eternal life to all who would repent and believe in Him. He offers this gift to us, too!*

Bible Connection Question

1. What does this song have to do with our **Bible Verse: Romans 6:23**: "For the wages of sin is death, but the gift of God is eternal life in Christ Jesus our Lord."

We are all sinners who deserve death. God, in His great mercy, calls us to come to Jesus for forgiveness of our sins. Jesus stands ready to save all who turn from their sins and trust Him as their own Savior. He is full of pity, love and power to give them the gift of eternal life.

Life Application Questions

1. How can God's people be affected by the message of this song? *They can praise God for leading them with His good and unfailing plans. They can ask Him to help them not to complain or long for something different than what is His good plan, but to trust in Him and His good plans.*

2. What is the best first step do we need to take if we want to be a faithful follower of God? *That God would work in our hearts that we might turn from our sins and trust Jesus as our Savior. We can ask Him to work in our hearts that we would be His faithful follower all our lives.*

ACTS Questions

1. What is something we can praise God for from this hymn?

Praise God for being the gracious God, full of pity, love and power, to save sinners.

2. What are sins we can confess to God from this hymn?

Confess that we are weak, wounded, sick and sore, with sin. We deserve God's punishment. We need a Savior!

3. What is something we can thank God for from this hymn?

We can thank God for not treating sinners just as their sins deserve, but for standing ready to save all who turn from their sins and trust in Jesus as their own Savior. He is so full of pity, love and power!

4. What is something we can ask God for from this hymn?

That God would work in our hearts that we might turn from our sins and trust Jesus as our Savior. We can ask Him to heal us of the weakness, wounds, sickness and soreness of sin in our lives. We can ask Him for His eternal life.

Gospel Question

1. Why does God not just judge our sins as we deserve, but stands ready to save us? Because of what Jesus has done! Can you tell me the good news of Jesus?

God is the good Creator and King of the world. He made people to worship Him and live by His good laws. But we are all sinners who've rebelled against Him. We all deserve death--God's just, eternal punishment for our sins. How terrible! But God has good news for us. In His great mercy, God sent His Son, Jesus to earth as a man to save sinners. He lived the perfect life that pleases God. (He's the only one who's ever done that!) He offered it up to God His Father as the perfect sacrifice for sins when He suffered and died on the cross. Then, on the third day, Jesus rose from the dead in victory. He had fully paid for the sins of God's people, so they wouldn't have to! Now all who turn away from their sins and trust in Jesus as their Savior will receive forgiveness of sins and eternal life with God. They will be His very own special people who will know Him and enjoy Him forever. We can be God's people, too, if we turn from our sins and trust in Jesus as our own Savior.

Song Game: Sign It, Say It, What Does It Mean?

Materials

Sign Language Signs and Song

White board and marker

Eraser

Preparing the Game

1. Write the words to the song on a white board.

Playing the Game

1. After children have learned the song and signs well, then tell the children that you are going to leave out words from the song (that you've learned signs for) and just do the sign in its place.
2. Have the children help you choose a word to take out. Erase the word from the board. Review the sign the for erased word.
3. Sing the song, trying to remember to NOT sing the word and do only the sign.
4. Continue to take out words until all of the words (with signs) have been taken out.

Game continues as number of questions, time, and attention span allow.

choose a FEW questions for discussion, then choose the game and/or music activity

Meditation Version: Romans 6:23

“For the wages of sin is death, but the gift of God is eternal life in Christ Jesus our Lord.”

Understanding the Bible Verse

1. What are wages? *Something you get paid for the work you do.*
2. What is sin? *Saying, doing, thinking, being anything that does not please God.*
3. What does it mean that we get wages for sin? *Sin is working against God and His good ways. God is just and perfectly holy. He hates sin. He promises us that when we work against Him, there will be consequences. Those consequences are the wages—or the payment—you get for your sinful ways.*
4. What are the wages of sin? That is, what are the consequences God promises to those who work against Him? *Death.*
5. What is death? *Death is not just our bodies dying. It is also something that happens in our hearts. We are cut off from the fellowship of God that He made us to enjoy with Him. If we do not turn from our sins, confess them to Jesus and trust in Him to save us from our sins, then our final punishment will be eternal death. It will be punishment that never ends, away from God and everything that is good. How terrible!*
6. What is a gift? *Something someone gives to you, not because you earned it, but because they wanted to give it to you.*
7. What is the gift of God? *Eternal life.*
8. What is eternal life? When does it begin? *It is having restored fellowship with God here on earth; then, living on forever with Him after we die in perfect fellowship (and in new bodies perfectly suited for life with Him.) It starts the moment we turn from our sins and trust Jesus as our Savior.*

Bible Truth Connection Question

1. What does this verse have to do with the **Bible Truth: God Treated the First Sinners with Justice and Mercy?** *Because God is good and just, He punishes sin. When Adam and Eve rebelled against God, He punished their sin. What is the punishment for sin? It is death—separation from God and all His good ways. Adam and Eve knew some of that separation from God that very day. When their bodies died they deserved to know complete separation from Him. But God is so very merciful. He treats sinners who repent of their sins and trust in Him so much better than they deserve! That same day God gave Adam and Eve the punishment for their sins, He also gave them the promise of eternal life through Jesus, the son of Eve who would crush Satan once and for all.*

Story Connection Questions

1. What does the verse have to do with our story? *Now that Adam and Eve were sinners, they would never be able to please God with their lives. Their sins had earned them death. Now they could only know eternal life with God if they trusted in the Savior He promised to send to crush Satan.*

Life Application Questions

1. Can you ever do enough good things to please God? Why or why not? *We can never do enough good things to please God. Only a perfect life pleases God. We all have sinful hearts and do sinful things. Only Jesus lived the perfect life that pleases God. That's why only He can give us eternal life as a gift.*
2. God Himself has provided a way through Jesus for sinful people to receive the gift of eternal life they do not deserve. What does He call us to do? *To turn away from our sins, confess them to Him and trust in Jesus as our own Savior.*

ACTS Questions

1. What is something we can praise God for from this Bible Verse?

Praise God for being the Giver of Eternal Life as His gift.

2. What are sins we can confess to God from this Bible Verse?

That we are all sinners who have earned death because of our disobedience to God. We deserve God's punishment! We need a Savior!

3. What is something we can thank God for from this Bible Verse?

We can thank God that He offers eternal life to all those who turn from their sins and trust in Jesus as their own Savior.

4. What is something we can ask God for from this Bible Verse?

We can ask God to work in our hearts that we would want to turn away from disobeying Him and trust in this wonderful Jesus as our own Savior. That God would forgive our sins and give us eternal life, that we can know Him, enjoy Him and obey Him forever.

Gospel Question

1. What have we done to deserve death? What has Jesus done to offer us the gift of eternal life? What is the gospel? *God is the good Creator and King of the world. He made people to worship Him and live by His good laws. But we are all sinners who have rebelled against Him. We all deserve death--God's just, eternal punishment for our sins. How terrible! But God has good news for us. In His great mercy, God sent His Son Jesus to earth to save sinners. Yes, Jesus, the perfect Son of God, left His home in heaven and became a man. He lived the perfect life that pleases God. (He's the only one who has ever done that!) He offered it up to God His Father as the perfect sacrifice for sins when He suffered and died on the cross. Then, on the third day, Jesus rose from the dead in victory. He had fully paid for the sins of God's people, so they wouldn't have to! Now all who turn away from their sins and trust in Jesus as their Savior will receive forgiveness of sins and eternal life with God. They will be His very own special people who will know Him and enjoy Him forever. We can be God's people, too, if we turn from our sins and trust in Jesus as our own Savior.*

Game: Simon Says How

Materials

Bible verse written up in large print so that all can see

A die

Die Number and Action Chart (see below)

Preparing the Game

Make a sign as follows:

1 = Head

2 = Feet

3 = Hands

4 = Head and Feet

5 = Feet and Hands

6 = Whole Body

Learning the Verse

Some or all of your children may be non- or early readers. Teach the verse in sections, having them say it after you. Repeat a few times. Add clapping or other movement as they say it.

Directions

1. If desired, lead the children in a discussion of a **FEW** of the most important questions before beginning game.

2. Explain the game to them as follows:

Have the children spread out facing the leader. Tell the children that they are going to play "Simon Says How", a game in which everyone will take turns making up different actions that they will try to do while trying to say the verse. Explain that "Simon" will roll the die and make up actions that use the parts of the body that correspond to the number on the chart. Everyone else will then recite the verse while doing the actions "Simon" made up. Simon will then choose another person to be Simon in his place.

Game continues until all children get to be Simon, or as time and attention span allow.

Optional TAKING IT TO OTHERS Activity: Quiz Questions

Have the children choose a few of the questions from the game to ask the parents/other children during TAKING IT TO OTHERS time. Help pre-readers by whispering the question in their ear and letting them ask it aloud to the parents/other children. Make sure you read the Bible verse aloud before you ask your questions.

Directions:

1. Write words to song in large print before class.
2. Play the song for the children, helping them follow along on the song sheet.
3. Discuss the song, using a few questions from the discussion sheet. *Don't use them all!*
4. Introduce sign language for key words of your choice from sign language sheet for your song. Use as few or as many as you think the children can learn.
5. Sing and sign the song. Sign language as well as large format lyrics and sheet music are found in the PFI Unit Songbook or online.
6. If desired, play the Song Game.

Optional TAKING IT TO OTHERS Activity: Presenting and Singing the Song

1. Sing and sign the song, encouraging the watching children/parents to join in.
2. Ask the class some of the questions listed below. The Bible Truth Connection Question is particularly good to help them understand how the verse ties in with the Bible Truth.

For the Wages of Sin Is Death

For the wages of sin is death,
 But the gift of God is eternal life,
 Through Christ Jesus our Lord.
 For the wages of sin is death,
 But the gift of God is eternal life,
 Through Christ Jesus our Lord.
 Romans Six, twenty-three.

Listen to it on PFI NIV Songs 6, Track 10

Song Game: Pass the Secret Sign**Materials**

Sign Language signs used in song, particularly choose words with important meanings you want the children to learn, such as "grace", "redeem", etc.

Bag or bowl

Blindfold

Preparing the Game

1. Cut out signs and put in bowl.

Playing the Game

1. Practice the song and signs until the children know them well.
2. Have all the children stand in a tight circle, except one, "It," who will stand in the middle of the circle, blindfolded.
3. Have the children in the circle to put their hands behind their backs. Choose a sign from the bag and hand to a child in the circle, still keeping hands behind their backs, not looking at the sign.
4. When "It" says "Pass the Secret Sign", the children will begin to pass the sign around behind their backs.
5. When "It" says "Stop the Passing!" the child who has the sign freezes with the sign behind his back.
6. The child with the sign brings it around and looks at it. You can help the child practice the sign.
7. Then take the blindfold off of "It", watch the child with the card do the sign, then have "It" guess the name of the sign. (If desired, "It" can ask another child in the circle for help with their guess.)

Directions: Read and discuss Bible Truth, using a FEW of the questions. Play game. Feel free to modify the game to fit your children.

General Story Questions

1. How were Adam and Eve "naked and unashamed?" *They were without sin and had nothing to hide from God or each other. They had completely loving, honest, and good fellowship with each other and with God.*
2. Why did Adam and Eve hide from God? *They knew He was holy and they were sinful. They were afraid of His punishment.*
3. Why was it silly for Adam and Eve to hide from God? *He sees everything, all the time.*
4. What did God do when He came to the Garden in the cool of the day? *He called out and asked Adam where he was.*
5. Who did Adam blame for his own sin? *Eve and God (because He gave Eve to him.)*
6. Why did Adam not want to take his own blame? *He knew that God had promised death to them if they ate the fruit. He didn't want to die.*
7. What reason did Eve give for what she did? *The serpent deceived her.*
8. Who did the LORD not give a chance to give his reasons for what he did? *The serpent.*
9. What punishment did the LORD give the serpent? *Cursed him above all animals; would crawl on belly in the dust.*
10. What punishment did the LORD give Satan through the serpent? *Told him that some of Eve's children would always fight against him. Promised that one day one of her children would come and crush him once and for all.*
11. What punishment did the LORD give Eve? *Childbirth would be painful; she would fight against her husband's leadership over her.*
12. What punishment did the LORD give Adam? *He would have to grow his own food from the ground, fighting thorns and weeds. He would grow suffer, grow old and die.*
13. What happened to the curse because of Adam? *It was cursed. Would not grow crops without difficulties any more.*
14. Why did the LORD put cherubim and a flaming sword at the entrance to the Garden of Eden? *To keep them from the Tree of Life. They were sinners. Eternal life was the reward only for those who live in perfect obedience to God. They would only receive immediate, eternal punishment if they ate from it now. The LORD planned to send Jesus to save them so they could eternal life through His death on the cross in payment of their sins.*
15. How did the LORD treat Adam and Eve mercifully? *He gave them clothes of animal skins; He promised a Savior to crush Satan; He kept them from the Tree of Life so that they might be saved.*

Bible Truth Connection Questions

1. What did Adam and Eve do even before God gave them their punishment that showed they knew He would punish them? *They hid from Him and they tried to blame others for their own sin.*
2. What ways did God show His mercy to Adam and Eve? *He gave them animal skins for clothes; promised to send a Savior to crush Satan; kept them from eating from the Tree of Life so that they would not face His immediate, eternal judgment, but by faith in the Savior and receive eternal life through Him.*

Life Application Questions

1. How do we act like Adam and Eve? *We hide our sins; we put the blame on someone else so we won't get the punishment we deserve.*
2. What must we do if we want God to have mercy on us? *Turn from our sins and trust in Jesus as our Savior.*

Bible Verse Connection Question

1. What does the story have to do with our **Bible Verse: Romans 6:23**: "For the wages of sin is death, but the gift of God is eternal life in Christ Jesus our Lord." ?
Now that Adam and Eve were sinners, they would never be able to please God with their lives. Their sins had earned them death. Now they could only know eternal life with God if they trusted in the Savior He promised to send to crush Satan.

ACTS Questions

1. What's something we can praise God for from this story? *Praise God for being the Holy and Just Judge of Sin; and for being so full of mercy for sinners.*
2. What's something we can confess from this story? *Confess that like Adam and Eve we have all chosen to disobey God and His good ways. We deserve His punishment. We need a Savior!*
3. What's something we can thank God for from this story? *We can thank God for His great mercy to sinners through Jesus.*
4. What is something we can ask God for from this story? *We can ask God to work in our hearts, helping us to turn away from our sins and trust Jesus as our own Savior. We can ask Him to help us to tell others about the mercy of God they can know through Jesus.*

The Gospel

1. What is the good news of Jesus that brought hope to Adam and Eve and all people?
God is the good Creator and King of the world. He made people to worship Him and live by His good laws. But we are all sinners who have rebelled against Him. We all deserve death--God's just, eternal punishment for our sins. How terrible! But God has good news for us. In His great mercy, God sent His Son Jesus to earth to save sinners. Yes, Jesus, the perfect Son of God, left His home in heaven and became a man. He lived the perfect life that pleases God. (He's the only one who has ever done that!) He offered it up to God His Father as the perfect sacrifice for sins when He suffered and died on the cross. Then, on the third day, Jesus rose from the dead in victory. He had fully paid for the sins of God's people, so they wouldn't have to! Now all who turn away from their sins and trust in Jesus as their Savior will receive forgiveness of sins and eternal life with God. They will be His very own special people who will know Him and enjoy Him forever. We can be God's people, too, if we turn from our sins and trust in Jesus as our own Savior.

Game: Secret Agent

Materials

Various detective looking items (a hat, dark glasses, tie, suit, watch, etc)
Paper and Marker
Tape
Story Review Questions

Preparing the Game

1. Choose 20+ questions for your game from the Story Review Discussion Questions, or make up your own.
2. Write out the questions on small, thin strips of paper. (Or photocopy the review questions and cut them apart). Tape (or pin) each of these in secret places on the detective outfit, such as on the bottom of your shoe, underneath your watch band, inside the hat, on the side of the glasses, etc.

Playing the Game

Divide the children into two teams. Teams will take turn having one of their members guess where a location of a Story Review question on your detective outfit. A team gets a point for finding a question and a point for answering the question correctly. Have the children be specific in their guesses, such as: "on top of your hat" or "inside your hat", or "under your left shoe , etc. That makes for more of a challenge.. If a team is unable to answer the question correctly, the other team can try to answer it for a point.

Game continues until the children find all the questions, or as number of questions, time, and attention span allow.

Non-competitive Option

Don't split into teams. Tell the children how many questions you have hidden on your outfit and challenge them to work together to find them all and answer the questions. Keep track of how many questions they've found with tally marks on a piece of paper.

Optional TAKING IT TO OTHERS Activity: Quiz Questions

Have the children choose a few of the questions from the game to ask the parents/other children during TAKING IT TO OTHERS time. Help pre-readers by whispering the question in their ear and letting them ask it aloud to the parents/other children.

CASE REPLAY ACTIVITIES

Use this guide to review the Case Story and act it out for others to enjoy!

CASE REPLAY, JR: YOUNGEST CHILDREN

Description: The children will act out the story together, everyone doing the same action/sound effect at the same time. This activity is most suitable for kindergarteners.

Materials

The Case RePlay, Jr. script for younger children

Preparation

1. Read through the script and write in the blanks along the side possible actions/sound effects the children could do to act it out.

Instructions

1. Tell the children that they will be re-enacting the story together as you tell it.
2. As you read the script, lead the children in actions/sound effects to do with you.
3. If desired, you can read the script and stop at certain sentences and ask them what a good action/sound effect would be to act out what you just read.
4. Repeat the re-enactment one or two times more.

CASE REPLAY, SR: OLDER CHILDREN

Description: The children act out the story as a three-scene play. You will narrate it using the Case RePlay, Sr. script and they will act it out (no spoken words, for the most part), with each child assuming a different character's role. This activity is most suitable for first grade and up. You will review the story, then practice it a few times before performing it for others.

Materials

The Case RePlay, Sr. script
White board or other large format paper
Costumes and props

Preparation

1. Prepare for the play by choosing costumes and props for each character in the story. Decorate the area with any scenery props.
2. Write the words "Beginning," "Middle," "End" on a large piece of paper/whiteboard with plenty of space under each heading. You will use this paper to help the children think about the story as a three-scene play, as it is presented in the script.

Instructions

1. Tell the children that they will get to act out the story as a three-scene play, with a beginning, middle and end section. Tell them that before they can act it out, they need to think it out. as you narrate it with your script.
2. Take the children's answers as they recount the story, helping them put key incidents in the right order.
3. If desired, when they have filled in their Beginning, Middle, End, read through your whole (real) script, so they hear exactly what you will have them act out.
4. Then tell the children that it's time to practice acting out the story.
5. Assign parts to each child. If you are using costumes, do NOT give them out at this point. They will be a distraction.
6. Have all the children sit on the floor or in chairs on one side of the "stage," then call the characters up in place as their part in the story comes.
7. As you read the script, guide the children in where you want them to move or do to act it out.
8. After going through the whole script once, give out any costumes and props and act out the script once or twice more.

Optional TAKING IT TO OTHERS Activity: Re-enacting the Story

Read the script as the children act out together (younger) or assuming different roles (older) as the other children or the parents watch.

CASE REPLAY, JR--YOUNGER KIDS (KINDERGARTEN) P.2

“Welcome to our play! The name of our story is called: The Case of the Horrible Hiders.

This is an Old Testament story. It takes place in the Garden of Eden, back in the beginning of the world.

And now we present: “The Case of the Horrible Hiders.”

Scene 1:

Adam and Eve have made coverings of fig leaves for themselves. They are no longer naked and unashamed. They have sinned. They hear the LORD coming to meet with them and try to hide from Him among the trees of the Garden. It is impossible to hide from God. He knows everything. He already knew exactly what had happened between the serpent and Adam and Eve. The LORD calls out, asking where Adam is. Adam tells Him that he is hiding because he heard Him coming, knew he was naked and was afraid. The LORD asks Adam who told him he was naked? He asks if he ate from the Tree? Adam makes blames God and Eve, saying the woman God gave him gave him the fruit. He doesn't want to get in trouble. The LORD asks Eve what she has done. Eve shifts the blame to the serpent, making it all his fault because he deceived her.

Actions:

Scene 2:

The LORD gives out His punishments, starting with the serpent. He curses the serpent above all other creatures. He changes him so that he will crawl on its belly in the dust because of what he did. He tells Satan through the serpent that there will always be children of Eve's who fight against him; and, that one day, one of her children will crush his power for all time. The LORD tells Eve that having children will now be painful for her. And, she will struggle with her husband's leadership over her. He tells Adam that his work will no longer be a joy, but he will have to fight weeds and thorns to grow his own food. He (and Eve) will grow old and die.

Scene 3

The LORD made Adam and Eve clothes from animal skins to replace their poor fig leaves; then, He sent them out of the Garden, never to return again. He placed cherubim and a flaming sword across the entrance so they could not eat from the Tree of Life. Eternal life was only for those who perfectly obeyed God. Sinners who ate from it would immediately face eternal judgment, without hope of mercy. He planned to send Jesus to save sinners. He would live a perfect life, offer it up as the perfect sacrifice for the sins of all who would ever believe in Him. Through Him, people would once more be able to live in wonderful fellowship with God. And this time, it would last forever and ever. The LORD had been perfectly just, but so very, very merciful, too.

Bible Truth Tie-In:

The Bible Truth we are learning is: **God Treated the First Sinners with Justice and Mercy.** Today's story tells us how God gave Adam and Eve the consequences of their sins, but also promised to send a Savior who would defeat Satan and bring salvation.

CASE REPLAY, SR--OLDER KIDS (1ST GRADE AND UP) P.3

"Welcome to our play! The name of our story is called: The Case of the Horrible Hiders. This is an Old Testament story. It takes place in the Garden of Eden, back in the beginning of the world.

The characters in our story are: God, Satan, Adam and Eve, Cherubim, Jesus

And now we present: "The Case of the Horrible Hiders."

Scene 1: (Beginning)

Adam and Eve have made coverings of fig leaves for themselves. They are no longer naked and unashamed. They have sinned. They hear the LORD coming to meet with them and try to hide from Him among the trees of the Garden. It is impossible to hide from God. He knows everything. He already knew exactly what had happened between the serpent and Adam and Eve. The LORD calls out, asking where Adam is. Adam tells Him that he is hiding because he heard Him coming, knew he was naked and was afraid. The LORD asks Adam who told him he was naked? He asks if he ate from the Tree? Adam makes blames God and Eve, saying the woman God gave him gave him the fruit. He doesn't want to get in trouble. The LORD asks Eve what she has done. Eve shifts the blame to the serpent, making it all his fault because he deceived her.

Scene 2: (Middle)

The LORD gives out His punishments, starting with the serpent. He curses the serpent above all other creatures. He changes him so that he will crawl on its belly in the dust because of what he did. He tells Satan through the serpent that there will always be children of Eve's who fight against him; and, that one day, one of her children will crush his power for all time. The LORD tells Eve that having children will now be painful for her. And, she will struggle with her husband's leadership over her. He tells Adam that his work will no longer be a joy, but he will have to fight weeds and thorns to grow his own food. He (and Eve) will grow old and die.

Scene 3 : (End)

The LORD made Adam and Eve clothes from animal skins to replace their poor fig leaves; then, He sent them out of the Garden, never to return again. He placed cherubim and a flaming sword across the entrance so they could not eat from the Tree of Life. Eternal life was only for those who perfectly obeyed God. Sinners who ate from it would immediately face eternal judgment, without hope of mercy. He planned to send Jesus to save sinners. He would live a perfect life, offer it up as the perfect sacrifice for the sins of all who would ever believe in Him. Through Him, people would once more be able to live in wonderful fellowship with God. And this time, it would last forever and ever. The LORD had been perfectly just, but so very, very merciful, too.

Bible Truth Tie-In:

The Bible Truth we are learning is: **God Treated the First Sinners with Justice and Mercy.** Today's story tells us how God gave Adam and Eve the consequences of their sins, but also promised to send a Savior who would defeat Satan and bring salvation.

A Flaming, Flashing Sword

Description

Children will make a cardboard and foil sword with flames that rotates around on a nail.

Materials

Cardboard enough to make one sword shape per child

Foil (or silver crayons)

Clear packing tape

Orange, Yellow and Red Construction Paper and Glue Sticks

Construction Paper or White card stock and orange, Yellow and Red Crayons

1 small potato OR 1 2"x 2"x1" block of wood per child

1 2" nail with head, per child

A Hammer, if using the block of wood

Preparing the Craft

1. Copy Pattern #1 (sword) onto cardstock, one per child
2. Cut a rectangular piece of foil long and wide enough to cover blade of sword, one per child.
3. Make copies of Patterns 2,3,4 onto white cardstock or red, orange, yellow construction paper, one of each per child. If using white cardstock, put out markers for the children to color in the flames.
4. Lay out each child's supplies, reserving the pencils and nails.

Making the Craft

1. Show the sample of the craft you have made.
2. Have the children cover the blade part of their sword shapes with foil. Excess foil can be folded over the back side of the sword.
3. Secure the foil in place with a long piece of clear packing tape that runs the length of the sword.
4. If using colored construction paper for the flame, have the children glue the smaller flame shapes onto the large red shape, giving a kind of 3-D look to their flame.
5. If using white paper, have the children color it using the red, orange, and yellow crayons.
6. Attach the flames to the top of the sword's blade in the back so that the flames fan out, using the clear packing tape.
7. Poke a nail through the place the handle crosses the shaft of the sword. Rotate the sword around the nail a few times to loosen up the hole a little so that the sword can spin freely.
8. Stick sharp end of the nail into potato/hammer into wood block.
9. Have the children hold their sword by the potato/wood block, then spin it.

Optional TAKING IT TO OTHERS Activity: Craft Presentation

If you are presenting the craft to other children or parents the children can hold up their crafts (or your model craft) and read their Bible Truth Connection answers to explain the importance of the craft.

CASE CRAFT**Discussion Guide****Instructions:**

As the children are settled into making their craft, ask them these questions to help them understand the craft's significance. Use the answers provided to guide the children's answers.

Discussion Questions

1. Who did the LORD send out of the Garden of Eden? *Adam and Eve.*
2. What did He use to keep them out? *He placed cherubim with a flaming sword that flashed back and forth in front of the entrance.*
3. Why did God not want them to go back into the Garden?
To keep them away from the Tree of Life, so they would not eat of it and receive His immediate, eternal judgment.
4. What is the Bible Truth that we are learning?
God Treated the First Sinners with Justice and Mercy.
5. What does our craft have to do with our Bible Truth: God Treated the First Sinners with Justice and Mercy?
The LORD justly punished Adam and Eve for rebelling against Him. Now they would have burdensome work, grow old and die. But in His mercy, God set cherubim and a flashing sword to guard the way back to the Tree of Life. He wanted to prevent them from eating from it, which would only bring His immediate, eternal punishment upon them as sinners. He wanted to forgive their sins and give them eternal life through Jesus, the promised Savior.
6. What can this craft help us remember?
How great is God's mercy to His people! He keeps them from judgment so that He might show them mercy instead.

TAKING IT TO OTHERS**Craft Presentation****Instructions:**


Have children hold up your model craft/their crafts. Choose five children (or you say) the five sections below to explain the craft's importance.

Presentation:


1. Our craft is: A Flaming, Flashing Sword.
2. In front of the entrance to the Garden of Eden, the LORD placed cherubim with a flaming sword, flashing back and forth, to keep Adam and Eve out of the Garden of Eden and away from the Tree of Life so that they would not eat from it and receive His immediate, eternal judgment.
3. Bible Truth 2 is: God Treated the First Sinners with Justice and Mercy.
4. The LORD justly punished Adam and Eve for rebelling against Him. Now they would have burdensome work, grow old and die. But in His mercy, God set cherubim and a flashing sword to guard the way back to the Tree of Life. He wanted to prevent them from eating from it, which would only bring His immediate, eternal punishment upon them as sinners. He wanted to forgive their sins and give them eternal life through Jesus, the promised Savior.
5. Our craft can help us remember how great is God's mercy to sinners! He withhold immediate judgment from us, so that He might show them mercy, through Jesus, instead.


Note: Even non-readers can participate in presenting the craft, if you will whisper what they are to say in their ear and let them say it aloud for the others to hear.

Craft Pattern #1



Craft Pattern #2





BEFORE CLASS:**1. PICK YOUR PERSON**

VIPPs can be anyone in your church! Typically, they fall into 6 categories: Church staff, Elders, Deacons/deaconesses, Special Volunteers (people who aren't paid, but spend a lot of time helping out in particular ways), Supported Workers (aka missionaries), and Church Members.

2. GATHER YOUR FACTS

Use the VIPP Information Sheet to write down the facts about your VIPP. The information on this worksheet is used in the VIPP activities, listed in the "Choose an Activity" section below.

DURING THE ACTIVITY:**1. INTRODUCE YOUR VIPP**

Introduce your VIPP to the children, using the VIPP Information Sheet. Fill in a set of VIPP Clue Cards with the information for your VIPP. If desired, you can even have the actual person come into class for the children to meet.

Need help describing what someone does for the church in a kid-friendly way? Check out the list of common VIPPs on the Praise Factory website in the PFI Resources. There are lots of kid-friendly descriptions for common VIPP's, such as pastors, elders, deacons and a lot more.

2. PRAY!

Lead the children in praying for the VIPP. Ask the children if they would like to pray for one of the VIPPs prayer requests. Even non-readers can pray for the VIPP if you whisper the prayer request in their ear, then let them say it aloud. Never force a child to pray!

3. CHOOSE AN ACTIVITY

There are two activities you can use to help the children learn about the VIPP:

VIPP Clue Cards: These are nine coloring sheets in which children fill in the nine things they learn about the VIPP from the VIPP Information Sheet. Photocopy a set of each child. Use as few or as many of these Clue Cards as you desire.

VIPP Game: This is a game that uses a set of Clue Cards for one or two VIPPs.

Choose a VIPP and fill in his/her information on the VIPP Information Sheet. Fill in a set of VIPP Clue Cards with the information for your VIPP. Tell the children about the VIPP, having them fill in the VIPP Clue Cards with the key facts as they learn them. Write any words the children need to write on a white-board or other piece of paper so they can see how to spell them. Help younger children write these words on their clue cards. Ideas for how to tell the children about many common VIPPs are listed at praisefactory.org with the Resources for this Bible Truth.

Optional TAKING IT TO OTHERS Activity: Introduce and Pray for the VIPP

If you are presenting the VIPP to other children or parents you can assign children to hold up the 10 clue cards and say what each card tells about the VIPP. (Or, you can have the children hold them up as you tell what each one means.) Then lead the children in praying for the VIPP.

Game: Mix and Match

Materials

Information for two VIPPs

2 Set of Clue Cards

Bag

Preparing the Game

1. Fill in one set of clue sheets for each of the VIPPs you are using.
2. Put all the Clue Cards in a bag, except for the ones with the names and pictures of the VIPPs.

Playing the Game

Reveal: Tell the children about each VIPP, showing them your filled-in clue cards as you tell about them.

Review: Put all the Clue Cards for both VIPPS in the bag. Mix up. Have children take turns pulling clues out and have the class try to remember which clue goes with which VIPP. You can make this a team game by splitting the children into two teams and giving points when their team players correctly put a clue in the right place.

VIPP INFORMATION SHEET

VIPP NAME:

WHAT VIPP LOOKS LIKE

Man or Woman? _____

Hair color? _____

Eye color? _____

FAVORITE ANIMAL

FAVORITE FOOD

FAVORITE FREE TIME ACTIVITY

WHAT VIPP DOES DURING WEEK

VIPP GROUP OF SERVICE:

Church Member

Deacon

Elder

Church Staff

Special Volunteer

Supported Worker
(Missionary)

3 WAYS VIPP SERVES CHURCH

3 WAYS TO PRAY FOR THE VIPP

