

BIBLE TRUTH 1, LESSON 2: PLANNER/OVERVIEW

GETTING STARTED: Welcome and Opening Songs (*introduce unit and get kids moving with these songs*)

Welcome to Praise Factory: PFI: Praise Factory Investigators Theme Song *PFI NIV Songs 6, Track 1*

Rules to Help Us Worship God and Love One Another: WoGoLOA Classroom Rules Song
PFI NIV Songs 6, Track 2

Big Question Under Investigation: Big Question 12 Songs *PFI NIV Songs 6, Tracks 3,4*

Big Question Bible Verse: Romans 5:12 Song *PFI NIV Songs 6, Track 5*
(*Extra Bible Verse Song: You Must Not Eat, Eat, Eat: Genesis 2,3 PFI NIV Songs 6, Track 6*)

DIGGING DEEP DOWN: Key Concept and Story (*introduce the Bible Truth and tell the related story*)

Bible Truth 1: Angels and People Rebelled against God in the Beginning

Bible Truth Hymn: This Is My Father's World, v.3 *PFI NIV Songs 6, Track 7*

Bible Verse: 1 John 3:8

Bible Verse Song: He Who Does What Is Sinful *PFI NIV Songs 6, Track 8*

Lesson 2 Story of the Saints: The Case of the Rotten Wretch

TAKING ACTION: Response Activities (*choose from among these activities*)

Snack and Discussion Planner: Saved on a Stormy Sea

ACTS Prayer: Prayer Sheet

Bible Truth Review: Discussion Questions and Game: Circus Lions

Bible Truth Hymn: This Is My Father's World, v.3 *PFI NIV Songs 6, Track 7*
Song, Sign Language and Song Game: Pass the Secret Sign **PFI NIV Songs 6 BOOK or ONLINE**

Bible Verse Review: 1 John 3:8 Discussion Sheet and Game: Bowling Ball Verse

Bible Verse Song: He Who Does What Is Sinful 1 John 3:8 *PFI NIV Songs 6, Track 8*
Song, Sign Language and Song Game: Mimic Me! **PFI NIV Songs 6 BOOK or ONLINE**

Story Review: Discussion Questions and Game: Egg Toss

Case Replay, Jr: Drama Activity for Youngest Children (children do same story actions together)

Case Replay, Sr: Drama Activity for Most Children (children re-tell story with individual parts)

Craft: Strapped to a Steering Wheel in a Storm

VIPP (Very Important Prayer Person) Prayer Time: Coloring Sheets (back of book), Game: Over, Under & Throw

TAKING IT HOME: Take Home Sheet for Review and Family Devotions

PFI Pronto: Bible Truth 1, Lesson 2 **PFI NIV PRONTOS 6 BOOK or ONLINE**

The Case of the Rotten Wretch

by Connie Dever

Our story is called:**The Case of the Rotten Wretch.****As you listen to the story, see if you can figure out:**

1. Who was the rotten wretch? What was so rotten about him?
2. How did he change from being a wretch?

This story doesn't take place in Bible times. It starts out around 1730 in Warring, England.

Not far from the docks of the River Thames, where the great merchant ships unloaded their rich cargo from around the world, there lived a young mother named Elizabeth Newton and her only child, John. Anyone could see from looking at her that Elizabeth was sick. Her weak, thin body and terrible, cough pointed to one thing: consumption—or tuberculosis, as we call it today. There was no cure for it back then. It was only a matter of time until she would die.

Little John was only six years old, but he could see what was happening to his mother's body. But there was something else about her that he noticed, too: love, peace and joy. He knew she loved God with all her heart—and, that she wanted him to love God, too. She was determined to fill his little mind and heart with as much about God as she could, before she died.

While just a baby, Elizabeth began to sing hymns to John. When he was three, she taught him to read the Bible. She gave him Bible verses and the godly sayings that Isaac Watts had written for children to memorize: Sayings like: 'Good children must, Fear God all day; Love Christ always; Parents, obey, In secret, pray; No false thing say; mind; little play; By no sin stray; make no delay, in doing good.' John was a quick learner and Elizabeth a persistent teacher. Soon many of these sayings and verses were planted in his mind.

Of all the things Elizabeth wanted to make sure John knew before she died, she wanted him to know the gospel most of all. "We are all sinners in need of a Savior, John," she had told him. Back in the beginning, Adam and Eve knew perfect fellowship with God. They knew God and loved Him and obeyed Him. But Satan led some of the angels to rebel against God; then, he tempted Adam and Eve to rebel against God, too. Adam and Eve broke fellowship with God and chose to do things their own way, instead. They deserved

death—God's punishment for sin. But God is so rich in mercy, so amazing in grace that He sent His Son Jesus to defeat Satan and pay for the sins of all who would turn from their sins and trust Him as their Savior," she told him.

"John, like Adam and Eve, we have also rebelled against God," she said. "But also like them, He has not left us without hope. God calls each of us to make: a choice to keep living a life in rebellion against Him; or, to turn from our sins, trust in Jesus and be forgiven. We can be God's dearly loved people!"

"John, I pray that you will choose to trust in Jesus and grow up one day to encourage others to choose Him, too," she urged him.

Day after day, Elizabeth kept teaching her little son, until at last her weak body gave out and she died—just two weeks before little John's seventh birthday. How terrible it must have been for John to lose his dear mother at such a young age! But how much worse it was for John, since his father—a sea captain—was thousands of miles away in the Mediterranean Sea, loading his merchant ship with spices, cloth, and tea. And he would not be home for months!

Even when his father did get home, life became so very different for little John. The captain loved his little boy, but he did not love God as his wife had. Now, there was no one to take John to church or read the Bible to him. There was no one who cared what kind of friends he played with or that he went to school at all. On John's eleventh birthday, his father took him out of school and brought him to live on his merchant ship.

Life on the sea was exciting, but it wasn't good for John. The sailors taught John to curse and do many other bad things. John knew these things were sinful, but he did them anyway. Soon he even loved doing them. In his heart, John still remembered all his mother

Story-telling Tips

Ahead of time:

1. Read the Bible verses and story. Pray!
2. Create story cue cards on index cards (or highlight text).
3. Practice telling story dramatically, timing your presentation. Shorten, if necessary to fit your allotted time.
4. Decorate area with story props that help bring your story alive.

During your presentation:

1. Maintain as much eye contact as possible as you tell the story. Point to/use props at important points in the story. Include the kids in your story with a few questions about what they think will happen or words/concepts that might be new to them.
2. Watch the kids for signs that their attention span has been reached. Shorten, if necessary.

STORY OF THE SAINTS

had taught him: "Turn from your sins, trust in Jesus as our Savior." But John kept on rebelling. He turned away from God and tried to turn others away from Him, too.

After six years sailing with his father, John began to work as a sailor on other ships. With each ship, John's behavior became worse. He made up mocking songs about his captains and would sing them to their face. Not satisfied with regular cuss words, John thought up new ones. The other men called him the "Great Blasphemer" for the awful way he would curse God. John did whatever he could to tempt others to sin, too.

John quickly made enemies. Once, he tried to run away from his ship, only to be caught and punished. The captain treated John so terribly that John talked him into making him the servant of a slave trader in Africa—about as wicked of a job as a man could have—just to get away from the cruel captain.

And what about all John's mother had taught him about God? Had he forgotten it all now? God would have been just to let John never more remember all his mother taught him about God; but in His amazing grace, God kept bringing it to mind—especially during his many, near-death accidents. Once, a horse bucked him off his back and John landed just inches from a huge spike that would have gone right through his body and killed him. Another time, John arrived just moments too late to board a small boat with his friends, only to see the boat sink and his friends all drown. Yet another time, John was mistreated and left to die by the slave trader's wife—but rescued just in time. Each time, the Lord brought his mother's words to mind: "Turn from your sins, trust in Jesus as our Savior."

Each time John almost died, he thought about the punishment he deserved from God for his sinful rebellion and the choice he could make to receive God's amazing grace. But John kept going back to his sinful ways. It seemed John would never change.

Before long, John faced death again. This time, there really seemed no way out. John was sailing home to England on The Greyhound, a great merchant ship filled with beeswax and dyer's wood from Africa. Once more John was up to his bad ways. He refused to do any work. He cursed God in such terrible ways that even the sailors were shocked. And then when he found out that the captain was a Christian, he mocked him and tried to get him to sin. Soon, everyone hated John. They

wondered how they would endure the seven thousand mile journey home with him!

Thoughts of John were soon forgotten when a ferocious storm suddenly struck one night. Wham! Bang! A huge jolt woke John awake. A giant wave had slammed into the side of the ship. Water poured into the ship's belly. Before long the ship would sink!

"All men to the pumps! We've got to get this water out or we are sure to sink!" the captain ordered.

John and the others pumped water out of the hull as quickly as they could. During a lull in the storm, they stuffed bedding and clothes in the hole, and nailed boards over them.

Soon the winds rose again, pounding the ship. The men took turns steering the ship on deck. The winds were so powerful that many were swept off into the swirling seas. Only by tying a man to the steering post with ropes could they keep him from going overboard. At last it was John's turn to steer. Tied to the steering wheel, John worked hard to keep the ship afloat, but he had little hope.

"How much longer until the ship sinks? How much longer before I die?" John wondered. "Have mercy on us, God!" he cried out in panic.

As soon as the words slipped out, John remembered his years of willful rebellion against God. "What mercy can there be for someone like me who's done such horrible things?" he thought. Surely there is none! Surely there is only punishment now!"

Yet, there was still mercy for John! The Holy Spirit encouraged John by bringing to mind the sayings and Bible verses his mother had taught him long ago: Like Adam and Eve we have rebelled against God; but He has not left us without hope. He calls us to turn from our sins, trust in Jesus as our Savior? I pray that you will trust in Jesus and grow up to encourage others to choose Him, too," she had urged him.

John took hope. Perhaps God might save him still. If the Lord brought them through this storm, he would study the Bible to see if it were really true. Before long, the captain shouted up the incredible news: "The ship is clear of water. We are saved!"

John knew that once more the Lord had graciously saved him from death, but this time John was a changed man. For four, whole months, as the ship slowly sailed back home. John studied the Bible and tried to

remember all his mother had taught him. Always he was looking to answer his one, big question: "Could God really save such a terrible sinner as me?"

Everything he read, every time he prayed, everything he remembered, pointed to the same answer: Yes! Yes! Yes! There was still forgiveness for him, if he would repent and believe!

And that's just what John did! He turned away from his sins, and trusted in Jesus as his Savior. The Lord forgave him! His heart flooded with love and joy as the Holy Spirit worked in his heart.

This was the beginning of a new life for John Newton. Not only did the Lord lead him to become a pastor, as his mother had hoped and prayed; but the Lord also changed him from being known as the Great Blasphemer to a Great Praiser of God. John Newton became famous for composing many beautiful words of praise to God. Without even knowing it, you probably have sung one of his songs many times. It is called "Amazing Grace":

Amazing grace, how sweet the sound!
That saved a wretch like me.
I once was lost, but now am found.
Was blind but now I see.

Cracking the Case:

It's time to answer our Case Questions.

1. Who was the rotten wretch? What was so rotten about him? John Newton. He turned away from the good news of Jesus he learned as a boy and became someone who loved to curse God and do many bad things.

2. How did he change from being a wretch? The Lord, in His great mercy, let him feel the awfulness of his sins and the punishment he deserved, then reminded him of the good news of Jesus and helped him to repent of his sins and trust in Jesus as his Savior.

Something for Me and You

Our Bible Truth is: Angels and People Rebelled Against God in the Beginning

Our Bible Verse is: 1 John 3:8

"He who does what is sinful is of the devil, because the devil has been sinning from the beginning. The reason the Son of God appeared was to destroy the devil's work."

What about you and me? Like John Newton, you and I have learned the truths of God. We know about Satan's and Adam and Eve's rebellion against God. We have heard of God's offer of salvation through Jesus and of our choice to turn from our sins and trust Him as our Savior. Will we learn from John Newton's life? What choice will we make?

Let's praise God for His gracious offer of salvation to rebellious sinners. Let's ask Him to give us hearts that choose to turn from our sins and trust in Him. Let's ask Him to make us people who spread the good news of His gracious offer to others.

Close in prayer.

Closing ACTS Prayer

A God, we praise You for Your great patience and mercy shown to sinners, even great sinners.

C God, we confess that many times we choose to rebel against You and Your good ways, just like John Newton did. We need a Savior, just like he did!

T God, we thank You for giving us the gospel! Thank You for giving us parents who teach us about You. Thank You that no sinner is too bad to receive Your forgiveness.

S God, we ask that You would work in our hearts that we might turn away from our sins and trust in Jesus as our Savior. Help us to tell others the good news of Jesus. Bring them to know You, too.

ACTS PRAYER ACTIVITY

Use this sheet to write down your ACTS Prayer

Instructions:

Use this sheet to help the children apply the Bible Truth into a prayer. You can use the ACTS provided or even better, have the kids think of their own applications. Also have the children add their personal requests to the prayer, too. Lead the children in the prayer or let them pray sections, with your help. Never force a child to pray! Non-readers can participate by you whispering a section of the prayer into their ear and allowing them to pray it aloud for the group.

ADORATION:

God, we praise You for being completely good, hating sin, yet being so merciful to sinners who turn to You.

God, we praise You for being.....

Add your own Adorations:

CONFESSION:

God, we confess that like Adam and Eve, we have chosen to give in to Satan's temptations and rebel against You. We deserve Your punishment, too! We need a Savior!

God, we have sinned against You....

Add your own Confessions:

THANKSGIVING:

Thank You, God for sending Your Son Jesus to save from their sins all who trust in Him.

God, we thank You for...

Add your own Thanksgivings:

SUPPLICATION:

God, help us to resist the temptation to sin. Help us to be satisfied in You, trusting that Your good ways are always best--even when we don't understand them. Help us to choose to obey You rather than rebel against You. Work in our hearts, that we might turn away from our sins and trust in Jesus as our Savior.

God, we need Your help...

Add your own Supplication:

SNEAKY SNACK

Can you figure out how this snack relates to the story?

Snack: Snack: Saved on a Stormy Sea

Celery piece "boat" with peanut butter "deck." A oyster cracker "steering wheel" with a Teddy graham "John Newton" in front of it. (Use peanut butter to hold these upright in place.) Can add a toothpick and tortilla piece "mast" sticking up, but leaning as if about to fall down into the sea.

This is only a suggestion. Feel free to modify. Be mindful of allergy issues among your children!

Case Tie-in: After years of living in rebellion against God, John Newton repented of his sin and cried out to God to save him in the middle of a huge storm at sea. God heard his cry, forgave his sins and saved John.

SOUL FOOD

Food for thought during snack time

1. What does the snack have to do with the story?

Choose a few questions from the other activity discussion sheets to talk about during this snack time.

2.

3.

4.

5.

6.

7.

Directions: Read and discuss Bible Truth, using a FEW of the questions. Play game. Feel free to modify the game to fit your children.

Angels and People Rebelled against God in the Beginning

God made the world perfectly good, but it did not stay that way. In heaven, a mighty angel named Satan led a rebellion of angels against God. Nothing sinful can ever remain in God's holy presence. These rebellious angels, called demons, were cast out of heaven and thrown into hell.

Satan continued his rebellion against God by tempting Adam and Eve to rebel against God, too. Their disobedience brought sin and death into the perfect world God created.

There are many things we cannot understand about Satan, evil and sin, or why God allowed them. However, we do know that God is perfectly good, powerful and wise. His ways are perfect and are so much more than our small minds can understand.

God hates sin and will do away with it. He sent Jesus to break the power of sin and death for all who trust in Him as their Savior. And one day Jesus will return again to rid the world of sin and death, Satan and his demons forever. What a wonderful day that will be!

Understanding the Bible Truth

1. How did God create the world? *Perfectly good.*
2. What changed about the world? *Sin came into the world.*
3. Who led the rebellion against God? *Satan.*
4. Why were the rebellious angels thrown out of heaven? *Because they were no longer holy. They were sinful. Nothing sinful can ever remain in God's presence.*
5. Where were the rebellious angels sent? *Into hell.*
6. How did Satan continue his rebellion against God? *Tempted Adam and Eve to rebel against God.*
7. What did Adam and Eve's disobedience bring into God's good creation? *Sin and death.*
8. What about God helps us trust Him about what we can't understand about Satan, sin and why God allowed them? *His perfect goodness, power, and wisdom. He hates sin.*
9. What did Jesus come to break? *The power of sin and death.*
10. What did Jesus do to break the power of sin and death? *He lived a perfect life and offered it up on the cross as the perfect sacrifice for the sins of all who turn from their sins and trust Him as their Savior.*
11. What will Jesus do when He returns? *Get rid of sin, death, Satan and his demons forever.*

Story Connection Questions

1. How does the case story point to the **Bible Truth: Angels and People Rebelled against God in the Beginning**? *John Newton grew up knowing that like Adam and Eve, he had chosen to rebel against God. It took many years and a huge storm before John cried out to God for mercy for his sins through Jesus.*
2. How did John Newton's life after he became a Christian show that Jesus had broken the power of sin and death? *God filled his heart with the Holy Spirit. He no longer loved sin, but wanted to love God and live to please Him. Instead of wanting to get others to sin against God, he wanted them to turn to Jesus for forgiveness of sins, too.*

Bible Verse Connection Question

1. What does our Bible Truth have to do with our **Bible Verse: 1 John 3:8**: "He who does what is sinful is of the devil, because the devil has been sinning from the beginning. The reason the Son of God appeared was to destroy the devil's work.?"

Satan was the first to sin. He was sinning from the beginning. Adam and Eve became "of the devil" when they chose to rebel against God. They no longer wanted to keep on loving and pleasing God.

Life Application Questions

1. What should God's people do when they are tempted to sin? *Think about who God is and how whatever He has planned for them is best. Pray that God would show them a way out of temptation, as He promises in His Word. Ask God to give them hearts filled with more love for Him. Ask others to pray for them. Read God's Word to give them strength to resist Satan's temptations.*
2. How can we become God's people? *By turning from our sins, confessing them to God and trusting in Jesus as our own Savior.*

ACTS Questions

1. What is something we can praise God for because of this Bible Truth?
God, we praise You for being completely good, hating sin, yet being so merciful to sinners who turn to You.
2. What are sins we can confess to God because of this Bible Truth?
God, we confess that like Adam and Eve, we have chosen to give in to Satan's temptations and rebel against You. We deserve Your punishment, too! We need a Savior!
3. What is something we can thank God for because of this Bible Truth?
Thank You, God for sending Your Son Jesus to save from their sins all who trust in Him.
4. What is something we can ask God for because of this Bible Truth?
God, help us to resist the temptation to sin. Help us to be satisfied in You, trusting that Your good ways are always best--even when we don't understand them. Help us to choose to obey You rather than rebel against You. Work in our hearts, that we might turn away from our sins and trust in Jesus as our Savior.

The Gospel

1. God show His holiness and His mercy to sinful people in the good news of Jesus. Can you tell me the gospel?
God is the good Creator and King of the world. He made people to worship Him and live by His good laws. But we are all sinners who have rebelled against Him. We all deserve death--God's just, eternal punishment for our sins. How terrible! But God has good news for us. In His great mercy, God sent His Son Jesus to earth to save sinners. Yes, Jesus, the perfect Son of God, left His home in heaven and became a man. He lived the perfect life that pleases God. (He's the only one who has ever done that!) He offered it up to God His Father as the perfect sacrifice for sins when He suffered and died on the cross. Then, on the third day, Jesus rose from the dead in victory. He had fully paid for the sins of God's people, so they wouldn't have to! Now all who turn away from their sins and trust in Jesus as their Savior will receive forgiveness of sins and eternal life with God. They will be His very own special people who will know Him and enjoy Him forever. We can be God's people, too, if we turn from our sins and trust in Jesus as our own Savior.

Game: Circus Lions

Materials

Optional funny wig, glasses, hat, etc.
Hula hoop, etc.
Bible Truth Questions

Preparing the Game

1. Choose 20+ questions for your game from the Bible Truth Discussion Questions, or make up your own.
2. Write the Bible Truth questions on small thin strips of paper (or make a photocopy of the Bible Truth Discussion Questions and simply cut them into strips) and put them in the bag/bowl.

Playing the Game

Tell the children that they are circus lions. Have them get on all four and roar and roam like lions. Have them “jump” through a hula hoop, etc. Then tell them they are getting very, very sleepy and must lie down...on their backs...in their den. Tell them that sleeping lions lie very still, make no noise, and keep their eyes open! Tell them that you are the Lion Trainer and are trying to wake up the Sleeping, Lazy Lions to perform in the circus. Any lion that makes a move, a sound or smiles will have to get up! Put on your funny wig, glasses, hat, etc. and make your rounds, trying to catch the lions moving, making noise or to make them smile. Lions who are caught are asked to answer a question correctly as their circus trick to before they can go back to their den. Have one of the lions caught to pick a question. Read it to the whole class and take their answers. If they don't get it right, then the child/children must stay out until the next round and next correct answer. If desired, let some of the children take turns being the Lion Trainer.

Game continues as number of questions, time, and attention span allow.

Non-competitive Option

Let all the caught lions join back into the circus, even if the class answers a question incorrectly. Put the question back in the bag for further review.

Optional TAKING IT TO OTHERS Activity: Quiz Questions

Have the children choose a few of the questions from the game to ask the parents/other children during TAKING IT TO OTHERS time. Help pre-readers by whispering the question in their ear and letting them ask it aloud to the parents/other children. Make sure you read the Bible verse aloud before you ask your questions.

Directions:

1. Write words to song in large print before class.
2. Play the song for the children, helping them follow along on the song sheet.
3. Discuss the song, using a few questions from the discussion sheet. *Don't use them all!*
4. Introduce sign language for key words of your choice from sign language sheet for your song. Use as few or as many as you think the children can learn.
5. Sing and sign the song. Sign language as well as large format lyrics and sheet music are found in the PFI Unit Songbook or online.
6. If desired, play the Song Game.

Optional TAKING IT TO OTHERS Activity: Presenting and Singing the Song

1. Sing and sign the song, encouraging the watching children/parents to join in.
2. Ask the class some of the questions listed below. The Bible Truth Connection Question is particularly good to help them understand how the song ties in with the Bible Truth.

This Is My Father's World

Verse 3

This is my Father's world,
 O let me ne'er forget,
 That though the wrong
 Seems oft so strong,
 God is the Ruler yet.
 This is my Father's world.
 The battle is not done.
 Jesus who died shall be satisfied,
 And earth and heaven be one.

Listen to it on PFI NIV Songs 6, Track 7

Understanding the Song

1. Who can call the Lord his/her Father? *All who confess their sins to Him and trust in Him for forgiveness through Jesus' death on the cross.*
2. What belongs to "my Father"? *The world.*
3. What does it mean that "wrong seem oft so strong" in this world? *There are many bad and painful things that happen. Sometimes it seems like they are stronger than God and His plan.*
4. Even though wrong seems often so strong, what should believers remember? *That God is the Ruler of the world still.*
5. What battle isn't done yet? *The Lord's battle over all that is evil in this world.*
6. What does it mean that Jesus shall be satisfied? *Jesus died for the sins of all who would ever turn and trust in Him for forgiveness. He rose again and then ascended into heaven as the conqueror over sin and death for His people. For now, until all of God's plan on earth is complete and all His people from every nation and people have come to Him in faith, the battle against sin and death will continue. But one day, when all of God's plan for this earth is finished, the Lord Jesus will come back, bring an end to of sin, death and Satan in a final and everlasting victory. Then all that He had planned to accomplish with His death, will be completed, satisfied.*
7. What does it mean for heaven and earth to be one? *For God's will is perfectly done here on earth as it is in heaven. This will happen when Jesus is satisfied, when there is the final end to sin and death.*

Bible Truth Connection Question

1. How does this song relate to our **Bible Truth: Angels and People Rebelled Against God in the Beginning**? *The wrong in this world that often seems so strong is sin. It came into the world when Adam and Eve believed Satan's tempting lies and rebelled against God. Oh, what terrible suffering and death into God's perfect creation that day! Yet, God is still the ruler of the world, not Satan. He will fight and win over Satan, sin and death! God sent Jesus, just as He promised, to break the power of sin and death, when He died on the cross. And at the end of time, Jesus will come back and bring an end to Satan, his demons and all that is evil, once and for all. God is the Ruler yet.*

Story Connection

1. How does this song relate to today's story? *As John grew up, he rebelled against all his mother told him about God. He became known as the Great Blasphemer. The wrong of sin became very, very strong in him. He hated God and loved sin. It would seem that nothing could break the hold of sin upon John's rebellious heart. But God is the Ruler yet of this world, even over John's heart. He used a terrible storm to soften John's heart. He cried out to God for mercy and God heard him. He forgave his sins and gave him a new desire to love and live for Him.*

Bible Verse Connection Question

1. What does this hymn have to do with our Bible Verse: **Bible Verse: 1 John 3:8:** "He who does what is sinful is of the devil, because the devil has been sinning from the beginning. The reason the Son of God appeared was to destroy the devil's work."?

This hymn reminds us that because of the devil's work from the beginning, wrong (sin) often seems so strong. But, God is the Ruler yet. Jesus broke the power of sin and death when He died on the cross and rose from the dead. That is just the beginning. When Jesus comes back, He will finish off sin and death forever. The work of the devil will be destroyed and Jesus shall be satisfied once and for all time.

Life Application Questions

1. How can God's people be affected by the message of this song? *They can praise God for being the true Ruler over this world. One day He will bring an end to the strong wrong of sin and death that came into the world through Satan's tempting of Adam and Eve, when Jesus returns. They can ask God to give them strength by His Holy Spirit to resist Satan's temptations to them to sin and rebel against God. They can ask Him to help them want to love and live for Him more and more.*

2. What is the best first step God wants us to take in making Him the Ruler over our lives? *Turning away from our sins, confessing them to God, and trusting Jesus as our own Savior.*

ACTS Questions

1. What is something we can praise God for from this hymn? *Praise God for being the Ruler of this world who will overcome all evil.*

2. What are sins we can confess to God from this hymn? *That many times we, like all people, do evil that God will one day finally punish and get rid of. We deserve God's punishment! We need a Savior!*

3. What is something we can thank God for from this hymn? *We can thank God that He has beaten death through Jesus, for all who turn away from disobeying Him and trust in Jesus as their own Savior. We can thank Him for His promise to do away with sin and evil forever one day.*

4. What is something we can ask God for from this hymn? *That God would work in our hearts that we might turn from our sins and trust Jesus as our Savior. That we might be not be discouraged by the evil in the world and the sin in our hearts, but remember that He saves all those who trust in Him and that one day all evil will be gone for good.*

Gospel Question

1. God is the Ruler of this world who will one day will punish and do away with all evil and sin. What hope is there for sinners like you and me? What is the gospel?

God is the good Creator and King of the world. He made people to worship Him and live by His good laws. But we are all sinners who have rebelled against Him. We all deserve death--God's just, eternal punishment for our sins. How terrible! But God has good news for us. In His great mercy, God sent His Son, Jesus to earth as a man to save sinners. He lived the perfect life that pleases God. (He's the only one who's ever done that!) He offered it up to God His Father as the perfect sacrifice for sins when He suffered and died on the cross. Then, on the third day, Jesus rose from the dead in victory. He had fully paid for the sins of God's people, so they wouldn't have to! Now all who turn away from their sins and trust in Jesus as their Savior will receive forgiveness of sins and eternal life with God. They will be His very own special people who will know Him and enjoy Him forever. We can be God's people, too, if we turn from our sins and trust in Jesus as our own Savior.

Song Game: Pass the Secret Sign

Materials

Sign Language signs used in song, particularly choose words with important meanings you want the children to learn, such as "grace," "redeem," etc. Bag or bowl

Blindfold

Preparing the Game

1. Cut out signs and put in bowl.

Playing the Game

1. Practice the song and signs until the children know them well.
2. Have all the children stand in a tight circle, except one, "It," who will stand in the middle of the circle, blindfolded.
3. Have the children in the circle to put their hands behind their backs. Choose a sign from the bag and hand to a child in the circle, still keeping hands behind their backs, not looking at the sign.
4. When "It" says "Pass the Secret Sign", the children will begin to pass the sign around behind their backs.
5. When "It" says "Stop the Passing!" the child who has the sign freezes with the sign behind his back.
6. The child with the sign brings it around and looks at it. You can help the child practice the sign.
7. Then take the blindfold off of "It", watch the child with the card do the sign, then have "It" guess the name of the sign. (If desired, "It" can ask another child in the circle for help with their guess.)
8. The holder of the sign then becomes "It." Sing the song with all the signs, then repeat.

choose a FEW questions for discussion, then choose the game and/or music activity

Meditation Version: 1 John 3:8

“He who does what is sinful is of the devil, because the devil has been sinning from the beginning. The reason the Son of God appeared was to destroy the devil’s work.”

Understanding the Bible Verse

1. What is sin? *Failing to obey God and His good laws in what we do or say or think.*
2. Of whom is “he who does what is sinful?” What does that mean? *He is “of the devil.” That doesn’t mean that he becomes a devil like Satan and the other disobedient angels. Devil is a word used only for rebellious angels. It does mean that like Satan, they choose to keep rejecting God and His good ways over and over and over. They do not desire to turn away from their sins or please God.*
3. Everyone sins, both people who are Christians and whose sins have been paid for, as well as people who are not Christians who keep rejecting God’s offer of forgiveness. Does that mean that everyone is of the devil, even Christians whose sins have been forgiven by Jesus? *No. When someone becomes a Christian, the Holy Spirit changes their heart and their life. He fills them with more and more love for God. He helps them to turn from sin and love God more and more. They still sin, but they do not want to. They hate sin. They want to please God most of all. They are no longer “of the devil”; they are “of God”. He calls them His special, adopted children.*
4. Who is the devil? *Satan is especially known as “the devil,” but all of the rebellious angels are also called devils.*
5. How long has he been sinning? *From the beginning.*
6. Does beginning mean from the time God made Satan or something else? *It means something else. God called all that He made good, even all the angels. Satan was good when God created him. Sometime very soon after God created everything, something changed in Satan and he became sinful. Since he became evil so soon after all things were created, it is still called the beginning.*
7. Who is the Son of God? Why did He appear? *Jesus. To destroy the devil’s work.*
8. What is the devil’s work? *To dishonor God and rebel against His good ways. To ruin His good plan and His good creation.*
9. How did Jesus destroy the devil’s work? *The devil tempted humans to rebel against God, too, that they might be separated from Him and face His eternal punishment. Jesus came and died on the cross to pay for the sins of all who turn and trust in Him that their fellowship with God would be restored, that they would no longer want to keep on sinning, and they would enjoy life with Him forever and ever.*
10. How did Jesus “appear?” *He was born a baby in Bethlehem; fully God, yet fully man.*
11. How will Jesus appear at the end of time? *How will He finish destroying the devil’s work then? He will not come as a baby, but as the mightiest king. He will bring final judgment upon Satan and the other devils/demons, as well as all people who have refused to confess their sins to Him and be forgiven. Satan along with the other devils/demons and all who refused to believe in Jesus will be punished forever.*
12. What did the devil have to do with people becoming sinful? *Tempted them to sin.*

Bible Truth Connection Question

1. What does this verse have to do with the **Bible Truth: Angels and People Rebelled against God in the Beginning?** *Satan was the first to sin. He was sinning from the beginning of creation. Adam and Eve became “of the devil” when they chose to rebel against God. They no longer wanted to keep on loving and pleasing God. But oh, how wonderful that God sent His Son Jesus! Jesus was the Savior who came to rescue sinners from God’s punishment that they deserved. Jesus destroyed the devil’s work, when He suffered and died on the cross, then rose on the third day in victory! Now all who repent of their sins and trust in Him will be saved.*

Story Connection Questions

1. How did John Newton act “of the devil?” *He deliberately chose to rebel against God and His good ways in his thoughts, words and actions. He enjoyed trying to get others to do the same.*
2. When did John stop being “of the devil,” and become “of God” instead? *After the storm when he saw how sinful he was and how much he needed God’s mercy. He confessed his sins to God and was forgiven. He filled his heart with the Holy Spirit and John desired to stop sinning and live his life to please God.*

Life Application Questions

1. What should we do if we do not want to be "of the devil", but be "of God?" *Confess our sins to Jesus and trust Him as our Savior. He promises to forgive them and make them His people.*

ACTS Questions

1. What is something we can praise God for from this Bible verse?

Praise God for being the Destroyer of the works of the devil! He will bring an end to sin and death!

2. What is something we can confess to God from this Bible verse?

Confess that many times we do practice sinning. We choose to disobey God over and over. We need to turn away from our sins and trust in Jesus as our Savior.

3. What is something we can thank God for from this Bible Verse?

Thank God for sending Jesus to be the perfectly just and upright offering for the sins of all God's people, that they could be saved from God's punishment. Instead, all who turn from their sins and trust in Jesus can have eternal life with God!

4. What is something we can ask God for from this Bible Verse?

Ask God to work in our hearts and help us to confess our sins to Him and trust in Jesus as our Savior. Ask Him to help us to send the Holy Spirit to live in us and change us so that we would reflect more of His perfect justice and uprightness. Ask Him to help us to turn away from making a practice of sinning and instead make a practice of obeying Him.

Gospel Question

1. How did Jesus destroy the works of the devil? What is the gospel?

God is the good Creator and King of the world. He made people to worship Him and live by His good laws. But we are all sinners who have rebelled against Him. We all deserve death--God's just, eternal punishment for our sins. How terrible! But God has good news for us. In His great mercy, God sent His Son Jesus to earth to save sinners. Yes, Jesus, the perfect Son of God, left His home in heaven and became a man. He lived the perfect life that pleases God. (He's the only one who has ever done that!) He offered it up to God His Father as the perfect sacrifice for sins when He suffered and died on the cross. Then, on the third day, Jesus rose from the dead in victory. He had fully paid for the sins of God's people, so they wouldn't have to! Now all who turn away from their sins and trust in Jesus as their Savior will receive forgiveness of sins and eternal life with God. They will be His very own special people who will know Him and enjoy Him forever. We can be God's people, too, if we turn from our sins and trust in Jesus as our own Savior.

Game: Bowling Ball Verse

Materials

Bible verse written up in large print so that all can see
10 Plastic bowling pins or empty 2-Liter soda bottles
Playground or foam ball

Preparing the Game

None.

Learning the Verse

Some or all of your children may be non- or early readers. Teach the verse in sections, having them say it after you. Repeat a few times. Add clapping or other movement as they say it.

Directions

1. If desired, lead the children in a discussion of a ***FEW*** of the most important questions before beginning game.
2. Explain the game to them as follows:

Divide the children into two teams. Have everyone say the verse together. Explain to the children that they will take turns trying to knock down bowling pins. The bowler then will recite the verse. If he can do it alone, he gets as many points for his team and pins he knocked down. If he asks for the help of another team member, then their recitation of the verse is worth half the points. If they cannot recite it, someone from the other team can try for the half point value. If a child does not knock over any pins, he can still say the verse for 1 point. The team with the most points at end of play wins.

Game continues until all children get a chance to bowl, or as time and attention span allow.

Non-competitive Option

Don't split the children into teams. Give the group a target number of points to make. Challenge the children to see how few turns it will take to reach the target number of points. Let the children take turns bowling and knocking down pins. You can have them say the verse individually, with a partner, or with the whole group. Tally the number of points on a piece of paper. Continue until target number is reached. Repeat, seeing if they can do it in less turns the second time.

Optional TAKING IT TO OTHERS Activity: Quiz Questions

Have the children choose a few of the questions from the game to ask the parents/other children during TAKING IT TO OTHERS time. Help pre-readers by whispering the question in their ear and letting them ask it aloud to the parents/other children. Make sure you read the Bible verse aloud before you ask your questions.

Directions:

1. Write words to song in large print before class.
2. Play the song for the children, helping them follow along on the song sheet.
3. Discuss the song, using a few questions from the discussion sheet. *Don't use them all!*
4. Introduce sign language for key words of your choice from sign language sheet for your song. Use as few or as many as you think the children can learn.
5. Sing and sign the song. Sign language as well as large format lyrics and sheet music are found in the PFI Unit Songbook or online.
6. If desired, play the Song Game.

Optional TAKING IT TO OTHERS Activity: Presenting and Singing the Song

1. Sing and sign the song, encouraging the watching children/parents to join in.
2. Ask the class some of the questions listed below. The Bible Truth Connection Question is particularly good to help them understand how the song ties in with the Bible Truth.

He Who Does What Is Sinful

We who reflect the Lord's glory,
 Are being transformed into His likeness,
 Which comes from the Lord,
 With ever-increasing glory,
 Which comes from the Lord,
 The Lord who's the Spirit,
 Who is the Spirit,
 Who is the Spirit.
 Second Corinthians Three, eighteen.

Listen to it on PFI NIV Songs 6, Track 8

Song Game: Mimic Me!

Materials

Sign Language
 Song

Preparing the Game

None.

Playing the Game

1. Practice the song and signs until the children know them well. Choose a person to be the leader and let them decide upon an action for everyone to do as they sing the song, such as jump on one foot, etc.
2. Sing the song while doing the chosen action.
3. Select another child to be the leader.
4. If desired, you can choose a different action for different important words in the song, such as jump on one foot when you sing the word "grace", but clap your hands when you sing the word "Jesus". Ask the children the meaning of each of the words before adding in their action.

Game continues as number of questions, time, and attention span allow.

STORY REVIEW**P.1**

Directions: Read and discuss Bible Truth, using a FEW of the questions. Play game. Feel free to modify the game to fit your children.

General Story Questions

1. Why did John's mother spend so much time teaching John to read and memorize the Bible and godly sayings? *Because she was sick with tuberculosis and wanted to make sure he knew them before she died.*
2. What did John's mother want John to know most of all? *The good news of salvation that God offers to all sinners through Jesus.*
3. How old was John when his mother died? What made her death even more difficult for John? *He was almost seven years old. His father was thousands of miles away on the Mediterranean Sea and wouldn't be back for months.*
4. How was life with his father different from life with his mother? Why? *John didn't go to church, read or memorize his Bible. John could play with whomever he wanted to. John didn't have to finish his schooling, but went to sea. His father did not love God like his mother had.*
5. Who did John make friends with on his father's ship? Why was that bad? *The sailors. They taught him how to cuss and curse and do other bad things.*
6. If John knew what he was doing was sinful, why didn't he stop? *Loved sin more and more.*
7. What did John try to do to people who loved God? *He tried to get them to sin.*
8. What did he do that earned him the name "The Great Blasphemer"? *He cursed the name of God in terrible ways.*
9. Why did John want to be traded to be the servant of a slave trader? *The captain treated him so terribly for trying to run away.*
10. What did God use to bring back to John's mind the things his mother had taught him? *Near-death experiences Bucked off the horse; the capsized boat; being left to die by the slave trader's wife.*
11. What did God use to finally bring John to turn from his sins? *A terrible storm at sea.*
12. What did the men do to keep the ship from sinking? *Used the pumps and filled the hole in the ship with clothes.*
13. What did John cry out to God while he was steering the ship? *Have mercy on us.*
14. Why did John wonder if there might not be mercy for him anymore? *He had sinned so much.*
15. What did God use to encourage John that there still was mercy for him? *The things his mother had taught him; the Bible.*
16. What song did John write later on? How does it fit with John's life? *Amazing Grace. Grace is an undeserved gift or someone's undeserved favor. John knew he deliberately had rebelled against God. He knew God was just to not forgive him, yet God did forgive him. This was completely amazing. It was all of grace. He could have never deserved God's gift of forgiveness or love.*

Bible Truth Connection Questions

1. What does this story have to do with our Bible Truth? *John Newton grew up knowing that like Adam and Eve, he had chosen to rebel against God. It took many years and a huge storm before John cried out to God for mercy for his sins through Jesus.*

Bible Verse Connection Question

What does the story have to do with our **Bible Verse: 1 John 3:8**: "He who does what is sinful is of the devil, because the devil has been sinning from the beginning. The reason the Son of God appeared was to destroy the devil's work."?

1. How did John Newton act "of the devil"? *He deliberately chose to rebel against God and His good ways in his thoughts, words and actions. He enjoyed trying to get others to do the same.*
2. When did John stop being "of the devil," and became "of God" instead? *After the storm when he saw how sinful he was and how much he needed God's mercy. He confessed his sins to God and was forgiven. He filled his heart with the Holy Spirit and John desired to stop sinning and live his life to please God instead.*

Life Application Questions

1. How can we know if God will have mercy on us, even though we have rebelled against God, just like John Newton and Adam and Eve? *God promises forgiveness of sins to all who confess and turn away from their sins and trust in Jesus as their Savior.*

ACTS Questions

1. What's something we can praise God for from this story? *Praise God for His great patience and mercy shown to sinners, even great sinners.*
2. What's something we can confess from this story? *Confess that many times we choose to rebel against God and His good ways, just like John Newton. We deserve God's punishment. We need a Savior!*
3. What's something we can thank God for from this story? *We can thank God for giving us the gospel to know how to be saved. We can thank God for godly parents who tell us about Jesus. We can thank God for working in the hearts of even the worst sinners, that they may be saved.*
4. What is something we can ask God for, from this story? *We can ask God to work in our hearts, helping us to turn away from our sins and trust Jesus as our own Savior, like John Newton. We can ask Him to help us to tell others about Jesus and pray that they would trust in Him as their own Savior.*

The Gospel

1. What is the good news of Jesus that John Newton heard and came to believe?
God is the good Creator and King of the world. He made people to worship Him and live by His good laws. But we are all sinners who have rebelled against Him. We all deserve death--God's just, eternal punishment for our sins. How terrible! But God has good news for us. In His great mercy, God sent His Son Jesus to earth to save sinners. Yes, Jesus, the perfect Son of God, left His home in heaven and became a man. He lived the perfect life that pleases God. (He's the only one who has ever done that!) He offered it up to God His Father as the perfect sacrifice for sins when He suffered and died on the cross. Then, on the third day, Jesus rose from the dead in victory. He had fully paid for the sins of God's people, so they wouldn't have to! Now all who turn away from their sins and trust in Jesus as their Savior will receive forgiveness of sins and eternal life with God. They will be His very own special people who will know Him and enjoy Him forever. We can be God's people, too, if we turn from our sins and trust in Jesus as our own Savior.

Game: Egg Toss

Materials

3-5 Plastic Open-able Easter Egg of the same colors (that close well!) or balls of crumpled foil of the same size
Small piece of construction paper
Paper and Marker
Story Review Questions

Preparing the Game

1. Choose 20+ questions for your game from the Story Review Discussion Questions, or make up your own.
2. Put a small piece of construction paper in one of the eggs (or in one piece of crumpled foil, if using foil). The other eggs/foil balls remain empty.

Playing the Game

Have the children spread out randomly (or in a circle) at about arms' distance apart.. Have the children begin to toss an egg around between each other. When the leader says, "Freeze," the child with the egg opens it and reads the question to the group. If question is correctly answered, the egg is permanently retired. If the question is incorrectly answered, the egg goes back into the pile. The teacher (or the child who opened the egg) chooses another egg and play continues.

Game continues as number of questions, time, and attention span allow.

Optional TAKING IT TO OTHERS Activity: Quiz Questions

Have the children choose a few of the questions from the game to ask the parents/other children during TAKING IT TO OTHERS time. Help pre-readers by whispering the question in their ear and letting them ask it aloud to the parents/other children.

CASE REPLAY ACTIVITIES

Use this guide to review the Case Story and act it out for others to enjoy!

CASE REPLAY, JR: YOUNGEST CHILDREN

Description: The children will act out the story together, everyone doing the same action/sound effect at the same time. This activity is most suitable for kindergarteners.

Materials

The Case RePlay, Jr. script for younger children

Preparation

1. Read through the script and write in the blanks along the side possible actions/sound effects the children could do to act it out.

Instructions

1. Tell the children that they will be re-enacting the story together as you tell it.
2. As you read the script, lead the children in actions/sound effects to do with you.
3. If desired, you can read the script and stop at certain sentences and ask them what a good action/sound effect would be to act out what you just read.
4. Repeat the re-enactment one or two times more.

CASE REPLAY, SR: OLDER CHILDREN

Description: The children act out the story as a three-scene play. You will narrate it using the Case RePlay, Sr. script and they will act it out (no spoken words, for the most part), with each child assuming a different character's role. This activity is most suitable for first grade and up. You will review the story, then practice it a few times before performing it for others.

Materials

The Case RePlay, Sr. script
White board or other large format paper
Costumes and props

Preparation

1. Prepare for the play by choosing costumes and props for each character in the story. Decorate the area with any scenery props.
2. Write the words "Beginning," "Middle," "End" on a large piece of paper/whiteboard with plenty of space under each heading. You will use this paper to help the children think about the story as a three-scene play, as it is presented in the script.

Instructions

1. Tell the children that they will get to act out the story as a three-scene play, with a beginning, middle and end section. Tell them that before they can act it out, they need to think it out. as you narrate it with your script.
2. Take the children's answers as they recount the story, helping them put key incidents in the right order.
3. If desired, when they have filled in their Beginning, Middle, End, read through your whole (real) script, so they hear exactly what you will have them act out.
4. Then tell the children that it's time to practice acting out the story.
5. Assign parts to each child. If you are using costumes, do NOT give them out at this point. They will be a distraction.
6. Have all the children sit on the floor or in chairs on one side of the "stage," then call the characters up in place as their part in the story comes.
7. As you read the script, guide the children in where you want them to move or do to act it out.
8. After going through the whole script once, give out any costumes and props and act out the script once or twice more.

Optional TAKING IT TO OTHERS Activity: Re-enacting the Story

Read the script as the children act out together (younger) or assuming different roles (older) as the other children or the parents watch.

CASE REPLAY, JR--YOUNGER KIDS (KINDERGARTEN) P.2

Welcome to our play! The name of our story is called: The Case of the Rotten Wretch.

Our story takes place starting in Walling, England around 1730.

And now we present: "The Case of the Rotten Wretch."

Scene 1:

Sickly Elizabeth Newton sat next to her little son, John, teaching him Bible verses and godly sayings. She had tuberculosis and did not have long to live. Most of all, she wanted John to know that he, too, was a sinner in rebellion against God. He needed to choose to turn to God for forgiveness through Jesus. Elizabeth died when John was almost 7 years old. Months later when his father returned from sea to care for him, life was completely different for John. His father didn't love God like his mother. He didn't have John read or memorize the Bible; go to church; play only with good children; or even finish his schooling.

Actions:

Scene 2:

When John was 11, he went to sea with his father. John made friends with the sailors and learned how to cuss, curse and do other bad things. He rebelled against what his mother taught him and helped others to do the same. When John was 17, he began to work as a sailor on other ships. He did even worse things. He cussed at the captains and was called The Great Blasphemer for his terrible curses to God. He made many enemies. He tried to leave the ship, was caught, stripped and whipped. The captain treated him so terribly that he asked to be traded to be the servant of a slave trader, one of the worse jobs you could do. John almost died many times. He was bucked off a horse and almost landed on a spike; he just missed boarding a boat that capsized and everyone drowned; he was left to die by the slave-trader's wife. Each time God brought to mind his mother's words, but he chose to forget them.

Scene 3

At last John's heart softened during a terrible storm that struck his ship at sea. A wave made a huge hole in the ship and began to fill up with water. The men worked at the pumps and filled the hole up with clothes. The winds became so strong that some men were even blown into the sea. The sailors could barely keep the ship's hull from filling up with water. John's turn came to steer the ship. He cried out to God for mercy, then panicked that there was no mercy left for him because of his terrible sins. The Holy Spirit encouraged him by bringing to mind the things his mother had taught him long ago. John promised to search the Bible to see if it were true, if they survived the storm. The storm ended and John began to read the Bible. He saw that God did still offer him forgiveness. He confessed his sins and trusted Jesus as His Savior. He turned from a Great Blasphemer to a Great Praiser of God. He later wrote the words to Amazing Grace. He knew, himself, how amazing God's grace was to sinners who repented of their sins.

Bible Truth Tie-In:

The Bible Truth we are learning is: **Angels and People Rebelled against God in the Beginning.** John Newton grew up knowing that like Adam and Eve, he had chosen to rebel against God. It took many years and a huge storm before John cried out to God for mercy for his sins through Jesus.

CASE REPLAY, SR--OLDER KIDS (1ST GRADE AND UP) P.3

Welcome to our play! The name of our story is called: The Case of the Rotten Wretch.

Our story takes place starting in Walling, England around 1730.

The characters in our story are: John, his mother and father, ship captain and sailors, slave-trader and his wife, slaves.

And now we present: "The Case of the Rotten Wretch."

Scene 1: (Beginning)

Sickly Elizabeth Newton sat next to her little son, John, teaching him Bible verses and godly sayings. She had tuberculosis and did not have long to live. Most of all, she wanted John to know that he, too, was a sinner in rebellion against God. He needed to choose to turn to God for forgiveness through Jesus. Elizabeth died when John was almost 7 years old. Months later when his father returned from sea to care for him, life was completely different for John. His father didn't love God like his mother. He didn't have John read or memorize the Bible; go to church; play only with good children; or even finish his schooling.

Scene 2: (Middle)

When John was 11, he went to sea with his father. John made friends with the sailors and learned how to cuss, curse and do other bad things. He rebelled against what his mother taught him and helped others to do the same. When John was 17, he began to work as a sailor on other ships. He did even worse things. He cussed at the captains and was called The Great Blasphemer for his terrible curses to God. He made many enemies. He tried to leave the ship, was caught, stripped and whipped. The captain treated him so terribly that he asked to be traded to be the servant of a slave trader, one of the worse jobs you could do. John almost died many times. He was bucked off a horse and almost landed on a spike; he just missed boarding a boat that capsized and everyone drowned; he was left to die by the slave-trader's wife. Each time God brought to mind his mother's words, but he chose to forget them.

Scene 3: (End)

At last John's heart softened during a terrible storm that struck his ship at sea. A wave made a huge hole in the ship and began to fill up with water. The men worked at the pumps and filled the hole up with clothes. The winds became so strong that some men were even blown into the sea. The sailors could barely keep the ship's hull from filling up with water. John's turn came to steer the ship. He cried out to God for mercy, then panicked that there was no mercy left for him because of his terrible sins. The Holy Spirit encouraged him by bringing to mind the things his mother had taught him long ago. John promised to search the Bible to see if it were true, if they survived the storm. The storm ended and John began to read the Bible. He saw that God did still offer him forgiveness. He confessed his sins and trusted Jesus as His Savior. He turned from a Great Blasphemer to a Great Praiser of God. He later wrote the words to Amazing Grace. He knew, himself, how amazing God's grace was to sinners who repented of their sins.

Bible Truth Tie-In:

The Bible Truth we are learning is: **Angels and People Rebelled against God in the Beginning.** John Newton grew up knowing that like Adam and Eve, he had chosen to rebel against God. It took many years and a huge storm before John cried out to God for mercy for his sins through Jesus.

Strapped to a Steering Wheel in a Storm

Description

Children will use a paper plate to make John Newton strapped to the ship's steering wheel in the middle of the terrible storm.

Materials

1 Chinet (or other strong) dinner-size paper plate per child
 Blue and silver foil gift wrap paper or aluminum foil
 Stapler or glue
 Scissors
 Cardstock
 Markers
 Rope colored yarn or string
 Glue
 Optional:
 Brown construction paper
 Toothpicks

Preparing the Craft

1. Cut out the top half of the paper plate, leaving the rim intact.
2. Cut out gift wrap/foil into lots of long, thin strips, 6" long by 1/4" wide. These will hang down from the top of the plate as wind and the waves of the storm.
3. Cut short strips of yarn/string.
4. Make copies of John Newton and ship's steering wheel out of cardstock. Cut out.
5. If using brown construction paper, cut into strips about 4" x 1/2". These will lay vertically along the bottom half of the paper plate as the planks on the ship.
6. If using toothpicks, cut down into 1 1/2" lengths. These can be used to make the spokes on the steering wheel.

Making the Craft

1. Show the sample of the craft you have made.
2. Have the children glue down construction paper planks vertically, on the bottom half of the plate, making the ship's planks (or color, if not using construction paper).
3. Have the children glue down the toothpick spokes onto the steering wheel. Color in the rest.
4. Glue steering wheel in place in middle of the plate so that the top part of the steering wheel sticks out over into the open, cut-out part of the plate.
5. Color John Newton and glue him in front of the steering wheel. Glue down pieces of yarn around John's middle to look like rope.
6. Glue strips of the gift wrap/foil all along the top rim of the plate so that they come down as far as John Newton all the way across the ship. Alternating blue and silver makes more of a sea and wind effect.
7. Children can blow on the strips from the back of the plate and make the wind and waves blow up onto John and the ship.

Optional **TAKING IT TO OTHERS** Activity: Craft Presentation

If you are presenting the craft to other children or parents the children can hold up their crafts (or your model craft) and read their Bible Truth Connection answers to explain the importance of the craft.

CASE CRAFT**Discussion Guide****Instructions:**

As the children are settled into making their craft, ask them these questions to help them understand the craft's significance. Use the answers provided to guide the children's answers.

Discussion Questions

1. Why was John strapped to a steering wheel?
Because the storm on the sea was so terrible that he would have blown off board otherwise.

2. What did John think about in the middle of the storm? *His sins and the punishment he deserved for them from God...and all the things of God his mother had taught him as a boy.*

3. What did he worry about?
That there was no more mercy left for him because of what a terrible sinner he had been.

4. What is Bible Truth that we are learning? Angels and People Rebelled against God in the Beginning.

5. What does our craft have to do with our Bible Truth: Angels and People Rebelled against God in the Beginning?

John's mother had told John how angels and people rebelled against God in the beginning, but that God offered salvation through Jesus to all people who turned from their sins and trusted in Him. His mother's words and the Bible verses she taught him were John's only hope when facing death in that storm.

Perhaps God would still forgive him.

6. What can our craft help us remember?
There is always mercy for any sinner who turns from their sins and trusts in Jesus.

TAKING IT TO OTHERS**Craft Presentation****Instructions:**

Have children hold up your model craft/their crafts. Choose five children (or you say) the five sections below to explain the craft's importance.

Presentation:

1. Our craft is: Strapped to a Steering Wheel in a Storm.



2. While strapped to a steering wheel in a terrible storm at sea. John Newton faced death and worried that there was no mercy left for a sinner like him because he had lived such a rebellious, blasphemous life against God.





3. Our Bible Truth is: Angels and People Rebelled against God in the Beginning.

4. John's mother had told John how angels and people rebelled against God in the beginning, but that God offered salvation through Jesus to all people who turned from their sins and trusted in Him. His mother's words and the Bible verses she taught him were John's only hope when facing death in that storm. Perhaps God would still forgive him.

5. Our craft can help us remember that there is always mercy for any sinner who turns from their sins and trusts in Jesus.

Note: Even non-readers can participate in presenting the craft, if you will whisper what they are to say in their ear and let them say it aloud for the others to hear.





BEFORE CLASS:**1. PICK YOUR PERSON**

VIPPs can be anyone in your church! Typically, they fall into 6 categories: Church staff, Elders, Deacons/deaconesses, Special Volunteers (people who aren't paid, but spend a lot of time helping out in particular ways), Supported Workers (aka missionaries), and Church Members.

2. GATHER YOUR FACTS

Use the VIPP Information Sheet to write down the facts about your VIPP. The information on this worksheet is used in the VIPP activities, listed in the "Choose an Activity" section below.

DURING THE ACTIVITY:**1. INTRODUCE YOUR VIPP**

Introduce your VIPP to the children, using the VIPP Information Sheet. Fill in a set of VIPP Clue Cards with the information for your VIPP. If desired, you can even have the actual person come into class for the children to meet.

Need help describing what someone does for the church in a kid-friendly way? Check out the list of common VIPPs on the Praise Factory website in the PFI Resources. There are lots of kid-friendly descriptions for common VIPP's, such as pastors, elders, deacons and a lot more.

2. PRAY!

Lead the children in praying for the VIPP. Ask the children if they would like to pray for one of the VIPPs prayer requests. Even non-readers can pray for the VIPP if you whisper the prayer request in their ear, then let them say it aloud. Never force a child to pray!

3. CHOOSE AN ACTIVITY

There are two activities you can use to help the children learn about the VIPP:

VIPP Clue Cards: These are nine coloring sheets in which children fill in the nine things they learn about the VIPP from the VIPP Information Sheet. Photocopy a set of each child. Use as few or as many of these Clue Cards as you desire.

VIPP Game: This is a game that uses a set of Clue Cards for one or two VIPPs.

Choose a VIPP and fill in his/her information on the VIPP Information Sheet. Fill in a set of VIPP Clue Cards with the information for your VIPP. Tell the children about the VIPP, having them fill in the VIPP Clue Cards with the key facts as they learn them. Write any words the children need to write on a white-board or other piece of paper so they can see how to spell them. Help younger children write these words on their clue cards. Ideas for how to tell the children about many common VIPPs are listed at praisefactory.org with the Resources for this Bible Truth.

Optional TAKING IT TO OTHERS Activity: Introduce and Pray for the VIPP

If you are presenting the VIPP to other children or parents you can assign children to hold up the 10 clue cards and say what each card tells about the VIPP. (Or, you can have the children hold them up as you tell what each one means.) Then lead the children in praying for the VIPP.

Game: Over, Under and Throw

Materials

Information Sheet for one VIPP

2 Set of Clue Cards

8 8.5" x 11" Manilla Envelopes

Nerf Ball or other soft ball for indoor use

Box or basket big enough for the envelopes to fit in and the ball to land in.

Preparing the Game

1. Fill in one set of clue sheets for the VIPP you are using.
2. Tape the other (blank) set of Clue Cards to the outside of the manilla envelopes.
3. Put the filled-in clue cards in the corresponding envelope.
4. Put all the Clue Cards envelopes in a bag, except for the ones with the names and pictures of the VIPPs.
5. Place the envelopes in the basket, a good shooting distance from where the child at the head of the line will stand.

Playing the Game

Reveal: Tell the children about the VIPP, showing them your filled-in clue cards as you tell about them.

Review: Have the children line up, all facing forward. Give the ball to the last child in line. At your signal, have them pass the ball to the next child with an overhead pass; then that child passes the ball through the legs of the next child, etc. until the ball reaches the first child. The first child in line then tries to make a basket. If he succeeds, he gets to go up and pick out an envelope to open. the teacher (or the child) tells the Clue Card category. The other children try to remember what the VIPP's answer was. Open it up and see if they got it right. If they did, the Clue Card is retired. If not, it can be added back with the Clue Cards in the basket. Game continues until all the envelopes have been retired or as time or attention span allows.

VIPP INFORMATION SHEET

VIPP NAME:

WHAT VIPP LOOKS LIKE

Man or Woman? _____

Hair color? _____

Eye color? _____

FAVORITE ANIMAL

FAVORITE FOOD

FAVORITE FREE TIME ACTIVITY

WHAT VIPP DOES DURING WEEK

VIPP GROUP OF SERVICE:

Church Member

Deacon

Elder

Church Staff

Special Volunteer

Supported Worker
(Missionary)

3 WAYS VIPP SERVES CHURCH

**3 WAYS TO PRAY FOR
THE VIPP**
