

BIBLE TRUTH 1, LESSON 1: PLANNER/OVERVIEW

GETTING STARTED: Welcome and Opening Songs (*introduce unit and get kids moving with these songs*)

Welcome to Praise Factory: PFI: Praise Factory Investigators Theme Song *PFI NIV Songs 6, Track 1*

Rules to Help Us Worship God and Love One Another: WoGoLOA Classroom Rules Song
PFI NIV Songs 6, Track 2

Big Question Under Investigation: Big Question 12 Songs *PFI NIV Songs 6, Tracks 3,4*

Big Question Bible Verse: Romans 5:12 Song *PFI NIV Songs 6, Track 5*
(*Extra Bible Verse Song: You Must Not Eat, Eat, Eat: Genesis 2,3 PFI NIV Songs 6, Track 6*)

DIGGING DEEP DOWN: Key Concept and Story (*introduce the Bible Truth and tell the related story*)

Bible Truth 1: Angels and People Rebelled against God in the Beginning

Bible Truth Hymn: This Is My Father's World, v.3 *PFI NIV Songs 6, Track 7*

Bible Verse: 1 John 3:8

Bible Verse Song: He Who Does What Is Sinful *PFI NIV Songs 6, Track 8*

Lesson 1 Old Testament: The Case of the Great Rebellion
Genesis 3:1-9; Jude 6:2; 2 Peter 2:4

TAKING ACTION: Response Activities (*choose from among these activities*)

Snack and Discussion Planner: The Serpent and the Fruit

ACTS Prayer: Prayer Sheet

Bible Truth Review: Discussion Questions and Game: Rush to Safety

Bible Truth Hymn: This Is My Father's World, v.3 *PFI NIV Songs 6, Track 7*

Song, Sign Language and Song Game: Big Voice, Little Voice **PFI NIV Songs 6 BOOK or ONLINE**

Bible Verse Review: 1 John 3:8 Discussion Sheet and Game: Balancing Act

Bible Verse Song: He Who Does What Is Sinful 1 John 3:8 *PFI NIV Songs 6, Track 8*

Song, Sign Language and Song Game: Sign It, Say It, What Does It Mean? **PFI NIV Songs 6 BOOK or ONLINE**

Story Review: Discussion Questions and Game: What's in the Box?

Case Replay, Jr: Drama Activity for Youngest Children (children do same story actions together)

Case Replay, Sr: Drama Activity for Most Children (children re-tell story with individual parts)

Craft: A Bite of Forbidden Fruit

VIPP (Very Important Prayer Person) Prayer Time: Coloring Sheets (Back of Book) and Game: Ball Roll Review

TAKING IT HOME: Take Home Sheet for Review and Family Devotions

PFI Pronto: Bible Truth 1, Lesson 1 **PFI NIV PRONTOS 6 BOOK or ONLINE**

The Case of the Great Rebellion Genesis 3:1-9; Jude 6:2; 2 Peter 2:4

by Connie Dever

Our story is called:**The Case of the Great Rebellion.****As you listen to the story, see if you can figure out:**

1. Who was first to rebel in the Great Rebellion? What happened to him and what will happen to him?
2. Who did that first rebel tempt to rebel also? What happened to them and who promised to rescue them?

Our story today takes place thousands of years ago at the beginning of time.

"It is very good," the LORD proclaimed at the end of Day Six of Creation. God delighted in all He had made. Everything was just as He planned it to be. In heaven, thousands upon thousands of mighty angels worshiped Him in His splendor and stood ready to do His bidding. On earth, there were countless creatures enjoying life in the new world: from wriggling, little worms to jumping monkeys and lumbering giraffes. Best of all, were the humans God had created. They were the crown of His creation. To them alone, He had given a spirit to know and love Him. He placed them in their special home--the Garden of Eden where they enjoyed wonderful fellowship with Him and each other.

In the garden, God provided for their every need. He had even placed there two very special trees: the Tree of the Knowledge of Good and Evil and the Tree of Life. The first tree was a tree whose fruit God told them never to eat. By obeying this command, they glorified God by showing their complete satisfaction in Him and trust in His good plans for them. The second tree was a tree of eternal life. To eat it would mean to continue to be fully satisfied in wonderful fellowship with God and His abundant blessings, forever and ever. Yes, the LORD's creation was very good. Everything in heaven and earth lived in perfect happiness and peace.

But the perfect happiness and peace of creation were not to last. Sometime, somehow, after that first wonderful week, something changed. Now, there are many good changes that God made a part of His creation. Day changed to night; plants sprouted up and bloomed; animals grew and had babies. But this one change was a change that was not good. Matter of fact, it was the worst change of all, for it was not a change that came from God, but from a mighty angel, who would come to be known as Satan.

Something in Satan's spirit darkened. He became dissatisfied. No longer was he content with the position God has assigned him. No longer did he want to worship God and serve Him. He wanted to be worshiped and served himself!

Satan wasn't alone. Other angels joined him and together they rebelled against God's reign in Heaven. Satan defied God and fought His holy angels; but of course, this was nothing but foolishness. How could any mere creature ever think he could match the LORD? Heaven and earth are always, completely controlled by His infinite power and goodness. Satan and his hordes had not even the least hope of a victory. They were defeated and cast out of God's holy presence. They were stripped of the name "angel" and called "demons." They were thrown into the gloomy pits of Hell—a place where there is no goodness, no love, no hope, no light, because, of course, it is a place completely without God. With eternal chains they were forced to dwell there until the Great Day of Judgment at the end of time, when they will receive their final, everlasting punishment.

Restrained, but not powerless, Satan planned how he could dishonor the LORD's name and destroy His creation. Why didn't God send Satan and these fallen angels to their final punishment right then? God hasn't told us. He has left that as one of the great mysteries of His plan for creation that we must trust to His perfect wisdom and goodness. So, for reasons that only our great, good God only understands, God chose to let Satan plan and act...but only as something He would weave into His perfect plan for creation.

Filled with hate, armed with cleverness and lies, Satan

Story-telling Tips

Ahead of time:

1. Read the Bible verses and story. Pray!
2. Create story cue cards on index cards (or highlight text).
3. Practice telling story dramatically, timing your presentation. Shorten, if necessary to fit your allotted time.
4. Decorate area with story props that help bring your story alive.

During your presentation:

1. Maintain as much eye contact as possible as you tell the story. Point to/use props at important points in the story. Include the kids in your story with a few questions about what they think will happen or words/concepts that might be new to them.
2. Watch the kids for signs that their attention span has been reached. Shorten, if necessary.

set out for earth. Just as he had led the rebellion among the angelic spirits in heaven, now he planned how he might tempt the only earth creatures God had given a spirit to know and love Him—humans-- to rebel against God, too.

Satan schemed how to best tempt Adam and Eve to become dissatisfied with God, too. They might be suspicious, if he spoke directly to them, he must have decided. After all, he would be a stranger to the Garden. No, he would use someone familiar, one of God's own creatures, so they would not suspect anything. Satan decided upon the serpent. He was the shrewdest of all the wild animals God created. The serpent's cleverness would serve his sneaky plan well. Satan planned to speak through the serpent that he might lure Adam and Eve into sin.

Taking the serpent into his service, Satan approached innocent and unsuspecting Adam and Eve as they enjoyed the perfect happiness of the Paradise God had given them.

"Did God really say, 'You must not eat from ANY tree in this garden?'" the serpent asked Eve.

"No! No!" Eve explained the serpent. "We may eat fruit from the trees in the garden, but God did say, 'You must not eat fruit from the tree that is in the middle of the garden, and you must not touch it, or you will die.'"

Ah, this was just what he wanted her to say. "Now for the lie," Satan thought. He said to Eve: "You will not surely die," the serpent said to the woman. "For God knows that when you eat of it your eyes will be opened, and you will be like God, knowing good and evil."

Eve listened what the serpent said, then she eyed the fruit of the tree of the Knowledge of Good and Evil with curiosity and wonder. How luscious it looked. She knew it would taste juicy and delicious. And just to think! If they ate it, they would become something greater than what God had made them!

Eve began to think of the differences between God and themselves, no longer with honor and worship, but with discontent and envy. Suddenly all that God had given them wasn't good enough. His laws seemed unfair. He was withholding something good from them by forbidding them to eat this fruit. Eve was dissatisfied with God and His ways. Why shouldn't they be wise like God, too?

Eve reached out and plucked a piece of ripe fruit from

the tree. She brought it to her mouth and ate it. She gave some to Adam and he ate it, too.

The taste of the fruit had hardly left their mouth, when the change came; but, it was not the change they hoped for. They had not become wise like God. They had not become better. No! They had become worse. Their perfect happiness and peace were gone. Guilt and unhappiness flooded into their hearts.

They looked at each other and saw something they did not want each other or the LORD to see. They covered themselves in fig leaves—the biggest leaves they could find—and hide themselves among the plants in the Garden of Eden, hoping the LORD would not find them. He had been perfectly good and wise to command them not to eat the fruit. Oh, if only they had been satisfied in Him and His ways! Now, their wonderful lives were ruined!

Satan watched as Adam and Eve felt pain and sin for the first time in their lives--and he was thrilled. His temptations had worked! God's precious creation was spoiled! The humans God had made to enjoy close fellowship with Him had been torn away from Him by their sin. Satan delighted to think that God's own holiness required that God, Himself must punish His beloved people for their sins with something very, very dreadful: death--eternal separation of people from God and everything good! Perhaps he was not able to overthrow God's reign in heaven, Satan thought, but at least he had ruined God's good creation on earth.

Satan rejoiced in his victory that day when Adam and Eve rebelled against God; but we know that his triumph would be short-lived. God's plans for His creation were good and unfailing. He had even woven a way for the sins of His people to be punished, yet not leave His people to die in their sins. How? He, Himself, would come save them! He, Himself, would bear their punishment. Yes! He would send His very own Son, Jesus, to come as a man to live a perfect life and offer it up on the cross as the perfect sacrifice for the sins of all who would ever turn from their sins and trust in Him as Savior. Jesus would bring great glory to God and He would bring God's people back into close fellowship with God forever. Once more, they would get to know the wonderful satisfaction of knowing God and obeying His good ways. How amazing is our God!

Cracking the Case:

It's time to answer our Case Questions.

1. Who was first to rebel in the Great Rebellion? What happened to him and what will happen to him? The mighty angel, Satan (and other angels with him.) He was cast out of heaven and allowed limited power. God will completely destroy Satan's works and will put him away to be punished forever when Jesus comes back.

2. Who did that first rebel tempt to rebel also? What happened to them and who promised to rescue them? Adam and Eve, the first people. When lost their perfect fellowship with God and brought sin and death into the world. God gave the first of many promises to send a Savior to defeat Satan and to save all who would turn away from their sins and trust in Him to save them.

Something for You and Me

Our Bible Truth is:

Angels and People Rebelled Against God in the Beginning

Our Bible Verse is: 1 John 3:8

"He who does what is sinful is of the devil, because the devil has been sinning from the beginning. The reason the Son of God appeared was to destroy the devil's work."

What about you and me? Have you ever thought about what you would have done, if you had been Adam or Eve? Perhaps you think that you wouldn't have been tempted by Satan's tricks. Look into your heart and see what you find. Are you ever discontent with the life God has given you? Do you ever envy others for what they have or get to do? Do you ever choose to forget one of God's good laws when there is something you can get if you would break one?

The truth is, all of us find Satan's temptations so delightful. We are all more like Adam and Eve than we would like to think. Adam and Eve's hearts became sinful when they chose to disobey God. Sadly, as their children, we are all born with sinful hearts. We all deserve God's punishment. But God gave Adam and Eve hope. And He gives us hope, too. God sent His Son Jesus to live a perfect life and offer it up on the cross as the perfect payment for the sins of all those who would ever turn from their sins and trust in Jesus as their own Savior. If we do this, God will forgive our sins and save us! How merciful is the LORD towards sinners, like us!

Let's praise God for being so much more powerful than Satan and wiser than all his schemes. Let's praise Him for loving sinful people like us so much that He sent His Son to be our Savior when He could have just punished us as sins deserve. Let's ask Him to help us to trust in Him as our Savior. Let's ask Him to help us see Satan's temptations and give us strength to say "no" to them. And let's ask Him to help us trust Him with the mysterious parts of His plan that we cannot understand, instead of being discontent.

Close in prayer.

Closing ACTS Prayer

A God, we praise You for hating sin, yet being so merciful to sinners, promising them a Savior.

C God, we confess that many times we sin when we are tempted, just like Adam and Eve. We, too, deserve Your punishment! We, too, need a Savior!

T God, we thank You for sending Jesus to save Your people, at just the right time, just as You promised.

S God, we ask that You would work in our hearts that we might turn away from our sins and trust in Jesus as our Savior. Help us to say 'no' to temptation and choose to obey You. Make our hearts satisfied with what You know is best and choose to give us.

ACTS PRAYER ACTIVITY

Use this sheet to write down your ACTS Prayer

Instructions:

Use this sheet to help the children apply the Bible Truth into a prayer. You can use the ACTS provided or even better, have the kids think of their own applications. Also have the children add their personal requests to the prayer, too. Lead the children in the prayer or let them pray sections, with your help. Never force a child to pray! Non-readers can participate by you whispering a section of the prayer into their ear and allowing them to pray it aloud for the group.

ADORATION:

God, we praise You for being completely good, hating sin, yet being so merciful to sinners who turn to You.

God, we praise You for being.....

Add your own Adorations:

CONFESSION:

God, we confess that like Adam and Eve, we have chosen to give in to Satan's temptations and rebel against You. We deserve Your punishment, too! We need a Savior!

God, we have sinned against You....

Add your own Confessions:

THANKSGIVING:

Thank You, God for sending Your Son Jesus to save from their sins all who trust in Him.

God, we thank You for...

Add your own Thanksgivings:

SUPPLICATION:

God, help us to resist the temptation to sin. Help us to be satisfied in You, trusting that Your good ways are always best--even when we don't understand them. Help us to choose to obey You rather than rebel against You. Work in our hearts, that we might turn away from our sins and trust in Jesus as our Savior.

God, we need Your help...

Add your own Supplication:

SNEAKY SNACK

Can you figure out how this snack ties in with our case?

Snack: The Serpent and the Fruit

Gummy worm "Serpent" with fruit cup "Fruit from the Garden of Eden."

This is only a suggestion. Feel free to modify. Be mindful of allergy issues among your children!

Case Tie-in: In the Garden of Eden, the crafty serpent tempted Adam and Eve to not be satisfied with God and what He gave them in the good fruit of the garden. He tempted them to disobey God and eat the fruit of the Tree of the Knowledge of Good and Evil, bringing sin and death to them and all of God's good world.

SOUL FOOD

Food for thought during snack time

1. What does the snack have to do with the story?

Choose a few questions from the other activity discussion sheets to talk about during this snack time.

2.

3.

4.

5.

6.

7.

Directions: Read and discuss Bible Truth, using a FEW of the questions. Play game. Feel free to modify the game to fit your children.

Angels and People Rebelled against God in the Beginning

God made the world perfectly good, but it did not stay that way. In heaven, a mighty angel named Satan led a rebellion of angels against God. Nothing sinful can ever remain in God's holy presence. These rebellious angels, called demons, were cast out of heaven and thrown into hell.

Satan continued his rebellion against God by tempting Adam and Eve to rebel against God, too. Their disobedience brought sin and death into the perfect world God created.

There are many things we cannot understand about Satan, evil and sin, or why God allowed them. However, we do know that God is perfectly good, powerful and wise. His ways are perfect and are so much more than our small minds can understand.

God hates sin and will do away with it. He sent Jesus to break the power of sin and death for all who trust in Him as their Savior. And one day Jesus will return again to rid the world of sin and death, Satan and his demons forever. What a wonderful day that will be!

Understanding the Bible Truth

1. How did God create the world? *Perfectly good.*
2. What changed about the world? *Sin came into the world.*
3. Who led the rebellion against God? *Satan.*
4. Why were the rebellious angels thrown out of heaven? *Because they were no longer holy. They were sinful. Nothing sinful can ever remain in God's presence.*
5. Where were the rebellious angels sent? *Into hell.*
6. How did Satan continue his rebellion against God? *Tempted Adam and Eve to rebel against God.*
7. What did Adam and Eve's disobedience bring into God's good creation? *Sin and death.*
8. What about God helps us trust Him about what we can't understand about Satan, sin and why God allowed them? *His perfect goodness, power, and wisdom. He hates sin.*
9. What did Jesus come to break? *The power of sin and death.*
10. What did Jesus do to break the power of sin and death? *He lived a perfect life and offered it up on the cross as the perfect sacrifice for the sins of all who turn from their sins and trust Him as their Savior.*
11. What will Jesus do when He returns? *Get rid of sin, death, Satan and his demons forever.*

Story Connection Questions

1. How does the story point to the **Bible Truth: Angels and People Rebelled against God in the Beginning**? *This is the story of how Satan rebelled against God and then tempted Adam and Eve to rebel, also.*
2. How is sin dissatisfaction with God and His good ways? *When someone sins they show that they do not think that who God has made them and what He has planned for them is what is best for them. They think that something else would be better.*

Bible Verse Connection Question

1. What does our Bible Truth have to do with our **Bible Verse: 1 John 3:8**: "He who does what is sinful is of the devil, because the devil has been sinning from the beginning. The reason the Son of God appeared was to destroy the devil's work.?"

Satan was the first to sin. He was sinning from the beginning. Adam and Eve became "of the devil" when they chose to rebel against God. They no longer wanted to keep on loving and pleasing God.

Life Application Questions

1. What should God's people do when they are tempted to sin? *Think about who God is and how whatever He has planned for them is best. Pray that God would show them a way out of temptation, as He promises in His Word. Ask God to give them hearts filled with more love for Him. Ask others to pray for them. Read God's Word to give them strength to resist Satan's temptations.*
2. How can we become God's people? *By turning from our sins, confessing them to God and trusting in Jesus as our own Savior.*

ACTS Questions

1. What is something we can praise God for because of this Bible Truth?
God, we praise You for being completely good, hating sin, yet being so merciful to sinners who turn to You.
2. What are sins we can confess to God because of this Bible Truth?
God, we confess that like Adam and Eve, we have chosen to give in to Satan's temptations and rebel against You. We deserve Your punishment, too! We need a Savior!
3. What is something we can thank God for because of this Bible Truth?
Thank You, God for sending Your Son Jesus to save from their sins all who trust in Him.
4. What is something we can ask God for because of this Bible Truth?
God, help us to resist the temptation to sin. Help us to be satisfied in You, trusting that Your good ways are always best--even when we don't understand them. Help us to choose to obey You rather than rebel against You. Work in our hearts, that we might turn away from our sins and trust in Jesus as our Savior.

The Gospel

1. God show His holiness and His mercy to sinful people in the good news of Jesus. Can you tell me the gospel?
God is the good Creator and King of the world. He made people to worship Him and live by His good laws. But we are all sinners who have rebelled against Him. We all deserve death--God's just, eternal punishment for our sins. How terrible! But God has good news for us. In His great mercy, God sent His Son Jesus to earth to save sinners. Yes, Jesus, the perfect Son of God, left His home in heaven and became a man. He lived the perfect life that pleases God. (He's the only one who has ever done that!) He offered it up to God His Father as the perfect sacrifice for sins when He suffered and died on the cross. Then, on the third day, Jesus rose from the dead in victory. He had fully paid for the sins of God's people, so they wouldn't have to! Now all who turn away from their sins and trust in Jesus as their Savior will receive forgiveness of sins and eternal life with God. They will be His very own special people who will know Him and enjoy Him forever. We can be God's people, too, if we turn from our sins and trust in Jesus as our own Savior.

Game: Rush to Safety

Materials

Construction Paper
CD and CD player
Masking Tape
Small bowl or bag
Bible Truth Questions

Preparing the Game

1. Choose 20+ questions for your game from the Bible Truth Discussion Questions, or make up your own.
2. Write the Bible Truth questions on small thin strips of paper (or make a photocopy of the Bible Truth Discussion Questions and simply cut them into strips) and put them in the bag/bowl.
3. Cut circles about 9" in diameter, enough for every child but one.
4. Tape the circles on the floor around the room.

Playing the Game

Point out the safety spot circles on the floor. Tell the children that you will tell the children to move however you command them to move, such as march, walk, skip, crab crawl, etc. (BUT NOT RUN!!!) when you play the music. But when the music stops, they are to get to a safety spot. Show them that there is one spot too few for them all so that someone will be caught out. The child who has no safety spot picks a question for the class to answer. If the class answers it correctly, then the child is added back into the group. If not, then the child stays out and another safety spot is removed.

Game continues as number of questions, time, and attention span allow.

NOTE: Have the children who are "out" help make up actions for the other children to do, put them in charge of the music, etc. along with you. This will keep them happily occupied as they continue.

Non-competitive Option

Have the child without a safety spot choose a question for the class, but then join the game, even if the class gets it wrong. Add the question back into the bag for further review. Don't reduce the number of safety spots.

Optional TAKING IT TO OTHERS Activity: Quiz Questions

Have the children choose a few of the questions from the game to ask the parents/other children during TAKING IT TO OTHERS time. Help pre-readers by whispering the question in their ear and letting them ask it aloud to the parents/other children. Make sure you read the Bible verse aloud before you ask your questions.

Directions:

1. Write words to song in large print before class.
2. Play the song for the children, helping them follow along on the song sheet.
3. Discuss the song, using a few questions from the discussion sheet. *Don't use them all!*
4. Introduce sign language for key words of your choice from sign language sheet for your song. Use as few or as many as you think the children can learn.
5. Sing and sign the song. Sign language as well as large format lyrics and sheet music are found in the PFI Unit Songbook or online.
6. If desired, play the Song Game.

Optional TAKING IT TO OTHERS Activity: Presenting and Singing the Song

1. Sing and sign the song, encouraging the watching children/parents to join in.
2. Ask the class some of the questions listed below. The Bible Truth Connection Question is particularly good to help them understand how the song ties in with the Bible Truth.

This Is My Father's World

Verse 3

This is my Father's world,
 O let me ne'er forget,
 That though the wrong
 Seems oft so strong,
 God is the Ruler yet.
 This is my Father's world.
 The battle is not done.
 Jesus who died shall be satisfied,
 And earth and heaven be one.

Listen to it on PFI NIV Songs 6, Track 7

Understanding the Song

1. Who can call the Lord his/her Father? *All who confess their sins to Him and trust in Him for forgiveness through Jesus' death on the cross.*
2. What belongs to "my Father"? *The world.*
3. What does it mean that "wrong seem oft so strong" in this world? *There are many bad and painful things that happen. Sometimes it seems like they are stronger than God and His plan.*
4. Even though wrong seems often so strong, what should believers remember? *That God is the Ruler of the world still.*
5. What battle isn't done yet? *The Lord's battle over all that is evil in this world.*
6. What does it mean that Jesus shall be satisfied? *Jesus died for the sins of all who would ever turn and trust in Him for forgiveness. He rose again and then ascended into heaven as the conqueror over sin and death for His people. For now, until all of God's plan on earth is complete and all His people from every nation and people have come to Him in faith, the battle against sin and death will continue. But one day, when all of God's plan for this earth is finished, the Lord Jesus will come back, bring an end to of sin, death and Satan in a final and everlasting victory. Then all that He had planned to accomplish with His death, will be completed, satisfied.*
7. What does it mean for heaven and earth to be one? *For God's will is perfectly done here on earth as it is in heaven. This will happen when Jesus is satisfied, when there is the final end to sin and death.*

Bible Truth Connection Question

1. How does this song relate to our **Bible Truth: Angels and People Rebelled Against God in the Beginning**? *The wrong in this world that often seems so strong is sin. It came into the world when Adam and Eve believed Satan's tempting lies and rebelled against God. Oh, what terrible suffering and death into God's perfect creation that day! Yet, God is still the ruler of the world, not Satan. He will fight and win over Satan, sin and death! God sent Jesus, just as He promised, to break the power of sin and death, when He died on the cross. And at the end of time, Jesus will come back and bring an end to Satan, his demons and all that is evil, once and for all. God is the Ruler yet.*

Story Connection

1. How does this song relate to today's story? *Satan was successful in tempting Adam and Eve to sin. He rejoiced at see them rebel against God and then experience the pain of sin and suffering for the first time. It made him happy to see God's perfect creation spoiled. Even though spoiled, the world still belonged to God, not Satan. He promised that He would send Jesus to crush Satan and save His people from their sins. Satan, one day, will be sent to everlasting punishment, never to harm again.*

Bible Verse Connection Question

1. What does this hymn have to do with our Bible Verse: **Bible Verse: 1 John 3:8:** "He who does what is sinful is of the devil, because the devil has been sinning from the beginning. The reason the Son of God appeared was to destroy the devil's work."?

This hymn reminds us that because of the devil's work from the beginning, wrong (sin) often seems so strong. But, God is the Ruler yet. Jesus broke the power of sin and death when He died on the cross and rose from the dead. That is just the beginning. When Jesus comes back, He will finish off sin and death forever. The work of the devil will be destroyed and Jesus shall be satisfied once and for all time.

Life Application Questions

1. How can God's people be affected by the message of this song? *They can praise God for being the true Ruler over this world. One day He will bring an end to the strong wrong of sin and death that came into the world through Satan's tempting of Adam and Eve, when Jesus returns. They can ask God to give them strength by His Holy Spirit to resist Satan's temptations to them to sin and rebel against God. They can ask Him to help them want to love and live for Him more and more.*

2. What is the best first step God wants us to take in making Him the Ruler over our lives? *Turning away from our sins, confessing them to God, and trusting Jesus as our own Savior.*

ACTS Questions

1. What is something we can praise God for from this hymn? *Praise God for being the Ruler of this world who will overcome all evil.*

2. What are sins we can confess to God from this hymn? *That many times we, like all people, do evil that God will one day finally punish and get rid of. We deserve God's punishment! We need a Savior!*

3. What is something we can thank God for from this hymn? *We can thank God that He has beaten death through Jesus, for all who turn away from disobeying Him and trust in Jesus as their own Savior. We can thank Him for His promise to do away with sin and evil forever one day.*

4. What is something we can ask God for from this hymn? *That God would work in our hearts that we might turn from our sins and trust Jesus as our Savior. That we might be not be discouraged by the evil in the world and the sin in our hearts, but remember that He saves all those who trust in Him and that one day all evil will be gone for good.*

Gospel Question

1. God is the Ruler of this world who will one day will punish and do away with all evil and sin. What hope is there for sinners like you and me? What is the gospel?

God is the good Creator and King of the world. He made people to worship Him and live by His good laws. But we are all sinners who have rebelled against Him. We all deserve death--God's just, eternal punishment for our sins. How terrible! But God has good news for us. In His great mercy, God sent His Son, Jesus to earth as a man to save sinners. He lived the perfect life that pleases God. (He's the only one who's ever done that!) He offered it up to God His Father as the perfect sacrifice for sins when He suffered and died on the cross. Then, on the third day, Jesus rose from the dead in victory. He had fully paid for the sins of God's people, so they wouldn't have to! Now all who turn away from their sins and trust in Jesus as their Savior will receive forgiveness of sins and eternal life with God. They will be His very own special people who will know Him and enjoy Him forever. We can be God's people, too, if we turn from our sins and trust in Jesus as our own Savior.

Song Game: Big Voice, Little Voice

Materials

Song

Sign language signs used in the song printed out onto little cards

Blindfold

Preparing the Game

None.

Playing the Game

1. Practice the song and signs until the children know them well. Then tell them: "Children, we are going to hide a sign language sign and see if one of you can find it... with a little help from the rest of us!"
2. Choose someone to be "It" and blindfold them. Choose another child to hide one of the sign language cards. When it's hidden, "It" can remove the blindfold and begin to look.
3. The rest of the children will sing the song in a louder voice when "It" gets closer to the hidden sign and quieter when "It" gets further from the sign.
4. When "It" finds the hidden clue, another "It" is chosen and play begins again.

Game continues as number of questions, time, and attention span allow.

choose a FEW questions for discussion, then choose the game and/or music activity

Meditation Version: 1 John 3:8

“He who does what is sinful is of the devil, because the devil has been sinning from the beginning. The reason the Son of God appeared was to destroy the devil’s work.”

Understanding the Bible Verse

1. What is sin? *Failing to obey God and His good laws in what we do or say or think.*
2. Of whom is “he who does what is sinful?” What does that mean? *He is “of the devil.” That doesn’t mean that he becomes a devil like Satan and the other disobedient angels. Devil is a word used only for rebellious angels. It does mean that like Satan, they choose to keep rejecting God and His good ways over and over and over. They do not desire to turn away from their sins or please God.*
3. Everyone sins, both people who are Christians and whose sins have been paid for, as well as people who are not Christians who keep rejecting God’s offer of forgiveness. Does that mean that everyone is of the devil, even Christians whose sins have been forgiven by Jesus? *No. When someone becomes a Christian, the Holy Spirit changes their heart and their life. He fills them with more and more love for God. He helps them to turn from sin and love God more and more. They still sin, but they do not want to. They hate sin. They want to please God most of all. They are no longer “of the devil”; they are “of God”. He calls them His special, adopted children.*
4. Who is the devil? *Satan is especially known as “the devil,” but all of the rebellious angels are also called devils.*
5. How long has he been sinning? *From the beginning.*
6. Does beginning mean from the time God made Satan or something else? *It means something else. God called all that He made good, even all the angels. Satan was good when God created him. Sometime very soon after God created everything, something changed in Satan and he became sinful. Since he became evil so soon after all things were created, it is still called the beginning.*
7. Who is the Son of God? Why did He appear? *Jesus. To destroy the devil’s work.*
8. What is the devil’s work? *To dishonor God and rebel against His good ways. To ruin His good plan and His good creation.*
9. How did Jesus destroy the devil’s work? *The devil tempted humans to rebel against God, too, that they might be separated from Him and face His eternal punishment. Jesus came and died on the cross to pay for the sins of all who turn and trust in Him that their fellowship with God would be restored, that they would no longer want to keep on sinning, and they would enjoy life with Him forever and ever.*
10. How did Jesus “appear?” *He was born a baby in Bethlehem; fully God, yet fully man.*
11. How will Jesus appear at the end of time? *How will He finish destroying the devil’s work then? He will not come as a baby, but as the mightiest king. He will bring final judgment upon Satan and the other devils/demons, as well as all people who have refused to confess their sins to Him and be forgiven. Satan along with the other devils/demons and all who refused to believe in Jesus will be punished forever.*
12. What did the devil have to do with people becoming sinful? *Tempted them to sin.*

Bible Truth Connection Question

1. What does this verse have to do with the **Bible Truth: Angels and People Rebelled against God in the Beginning?** *Satan was the first to sin. He was sinning from the beginning of creation. Adam and Eve became “of the devil” when they chose to rebel against God. They no longer wanted to keep on loving and pleasing God. But oh, how wonderful that God sent His Son Jesus! Jesus was the Savior who came to rescue sinners from God’s punishment that they deserved. Jesus destroyed the devil’s work, when He suffered and died on the cross, then rose on the third day in victory! Now all who repent of their sins and trust in Him will be saved.*

Story Connection Questions

1. Who did the devil use to tempt the first people to sin? *The serpent.*
2. How did Adam and Eve become “of the devil” when they sinned? *They chose to rebel against God. They no longer wanted to keep on loving and pleasing God.*

Life Application Questions

1. What should we do if we do not want to be "of the devil", but be "of God?" *Confess our sins to Jesus and trust Him as our Savior. He promises to forgive them and make them His people.*

ACTS Questions

1. What is something we can praise God for from this Bible verse?

Praise God for being the Destroyer of the works of the devil! He will bring an end to sin and death!

2. What is something we can confess to God from this Bible verse?

Confess that many times we do practice sinning. We choose to disobey God over and over. We need to turn away from our sins and trust in Jesus as our Savior.

3. What is something we can thank God for from this Bible Verse?

Thank God for sending Jesus to be the perfectly just and upright offering for the sins of all God's people, that they could be saved from God's punishment. Instead, all who turn from their sins and trust in Jesus can have eternal life with God!

4. What is something we can ask God for from this Bible Verse?

Ask God to work in our hearts and help us to confess our sins to Him and trust in Jesus as our Savior. Ask Him to help us to send the Holy Spirit to live in us and change us so that we would reflect more of His perfect justice and uprightness. Ask Him to help us to turn away from making a practice of sinning and instead make a practice of obeying Him.

Gospel Question

1. How did Jesus destroy the works of the devil? What is the gospel?

God is the good Creator and King of the world. He made people to worship Him and live by His good laws. But we are all sinners who have rebelled against Him. We all deserve death--God's just, eternal punishment for our sins. How terrible! But God has good news for us. In His great mercy, God sent His Son Jesus to earth to save sinners. Yes, Jesus, the perfect Son of God, left His home in heaven and became a man. He lived the perfect life that pleases God. (He's the only one who has ever done that!) He offered it up to God His Father as the perfect sacrifice for sins when He suffered and died on the cross. Then, on the third day, Jesus rose from the dead in victory. He had fully paid for the sins of God's people, so they wouldn't have to! Now all who turn away from their sins and trust in Jesus as their Savior will receive forgiveness of sins and eternal life with God. They will be His very own special people who will know Him and enjoy Him forever. We can be God's people, too, if we turn from our sins and trust in Jesus as our own Savior.

Game: Balancing Act

Materials

Bible verse written up in large print so that all can see
 10 or so various balance-able items, per team
 (erasers, plates, rulers, books, shoes, etc.)
 Paper, marker
 2 baskets/boxes per team

Preparing the Game

1. Make copy of the verse per team and cut it apart into as many parts as there are items per team. Number these verse pieces in order.
2. Make a sign per team of the verse. If you have a lot of non- or early readers, write the verse in easy to read print, numbering each word/section that correspond to the sections on the cut-up version of the verse. If your children are all proficient readers, do not write the verse on the poster board, but simply draw lines and number them 1-10, corresponding to the 10 verse pieces.
3. Write down and cut out the numbers used on the verse pieces and put in a little bag or jar.
4. Use masking tape to mark starting line. Tape the verse pieces to the items and make a pile for each team at the far end of the relay area.
5. Place items for each team in a basket and place at each team's starting point. Place the other baskets at the other end of the relay area.

Learning the Verse

Some or all of your children may be non- or early readers. Teach the verse in sections, having them say it after you. Repeat a few times. Add clapping or other movement as they say it.

Directions

1. If desired, lead the children in a discussion of a **FEW** of the most important questions before beginning game.
2. Explain the game to them as follows:
 Divide the children into teams and have them line up at a start line. Have the whole group say the verse together. Then draw a number from the bag. Tell the first person in each line to pick an item from the basket at the starting line. They are to put it on their head, and balance it down to the other end. If they drop the item, they just pick it up and continue from that point. When they get there, they are to put their balanced item in the basket and then say the verse to the leader. The leader will then give them the piece of verse with the number on it that was drawn. The two children then rush back to their team with the verse piece and sit down at the back of the line. When all items have been taken down to the other end and all verse pieces retrieved, have been retrieved, they will then put all the pieces in verse order. If working with less confident readers, point out to them that they can use the sign you made and the numbers in the verse pieces as hints to help them line it up properly. After getting it in order, the team will finish by saying the verse all together. The first team to do so, wins.

Non-competitive Option

Don't divide the children into teams. Have them say the verse together, then have one child retrieve the correctly numbered verse piece for the group. Everyone assembles and says the verse together at the end.

Optional TAKING IT TO OTHERS Activity: Quiz Questions

Have the children choose a few of the questions from the game to ask the parents/other children during TAKING IT TO OTHERS time. Help pre-readers by whispering the question in their ear and letting them ask it aloud to the parents/other children. Make sure you read the Bible verse aloud before you ask your questions.

Directions:

1. Write words to the song in large print on a white board or some large paper before class.
2. Play the song for the children, helping them follow along on the song sheet.
3. Discuss the song, using a few questions from the discussion sheet. *Don't use them all!*
4. Introduce sign language for key words of your choice from the sign language sheet for your song. Use as few or as many as you think the children can learn.
5. Sing and sign the song. Sign language as well as large format lyrics and sheet music are found in the PFI Unit Songbook or online.
6. If desired, play the Song Game.

Optional TAKING IT TO OTHERS Activity: Presenting and Singing the Song

1. Sing and sign the song, encouraging the watching children/parents to join in.
2. Ask the class some of the questions listed below. The Bible Truth Connection Question is particularly good to help them understand how the verse ties in with the Bible Truth.

He Who Does What Is Sinful

We who reflect the Lord's glory,
 Are being transformed into His likeness,
 Which comes from the Lord,
 With ever-increasing glory,
 Which comes from the Lord,
 The Lord who's the Spirit,
 Who is the Spirit,
 Who is the Spirit.
 Second Corinthians Three, eighteen.

Listen to it on PFI NIV Songs 6, Track 8

Song Game: Sign It, Say It, What Does It Mean?**Materials**

Sign Language signs used in song, particularly choose words with important meanings you want the children to learn, such as "grace", "redeem", etc. Bag or bowl

Preparing the Game

1. Cut out signs and put in bowl.

Playing the Game

1. Practice the song and signs until the children know them well. Then put all the signs we've learned in this bag/bowl and mix them up.
2. Ask one of the children to choose a sign, but not show it to anyone...but you, if they need some help.
3. Ask the child to do the sign for the rest of the children and see if the other children can guess which one it is. Do the sign with the child, if desired.
4. When the children guess the sign, ask them the meaning of the word. If no one guesses the sign, put it back in the bowl to be picked again.
5. Choose another child to pick a new sign from the bag and continue.

NOTE: You might want to sing the song after you do each word or couple of words.

Directions: Read and discuss Bible Truth, using a FEW of the questions. Play game. Feel free to modify the game to fit your children.

General Story Questions

1. What did God proclaim about His creation at the end of Day Six? *It was very good.*
2. What was special about the Garden of Eden the Lord made for Adam and Eve? *It had everything they needed. It had two special trees in it: the Tree of the Knowledge of Good and Evil; and, the Tree of Life.*
3. How did Adam and Eve glorify God by obeying His command to not eat from the Tree of the Knowledge of Good and Evil? *They showed they were satisfied in God and His good ways. They wanted nothing other than what God had chosen for them.*
4. What did Satan no longer want to do when his spirit darkened? *He did not want to worship and obey God. He wanted to be worshiped and obeyed, himself.*
5. Why did Satan and the other angel fail in their rebellion against God? *Because God is all-powerful. Angels are only creatures. They could never defeat God.*
6. What did God do to Satan and the rebellious angels? *He threw them out of heaven and cast them into hell, putting them in eternal chains until Judgment Day.*
7. What is the name for the fallen angels? *Demons.*
8. Why did God send Satan and the other angels to their final eternal punishment right after they rebelled? *We do not know. We have to trust God's perfect wisdom.*
9. Why did Satan want to tempt Adam and Eve to rebel of all the creatures on earth? *They alone had spirits to know and love God. They were the crown of His creation.*
10. Why did Satan choose to use the serpent to tempt Adam and Eve? *Because he was crafty and clever. His natural gifts would be good to use to tempt them.*
11. What question did Satan ask Eve about the trees in the Garden of Eden? *"Why did God say they couldn't eat from them?"*
12. Which was the only tree God said they could not eat from? What would happen if they did? *The Tree of the Knowledge of Good and Evil. They would die.*
13. What did Satan say would really happen to them if they ate from the Tree? *They would not die, but their eyes would be opened and they would be wise like God, knowing good and evil.*
14. What was tempting to Eve about eating the fruit? *It was beautiful, it looked good to eat, she thought it would make her wise like God.*
15. What happened inside Eve's heart? *Became dissatisfied with what God had for them.*
16. What was Adam's sin? *He did not speak out against the serpent, he did not stop Eve from taking the fruit, he ate the fruit, himself. He was dissatisfied with God's good plan.*
17. What really happened when they ate the fruit? *Their fellowship with God was broken. They experienced pain and suffering for the first time.*
18. What did Adam and Eve do after they ate the fruit? *They used fig leaves to cover themselves up and they hid from God in the shrubs of the Garden of Eden.*
19. Why wouldn't Satan rejoice always? *Jesus would save God's people from their sins and crush Satan.*

Bible Truth Connection Questions

1. What does our story have to do with our Bible Truth? *This is the story of how Satan rebelled against God and then tempted Adam and Eve to rebel, also.*
2. How is sin dissatisfaction with God and His good ways? *When someone sins they show that they do not think that who God has made them and what He has planned for them is what is best for them. They think that something else would be better.*

Bible Verse Connection Question

1. What does the story have to do with our **Bible Verse: 1 John 3:8**: "He who does what is sinful is of the devil, because the devil has been sinning from the beginning. The reason the Son of God appeared was to destroy the devil's work."?

This is the story of how Satan began sinning and tempted the first people to sin against God, too. This is how they became "of the devil" instead of "of God." They chose to, like Satan, rebel against God and live their own way, not God's good way. But, it is also the story of God's promise to send Jesus, the Son of God, to save them and to destroy the devil's work.

2. Who did the devil use to tempt the first people to sin? *The serpent.*

3. How did Adam and Eve become "of the devil" when they sinned? *They chose to rebel against God. They no longer wanted to keep on loving, trusting and pleasing God.*

Life Application Questions

1. How does Satan tempt us to be dissatisfied with God? *Like Adam and Eve, he whispers lies to us that God's ways for us are not as good as doing things our own way, in our own timing.*

2. We are all sinners who deserve God's just punishment for disobeying His good ways, but God offers us forgiveness for our sins. How can we have God's forgiveness? *By turning from our sins, confessing them to God and trusting Jesus as our own Savior.*

ACTS Questions

1. What is something we can praise God for being that we learned in our story?

Praise God for being so merciful to sinners by promising them a Savior.

2. What is something we can confess as sin that we learned in our story?

Confess that many times we sin when we are tempted, just like Adam and Eve. We deserve God's punishment. We need a Savior!

3. What is something we can thank God for that we learned in our story?

We can thank God for sending Jesus, at just the right time, just as He promised.

4. What is something we can ask God for that we learned in our story?

We can ask God to work in our hearts, helping us to turn away from our sins and trust Jesus as our own Savior. We can ask Him to work in our hearts that we would say no to temptation and obey Him. We can ask Him to give us hearts satisfied with what He gives us, instead of greedy for more.

The Gospel

1. What is the good news of the Savior that God promised to sinners, even beginning with Adam and Eve? What is the gospel?

God is the good Creator and King of the world. He made people to worship Him and live by His good laws. But we are all sinners who have rebelled against Him. We all deserve death--God's just, eternal punishment for our sins. How terrible! But God has good news for us. In His great mercy, God sent His Son Jesus to earth to save sinners. Yes, Jesus, the perfect Son of God, left His home in heaven and became a man. He lived the perfect life that pleases God. (He's the only one who has ever done that!) He offered it up to God His Father as the perfect sacrifice for sins when He suffered and died on the cross. Then, on the third day, Jesus rose from the dead in victory. He had fully paid for the sins of God's people, so they wouldn't have to! Now all who turn away from their sins and trust in Jesus as their Savior will receive forgiveness of sins and eternal life with God. They will be His very own special people who will know Him and enjoy Him forever. We can be God's people, too, if we turn from our sins and trust in Jesus as our own Savior.

Game: What's in the Box?

Materials

10-20 Various props or pictures with an association with the story
Paper and Marker
Large box or basket
Story Review Questions

Preparing the Game

1. Choose 20+ questions for your game from the Story Review Discussion Questions, or make up your own.
2. Place the props/pictures in the box.

Playing the Game

Divide the children into two teams. Teams will take turn having one of their members reach into the box and pull out a story prop/picture. He will show it to his team and they will come up with an answer as to how that particular prop relates to the story. A correct answer wins 2 points for the team. The team can double their points if they can also tell something from the story they learned about God or about how He wants His people to live. If the team is unable to come up with an answer, then the other team can give an answer for 1 point. For extra fun, you can add some props/pictures that have nothing to do with the story, making the children eliminate them....or even try to think of way it could be added to the story.

Game continues until all children get to pull out a prop/picture,, or as number of questions, time, and attention span allow.

Non-competitive Option

Have the children sit down in a circle around the box. Have the children take turns pulling props/pictures out of the box for the other children to tell what it has to do with the story.

Optional TAKING IT TO OTHERS Activity: Quiz Questions

Have the children choose a few of the questions from the game to ask the parents/other children during TAKING IT TO OTHERS time. Help pre-readers by whispering the question in their ear and letting them ask it aloud to the parents/other children.

CASE REPLAY ACTIVITIES

Use this guide to review the Case Story and act it out for others to enjoy!

CASE REPLAY, JR: YOUNGEST CHILDREN

Description: The children will act out the story together, everyone doing the same action/sound effect at the same time. This activity is most suitable for kindergarteners.

Materials

The Case RePlay, Jr. script for younger children

Preparation

1. Read through the script and write in the blanks along the side possible actions/sound effects the children could do to act it out.

Instructions

1. Tell the children that they will be re-enacting the story together as you tell it.
2. As you read the script, lead the children in actions/sound effects to do with you.
3. If desired, you can read the script and stop at certain sentences and ask them what a good action/sound effect would be to act out what you just read.
4. Repeat the re-enactment one or two times more.

CASE REPLAY, SR: OLDER CHILDREN

Description: The children act out the story as a three-scene play. You will narrate it using the Case RePlay, Sr. script and they will act it out (no spoken words, for the most part), with each child assuming a different character's role. This activity is most suitable for first grade and up. You will review the story, then practice it a few times before performing it for others.

Materials

The Case RePlay, Sr. script
White board or other large format paper
Costumes and props

Preparation

1. Prepare for the play by choosing costumes and props for each character in the story. Decorate the area with any scenery props.
2. Write the words "Beginning," "Middle," "End" on a large piece of paper/whiteboard with plenty of space under each heading. You will use this paper to help the children think about the story as a three-scene play, as it is presented in the script.

Instructions

1. Tell the children that they will get to act out the story as a three-scene play, with a beginning, middle and end section. Tell them that before they can act it out, they need to think it out. as you narrate it with your script.
2. Take the children's answers as they recount the story, helping them put key incidents in the right order.
3. If desired, when they have filled in their Beginning, Middle, End, read through your whole (real) script, so they hear exactly what you will have them act out.
4. Then tell the children that it's time to practice acting out the story.
5. Assign parts to each child. If you are using costumes, do NOT give them out at this point. They will be a distraction.
6. Have all the children sit on the floor or in chairs on one side of the "stage," then call the characters up in place as their part in the story comes.
7. As you read the script, guide the children in where you want them to move or do to act it out.
8. After going through the whole script once, give out any costumes and props and act out the script once or twice more.

Optional TAKING IT TO OTHERS Activity: Re-enacting the Story

Read the script as the children act out together (younger) or assuming different roles (older) as the other children or the parents watch.

CASE REPLAY, JR--YOUNGER KIDS (KINDERGARTEN) P.2

“Welcome to our play! The name of our story is called: The Case of the Great Rebellion.

This is an Old Testament story. It takes place in the Garden of Eden, back in the beginning of the world.

And now we present: “The Case of the Great Rebellion.”

Scene 1:

At the end of Day Six, God proclaimed all of His creation to be very good, just as He planned it to be. Everything from angels in heaven to all the creatures of earth take joy in God’s creation, too. The humans were the crown of God’s creation. God had placed them in the Garden of Eden where they had all they needed and enjoyed close fellowship with Him. They reflected their perfect satisfaction with God and His good ways by not eating the fruit of the Tree of the Knowledge of Good and Evil, just as God had commanded. They looked forward to the blessing of being forever satisfied in fellowship with God by one day eating from the fruit of the Tree of Life. But somewhere, somehow after God had created the world, Satan’s spirit darkened with dissatisfaction. He did not want to worship and serve God, but be worshiped and served himself. Satan gathered other dissatisfied angels to himself and led them in a rebellion against God. Satan hasn’t a chance of victory. God is all-powerful and perfectly holy. God defeats Satan and casts him and the other demons out of heaven into gloomy pits of hell, bound in eternal chains.

Actions:

Scene 2:

Satan plans to tempt humans into dissatisfaction and rebellion against God, too. He chooses to use the clever serpent to tempt them. He comes to Eve in the Garden of Eden and pretends to be surprised that God would not let them eat any of the fruit in the Garden. Eve says they can eat the fruit from every tree, except the Tree of the Knowledge of Good and Evil, because they will die. She even says they aren’t supposed to touch it (which God did not say). Satan lies to Eve, telling her that they will not die but their eyes will be opened and they will be like God, knowing good and evil. Eve becomes dissatisfied with God and distrustful of His good ways. She sees how delicious the fruit looks and believes Satan’s lies that it will make her wise. She takes some fruit and eats it. She gives some to Adam and he eats it, also.

Scene 3

Adam and Eve’s eyes are opened, but they are not wiser. Instead they experience separation from God and the pain of sin. It is terrible. They are ashamed. They cover themselves with fig leaves and hide from God in the Garden of Eden. Satan rejoices, but we know that he will not rejoice forever. One day Jesus would come to save His people by dying on the cross. Once more they would know the wonderful, perfect satisfaction of fellowship with God.

Bible Truth Tie-In:

The Bible Truth we are learning is: **Angels and People Rebelled against God in the Beginning.** This is the story of how Satan rebelled against God, and then tempted Adam and Eve to rebel, also. And, it’s the story of the God’s first promise to send a Savior to save them from their sins.

CASE REPLAY, SR--OLDER KIDS (1ST GRADE AND UP) P.3

"Welcome to our play! The name of our story is called: The Case of the Great Rebellion.

This is an Old Testament story. It takes place in the Garden of Eden, back in the beginning of the world.

The characters in our story are: God, angels, Satan, bad angels (demons), Adam and Eve, the serpent, Jesus.

And now we present: "The Case of the Great Rebellion."

Scene 1: (Beginning)

At the end of Day Six, God proclaimed all of His creation to be very good, just as He planned it to be. Everything from angels in heaven to all the creatures of earth take joy in God's creation, too. The humans were the crown of God's creation. God had placed them in the Garden of Eden where they had all they needed and enjoyed close fellowship with Him. They reflected their perfect satisfaction with God and His good ways by not eating the fruit of the Tree of the Knowledge of Good and Evil, just as God had commanded. They looked forward to the blessing of being forever satisfied in fellowship with God by one day eating from the fruit of the Tree of Life. But somewhere, somehow after God had created the world, Satan's spirit darkened with dissatisfaction. He did not want to worship and serve God, but be worshiped and served himself. Satan gathered other dissatisfied angels to himself and led them in a rebellion against God. Satan hasn't a chance of victory. God is all-powerful and perfectly holy. God defeats Satan and casts him and the other demons out of heaven into gloomy pits of hell, bound in eternal chains.

Scene 2: (Middle)

Satan plans to tempt humans into dissatisfaction and rebellion against God, too. He chooses to use the clever serpent to tempt them. He comes to Eve in the Garden of Eden and pretends to be surprised that God would not let them eat any of the fruit in the Garden. Eve says they can eat the fruit from every tree, except the Tree of the Knowledge of Good and Evil, because they will die. She even says they aren't supposed to touch it (which God did not say). Satan lies to Eve, telling her that they will not die but their eyes will be opened and they will be like God, knowing good and evil. Eve becomes dissatisfied with God and distrustful of His good ways. She sees how delicious the fruit looks and believes Satan's lies that it will make her wise. She takes some fruit and eats it. She gives some to Adam and he eats it, also.

Scene 3: (End)

Adam and Eve's eyes are opened, but they are not wiser. Instead they experience separation from God and the pain of sin. It is terrible. They are ashamed. They cover themselves with fig leaves and hide from God in the Garden of Eden. Satan rejoices, but we know that he will not rejoice forever. One day Jesus would come to save His people by dying on the cross. Once more they would know the wonderful, perfect satisfaction of fellowship with God.

Bible Truth Tie-In:

The Bible Truth we are learning is: **Angels and People Rebelled against God in the Beginning.** This is the story of how Satan rebelled against God, and then tempted Adam and Eve to rebel, also. And, it's the story of the God's first promise to send a Savior to save them from their sins.

A Bite of Forbidden Fruit

Description

Children will make a puppet face of Adam or Eve with mouth that opens and eats an alluring, sequin-covered piece of fruit from the Tree of the Knowledge of Good and Evil.

Note: You may want to choose the paper version for the youngest children to avoid the use of the straight pins.

Materials

Puppet:

White cardstock

Markers

Clothespins, 1 per child

Glue gun and glue sticks

Optional: Hair-colored Yarn and glue

Paper Version of Fruit:

White Cardstock

Craft glue and Sponge pieces (to use to apply glue)

Sequins

Styrofoam Ball Version of Fruit:

2" diameter Styrofoam ball Sequins

Straight pins, preferably with balls on heads of pins

White Card Stock

Preparing the Craft

Puppet

1. Copy Puppet Pattern #1 onto white card stock. Cut out. Fold along straight lines, so that the middle of the mouth folds to the inside.

2. If using yarn, divide it into hair length amounts.

Paper version of Fruit

1. Copy paper fruit Pattern #2 onto cardstock. Cut out.

2. Set out dishes of sequins, glue and the sponge pieces.

Styrofoam version of Fruit

1. Set out dishes of sequins and straight pins.

2. Copy leaf of fruit Pattern #3 onto cardstock. Cut out, one or two per child.

Making the Craft

Show the sample of the craft you have made.

Puppet:

1. Have children color face of Adam or Eve with markers. Add hair, if desired.

2. Glue clothespin to each side of the back of the folded mouth with glue gun.

3. As the child pinches the clothespin legs together the mouth will open.

Paper Fruit:

1. Color in leaves. Spread glue over fruit. Stick sequins on top of glue. Do back side, if time allows.

Styrofoam Fruit:

1. Color in leaves.

2. Cover the ball with sequins by sticking a straight pin through the hole of each and sticking them into the ball. Stick leaves into top of Styrofoam ball.

Optional TAKING IT TO OTHERS Activity: Craft Presentation

If you are presenting the craft to other children or parents the children can hold up their crafts (or your model craft) and read their Bible Truth Connection answers to explain the importance of the craft.

CASE CRAFT
Discussion Guide

Instructions:

As the children are settled into making their craft, ask them these questions to help them understand the craft's significance. Use the answers provided to guide the children's answers.

Discussion Questions

1. Who on earth did Satan also want to rebel against God? *Adam and Eve.*

2. What did Satan tempt Adam and Eve to do? *To eat from the Tree of Knowledge of Good and Evil.*

3. How did Satan deceive Adam and Eve? *He persuaded them that they should be dissatisfied with God and distrust that He planned what was best for them.*

4. What is the Bible Truth that we are learning? *Angels and People Rebelled against God in the Beginning.*

5. What does our craft have to do with our Bible Truth: Angels and People Rebelled against God in the Beginning?
Adam and Eve decided to NOT be satisfied with God and His good ways and instead to believe Satan's lie that God was keeping something good away from them by not letting them eat the forbidden fruit.

6. What can this craft help us remember?
We will often be tempted to rebel against God and His good ways, but only in Him will we find the life we are meant to live. God's way is the only right way. God's way is best. God wants us to stand firm and keep trusting in Him.

TAKING IT TO OTHERS
Craft Presentation

Instructions:

Have children hold up your model craft/their crafts. Choose five children (or you say) the five sections below to explain the craft's importance.

Presentation:

1. Our craft is: A Bite of Forbidden Fruit.

2. In the Garden of Eden, Satan tempted Adam and Eve into taking a bite of forbidden fruit, deceiving them that they would be more satisfied living outside of God's ways than with Him, inside of them.

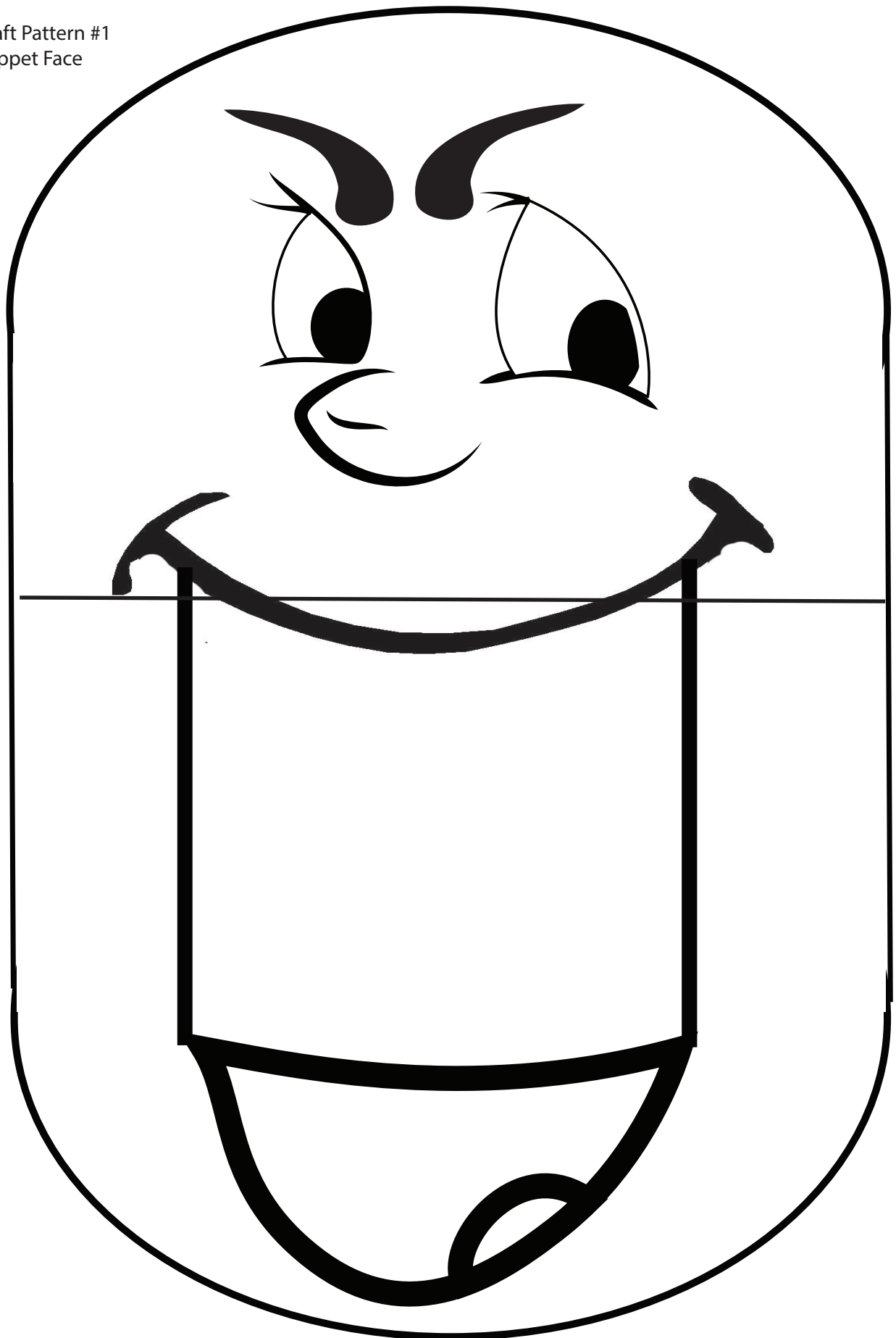
3. Bible Truth 1 is: Angels and People Rebelled against God in the Beginning.





4. Adam and Eve decided to NOT be satisfied with God and His good ways and instead to believe Satan's lie that God was keeping something good away from them by not letting them eat the forbidden fruit.

5. Our craft can help us remember that we will often be tempted to rebel against God and His good ways, but only in Him will we find the life we are meant to live. God's way is the only right way. God's way is best. God wants us to stand firm and keep trusting in Him.


Note: Even non-readers can participate in presenting the craft, if you will whisper what they are to say in their ear and let them say it aloud for the others to hear.

Craft Pattern #1
Puppet Face





Craft Pattern #3
Leaves Template



BEFORE CLASS:**1. PICK YOUR PERSON**

VIPPs can be anyone in your church! Typically, they fall into 6 categories: Church staff, Elders, Deacons/deaconesses, Special Volunteers (people who aren't paid, but spend a lot of time helping out in particular ways), Supported Workers (aka missionaries), and Church Members.

2. GATHER YOUR FACTS

Use the VIPP Information Sheet to write down the facts about your VIPP. The information on this worksheet is used in the VIPP activities, listed in the "Choose an Activity" section below.

DURING THE ACTIVITY:**1. INTRODUCE YOUR VIPP**

Introduce your VIPP to the children, using the VIPP Information Sheet. Fill in a set of VIPP Clue Cards with the information for your VIPP. If desired, you can even have the actual person come into class for the children to meet.

Need help describing what someone does for the church in a kid-friendly way? Check out the list of common VIPPs on the Praise Factory website in the PFI Resources. There are lots of kid-friendly descriptions for common VIPP's, such as pastors, elders, deacons and a lot more.

2. PRAY!

Lead the children in praying for the VIPP. Ask the children if they would like to pray for one of the VIPPs prayer requests. Even non-readers can pray for the VIPP if you whisper the prayer request in their ear, then let them say it aloud. Never force a child to pray!

3. CHOOSE AN ACTIVITY

There are two activities you can use to help the children learn about the VIPP:

VIPP Clue Cards: These are nine coloring sheets in which children fill in the nine things they learn about the VIPP from the VIPP Information Sheet. Photocopy a set of each child. Use as few or as many of these Clue Cards as you desire.

VIPP Game: This is a game that uses a set of Clue Cards for one or two VIPPs.

Choose a VIPP and fill in his/her information on the VIPP Information Sheet. Fill in a set of VIPP Clue Cards with the information for your VIPP. Tell the children about the VIPP, having them fill in the VIPP Clue Cards with the key facts as they learn them. Write any words the children need to write on a white-board or other piece of paper so they can see how to spell them. Help younger children write these words on their clue cards. Ideas for how to tell the children about many common VIPPs are listed at praisefactory.org with the Resources for this Bible Truth.

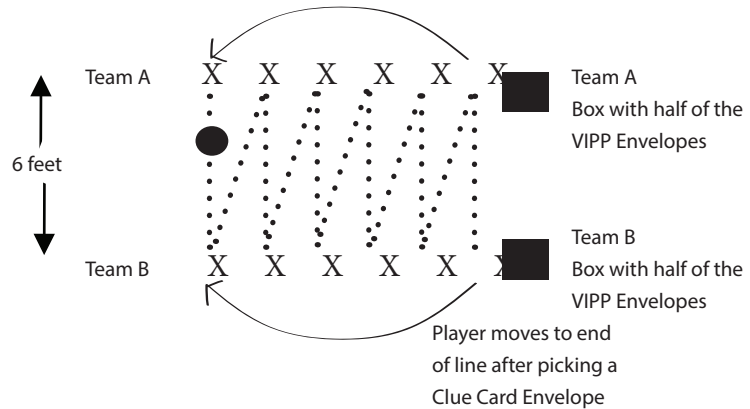
Optional TAKING IT TO OTHERS Activity: Introduce and Pray for the VIPP

If you are presenting the VIPP to other children or parents you can assign children to hold up the 10 clue cards and say what each card tells about the VIPP. (Or, you can have the children hold them up as you tell what each one means.) Then lead the children in praying for the VIPP.

Game: Ball Roll Review

Materials

Information Sheet for one VIPP
 2 Set of Clue Cards
 Ball
 8 8.5" x 11" Manilla Envelopes
 Tape
 Pen and Markers
 2 Boxes



Preparing the Game

1. Fill in one set of clue sheets for the VIPP you are using.
2. Tape the other (blank) set of Clue Cards to the outside of the manilla envelopes.
3. Put the filled-in clue cards in the corresponding envelope.
4. Put half the Clue Card Envelopes in one box and the other half in the other box. These are the Team A and Team B Boxes.

Playing the Game

Reveal: Tell the children about the VIPP, showing them your filled-in clue cards as you tell about them.

Review: Have the children break into two even groups and sit down on the floor facing each other, with about a 6' spread between the 2 lines (see diagram above). For Round 1, Give the ball to the first child in Team A and have them roll it across to the child on Team B directly across from them. Then, that Team B child rolls it back across to the next child on Team A, etc. all the way down the line to the last child on Team B. The last child to get the ball will then pick a Clue Card envelope out of their team's box. They (or the teacher) will tell the group and the Clue Card category by looking at the picture of the Clue Card on the outside of the envelope. Have the children try to remember the VIPP's answer to the category. If the class gets it right, the category is "retired". If they get it wrong, then it gets put back in the pile of category envelopes. The child who picked the Clue Card, then takes their place at the other end of the line. They begin Round 2 by rolling the ball to the first person on Team A, etc. This time, the ball will end up with the last child in the Team A line. ending with the last child in the other line, who gets up and chooses a clue from their Clue Card box. Continue until all the clues have been chosen/answered correctly.

VIPP INFORMATION SHEET

VIPP NAME:

WHAT VIPP LOOKS LIKE

Man or Woman? _____

Hair color? _____

Eye color? _____

FAVORITE ANIMAL

FAVORITE FOOD

FAVORITE FREE TIME ACTIVITY

WHAT VIPP DOES DURING WEEK

VIPP GROUP OF SERVICE:

Church Member

Deacon

Elder

Church Staff

Special Volunteer

Supported Worker
(Missionary)

3 WAYS VIPP SERVES CHURCH

**3 WAYS TO PRAY FOR
THE VIPP**
