

BIBLE TRUTH 4, LESSON 3: PLANNER/OVERVIEW

GETTING STARTED: Welcome and Opening Songs (*introduce unit and get kids moving with these songs*)

Welcome to Praise Factory: PFI: Praise Factory Investigators Theme Song *PFI NIV Songs 5, Track 1*

Rules to Help Us Worship God and Love Others: WoGoLOA Classroom Rules Song *PFI NIV Songs 5, Track 2*

Big Question Under Investigation: Big Question 1 Songs *PFI NIV Songs 5, Tracks 3,4*

Extra Song: The Days of Creation PFI NIV Songs 5, Track 5

Big Question Bible Verse: Genesis 1:31 Song *PFI NIV Songs 5, Track 6*

DIGGING DEEP DOWN: Key Concept and Story (*introduce the Bible Truth and tell the related story*)

Bible Truth 4: God's Plans for His Creation Are Good and Unfailing

Bible Truth Hymn: He Leadeth Me *PFI NIV Songs 5, Tracks 15,16*

Extra Song: God's One, Big Plan PFI NIV Songs 5, Track 17

Bible Verse: Psalm 33:11

Bible Verse Song: The Plans of the LORD *PFI NIV Songs 5, Track 18*

Lesson 3 Old Testament Story: The Case of the Beautiful Blindness

John 8-9

TAKING ACTION: Response Activities (*choose from among these activities*)

Snack and Discussion Planner: Mud for the Blind Man's Eyes, Water to Wash with

ACTS Prayer: Prayer Sheet

Bible Truth Review: Discussion Questions and Game: Basketball Toss

Bible Truth Hymn: He Leadeth Me *PFI NIV Songs 5, Tracks 15,16*

Song, Sign Language and Song Game: Pass the Secret Sign **PFI NIV Songs 5 BOOK or ONLINE**

Bible Verse Review: Psalm 33:11: Discussion Sheet and Game: Frisbee Toss

Bible Verse Song: The Plans of the LORD *PFI NIV Songs 5, Track 18*

Song, Sign Language and Song Game: Word Take Away **PFI NIV Songs 5 BOOK or ONLINE**

Story Review: Discussion Questions and Game: Basketball Toss

Case RePlay, Jr: Drama Activity for Youngest Children (children do same story actions together)

Case RePlay, Sr: Drama Activity for Most Children (children re-tell story with individual parts)

Craft: The Man Born Blind

VIPP (Very Important Prayer Person) Prayer Time: Coloring Sheets (back of book) & Game: Crabbin' Around

TAKING IT HOME: Take Home Sheet for Review and Family Devotions

PFI Pronto: Bible Truth 4, Lesson 3 **PFI NIV Prontos 5 BOOK or ONLINE**

The Case of the Beautiful Blindness John 8-9

by Connie Dever

Our story is:**The Case of the Beautiful Blindness.****As you listen to the story, see if you can figure out:**

1. Who was blind? Why did most people think he was blind?
2. What made the blindness beautiful? What did it show?

This is a New Testament story that took place when Jesus lived on earth.

"It's a boy! It's a boy!" two, proud parents spread their good news. Every child was a blessing from the LORD, but to the Jews in Jesus' day, a boy was the greatest blessing of all. He could work and make money. He could carry on the family name one day! No wonder his parents were so happy!

But all too soon their happiness was crushed by a terrible discovery: their little boy had been born blind! Surely these parents were sad that their boy would never see a beautiful sunrise or the faces of his family. Surely they worried about what kind of job he could get to make money. But what they probably felt more than anything else was shame! You see, many Jews in Jesus' day wrongly believed that any baby born with something terribly wrong with it—like blindness—was God's punishment. Maybe the parents had done something very bad; or maybe it was the baby who had done something bad—while still inside his mother. It may sound silly to us, but that is what many in Jesus' day wrongly believed. So, as word spread about this poor, little blind baby, so did the wondering whispers and the judging glares as to what terrible secret sin these parents or their child God was punishing them.

"Darkness for darkness," people thought. The baby had the darkness of blind eyes because of the darkness of some sin. Yet what the sin was, no one knew. Many years passed. The baby grew up. How many times as a young boy, did he wish he could see the little lamb whose soft fur he stroked? How many times as a young man did he long to see the changes in his own face as he could feel his own, stubbly beard begin to grow? How many times as an older man did he long to see the glittering, pure white stones of the great Temple, by whose gate he sat and begged for money? Or, the ripples on the Pool of Siloam when he plunged his

cupped hands into its cool spring water for a drink? Probably many times! But never did it happen. "Darkness for darkness" was all this blind man knew.

"What was my parents' sin, or my sin that God has been punishing me for all these years?" the man must have wondered. "I wish I could know."

But despite what the Jews thought, this man's blindness was not at all God's special punishment upon him or his parents. It had always been part of something wonderful that God had planned long, long ago, as this man was about to find out. For on one, particular Sabbath morning, Jesus, Himself, was to answer this question that had troubled the blind man and his parents all these years.

Jesus had been with His disciples in the Temple courts. As He was teaching, some of those who were listening became furious with what He taught. He rebuked them for their stubborn hearts, dark and blind with unbelief. "You teachers know God's Word! You should know that I am God's Son, but you don't want to believe and follow Me. You are acting just like Satan. He chose to rebel against God, too!" Jesus told them.

How angry these men were at Jesus' words! They picked up stones to kill Him for calling Himself God's Son. Jesus and His disciples escaped the shower of rocks by slipping away from the Temple grounds.

Not long after this narrow escape, who should Jesus and his disciples see along the way, but the man born blind. And what was the first thing to roll off of the lips of the disciples, but the same, old question that had troubled this poor, blind man for years: "Teacher, who sinned, this man or his parents, that he was born blind?" they asked Jesus.

Then came from Jesus the most unexpected answer:

Story-telling Tips

Ahead of time:

1. Read the Bible verses and story. Pray!
2. Create story cue cards on index cards (or highlight text).
3. Practice telling story dramatically, timing your presentation. Shorten, if necessary to fit your allotted time.
4. Decorate area with story props that help bring your story alive.

During your presentation:

1. Maintain as much eye contact as possible as you tell the story. Point to/use props at important points in the story. Include the kids in your story with a few questions about what they think will happen or words/concepts that might be new to them.
2. Watch the kids for signs that their attention span has been reached. Shorten, if necessary.

"This is not darkness for darkness, like the people say," Jesus told them. "Neither this man nor his parents sinned. This man's blindness happened so that the work of God might be displayed in his life. This man might see darkness, but I am the light of the world."

The blind man could hardly believe it! His blindness a part of God's good plan? Would God really display His good work through his blindness? How?

The blind man soon found out. The same Jesus who had formed man from the dust of the earth, thousands of years earlier at the creation of the world, now stooped down, scooped up dust, mixed it into mud with His own saliva, and spread it upon his blind eyes.

"Go, wash in the Pool of Siloam," Jesus told him. So with mud oozing down his eyes, the blind man felt his way along the cobbled streets of Jerusalem as quickly as he could.

Carefully, he felt his way down the steps to the cool, spring waters of the Pool of Siloam. He lowering himself down onto his knees, the blind man plunged his cupped hands into the flowing water and rinsed the mud from his face. Even as the mud washed away, the man began to sense light. But then the indescribable joy when he opened his eyes completely and the first rays of light flooded upon him in brilliance. Jesus had healed him! He could see! He could see!

Eagerly the man leaped up the stone steps and hurried home, his hungry eyes feasting upon the colors and sights all around him that he had only know as shapes, smells, textures and sounds before. And oh, the amazement of his mother and father as he burst into their home shouting, "Mother, Father, Jesus healed me. I can see!"

The shocking news of the blind man's healing spread quickly through town. His neighbors and those who had formerly seen him begging asked, "Isn't this the same man who used to sit and beg?"

Some claimed that he was. Others said, "No, he only looks like him."

But he himself insisted, "I am the man." "How then were your eyes opened?" they asked.

"The man they call Jesus made some mud and put it on my eyes," he replied. "He told me to go to Siloam and wash. So I went and washed, and then I could see."

"Where is this man?" they asked him.

"I don't know," he said.

"Could Jesus really have freed this man from the darkness of the secret sin that supposedly caused his blindness? How could this be?" the people wondered. So they brought the man to the Pharisees to see what they would say.

The Pharisees gathered around the man and questioned both him and his parents. There was no doubt: Jesus had done an amazing miracle. But no matter what they heard or saw, the Pharisees' hearts remained shut in dark disbelief: "That man, Jesus, is a sinner. He is not from God," they said to the man. "He healed you on a Sabbath. He's a lawbreaker. How can anyone be from God who's a lawbreaker? Jesus isn't the Light of the World. He's not the Messiah or the Son of God. He's nothing but a sinner. Give glory to God, man!" they ordered the man. "Admit that Jesus is a sinner!"

The Pharisees hoped that this man would be scared of them and give in, but he would not. For even better than the light that poured into his blind eyes, was the light of truth that the Holy Spirit had poured into his heart that day.

The man stood up to the Pharisees and said, "Whether he is a sinner or not, I don't know. One thing I do know. I was blind but now I see!...We know that God does not listen to sinners. He listens to the godly man who does his will. Nobody has ever heard of opening the eyes of a man born blind. If this man were not from God, he could do nothing," he declared.

The Pharisees were furious! "You're just a blind man punished for your sins from the day you were born! Don't talk to us like this!" And they threw him out. Jesus heard that they had thrown him out, and when he found him, Jesus said, "Do you believe in the Son of Man [the Messiah]?"

"Who is he, sir?" the man asked. "Tell me so that I may believe in him."

You are looking at Him. It's Me!" Jesus said.

Then the man said, "Lord, I believe," and he worshiped Him.

In one day, Jesus had flooded the dark world of this blind man with light. Jesus had given his eyes sight to see the beauty of all God had created; and better yet, He had given his heart spiritual sight to see that He was the Son of God. Jesus had even used His life as a display of His power that others might see and believe in Him, too.

This was just the beginning of the good plans God had in store for blind man's blindness. For in the more than two thousand years since the day he received his sight, God has continued to display His work in this blind man's life. Millions and millions of people have read how his story in the Bible and been encouraged to trust in Jesus, too. How wonderful and unending are the plans of God!

Cracking the Case:

It's time to answer our Case Questions.

1. Who was blind? Why did most people think he was blind? The son of a couple was born blind. Most people thought that he was blind as God's punishment for something sinful that he or his parents did.

2. Who changed the blindness? How did He make the blindness beautiful? Jesus healed the man. He explained that God planned for this blindness to bring God's glory. Some saw what Jesus did and put their faith in Him. Even today people read about how Jesus healed this blind man and see God's glory. This made even this blindness a beautiful thing.

Something For You and Me

Our Bible Truth is:

God's Plans for His Creation Are Good and Unending

Our Bible Verse is: Psalm 33:11

"The plans of the LORD stand firm forever, the purposes of his heart through all generations."

Does it seem strange or cruel for God to allow suffering in the weave of His good, unending plans? It would be easy for us to think so, since suffering is so hard and we have such very small brains with which to grasp God's great and mysterious ways. Perhaps there is suffering in your life or in the lives of those you love that doesn't make sense. Sometimes God, in His graciousness, shows us His good plan in allowing suffering, but many times He does not.

Perhaps we forget that we are all sinners who have chosen to rebel against God and His good ways. Perhaps we forget that while we all deserve God's punishment for our sins, that God sent His very own Son to suffer worse than anyone for the sins of all those who will ever turn from their sins and trust in Him. Jesus' sufferings

were all part of God's good and unending plans for creation from before the beginning...and from those sufferings brought about the most wonderful part of God's plans. God's people can know that their sufferings will be much smaller than anything Jesus went through, yet God will make all of them part of His good and unending plans, just as surely as He did with Jesus!

God's people also know that one day, God will put an end to suffering forever. And in the light of eternity, all His good plans will be made clear. There will be nothing but praise for God for His unending and good plans for creation.

Let's praise God for being the Maker of Good and Unending Plans for everything in our lives. Let's ask Him to give us faith to trust in Jesus as our own Savior. Let's ask Him to make each and every one of our sufferings a display of His work in our lives that would lead us and others to Him, just as He did with the blind man long ago.

Close in prayer.

Closing ACTS Prayer

A God, we praise You for being the great God who even weaves His people's suffering into His good and unending plans.

C God, we confess that many times we don't see the hard things we go through as a part of Your good and unending plans. Instead we grumble against You. We need a Savior!

T Thank You for planning everything Your people go through to be for their good and Your glory. Thank You for sending Jesus to suffer more than any of us will ever suffer, in order to save sinners.

S God, work in our hearts! Help us to turn away from our sins and trust in Jesus as our Savior. Work out Your good and unending plans through us, even through our sufferings.

Special Words

Pharisee: Jewish teachers of the Law (Old Testament).

Messiah: The special king God promised to send to save His people and to bring His kingdom.

Crucified: A terrible kind of death the Romans used to punish their worst criminals. A person is hung by nails on a wooden cross and left to die.

ACTS PRAYER ACTIVITY

Use this sheet to write down your ACTS Prayer

Instructions:

Use this sheet to help the children apply the Bible Truth into a prayer. You can use the ACTS provided or even better, have the kids think of their own applications. Also have the children add their personal requests to the prayer, too. Lead the children in the prayer or let them pray sections, with your help. Never force a child to pray! Non-readers can participate by you whispering a section of the prayer into their ear and allowing them to pray it aloud for the group.

ADORATION:

Praise God for being the Maker of good and unfailing plans for all of His Creation.

God, we praise You for being.....

Add your own Adorations:

CONFESSION:

Confess that often we grumble against His plans for our lives, instead of praise Him for them. We need a Savior!

THANKSGIVING:

Thank God for specific parts of His good plan for our lives that we can already see. Thank Him for His plans for the future, that we do not know, but can be confident that they, too, will all be a part of His good plan. Thank Him that His good plans will come about. Nothing can ever defeat Him!

God, we thank You for...

Add your own Thanksgivings:

SUPPLICATION:

Ask God to help us to keep trusting and praising Him for His good plans, when they include suffering or other hard things we do not understand. Ask Him to work in our hearts, that we might turn away from our sins and trust in Jesus as our Savior.

God, we need Your help...

Add your own Supplication:

SNEAKY SNACK

Can you figure out how this snack ties in with our case?

Snack: Mud for the Blind Man's Eyes, Water to Wash with

Sugar-free chocolate pudding "mud" Could use butterscotch, if concerned about food allergies to chocolate. Serve water to drink.

This is only a suggestion. Feel free to modify. Be mindful of allergy issues among your children!

Case Tie-in: Many people in Jesus' day thought the blind man was born blind because God was punishing him or his parents for something bad they had done. Jesus healed the blind man and told everyone that God had allowed this man's blindness so that it would be a display of His glory. God had woven His good plans even into this man's blindness!

SOUL FOOD

Food for thought during snack time

1. What does the snack have to do with the story?

Choose a few questions from the other activity discussion sheets to talk about during this snack time.

2.

3.

4.

5.

6.

7.

Directions: Read and discuss Bible Truth, using a FEW of the questions. Play game. Feel free to modify the game to fit your children.

God's Plans for His Creation Are Good and Unfailing

Before the creation of the world, God planned each day from first to last. Each one would be just as He planned it to be. Every creature in it would live, grow, and reflect His glory, just as He had planned.

As part of His plans for this world, God created people each with a mind to think and a will to act. They would use these to make their own decisions, every day of their life. Yet in God's mysterious and mighty way, before even the first people were created, He had already perfectly woven His good plans into all that they would choose to think and do.

God's plans would never fail. Not even the sin and suffering that would come into the world would ruin God's good plans for His creation. God would use even these terrible things to display His great love for His people by sending His Son Jesus to save them. God's people--people from every nation and language on earth--would all choose to love and obey Him, just as He had planned. Not a one would be lost. God, Himself, by the great power of His Spirit, would make sure that these good things would happen.

There is much about God's plans we cannot understand because God is so much greater and wiser than we are. That's why God tells us not to lean on our own understanding of things, but trust in Him instead. When we remember God's perfect faithfulness in the past and His promises for the future, we can rejoice that whatever happens. It is always, only, a part of His completely good, unfailing plan.

Understanding the Bible Truth

1. Did God create people and the universe because He was bored or lonely? Why or why not? *God did not create them because He was bored or lonely. God the Father, Son and Holy Spirit have always been perfectly happy, enjoying each other in perfect fellowship.*
2. Why did God make the universe? *For His own pleasure, as a display of His glory. For us to enjoy.*
3. How do all things praise and glorify the LORD? *By being little pictures of what He is like.*
4. What is special about how people can praise and glorify God? *God made them in His own image. Of all the earthly creatures, they alone can see how God's creations reflect the great way He is and praise Him for it.*
5. Why did God place people in His creation? *To enjoy creation and to enjoy God. And, for the pleasure of praising and glorifying God even more, by what God's creations shows them about Him.*
6. Why would it be selfish for us to do things for our own glory, but good for God to do things for His own glory? *We are just creatures. We were never meant to be worshiped or glorified for what we do. We can accept people's encourage when we do a good job, but we know that everything talent we have, every good thing we do is a gift that God has given us. In the end, God should be praised for the good things we do. But God is different. He is the like no one else. He is completely good and loving. He is far wiser and far more powerful than anyone else. No one helps Him do what He does. It is right for Him to do things for His own pleasure and for the praise of His name because He is God. It would be wrong for Him NOT to seek His own glory or pleasure.*

Bible Truth Story Connection Questions

1. How does this verse relate to our story? *For years the blind man and his parents had suffered shame because of the secret sins everyone thought he was being punished by God for. But Jesus showed that it had been God's eternal purposes for his blindness were to display God's good work in his life. Now, over 2000 years later, God's purposes remain firm, for millions of people still read the blind man's story and are encouraged to put their trust in Jesus.*

Bible Verse Connection Question

1. What does our Bible Truth have to do with our **Bible Verse: Psalm 33:11**: "The plans of the LORD stand firm forever, the purposes of his heart through all generations."?
This verse reminds us that God's plans never change. It reminds us that His purposes come from His heart, which is perfectly wise and completely good. And that these wonderful plans of His will all take place, without fail, throughout all of time.

Life Application Questions

1. How can God's people today be comforted when they go through hard things that they don't understand? *They can remember that everything they go through is part of God's good and unfailing plans for creation. They can remember that even if they don't understand why they are going through it, that God does and is working good through it.*
2. How can we become God's people and be comforted by God's good and unfailing plans? *By turning from our sins, confessing them to God and trusting in Jesus as our own Savior.*

ACTS Questions

1. What is something we can praise God for from this Bible Truth? *Praise God for being so good, wise and powerful, that His plans will come about without fail.*
2. What is something we can confess to God from this Bible Truth? *That while God's plans are good and unfailing, many times we don't want to follow them. We want to do things our own way. Or, we doubt that His plans really are good. We need a Savior!*
3. What is something we can thank God for from this Bible Truth? *For weaving His good, unfailing plans into everything that happens in this world--even the sadness things that happen. We can thank God for sending Jesus to even turn death to life, for all of God's people, when He died on the cross to pay for their sins.*
4. What is something we can ask God for from this Bible Truth? *We can ask God to work in our hearts that we would turn away from disobeying Him and trust in Jesus as our own Savior. We can ask God to help us to keep on trusting in His good, unfailing plans, even when things don't make sense to us. And, we can ask God to use us to help bring about His wonderful plans.*

The Gospel

1. From before the beginning, God made saving sinful people a part of His good, unfailing plans. How did He do this? What is the gospel?
Yes, there is! God is the good Creator and King of the world. He made people to worship Him and live by His good laws. But we are all sinners who've rebelled against Him. We all deserve death--God's just, eternal punishment for our sins. How terrible! But God has good news for us. In His great mercy, God sent His Son, Jesus to earth as a man to save sinners. He lived the perfect life that pleases God. (He's the only one who's ever done that!) He offered it up to God His Father as the perfect sacrifice for sins when He suffered and died on the cross. Then, on the third day, Jesus rose from the dead in victory. He had fully paid for the sins of God's people, so they wouldn't have to! Now all who turn away from their sins and trust in Jesus as their Savior will receive forgiveness of sins and eternal life with God. They will be His very own special people who will know Him and enjoy Him forever. We can be God's people, too, if we turn from our sins and trust in Jesus as our own Savior.

Game: Circle and Cross

Materials

Beanbags, 1 per child
Masking Tape
Bible Truth Questions

Preparing the Game

1. Choose 20+ questions for your game from the Bible Truth Discussion Questions, or make up your own.
2. Write the Bible Truth questions on small thin strips of paper (or make a photocopy of the Bible Truth Discussion Questions and simply cut them into strips) and put them in the bag/bowl.
3. Tape a circle about 2' in diameter on the floor. Tape a large X in the middle of it.
4. Mark one team's set of beanbags with a small piece of masking tape or other distinguishing mark.

Playing the Game

Divide the children into two teams, giving the members of each team a beanbag of the same color or marking. Have all the children stand outside of the circle, about 6' back. At your signal, have the children toss their beanbags into the circle, trying to make them land on the taped X. Count up the beanbags for each team that landed on it. That's how many points their quiz question is worth. Choose a question for each team from the bag/bowl. If a team gets it wrong, the question goes to the other team for 1 point, if they can get the correct answer. Gather up the beanbags and continue play.

Game continues as number of questions, time, and attention span allow.

Non-competitive Option

Set a target number of points for the whole group. Challenge the children to see how many turns it takes score the target number of points. Once the target has been reached, start the game over and see how many turns it takes to reach the target the second time.

Optional TAKING IT TO OTHERS Activity: Quiz Questions

Have the children choose a few of the questions from the game to ask the parents/other children during TAKING IT TO OTHERS time. Help pre-readers by whispering the question in their ear and letting them ask it aloud to the parents/other children. Make sure you read the Bible verse aloud before you ask your questions.

Directions:

1. Write words to song in large print before class.
2. Play the song for the children, helping them follow along on the song sheet.
3. Discuss the song, using a few questions from the discussion sheet. *Don't use them all!*
4. Introduce sign language for key words of your choice from sign language sheet for your song. Use as few or as many as you think the children can learn.
5. Sing and sign the song. Sign language as well as large format lyrics and sheet music are found in the PFI Unit Songbook or online.
6. If desired, play the Song Game.

Optional TAKING IT TO OTHERS Activity: Presenting and Singing the Song

1. Sing and sign the song, encouraging the watching children/parents to join in.
2. Ask the class some of the questions listed below. The Bible Truth Connection Question is particularly good to help them understand how the song ties in with the Bible Truth.

He Leadeth Me

Verse 2

Sometimes 'mid scenes of deepest gloom,
Sometimes where Eden's bowers bloom,
By waters still, o'er troubled sea,
Still 'tis His hand that leadeth me!

Verse 3

Lord, I would clasp Thy hand in mine,
Nor ever murmur nor repine;
Content, whatever lot I see,
Since 'tis Thy hand that leadeth me! *Refrain*

Refrain

He leadeth me, He leadeth me,
By His own hand He leadeth me;
His faithful foll'wer I would be,

Listen to it on PFI NIV Songs 5, Tracks 15,16

Understanding the Song

1. What does "Sometimes 'mid scenes of deepest gloom, Sometimes when Eden's bowers bloom" mean?
During really sad, difficult times or during days filled with so much happiness that they seem like the wonderful days in the Garden of Eden before there was any sin or suffering. (The blooming bowers of Eden is a reference to all the beauty of the flowering plants of the Garden of Eden. The songwriter uses this as a reference to life before sin entered the world.)
2. When is God leading the person singing the song? *Whatever he does, wherever he is; whether he is enduring suffering and hardship or enjoying wonderful blessings, he knows that God is leading him.*
3. What does it mean that God leads him by His own hand? *Not that God actually holds His hand, but that He is with him guiding him through everything he goes through each day.*
4. What is a faithful follower of God like? *He loves God and obeys Him, with God's help.*
5. What gives the singer confidence that he will be God's faithful follower? *He knows that he is not leading himself through all of life, but that God is leading him and helping him every day.*
6. What does it mean to 'murmur' and 'repine'? *To murmur is to complain; to repine is to be unhappy that you don't have something you want.*
7. What is a 'lot'? *What a person's life is like; what he goes through each day.*
8. Why will the singer of the song be content 'whatever lot he sees'? *He knows his lot in life is what God has planned for him, and God's plans are only good and unailing. Even if he can't understand why his life is the way it is, he still trusts that God is completely wise and His plans are completely good.*
9. Why does he choose to trust God rather than just what he himself sees and feels? *Because he know God is so much wiser and greater than him that he could not possibly understand many of the good things God has planned for him.*

Bible Truth Connection Question

1. How does this song relate to our **Bible Truth: God's Plans for His Creation Are Good and Unailing**? *God's people know God's plans are good and unailing. As His people, they know He is always leading them through life, fulfilling His good plans for them. Whether it is something hard or sad or enjoyable and happy, it is all a part of God's good plans. That is why they can be content, no matter what happens.*

Story Connection

1. How did the blind man learn that his blindness was never meant as a cause for murmur or repine, as he had thought? *When Jesus showed that it was not a punishment of his own sin or the sins of his parents, but had been planned as a display of the work of God in his life.*
2. How did the blind man show he was choosing to be Jesus' faithful follower? *By standing up to the Pharisees and proclaiming that Jesus must have come from God. And, by worshiping Jesus when Jesus told him that He was the Son of Man (another name for the Messiah).*

Bible Verse Connection Question

1. What does this hymn have to do with our **Bible Verse: Psalm 33:11**: "The plans of the LORD stand firm forever, the purposes of his heart through all generations."?

God's people know that even in "scenes of deepest gloom" (hard or sad times) that God's plans stand firm. They do not need to murmur or repine (complain or stay sad) because the Lord is leading them. His plans are good and they are unfailing. God's people can be content because they know that His plans will succeed and one day they will see just what great things He was doing, even through their hardest or saddest of days.

Life Application Questions

1. How can God's people be affected by the message of this song? *They can praise God for leading them with His good and unfailing plans. They can ask Him to help them not to complain or long for something different than what is His good plan, but to trust in Him and His good plans.*
2. What is the best first step do we need to take if we want to be a faithful follower of God? *That God would work in our hearts that we might turn from our sins and trust Jesus as our Savior. We can ask Him to work in our hearts that we would be His faithful follower all our lives.*

ACTS Questions

1. What is something we can praise God for from this hymn? *Praise God for being faithful to always lead His people according to His good and unfailing plans.*
2. What are sins we can confess to God from this hymn? *That many times we do not trust God to lead us. We choose to do things our own way, which seems better. We deserve His punishment! We need a Savior!*
3. What is something we can thank God for from this hymn?
We can thank God that we can always depend on Him to lead us, even in the hardest times, when we turn from our sins and trust in Jesus as our Savior.
4. What is something we can ask God for from this hymn? *To help us be grateful for His care shown in all His beautiful creations; and to see Him and worship Him as we look at everything He has made.*

Gospel Question

1. God's people can sing this song and trust God to lead them according to His good and unfailing plans. Why? Because of all He had done already for them through Jesus, as part of His good and unfailing plan? Can you tell me what He's done through Jesus? What is the gospel?

God is the good Creator and King of the world. He made people to worship Him and live by His good laws. But we are all sinners who have rebelled against Him. We all deserve death--God's just, eternal punishment for our sins. How terrible! But God has good news for us. In His great mercy, God sent His Son Jesus to earth to save sinners. Yes, Jesus, the perfect Son of God, left His home in heaven and became a man. He lived the perfect life that pleases God. (He's the only one who has ever done that!) He offered it up to God His Father as the perfect sacrifice for sins when He suffered and died on the cross. Then, on the third day, Jesus rose from the dead in victory. He had fully paid for the sins of God's people, so they wouldn't have to! Now all who turn away from their sins and trust in Jesus as their Savior will receive forgiveness of sins and eternal life with God. They will be His very own special people who will know Him and enjoy Him forever. We can be God's people, too, if we turn from our sins and trust in Jesus as our own Savior.

Song Game: Mimic Me!

Materials

Sign Language

Song

Preparing the Game

None.

Playing the Game

1. Practice the song and signs until the children know them well. Choose a person to be the leader and let them decide upon an action for everyone to do as they sing the song, such as jump on one foot, etc.
2. Sing the song while doing the chosen action.
3. Select another child to be the leader.
4. If desired, you can choose a different action for different important words in the song, such as jump on one foot when you sing the word "grace", but clap your hands when you sing the word "Jesus". Ask the children the meaning of each of the words before adding in their action.

Game continues as number of questions, time, and attention span allow.

choose a FEW questions for discussion, then choose the game and/or music activity

Meditation Version: Psalm 33:11

“The plans of the LORD stand firm forever, the purposes of his heart through all generations.”

Understanding the Bible Verse

1. What are plans? *What someone intends to do.*
2. What are the plans of the LORD? *What He intends to do.*
3. What does it mean for the LORD’s plans to stand firm? *God’s ways are never wrong. His plans will never fail. Nothing will ever stop God from doing all of His good will! It is always best for us to obey what He tells us to do. Nothing will ever overcome His plans. No one will ever understand the world or our lives better than Him.*
4. How long will the LORD’s plans stand firm? *Forever. There will never be a time when God’s good plans will fail.*
5. Will suffering and sin be able to spoil God’s good plans? *No. God’s plans stand firm. Even though many times we do not understand how, His good plans will always triumph through suffering and sin, just as they did when Jesus died on the cross.*
6. What are the purposes of the LORD’s heart? *The LORD is only perfectly good and wise. The purposes of His heart are only good and wise, too.*
7. What is a generation? *All the people of about the same age. Your parents are one generation; your grandparents are another. You, your brothers and sisters, and your friends are one generation.*
8. What does it mean for the plans of God’s heart to stand through all generations?
From the very first people, to their children, their grandchildren, and so on and so on....all the way down to your parents, you and your friends, the children you will have one day....all the way through all of time...to the very last person who is born and lives on earth....everything God has planned will happen, just as He planned it to, full of His goodness and greatness.

Bible Truth Connection Question

1. What does this verse have to do with the **Bible Truth: God’s Plans for His Creation Are Good and Unfailing?**
God’s plans for His creation are unfailing throughout all of history; and that they are as good as His perfectly good and wise heart.

Story Connection Questions

1. How does this verse relate to our story? *For years the blind man and his parents had suffered shame because of the secret sins everyone thought he was being punished by God for. But Jesus showed that it had been God’s eternal purposes for his blindness were to display God’s good work in his life. Now, over 2000 years later, God’s purposes remain firm, for millions of people still read the blind man’s story and are encouraged to put their trust in Jesus.*

Life Application Questions

1. How is it encouraging to His people to know that the LORD’s plans stand firm? *They know that no matter what they face—no matter how difficult or difficult to understand—that the LORD has woven His good, unfailing plan into it. They can trust Him and rejoice in Him.*
2. How can we become God’s people? *By turning from our sins, confessing them to God and trusting in Jesus as our own Savior.*

ACTS Questions

1. What is something we can praise God for from this Bible Verse? *Praise God for being the Maker of good and unfailing plans for all of His creation.*
2. What is something we can confess to God from this Bible Verse? *Confess that often we grumble against His plans for our lives, instead of praising Him for them. He rebel against them in what we think, say and do. We want to do things our own way. We need a Savior!*
3. What is something we can thank God for from this Bible Verse? *Thank God for specific parts of His good plan that He has shown us, either through the Bible or through our lives.*
4. What is something we can ask God for from this Bible Verse? *Ask God to work in our hearts, helping us to turn away from our sins and trust in Jesus as our Savior. Ask Him to help us to trust Him and praise Him for His good plans, even when they include suffering or other hard things we do not understand or like. We can ask Him to fulfill all His good plans in us and in the world around us.*

The Gospel

1. What is the greatest, most amazing plan of the LORD that He has had for His sinful people, from even before the creation of the world? What is the gospel?

God is the good Creator and King of the world. He made people to worship Him and live by His good laws. But we are all sinners who have rebelled against Him. We all deserve death--God's just, eternal punishment for our sins. How terrible! But God has good news for us. In His great mercy, God sent His Son Jesus to earth to save sinners. Yes, Jesus, the perfect Son of God, left His home in heaven and became a man. He lived the perfect life that pleases God. (He's the only one who has ever done that!) He offered it up to God His Father as the perfect sacrifice for sins when He suffered and died on the cross. Then, on the third day, Jesus rose from the dead in victory. He had fully paid for the sins of God's people, so they wouldn't have to! Now all who turn away from their sins and trust in Jesus as their Savior will receive forgiveness of sins and eternal life with God. They will be His very own special people who will know Him and enjoy Him forever. We can be God's people, too, if we turn from our sins and trust in Jesus as our own Savior.

Game: All Dressed Up

Materials

Small basketball or other ball
3 (or 4) baskets
Paper and Marker
Masking Tape
Story Review Questions

Preparing the Game

1. Choose 20+ questions for your game from the Story Review Discussion Questions, or make up your own.
2. Use tape to mark a free throw line. On the paper make three point values,(starting with two points and going up), one for each basket, and tape them to the corresponding basket. Set out the baskets with the one worth least points, the closest to the free throw line. The one worth the most points, set the farthest out. With younger children, make sure to set one basket so close in that they are almost guaranteed to get a basket. If desired, use the extra fourth basket to make a long bomb basket that is almost unreachable, but worth a lot of points.

Playing the Game

Divide the children into two teams. Teams will take turns having one of their members make a shoot. Each child gets three tries. The highest point value being what the question will be worth. Then ask the child a Story Review question. If he gets it right, then he earns those points for his team. If the person is unable to answer the question correctly, the other team can try to answer it for half the point values. If a child does not make a basket, he can still answer a question for 1 point.

Game continues until all children get to try to make a basket, or as number of questions, time, and attention span allow. The team with the most points at the end wins.

Non-competitive Option

Don't split into teams. Set a target point number for the group, telling them that together they are going to see how many turns it takes to reach the target number. Have the children take turns tossing the basketball (three tries each). Tally number of turns on a piece of paper. When the target number has been reached, start over and try to reach the target number in fewer turns.

Optional TAKING IT TO OTHERS Activity: Quiz Questions

Have the children choose a few of the questions from the game to ask the parents/other children during TAKING IT TO OTHERS time. Help pre-readers by whispering the question in their ear and letting them ask it aloud to the parents/other children.

Directions:

1. Write words to song in large print before class.
2. Play the song for the children, helping them follow along on the song sheet.
3. Discuss the song, using a few questions from the discussion sheet. *Don't use them all!*
4. Introduce sign language for key words of your choice from sign language sheet for your song. Use as few or as many as you think the children can learn.
5. Sing and sign the song. Sign language as well as large format lyrics and sheet music are found in the PFI Unit Songbook or online.
6. If desired, play the Song Game.

Optional TAKING IT TO OTHERS Activity: Presenting and Singing the Song

1. Sing and sign the song, encouraging the watching children/parents to join in.
2. Ask the class some of the questions listed below. The Bible Truth Connection Question is particularly good to help them understand how the song ties in with the Bible Truth.

The Plans of the Lord

Listen to it on PFI NIV Songs 5, Track 18

The plans of the Lord stand firm forever;
 The purposes of His heart through all generations;
 His plans stand firm forever,
 The purposes of His heart through all generations;
 The plans of the Lord stand firm forever;
 The purposes of His heart through all generations.
 Psalm Thirty-three, verse eleven.

Song Game: Word Take Away

Materials

Sign Language Signs and Song
 White board and marker
 Eraser

Preparing the Game

1. Write the words to the song on a white board.

Playing the Game

1. After children have learned the song and signs well, then tell the children that you are going to leave out words from the song (that you've learned signs for) and just do the sign in its place.
2. Have the children help you choose a word to take out. Erase the word from the board. Review the sign the for erased word.
3. Sing the song, trying to remember to NOT sing the word and do only the sign.
4. Continue to take out words until all of the words (with signs) have been taken out.

Game continues as number of questions, time, and attention span allow.

STORY REVIEW

Directions: Read and discuss Bible Truth, using a FEW of the questions. Play game. Feel free to modify the game to fit your children.

General Story Questions

1. Why did the parents' joy and pride turn to shame at the birth of their son? *They found out that he was blind. The Jews believed that blindness at birth was the punishment of God for some dark and terrible sin that either the baby or his parents had committed.*
2. What does "darkness for darkness" mean? *The idea that the Jews wrongly held that God had punished the man with darkness of sight (blindness) because of how dark (really bad) his sin or his parents sin was.*
3. Why were the Jews wanting to stone Jesus in the Temple courts? *He had said He was the Son of God, the Messiah AND He had told them they were sons of the devil for not believing that He was.*
4. What did Jesus' disciples ask Jesus? *Who sinned: the man or his parents?*
5. What did Jesus tell His disciples was the real reason for the blind man's blindness? *That the work of God might be displayed in His life.*
6. How was the Pharisees' unbelief a kind of darkness, too? *They had unbelieving hearts that would not SEE that Jesus was the Son of God, the Messiah.*
7. What did Jesus put on the blind man's eyes? *How was that similar to how God made Adam in the beginning? He put mud on his eyes. God made Adam from the "dust" of the ground.*
8. What did people think when they saw the blind man had been healed? *They wondered if this was really the same man. They wondered how this had happened, since they believed that God had made him blind as a punishment for some secret sin.*
9. To whom did the people take the healed blind man? Why? *To the Pharisees to have them explain how he could have been healed.*
10. Why didn't the Pharisees believe that Jesus was from God? *They were jealous of Him; and, they chose to harden their hearts, rather than believe in Him.*
11. What about Jesus' miracle did the Pharisees have the greatest trouble with? *That when Jesus healed the man on a Sabbath, He broke the Sabbath law to rest from all work.*
12. Who did the blind man think gave Jesus the power to heal? *God.*
13. Why was it so brave of the blind man to stand up to the Pharisees? *Because they had the power to keep him from worshiping at the Temple/synagogue. Those were the only places where he could hear the Word of God preached; and his sacrifices accepted. It was like saying he couldn't be one of God's people.*
14. How did the blind man show he believed that Jesus was the Messiah, the Son of God? *He worshiped Jesus when He told him that He was the Son of Man, another name for the Messiah.*
15. How has God displayed His work in the blind man's life to millions of people over thousands of years? *By many people reading the story of what happened to him in the Bible.*

Bible Truth Connection Questions

1. What does this story have to do with our **Bible Truth: God's Plans for His Creation Are Good and Unfailing?** *God always planned for the blindness of the blind man to be a display of God's work in his life. He has used his healing not just in Jesus' day, but in the lives of millions others in the over 2000 years since.*

Bible Verse Connection Question

1. What does the story have to do with our **Bible Verse: Psalm 33:11:** "The plans of the LORD stand firm forever, the purposes of his heart through all generations."?
For years the blind man and his parents had suffered shame because of the secret sins everyone thought he was being punished by God for. But Jesus showed that it had been God's eternal purposes for his blindness were to display God's good work in his life. Now, more than 2000 years later, God's purposes remain firm, for millions of people still read the blind man's story and are encouraged to put their trust in Jesus.

Life Application Questions

1. What has God planned for the sufferings in the lives of all His people to be? *To be displays of the power of His work in their lives.*
2. What is something God's people might struggle with today and how might God use it to display His work in their lives? *Answers will vary. But, in all cases, God displays His power to sustain them; through their trust in Him; etc.*
3. How can we become God's people? *By turning from our sins and trusting in Jesus as our own Savior.*

ACTS Questions

1. What's something we can praise God for from this story? *Praise God for being the great God who even weaves His people's sufferings into His good and unfailing plans.*
2. What's something we can confess from this story? *Confess that many times we do not see the hard things we go through as a part of God's good and unfailing plans. Instead we grumble against God.*
3. What's something we can thank God for from this story? *We can thank God for planning everything His people go through to be for their good and His glory. We can thank God for being willing to send His Son, Jesus, to suffer more than any of us will ever suffer, in order to save God's people.*
4. What is something we can ask God for, from this story? *We can ask God to work in our hearts, helping us to turn away from our sins and trust Jesus as our own Savior. We can ask Him to work out His good and unfailing plans through us, even through our sufferings.*

The Gospel

1. What was the good news that this blind man came to believe? What is the gospel?
God is the good Creator and King of the world. He made people to worship Him and live by His good laws. But we are all sinners who have rebelled against Him. We all deserve death--God's just, eternal punishment for our sins. How terrible! But God has good news for us. In His great mercy, God sent His Son Jesus to earth to save sinners. Yes, Jesus, the perfect Son of God, left His home in heaven and became a man. He lived the perfect life that pleases God. (He's the only one who has ever done that!) He offered it up to God His Father as the perfect sacrifice for sins when He suffered and died on the cross. Then, on the third day, Jesus rose from the dead in victory. He had fully paid for the sins of God's people, so they wouldn't have to! Now all who turn away from their sins and trust in Jesus as their Savior will receive forgiveness of sins and eternal life with God. They will be His very own special people who will know Him and enjoy Him forever. We can be God's people, too, if we turn from our sins and trust in Jesus as our own Savior.

Game: Basketball Toss

Materials

Small basketball or other ball
3 (or 4) baskets
Paper and Marker
Masking Tape
Story Review Questions

Preparing the Game

1. Choose 20+ questions for your game from the Story Review Discussion Questions, or make up your own.
2. Use tape to mark a free throw line. On the paper make three point values,(starting with two points and going up), one for each basket, and tape them to the corresponding basket. Set out the baskets with the one worth least points, the closest to the free throw line. The one worth the most points, set the farthest out. With younger children, make sure to set one basket so close in that they are almost guaranteed to get a basket. If desired, use the extra fourth basket to make a long bomb basket that is almost unreachable, but worth a lot of points.

Playing the Game

Divide the children into two teams. Teams will take turns having one of their members make a shoot. Each child gets three tries. The highest point value being what the question will be worth. Then ask the child a Story Review question. If he gets it right, then he earns those points for his team. If the person is unable to answer the question correctly, the other team can try to answer it for half the point values. If a child does not make a basket, he can still answer a question for 1 point.

Game continues until all children get to try to make a basket, or as number of questions, time, and attention span allow. The team with the most points at the end wins.

Non-competitive Option

Don't split into teams. Set a target point number for the group, telling them that together they are going to see how many turns it takes to reach the target number. Have the children take turns tossing the basketball (three tries each). Tally number of turns on a piece of paper. When the target number has been reached, start over and try to reach the target number in fewer turns.

Optional TAKING IT TO OTHERS Activity: Quiz Questions

Have the children choose a few of the questions from the game to ask the parents/other children during TAKING IT TO OTHERS time. Help pre-readers by whispering the question in their ear and letting them ask it aloud to the parents/other children.

CASE REPLAY ACTIVITIES

Use this guide to review the Case Story and act it out for others to enjoy!

CASE REPLAY, JR: YOUNGEST CHILDREN

Description: The children will act out the story together, everyone doing the same action/sound effect at the same time. This activity is most suitable for kindergarteners.

Materials

The Case RePlay, Jr. script for younger children

Preparation

1. Read through the script and write in the blanks along the side possible actions/sound effects the children could do to act it out.

Instructions

1. Tell the children that they will be re-enacting the story together as you tell it.
2. As you read the script, lead the children in actions/sound effects to do with you.
3. If desired, you can read the script and stop at certain sentences and ask them what a good action/sound effect would be to act out what you just read.
4. Repeat the re-enactment one or two times more.

CASE REPLAY, SR: OLDER CHILDREN

Description: The children act out the story as a three-scene play. You will narrate it using the Case RePlay, Sr. script and they will act it out (no spoken words, for the most part), with each child assuming a different character's role. This activity is most suitable for first grade and up. You will review the story, then practice it a few times before performing it for others.

Materials

The Case RePlay, Sr. script
White board or other large format paper
Costumes and props

Preparation

1. Prepare for the play by choosing costumes and props for each character in the story. Decorate the area with any scenery props.
2. Write the words "Beginning," "Middle," "End" on a large piece of paper/whiteboard with plenty of space under each heading. You will use this paper to help the children think about the story as a three-scene play, as it is presented in the script.

Instructions

1. Tell the children that they will get to act out the story as a three-scene play, with a beginning, middle and end section. Tell them that before they can act it out, they need to think it out. as you narrate it with your script.
2. Take the children's answers as they recount the story, helping them put key incidents in the right order.
3. If desired, when they have filled in their Beginning, Middle, End, read through your whole (real) script, so they hear exactly what you will have them act out.
4. Then tell the children that it's time to practice acting out the story.
5. Assign parts to each child. If you are using costumes, do NOT give them out at this point. They will be a distraction.
6. Have all the children sit on the floor or in chairs on one side of the "stage," then call the characters up in place as their part in the story comes.
7. As you read the script, guide the children in where you want them to move or do to act it out.
8. After going through the whole script once, give out any costumes and props and act out the script once or twice more.

Optional TAKING IT TO OTHERS Activity: Re-enacting the Story

Read the script as the children act out together (younger) or assuming different roles (older) as the other children or the parents watch.

CASE REPLAY, JR--YOUNGER KIDS (KINDERGARTEN) P.2

Welcome to our play! The name of our story is called: The Case of the Beautiful Blindness. Our story takes place near Jerusalem, in New Testament times, while Jesus lived on earth.

And now we present: "The Case of the Beautiful Blindness."

Scene 1:

There was a happy new family in Jerusalem. A young couple had just given birth to a baby boy! But their joy soon changed to shame as they realized that he has been born blind. Many Jews wrongly believed that this only happened if either the child while still inside his mother or the parents had sinned in some terrible way. As the boy grew up, there were many things he wished he could see: what his parents looked like, what he looked like, what the Temple looked like, etc. He also wondered what terrible "dark" sin it was that either he or his parents had committed that led to his darkness of sight. Was it really "darkness of sight for darkness of sin" as everyone thought?

Actions:

Scene 2:

The day came when Jesus answered this question. He and his disciples came upon the blind man as they ran from the Temple grounds. Angry Jews were trying to stone Jesus for saying that He was the Son of God; and, for calling them sons of the devil for not believing in Him. As Jesus and His disciples came towards the blind man, the disciples asked the same question everyone else had asked: who sinned: the man or his parents. Jesus told them neither had sinned, but that this man's blindness had been planned that God's work might be displayed in his life. Then Jesus made mud with dirt and His own spit. He put it in on the blind man's eyes and tells him to go to the Pool of Siloam and wash it off. The blind man goes and is healed. He goes home to tell his parents.

Scene 3

When everyone sees that Jesus had healed the man, they take him to the Pharisees to see what they think. Had Jesus done something good or bad, since He had healed this man on the Sabbath? The Pharisees said Jesus had sinned because He had broken the Sabbath, the day of rest. Then the Pharisees go question the man and his parents about what happened. They can see it's a miracle, but they refuse to believe that Jesus might really be the Son of God. The blind man argues that Jesus could only do these things if God had sent Him. The Pharisees throw the man out of their presence. Jesus goes to the man and asks him if he believes in the Son of Man (a name for the Messiah.) When man asks who He is, Jesus tells him that He is. The man worships and believes in Jesus. The very man who had been blind and accused of terrible sins, now came to see who Jesus really was and received forgiveness of sins before the Pharisees. For the more than 2000 years since the blind man was healed, God has continued to use his healing as a display of God's work as the LORD has used it in the lives of millions who have read it in the Bible. How good are God's plans!

Bible Truth Tie-In:

The Bible Truth we are learning is: **God's Plans for His Creation Are Good and Unfailing.** God always planned for the blindness of the blind man to be a display of God's work in his life. He has used his healing not just in Jesus' day, but in the lives of millions others in the more than 2000 years since.

CASE REPLAY, SR--OLDER KIDS (1ST GRADE AND UP) P.3

Welcome to our play! The name of our story is called: The Case of the Beautiful Blindness.

Our story takes place near Jerusalem, in New Testament times, while Jesus lived on earth.

The characters in our story are: Jesus, his disciples, people of Jerusalem, the Pharisees, the blind man and his parents.

And now we present: "The Case of the Beautiful Blindness."

Scene 1: (Beginning)

There was a happy new family in Jerusalem. A young couple had just given birth to a baby boy! But their joy soon changed to shame as they realized that he has been born blind. Many Jews wrongly believed that this only happened if either the child while still inside his mother or the parents had sinned in some terrible way. As the boy grew up, there were many things he wished he could see: what his parents looked like, what he looked like, what the Temple looked like, etc. He also wondered what terrible "dark" sin it was that either he or his parents had committed that led to his darkness of sight. Was it really "darkness of sight for darkness of sin" as everyone thought?

Scene 2: (Middle)

The day came when Jesus answered this question. He and his disciples came upon the blind man as they ran from the Temple grounds. Angry Jews were trying to stone Jesus for saying that He was the Son of God; and, for calling them sons of the devil for not believing in Him. As Jesus and His disciples came towards the blind man, the disciples asked the same question everyone else had asked: who sinned: the man or his parents. Jesus told them neither had sinned, but that this man's blindness had been planned that God's work might be displayed in his life. Then Jesus made mud with dirt and His own spit. He put it on the blind man's eyes and tells him to go to the Pool of Siloam and wash it off. The blind man goes and is healed. He goes home to tell his parents.

Scene 3: (End)

When everyone sees that Jesus had healed the man, they take him to the Pharisees to see what they think. Had Jesus done something good or bad, since He had healed this man on the Sabbath? The Pharisees said Jesus had sinned because He had broken the Sabbath, the day of rest. Then the Pharisees go question the man and his parents about what happened. They can see it's a miracle, but they refuse to believe that Jesus might really be the Son of God. The blind man argues that Jesus could only do these things if God had sent Him. The Pharisees throw the man out of their presence. Jesus goes to the man and asks him if he believes in the Son of Man (a name for the Messiah.) When man asks who He is, Jesus tells him that He is. The man worships and believes in Jesus. The very man who had been blind and accused of terrible sins, now came to see who Jesus really was and received forgiveness of sins before the Pharisees. For the more than 2000 years since the blind man was healed, God has continued to use his healing as a display of God's work as the LORD has used it in the lives of millions who have read it in the Bible. How good are God's plans!

Bible Truth Tie-In:

The Bible Truth we are learning is: **God's Plans for His Creation Are Good and Unfailing.** God always planned for the blindness of the blind man to be a display of God's work in his life. He has used his healing not just in Jesus' day, but in the lives of millions others in the more than 2000 years since.

The Man Born Blind

Description

Children will make the head of the man born blind with eyes that are blind, have mud on them, then can see, using a gallon water/milk jug.

Materials

Empty plastic gallon water/milk jug, one per child
 White cardstock
 Sticky back (or regular) Felt or paper in brown, black, red
 Craft glue
 Markers
 Paper fasteners, two per child
 Something sharp to bore holes in the milk jugs
 Scissors

Preparing the Craft

1. Make one copies of Patterns #1-6 out of paper or felt, as many as are specified on each template.
2. Turn the milk jug upside down with the handle facing you. The handle is the nose and eyebrows of the man, the eyes will be made in the space on either side of the handle. Bore a hole the size of a paper fastener directly above each eye hole. Use Pattern #1 as a guide to where this hole should go above the eye. This will be where the paper fastener goes that hold the Mud piece in place. Use scissors to cut out a section from the back side of the jug, behind where the eyes will go. This will be used to get to the back of the paper fastener to secure in place. Leave the top part and sides intact, as they will be needed to glue the hair, etc. down securely.

Making the Craft

1. Show the children your sample of the craft.
2. Have the children color the eyes of their man. Glue eyes in place.
3. Have the children glue the small brown felt/paper circles to the Mud Template (or can color them.)
4. Have the children punch the paper fastener through the hole in the Mud Template, then put the paper fastener through the hole above the eye. Fastener on back side of milk jug.
5. Have the children glue the hair, beard, mustache, lips, eyebrows onto their man.
6. Mud can be removed and eyes will appear as they pivot the mud to the side.

Making a Bible Truth Connection

Once the children have settled into their craft, use the Bible Truth- Craft Connection Sheet to lead discussion about the craft. Note that most of these questions echo the questions on the case board, providing a review of what the children learned earlier.

Optional TAKING IT TO OTHERS Activity: Craft Presentation

If you are presenting the craft to other children or parents the children can hold up their crafts (or your model craft) and read their Bible Truth Connection answers to explain the importance of the craft.



CASE CRAFT**Discussion Guide****Instructions:**

As the children are settled into making their craft, ask them these questions to help them understand the craft's significance. Use the answers provided to guide the children's answers.

Discussion Questions

1. Where did Jesus and His disciples see the blind man.

In Jerusalem, near the Temple.

2. How did the man become blind? What did most people think was the reason for the man's blindness? *He was born blind. Many believed it was God's punishment for some sin that he or his parents had committed.*

3. What did Jesus say about this man's blindness? *Jesus said his blindness was not because of sin, but God had always planned to use it to display His power in the man's life. He would use it to show people that He (Jesus) was the Son of God.*

4. What is Bible Truth that we are learning? *God's Plans for His Creation Are Good and Unfailing.*

5. What does our craft have to do with our Bible Truth: *God's Plans for His Creation Are Good and Unfailing?*

God had always intended this man's blindness to be a part of His good plan, not as a punishment for some unknown, terrible sin of the man or his parents. He has used it for thousands of years now, to display God's power.

6. What can our craft help us remember?

God plans for His power to be displayed in our lives, too. We can be encouraged to think that God may use our lives to be a great display of His glory to bring others to Him, too.

TAKING IT TO OTHERS**Craft Presentation****Instructions:**

Have children hold up your model craft/their crafts. Choose five children (or you say) the five sections below to explain the craft's importance.

Presentation:

1. Our craft is: *The Man Born Blind.*

2. In Jerusalem, Jesus told His disciples that the man born blind was not blind as a punishment for some sin, but because God had planned it to display His power in the blind man's life.

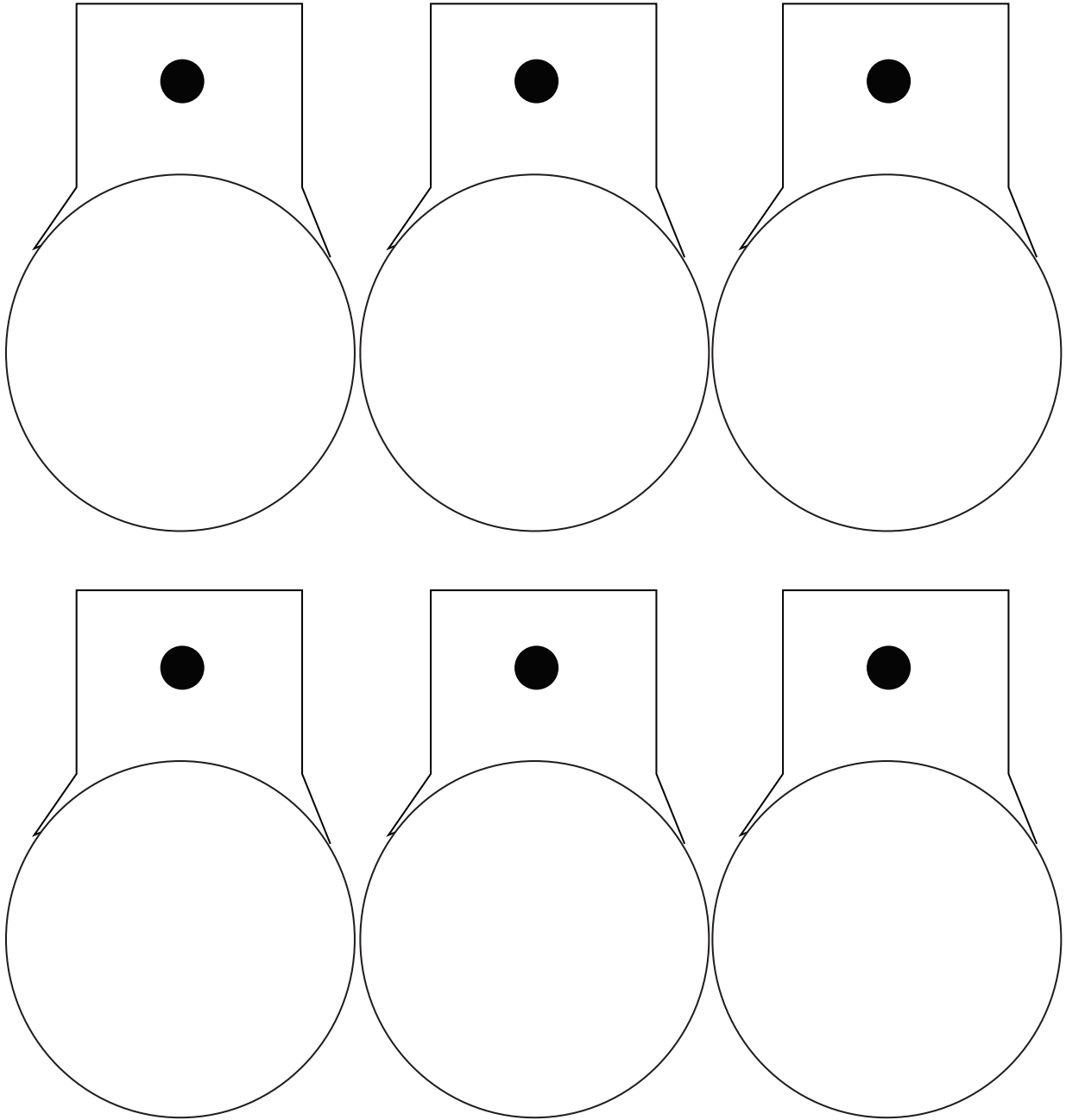
3. Our Bible Truth is: *God's Plans for His Creation Are Good and Unfailing.*

4. God had always intended this man's blindness to be a part of His good plan, not as a punishment for some unknown, terrible sin of the man or his parents. He has used it for thousands of years now, to display God's power.

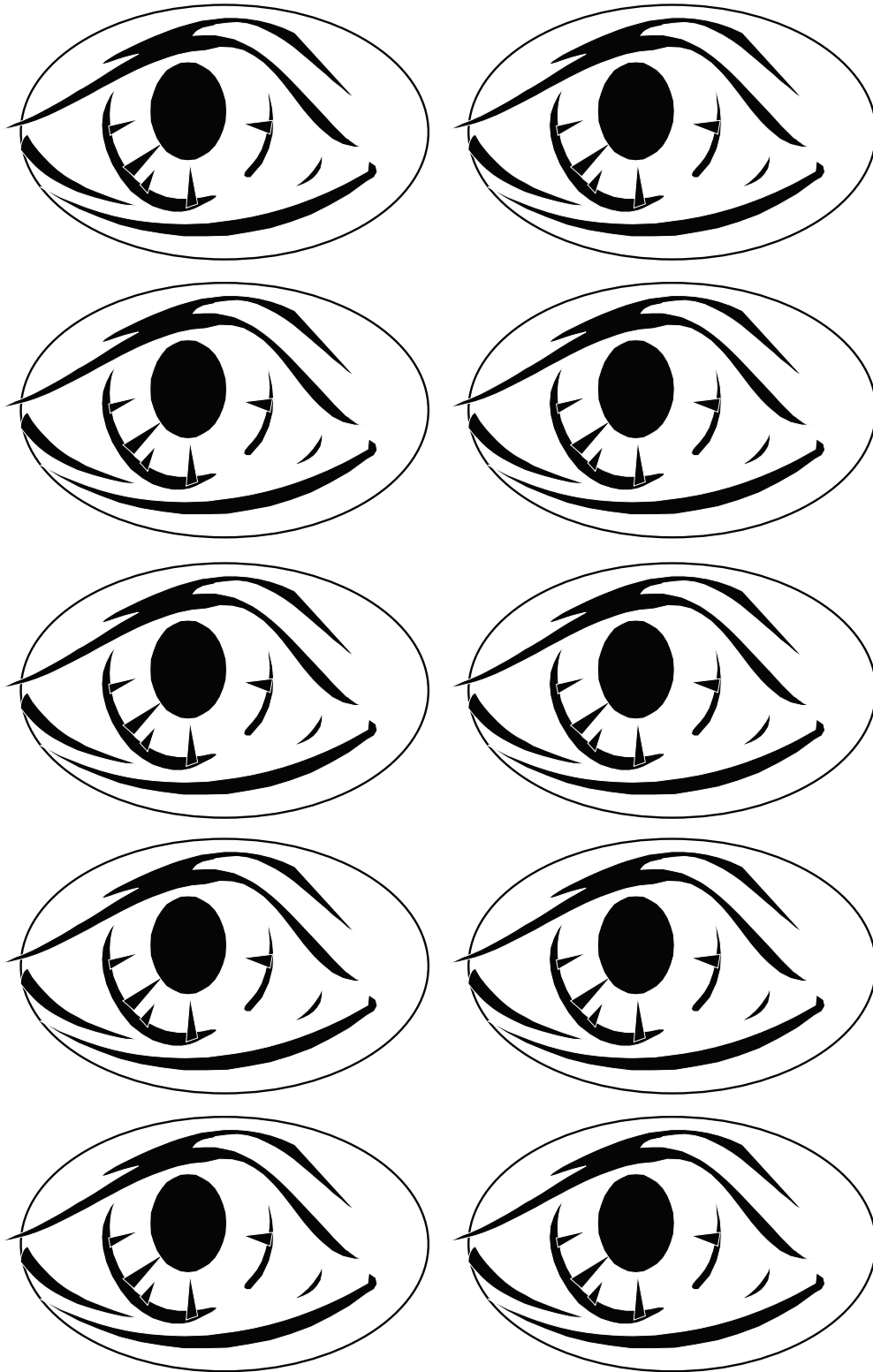
5. Our craft can help us remember that God plans for His power to be displayed in our lives, too. We can be encouraged to think that God may use our lives to be a great display of His glory to bring others to Him, too.

Note: Even non-readers can participate in presenting the craft, if you will whisper what they are to say in their ear and let them say it aloud for the others to hear.


Craft Pattern #1
Mud Coverings

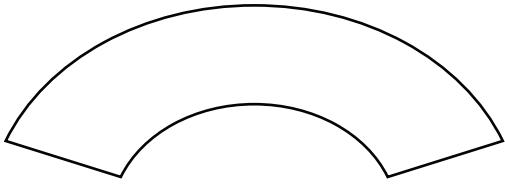


Craft Pattern #2 Eyes

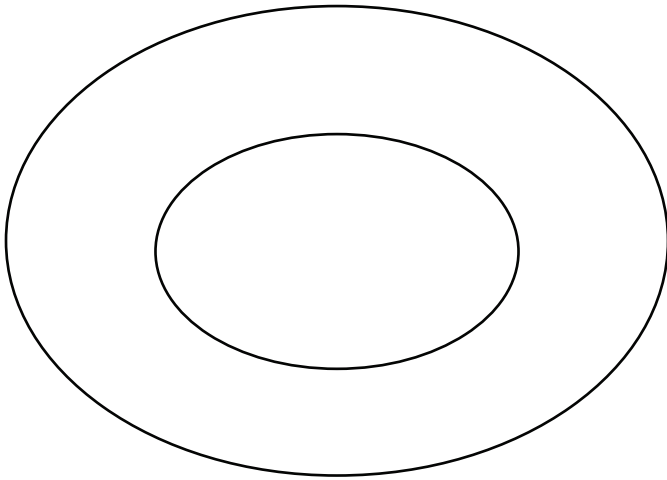


Craft Pattern #3
Hair Template

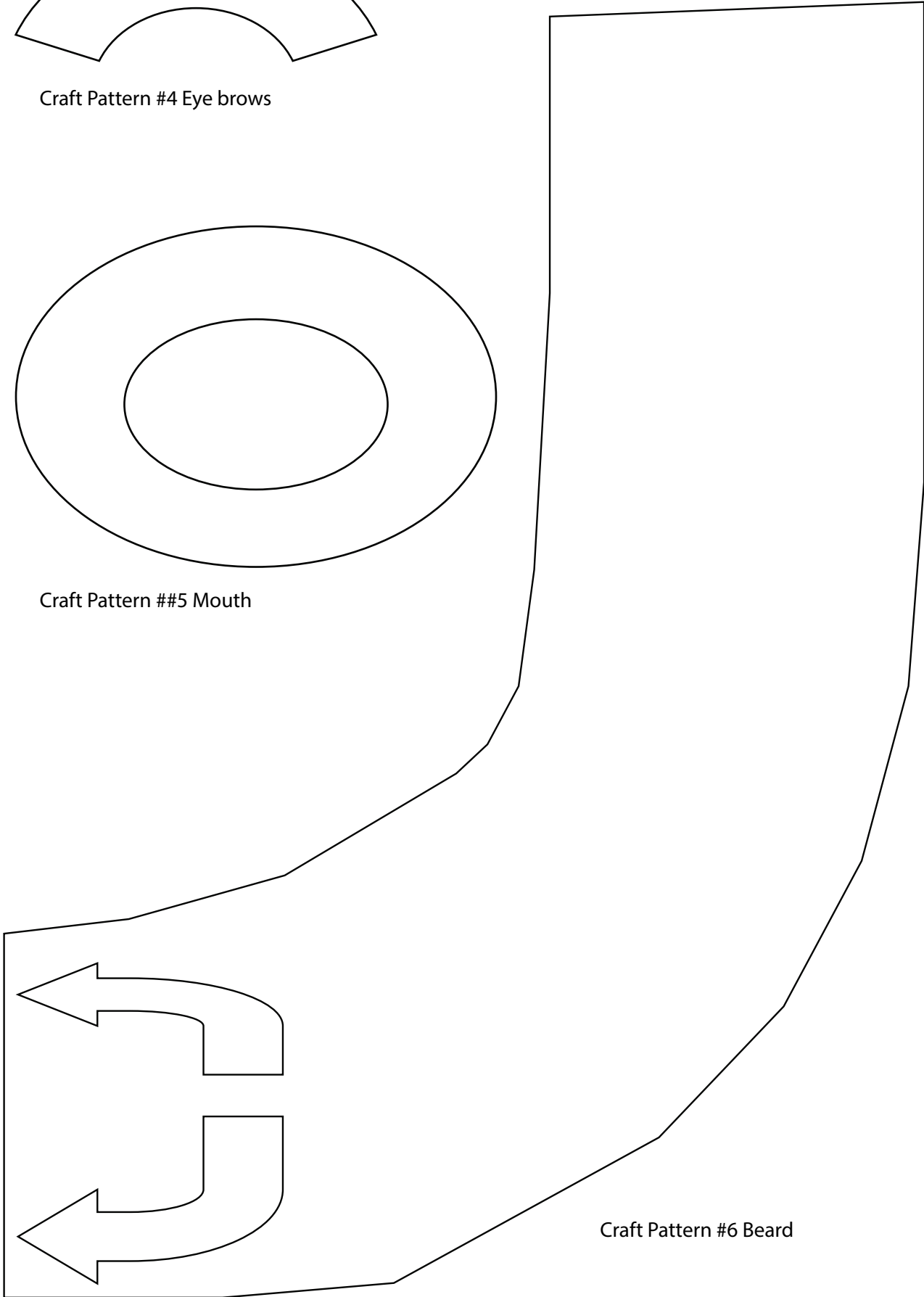




Craft Pattern #4 Eye brows



Craft Pattern #5 Mouth



Craft Pattern #6 Beard

BEFORE CLASS:**1. PICK YOUR PERSON**

VIPPs can be anyone in your church! Typically, they fall into 6 categories: Church staff, Elders, Deacons/deaconesses, Special Volunteers (people who aren't paid, but spend a lot of time helping out in particular ways), Supported Workers (aka missionaries), and Church Members.

2. GATHER YOUR FACTS

Use the VIPP Information Sheet to write down the facts about your VIPP. The information on this worksheet is used in the VIPP activities, listed in the "Choose an Activity" section below.

DURING THE ACTIVITY:**1. INTRODUCE YOUR VIPP**

Introduce your VIPP to the children, using the VIPP Information Sheet. Fill in a set of VIPP Clue Cards with the information for your VIPP. If desired, you can even have the actual person come into class for the children to meet.

Need help describing what someone does for the church in a kid-friendly way? Check out the list of common VIPPs on the Praise Factory website in the PFI resources. There are lots of kid-friendly descriptions for common VIPP's, such as pastors, elders, deacons and a lot more.

2. PRAY!

Lead the children in praying for the VIPP. Ask the children if they would like to pray for one of the VIPPs prayer requests. Even non-readers can pray for the VIPP if you whisper the prayer request in their ear, then let them say it aloud. Never force a child to pray!

3. CHOOSE AN ACTIVITY

There are two activities you can use to help the children learn about the VIPP:

VIPP Clue Cards: These are nine coloring sheets in which children fill in the nine things they learn about the VIPP from the VIPP Information Sheet. Photocopy a set of each child. Use as few or as many of these Clue Cards as you desire.

VIPP Game: This is a game that uses a set of Clue Cards for one or two VIPPs.

Choose a VIPP and fill in his/her information on the VIPP Information Sheet. Fill in a set of VIPP Clue Cards with the information for your VIPP. Tell the children about the VIPP, having them fill in the VIPP Clue Cards with the key facts as they learn them. Write any words the children need to write on a white-board or other piece of paper so they can see how to spell them. Help younger children write these words on their clue cards. Ideas for how to tell the children about many common VIPPs are listed at praisefactory.org with the resources for this Bible Truth.

Optional TAKING IT TO OTHERS Activity: Introduce and Pray for the VIPP

If you are presenting the VIPP to other children or parents you can assign children to hold up the 10 clue cards and say what each card tells about the VIPP. (Or, you can have the children hold them up as you tell what each one means.) Then lead the children in praying for the VIPP.

Game: Hot and Cold Hide

Materials

Information Sheet for one VIPP

2 Set of Clue Cards

8 8.5" x 11" Manilla Envelopes

Blindfold

Preparing the Game

1. Fill in one set of clue sheets for the VIPP you are using.
2. Tape the other (blank) set of Clue Cards to the outside of the manilla envelopes.
3. Put the filled-in clue cards in the corresponding envelope.

Playing the Game

Reveal: Tell the children about the VIPP, showing them your filled-in clue cards as you tell about them.

Review: Choose one child to be "The Finder" and cover his eyes with the blindfold. Choose one of the Clue Card envelopes. Choose another child to be "The Hider". This child will hide the envelope somewhere in the room. When the clue is hidden, the Finder takes off his blindfold and begins to look for the envelope. The other children say "hot, cold, etc" as the child gets closer or further from the envelope to help the child find it. When the folder is found, the teacher (or the child) tells the Clue Card category. The other children try to remember what the VIPP's answer was. Open it up and see if they got it right. If they did, the Clue Card is retired. If not, it can be added back into the Clue Cards to be hidden.

VIPP INFORMATION SHEET

VIPP NAME:

WHAT VIPP LOOKS LIKE

Man or Woman? _____

Hair color? _____

Eye color? _____

FAVORITE ANIMAL

FAVORITE FOOD

FAVORITE FREE TIME ACTIVITY

WHAT VIPP DOES DURING WEEK

VIPP GROUP OF SERVICE:

Church Member

Deacon

Elder

Church Staff

Special Volunteer

Supported Worker
(Missionary)

3 WAYS VIPP SERVES CHURCH

3 WAYS TO PRAY FOR THE VIPP
