

BIBLE TRUTH 3, LESSON 3: PLANNER/OVERVIEW

GETTING STARTED: Welcome and Opening Songs (*introduce unit and get kids moving with these songs*)

Welcome to Praise Factory: PFI: Praise Factory Investigators Theme Song *PFI NIV Songs 5, Track 1*

Rules to Help Us Worship God and Love Others: WoGoLOA Classroom Rules Song *PFI NIV Songs 5, Track 2*

Big Question Under Investigation: Big Question 1 Songs *PFI NIV Songs 5, Tracks 3,4*

Extra Song: The Days of Creation PFI NIV Songs 5, Track 5

Big Question Bible Verse: Genesis 1:31 Song *PFI NIV Songs 5, Track 6*

DIGGING DEEP DOWN: Key Concept and Story (*introduce the Bible Truth and tell the related story*)

Bible Truth 3: God Created the World to Praise and Glorify Him

Bible Truth Hymn: Doxology *PFI NIV Songs 5, Track 13*

Bible Verse: Psalm 148:7-10

Bible Verse Song: Then God Said *PFI NIV Songs 5, Track 14*

Lesson 3 New Testament Story: The Case of the Great Day of Praise

Matthew 21:1-11; Mark 11:1-11; Luke 19:28-44; John 12:1-17; Ephesians 1;
1 Peter 1:19-20; Revelation 5:11-13

TAKING ACTION: Response Activities (*choose from among these activities*)

Snack and Discussion Planner: Stones that Cry Out, Praise along the Road

ACTS Prayer: Prayer Sheet

Bible Truth Review: Discussion Questions and Game: Enemy Invaders

Bible Truth Hymn: Doxology *PFI NIV Songs 5, Track 13*

Song, Sign Language and Song Game: Pass the Secret Sign **PFI NIV Songs 5 BOOK or ONLINE**

Bible Verse Review: Genesis 1:26-27: Discussion Sheet and Game: Horse Play Verse Tag

Bible Verse Song: Praise the LORD, from the Earth *PFI NIV Songs 5, Track 14*

Song, Sign Language and Song Game: Mimic Me! **PFI NIV Songs 5 BOOK or ONLINE**

Story Review: Discussion Questions and Game: Chair Pile-Up

Case RePlay, Jr: Drama Activity for Youngest Children (children do same story actions together)

Case RePlay, Sr: Drama Activity for Most Children (children re-tell story with individual parts)

Craft: Palm Branches, Cloaks & Hosanna

VIPP (Very Important Prayer Person) Prayer Time: Coloring Sheets (back of book) & Game: Crabbin' Around

TAKING IT HOME: Take Home Sheet for Review and Family Devotions

PFI Pronto: Bible Truth 3, Lesson 3 **PFI NIV Prontos 5 BOOK or ONLINE**

The Case of the Great Day of Praise by Connie Dever
Pet. 1:19-20; Rev. 5:11-13

Mt. 21:1-11; Mk. 11:1-11; Lk. 19:28-44; Jn. 12:1-17; Eph. 1; 1

Our story is:

The Case of the Great Day of Praise.

As you listen to the story, see if you can figure out:

1. Who was waiting for the Great Day of Praise? What would happen on that day?
2. When did they think it had come? When will the Great Day of Praise really come?

From the very beginning, the LORD planned for His whole creation to praise and glorify Him, each in their own, special way. The first ocean waves clapped their praise against the fresh, white sands. The first roar of the mighty lion thundered of His might. The first wonderful smell of the honeysuckle whispered the fragrant beauty of His love as it drifted along the wind. The first glittering stars in the endless Milky Way spoke of His unending greatness. The first wisp of the magnificent angel's wings as they moved to cover his bowed head before the LORD spoke of perfect holiness. Yes, from the moment these creatures came into being, they began to testify to the great Creator who made them.

Yet there was one kind of creature God had planned for more than just praising and glorifying Him as their Creator. This creature was created to praise and glorify Him as something even more amazing. They would get to praise and glorify Him as their Savior. Who was this creature? They were God's very own people. He would love them and save them from their sins. He would bring them to live with Him forever.

Sins? But why would God's people need to be saved from sins? Wasn't the world God making without sin? Yes, but soon that would change. People would rebel against their good Creator, plunging the world and themselves into sin and death. Then they would need a Savior to save them from the just, eternal punishment they deserved from God.

So right then--from even before the beginning--God wove His magnificent plan of salvation into His creation. He chose people from every tribe, language and nation to be His very own, adopted people. And He chose His one and only Son, Jesus, to come to earth as a man, and save them, at just the right time.

Through Jesus, God would show even more of Himself to the world. He would show how great is His holiness as Jesus would live a perfect life. He would show how great is His love, as He would offer it up in exchange for His peoples' sinful lives. As each of His people would come to believe in Him, He planned that their lives would be changed and their voices would rise in praise to Him for being their Savior. Then at last, on one wonderful day, their voices would all join together and swell into a beautiful song of praise to their great God and Savior. And once it started, it would never end. What a Great Day of Praise that would be; and it was the great end of the wonderful plan God had for all creation from before the beginning.

God carried out His plan. He created the heavens and the earth in all their perfectness. He made a man and a woman and put them on the earth to know and love Him. But the man and woman rebelled against Him, as He knew they would. Sin and death came flooding in. And right then, God gave promises of hope to them: of a Savior—the Messiah— who would come at just the right time.

Thousands of years later, that right time came. Jesus came to earth. He taught people about God. He did many amazing miracles. He promised wonderful, everlasting life to those who believed in Him. And He lived a perfect life, so He could be the Savior of God's people. Jesus was like no one else! Surely the people could see! Surely it was time for that Great Day of Praise, when God's people everywhere would raise their voices in praise to God as He created them to.

There certainly was one day, near the end of Jesus' earthly life, when it seemed as if it had come. A great

Story-telling Tips

Ahead of time:

1. Read the Bible verses and story. Pray!
2. Create story cue cards on index cards (or highlight text).
3. Practice telling story dramatically, timing your presentation. Shorten, if necessary to fit your allotted time.
4. Decorate area with story props that help bring your story alive.

During your presentation:

1. Maintain as much eye contact as possible as you tell the story. Point to/use props at important points in the story. Include the kids in your story with a few questions about what they think will happen or words/concepts that might be new to them.
2. Watch the kids for signs that their attention span has been reached. Shorten, if necessary.

crowd pushed in around Jesus as the donkey He was seated upon came to the top of the Mount of Olives, a hill just outside of Jerusalem. What a sight burst upon their eyes as they looked west. There was Jerusalem in all its beauty! The towering walls of the King's palace rose high above the city. The dazzling, white marble of the Temple shone gloriously.

It was as if in that moment God's plan made sense to these people: Here was the Messiah, Jesus, come to take His throne in Jerusalem, the City of the LORD. At last the LORD had come to save His people!

In one great voice they shouted their praise to God for all the miracles they had seen: "Blessed is the King who comes in the name of the LORD! Hosanna to the Son of David! Peace in heaven and glory in the highest!" they sang.

Some waved palm branches in a royal salute to the King, while others lay a royal carpet of their robes upon the stony path for Jesus' donkey to walk over. Was this the Great Day of Praise planned for God's people from before the beginning of time? The Day when the song of His people would become an everlasting symphony? Was this day that the King would take up His throne and rule forever and ever as Savior and Lord?

Perhaps the crowd thought so; but they didn't understand. God's plan was even bigger than they imagined. They had seen Jesus' miracles and heard His powerful preaching and they thought these were signs that Jesus had come to Jerusalem as their earthly Messiah to get rid of their earthly enemies: the Romans. They did not understand Jesus had come as the Savior to save them from their biggest enemies: sin and death. This was far better, not but at all what the crowd wanted. Jesus knew that all too soon the cheering crowds would turn against Him when He didn't give them what they wanted.

There were Pharisees--teachers of the Bible-- in the crowd that day. They should have known better about Jesus and why He had come. They knew the many promises in the Bible about the coming Savior. They should have seen how they all pointed to Jesus. But they didn't want to see. They didn't want to believe. They watched the crowds honor Jesus and they were jealous and angry!

"See, this is getting us nowhere! Look how the whole world has gone after him! We must do something to stop him" they said to each other.

"Teacher, rebuke your disciples! They shouldn't be praising you like this! You are not the Messiah!"

"I tell you," Jesus rebuked them, "if they keep quiet, the stones will cry out!"

Looking down over Jerusalem, Jesus wept. "If you, even you, had only known on this day what would bring you peace—but now it is hidden from your eyes," He said. How sad Jesus was that the people of Jerusalem were blind to who He really was and what He had come to do.

But it was not to be! In just five days, the crowds' happy praise changed to angry cries of "Crucify Him!". Jesus was nailed to a cross to die, then buried in a grave. "Now there would be no more praise for this fake Messiah. There will be no more believing in this fake Savior," the Pharisees thought.

But, of course, we know how wrong they were. It was on that terrible cross that Jesus actually did what He came to do.

The earth might have been still and silent that Friday as Jesus' body lay in the grave, but heaven was already rejoicing with the good news: Jesus had saved His people by taking all of God's punishment they deserved for their sins as He died on the cross. By His death, they would have eternal life with God!

On the third day, Jesus rose from the dead and appeared to His disciples! Now they joined heaven in rejoicing! Jesus really had beaten sin and death for God's people, once and for all!

Since that wonderful Easter Sunday, Jesus' followers have been spreading the good news of salvation through Jesus. More and more have heard and believe! With each new believer, the song of praise for Jesus from God's people in heaven and on earth is getting louder and louder.

On it will grow until the end of time when God's people will finally be gathered together for the Great Day of Praise. On that day, they will join together with thousands and thousands of angels and shout: "Jesus died to save His people! He deserves the highest praise! All power, riches, wisdom strength, honor, glory and praise

belong to Him!" And together with every creature in heaven, and on earth, and under the earth, and in the sea, they will sing the most beautiful song to God: "To Him who sits on the throne and to [Jesus] be praise and honor and glory and power, for ever and ever!" (Revelation 5:12-13, NIV 1984)

Cracking the Case:

It's time to answer our Case Questions.

1. Who was waiting for the Great Day of Praise?

What would happen on that day? The people of Israel were waiting for the Great Day of Praise. God's Messiah would save them from their enemies and bring God's kingdom where they would live happily forever.

2. When did they think it had come? When will the Great Day of Praise really come?

When Jesus entered Jerusalem on the donkey. They thought He was coming to get rid of their enemies and become their Messiah-king. It will come at the end of time when Jesus comes back. Then, He will put an end to sin and death and bring God's kingdom forever.

Something For You and Me

Our Bible Truth is: God Created the World to Praise and Glorify Him

Our Bible Verse is: Psalm 148:7-13

"Praise the LORD from the earth, you great sea creatures and all ocean depths, lightning and hail, snow and clouds, stormy winds that do his bidding, you mountains and all hills, fruit trees and all cedars, wild animals and all cattle, small creatures and flying birds, kings of the earth and all nations, you princes and all rulers on earth, young men and maidens, old men and children. Let them praise the name of the LORD, for his name alone is exalted; his splendor is above the earth and the heavens."

What a day will be that Day of Praise! It will be the most glorious Day the world has ever known, when at last all the creatures of earth raise their voices in praise to the LORD.

You and I can be there? How? By confessing our sins to God and trusting in Jesus as our very own Savior. Let's praise God for planning such a wonderful Day for His People to be a part of. Let's ask Him to work in our hearts, that we might confess our sins and trust Jesus as our very own Savior. Let's ask Him to change us and turn our voices to sing the song of His praises this very

day.

Close in prayer.

Closing ACTS Prayer

A God, we praise You for being our good Creator and King.

C God, we confess that many times we choose to forget You and forget to praise You. We choose to praise other things and people, even ourselves. We need a Savior!

T God, we thank You for promising to one day bringing an end to all sin and sadness. Thank You that You will bring the Great Day of Praise when all Your people are gathered together to praise You. Thank You for sending Jesus to save us that we might be able to take part in that Great Day of Praise.

S God, work in our hearts! Help us to turn away from our sins and trust in Jesus as our Savior. Help us to bring all of our troubles to You. Make us praisers of Your name even now!

Special Words

Pharisee: Jewish teachers of the Law (Old Testament).

Messiah: The special king God promised to send to save His people and to bring His kingdom.

ACTS PRAYER ACTIVITY

Use this sheet to write down your ACTS Prayer

Instructions:

Use this sheet to help the children apply the Bible Truth into a prayer. You can use the ACTS provided or even better, have the kids think of their own applications. Also have the children add their personal requests to the prayer, too. Lead the children in the prayer or let them pray sections, with your help. Never force a child to pray! Non-readers can participate by you whispering a section of the prayer into their ear and allowing them to pray it aloud for the group.

ADORATION:

God, we praise for being our great Creator who is worthy of all our praise. His glory is in all the earth!

God, we praise You for being.....

Add your own Adorations:

CONFESSION:

We confess we often forget You and do not praise You as we should. We too often are trying to get other people to glorify us for good things we do, instead of You. We need a Savior!

God, we have sinned against You....

Add your own Confessions:

THANKSGIVING:

Thank You, God for making us in Your image so that we, more than any other creature, can have the pleasure of enjoying and praising You.

God, we thank You for...

Add your own Thanksgivings:

SUPPLICATION:

God, work in our hearts that we might love, know and obey You, as You created us to, know Him and obey Him as we were created to. Work in our hearts, that we might turn away from our sins and trust in Jesus as our Savior.

God, we need Your help...

Add your own Supplication:

SNEAKY SNACK

Can you figure out how this snack ties in with our case?

Snack: Stones that Cry Out, Praise along the Road

Donut hole or pretzel nugget “stones” with celery stick with leaves “palm branches”. Another more involved option would be a half piece of bread “road” with torn lettuce/red cabbage leaf, ham, cheese “cloaks” on it. Add a animal cracker “donkey” on top.

This is only a suggestion. Feel free to modify. Be mindful of allergy issues among your children!

Case Tie-in: As Jesus came down the Mt. of Olives and entered Jerusalem, a crowd of people waved palm branches and praised God, welcoming Him as God’s Messiah. The Pharisees were horrified and tried to silence the people, but Jesus told them that the stones would cry out in praise, if the people were silent. He was the Messiah, come to save God’s people. He was the king, even though the people misunderstood what He had come to do to save them.

SOUL FOOD

Food for thought during snack time

1. What does the snack have to do with the story?

Choose a few questions from the other activity discussion sheets to talk about during this snack time.

2.

3.

4.

5.

6.

7.

Directions: Read and discuss Bible Truth, using a FEW of the questions. Play game. Feel free to modify the game to fit your children.

God Created the World to Praise and Glorify Him

God did not create the world because He was lonely or bored. God the Father, Son and Holy Spirit have always been perfectly happy, enjoying each other in perfect fellowship. He had no need for anyone or anything else to be happy. God created the world because He wanted to. He created it all as a display of His glory (who He is).

Everything God created praises and glorifies Him by being little pictures of what He is like. Because God made people in His image, we have the greatest ability to praise and glorify Him. To people alone, of all the earthly creatures, did God give a spirit to know and love Him. Only we can understand how His creations tell us about Him as we look at them.

God placed us in this wonderful world of His creation to enjoy it, and for the pleasure of praising, glorifying and enjoying God, as we see what it shows us about Him.

Understanding the Bible Truth

1. Did God create people and the universe because He was bored or lonely? Why or why not? *God did not create them because He was bored or lonely. God the Father, Son and Holy Spirit have always been perfectly happy, enjoying each other in perfect fellowship.*
2. Why did God make the universe? *For His own pleasure, as a display of His glory. For us to enjoy.*
3. How do all things praise & glorify the LORD? *By being little pictures of what He is like.*
4. What is special about how people can praise and glorify God? *God made them in His own image. Of all the earthly creatures, they alone can see how God's creations reflect the great way He is and praise Him for it.*
5. Why did God place people in His creation? *To enjoy creation and to enjoy God. And, for the pleasure of praising and glorifying God even more, by what God's creations shows them about Him.*
6. Why would it be selfish for us to do things for our own glory, but good for God to do things for His own glory? *We are just creatures. We were never meant to be worshiped or glorified for what we do. We can accept people's encourage when we do a good job, but we know that everything talent we have, every good thing we do is a gift that God has given us. In the end, God should be praised for the good things we do. But God is different. He is the like no other. He is completely good and loving. He is far wiser and far more powerful than anyone else. No one helps Him do what He does. It is right for Him to do things for His own pleasure and for the praise of His name because He is the God. It would be wrong for Him NOT to seek His own glory or pleasure.*

Bible Truth Story Connection Questions

1. What does our story have to do with our Bible Truth? *From before the beginning, God chose His people to praise and glorify Him not just as their Creator, but as their Savior. He chose His Son Jesus to die on the cross for their sins. At the end of time, there will be a Great Day of Praise when all of God's people will gather together and praise Him as their beloved Savior, just as He had created them to, from before the creation of the world.*

Bible Verse Connection Question

1. What does our Bible Truth have to do with our **Bible Verse: Psalm 148:7-10**: "Praise the LORD from the earth, you great sea creatures and all ocean depths, lightning and hail, snow and clouds, stormy winds that do his bidding, you mountains and all hills, fruit trees and all cedars, wild animals and all cattle, small creatures and flying birds, kings of the earth and all nations, you princes and all rulers on earth, young men and maidens, old men and children. Let them praise the name of the LORD, for his name alone is exalted; his splendor is above the earth and the heavens.?"

This verse is a call for all of God's creatures to praise Him, as they were created to.

Life Application Questions

1. How can you praise and glorify God today?
2. What is the first thing we should do if we want to praise and glorify God? *We should turn from our sins, confess them to God, and trust in Jesus as our own Savior.*

ACTS Questions

1. What is something we can praise God for from this Bible Truth? *Praise God for being the great Creator who is worthy of all of our praise and glory.*
2. What is something we can confess to God from this Bible Truth? *Confess that we often forget Him and do not praise Him as we should. We deserve His punishment! We need a Savior!*
3. What is something we can thank God for from this Bible Truth? *Thank God for creating us so that we can have the pleasure of enjoying Him and praising Him. Thank Him for making us able to see how wonderful He is through the things He has created.*

The Gospel

1. God created us to praise and glorify Him, but we have all chosen not to. We deserve God's punishment! Is there any hope for us? What is the gospel?

Yes, there is! God is the good Creator and King of the world. He made people to worship Him and live by His good laws. But we are all sinners who've rebelled against Him. We all deserve death--God's just, eternal punishment for our sins. How terrible! But God has good news for us. In His great mercy, God sent His Son, Jesus to earth as a man to save sinners. He lived the perfect life that pleases God. (He's the only one who's ever done that!) He offered it up to God His Father as the perfect sacrifice for sins when He suffered and died on the cross. Then, on the third day, Jesus rose from the dead in victory. He had fully paid for the sins of God's people, so they wouldn't have to! Now all who turn away from their sins and trust in Jesus as their Savior will receive forgiveness of sins and eternal life with God. They will be His very own special people who will know Him and enjoy Him forever. We can be God's people, too, if we turn from our sins and trust in Jesus as our own Savior.

Game: Enemy Invaders

Materials

Index cards of two different colors (or use red and black playing cards, such as hearts and spades)
Bible Truth Questions
String or yarn
Two chairs
Masking Tape

Preparing the Game

1. Choose 20+ questions for your game from the Bible Truth Discussion Questions, or make up your own.
2. Write the Bible Truth questions on small thin strips of paper (or make a photocopy of the Bible Truth Discussion Questions and simply cut them into strips) and put them in the bag/bowl.
3. Tie an end of the string to each chair and draw the line across the room where the teams will be. Preferably this line will be about 4' above the ground.
4. Tape a line about 6' to 9' from the string on each side.
5. Cut cards in half along the long side, making them about the same size as playing cards.

Playing the Game

Divide the children into two teams and have them stand (or kneel to make it even harder!) on their team's line. Give each child an index card, the same color for the children on one team. At your signal, have them try to toss their cards over the line and into their "enemy's" territory on the other side. Add up how many cards fell on each side. That is how many points they can win by answering a question. Choose a question for each team. If the team gets it wrong, the question goes to the other team for an extra point. Distribute the cards and play again.

Game continues as number of questions, time, and attention span allow.

Non-competitive Option

Set a target number of points for the whole group. Challenge the children to see how many turns it takes score the target number of points. Once the target has been reached, start the game over and see how many turns it takes to reach the target the second time.

Optional TAKING IT TO OTHERS Activity: Quiz Questions

Have the children choose a few of the questions from the game to ask the parents/other children during TAKING IT TO OTHERS time. Help pre-readers by whispering the question in their ear and letting them ask it aloud to the parents/other children. Make sure you read the Bible verse aloud before you ask your questions.

Directions:

1. Write words to song in large print before class.
2. Play the song for the children, helping them follow along on the song sheet.
3. Discuss the song, using a few questions from the discussion sheet. *Don't use them all!*
4. Introduce sign language for key words of your choice from sign language sheet for your song. Use as few or as many as you think the children can learn.
5. Sing and sign the song. Sign language as well as large format lyrics and sheet music are found in the PFI Unit Songbook or online.
6. If desired, play the Song Game.

Optional TAKING IT TO OTHERS Activity: Presenting and Singing the Song

1. Sing and sign the song, encouraging the watching children/parents to join in.
2. Ask the class some of the questions listed below. The Bible Truth Connection Question is particularly good to help them understand how the song ties in with the Bible Truth.

Doxology

Praise God, from whom all blessings flow;
 Praise Him, all creatures, here below;
 Praise Him above, ye heav'nly host;
 Praise Father, Son, and Holy Ghost. Amen

Listen to it on PFI NIV Songs 5, Track 13

Understanding the Song

1. What does it mean to praise God? *To tell of the greatness of who He is and what He does.*
2. What is a blessing? *Good things that we enjoy that have been given to us, particularly from God.*
3. From whom do all blessings "flow" (come from)? *From God.*
4. Who should praise God? *All creatures here below; the heavenly host above.*
5. What does "here below" mean? What creatures are here below? *Creatures that live below heaven; that is, earthly creatures. This would include everything God created in the universe.*
6. Who is supposed to praise God above? Who are they? *The heavenly host, which are all the different kinds of angels of heaven.*
7. Who are the creatures below and heavenly host above supposed to praise? *God, the Father, Son and Holy Ghost*
8. What can we praise the Father especially for? *For His great plan of creation and salvation. For His great love in sending His Son to save sinful people, like you and me.*
9. What can we praise the Son especially for? *For being willing to leave the close fellowship with the Father and the Holy Spirit to come to earth, that He could suffer and die that His people would be saved from their sins.*
10. Is the Holy Ghost really a ghost? *No. That's just another way of saying Spirit.*
11. What can we praise the Holy Ghost especially for? *For coming to live within the hearts of God's people when they turn to trust Jesus as their Savior. For changing them and giving them more and more love for God and a greater desire to serve Him.*

Bible Truth Connection Question

1. How does this song relate to our **Bible Truth: God Created All Things to Praise and Glorify Him**? *All creatures here below on the earth and all the heavenly host above in heaven should praise God. He is their Creator and He made them to praise and glorify Him. All the good blessings they enjoy come from Him.*

Story Connection

1. How does this song relate to our story? *On the Great Day of Praise, at the end of time, all of God's people will gather together with all creatures here below on earth and all the heavenly host above in heaven. On that Day, His people will praise God the Father, Son and Holy Spirit for all the blessings He has given them. They, more than all of the other creatures and even all other people, will have known the blessings of God as their Father, the Son of God as their Savior, and the Holy Spirit as the One who lived within them so they could know and love God more and more.*

Bible Verse Connection Question

1. What does this hymn have to do with our Bible Verse: **Psalm 148:7-13**: "Praise the LORD from the earth, you great sea creatures and all ocean depths, lightning and hail, snow and clouds, stormy winds that do his bidding, you mountains and all hills, fruit trees and all cedars, wild animals and all cattle, small creatures and flying birds, kings of the earth and all nations, you princes and all rulers on earth, young men and maidens, old men and children. Let them praise the name of the LORD, for his name alone is exalted; his splendor is above the earth and the heavens."

This hymn calls us, along with all creatures to praise God, as He created us to. He is our God and He is the one from whom all the blessings we enjoy come from.

Life Application Questions

1. How can God's people be affected by the message of this song? *They can praise God for not just creating them, but providing for their every need, every day, so that they stay alive. They can ask God to help them to know and love Him more as they look at His creations. They can ask Him to make them more grateful for all He is and gives them each day.*
2. How can we become God's "folk", His people? *By turning away from our sins and trusting in Jesus as our Savior.*

ACTS Questions

1. What is something we can praise God for from this hymn? *Praise God for being the Giver of all blessings that all creatures enjoy.*
2. What are sins we can confess to God from this hymn? *That many times we don't thank God for His many blessings or praise Him for being our good Creator. We think too much about ourselves and forget Him and who He is. We deserve His punishment. We need a Savior!*
3. What is something we can thank God for from this hymn?
We can thank Him for all His blessings, especially the blessing of forgiveness of our sins through Jesus.
4. What is something we can ask God for from this hymn? *We can ask Him to work in our hearts that we might want to receive the greatest blessing of salvation, by turning from our sins and trusting in Jesus as our Savior. We can ask Him to give us eyes to see the many blessings He gives us every day and become more grateful for them.*

Life Application Questions

1. What are some blessings that the LORD has given you?
2. How can God's people be affected by the message of this song? *We can think of blessings that we have and praise God for giving them to us. We can ask God to help bring to mind the blessings He gives us each day and thank Him for them.*
3. What is the greatest blessing that God offers to sinful people like you and me? *The forgiveness of our sins when we turn away from our sins and trust in Jesus as our Savior.*

Gospel Question

1. Why do God's people of all creatures have great blessings to praise God for? What is the good news of Jesus? What is the gospel?

God is the good Creator and King of the world. He made people to worship Him and live by His good laws. But we are all sinners who have rebelled against Him. We all deserve death--God's just, eternal punishment for our sins. How terrible! But God has good news for us. In His great mercy, God sent His Son Jesus to earth to save sinners. Yes, Jesus, the perfect Son of God, left His home in heaven and became a man. He lived the perfect life that pleases God. (He's the only one who has ever done that!) He offered it up to God His Father as the perfect sacrifice for sins when He suffered and died on the cross. Then, on the third day, Jesus rose from the dead in victory. He had fully paid for the sins of God's people, so they wouldn't have to! Now all who turn away from their sins and trust in Jesus as their Savior will receive forgiveness of sins and eternal life with God. They will be His very own special people who will know Him and enjoy Him forever. We can be God's people, too, if we turn from our sins and trust in Jesus as our own Savior.

Song Game: Pass the Secret Sign

Materials

Sign Language signs used in song, particularly choose words with important meanings you want the children to learn, such as "grace", "redeem", etc.

Bag or bowl

Blindfold

Preparing the Game

1. Cut out signs and put in bowl.

Playing the Game

1. Practice the song and signs until the children know them well.
2. Have all the children stand in a tight circle, except one, "It" who will stand in the middle of the circle, blindfolded.
3. Have the children in the circle to put their hands behind their backs. Choose a sign from the bag and hand to a child in the circle, still keeping hands behind their backs, not looking at the sign.
4. When "It" says "Pass the Secret Sign", the children will begin to pass the sign around behind their backs.
5. When "It" says "Stop the Passing!" the child who has the sign freezes with the sign behind his back.
6. The child with the sign brings it around and looks at it. You can help the child practice the sign.
7. Then take the blindfold off of "It", watch the child with the card do the sign, then have "It" guess the name of the sign. (If desired, "It" can ask another child in the circle for help with their guess.)
8. The holder of the sign then becomes "It." Sing the song with all the signs, then repeat.

choose a FEW questions for discussion, then choose the game and/or music activity

Bible Truth 3 BIBLE VERSE**Meditation Version: Psalm 148:7-13, NIV 1984**

"Praise the LORD from the earth, you great sea creatures and all ocean depths, lightning and hail, snow and clouds, stormy winds that do his bidding, you mountains and all hills, fruit trees and all cedars, wild animals and all cattle, small creatures and flying birds, kings of the earth and all nations, you princes and all rulers on earth, young men and maidens, old men and children. Let them praise the name of the LORD, for his name alone is exalted; his splendor is above the earth and the heavens."

Shortened Memory Version: Psalm 148:7,9,10,11, NIV 1984

"Praise the LORD from the earth, you great sea creatures ...you mountains and trees, wild animals...and flying birds, kings of the earth and all nations. Let them praise the name of the LORD."

Understanding the Bible Verse

1. What is being called on to praise the LORD in this psalm? *The sea and everything in it; the weather; the trees; the land; the animals; and, all sorts of people.*
2. How can people praise the LORD differently than all the rest of God's earthly creations? *They, alone, are made in His image. They can know Him and see Him reflected in creation. They know right from wrong and can talk with Him. All the rest of God's creations can only praise Him by reflecting the way He is in the way He made them.*
3. What does it mean to praise the name of the LORD? *It doesn't mean to talk about how pretty the name sounds when you say it. In Bible times, to talk about someone's name meant to talk about what they were like. Praising the name of the LORD means to praise Him for the wonderful ways He is and the wonderful things He does.*
4. Why should all creatures praise the LORD? *His name is exalted & His splendor is above the earth and the heavens.*
5. What does 'exalted' mean? *He is greater and better than anything else.*
6. What does it mean that His splendor is above the earth and the heavens? *He is more wonderfully glorious than anything in all of heaven and earth.*

Bible Truth Connection Question

1. What does this verse have to do with the **Bible Truth: God Created All Things to Praise and Glorify Him?** *These verses are a call for all of God's creatures to praise Him as they were created to.*

Story Connection Questions

1. How do these verses relate to our story? *As Jesus came down the Mount of Olives towards Jerusalem, men, women, old and young, praised Him as the Messiah come to save them. The Pharisees were horrified. They told Him to silence them. But Jesus said, if His disciples were silenced, the very rocks would praise Him-- He was the LORD, worthy of the praise of all peoples and all creation. Jesus knew his disciples' praise that day was mixed up with wrong ideas of what He came to do, but He knew on the Great Day of Praise to come, all His people—along with all of creation-- would exalt Him as they had been created to, from before the beginning.*

Life Application Questions

1. What are things God's people can praise Him for today?
2. What is first step we must take if we want to truly praise God? *We need to turn away from our sins, confess them to God, and trust in Jesus as our own Savior.*

ACTS Questions

1. What is something we can praise God for from this Bible Verse? *Praise God for being our Creator, who created us with hearts that can know and praise Him.*
2. What is something we can confess to God from this Bible Verse? *That we are all sinners made to praise God, but we have all chosen to disobey Him and His good ways. We praise ourselves and others, instead of Him. We deserve His punishment! We need a Savior!*
3. What is something we can thank God for from this Bible Verse? *We can thank God for all the wonderful, good ways His name tell us about Him. We can thank Him that there is nothing about Him that is NOT worthy of being praised.*
4. What is something we can ask God for from this Bible Verse? *We can ask God to work in our hearts that we would want to turn away from disobeying Him and trust in this wonderful Jesus as our own Savior. That God would help us to praise Him with our whole hearts.*

The Gospel

1. What is the good news of salvation that reflects God's holiness and His merciful love?
God is the good Creator and King of the world. He made people to worship Him and live by His good laws. But we are all sinners who have rebelled against Him. We all deserve death--God's just, eternal punishment for our sins. How terrible! But God has good news for us. In His great mercy, God sent His Son Jesus to earth to save sinners. Yes, Jesus, the perfect Son of God, left His home in heaven and became a man. He lived the perfect life that pleases God. (He's the only one who has ever done that!) He offered it up to God His Father as the perfect sacrifice for sins when He suffered and died on the cross. Then, on the third day, Jesus rose from the dead in victory. He had fully paid for the sins of God's people, so they wouldn't have to! Now all who turn away from their sins and trust in Jesus as their Savior will receive forgiveness of sins and eternal life with God. They will be His very own special people who will know Him and enjoy Him forever. We can be God's people, too, if we turn from our sins and trust in Jesus as our own Savior.

Game: Horse Play Verse Tag

Materials

Bible verse written up in large print so that all can see

Preparing the Game

None.

Learning the Verse

Some or all of your children may be non- or early readers. Teach the verse in sections, having them say it after you. Repeat a few times. Add clapping or other movement as they say it.

Directions

1. If desired, lead the children in a discussion of a **FEW** of the most important questions before beginning game.
2. Explain the game to them as follows:
Have the children spread out around the playing area. Explain to the children that they will say the verse together, then the person who is "It" (start with you) will try to tag another child while walking on all fours like a horse. The tagged child and "It" say the verse together, then the tagged child becomes the new "It." Everyone says the verse together, then the new "It" tries to tag someone else. Other options: do a crab walk (hands and feet, belly-up) or slither like snakes.

Game continues until all children get to be It or as time and attention span allow.

Optional TAKING IT TO OTHERS Activity: Quiz Questions

Have the children choose a few of the questions from the game to ask the parents/other children during TAKING IT TO OTHERS time. Help pre-readers by whispering the question in their ear and letting them ask it aloud to the parents/other children. Make sure you read the Bible verse aloud before you ask your questions.

Directions:

1. Write words to song in large print before class.
2. Play the song for the children, helping them follow along on the song sheet.
3. Discuss the song, using a few questions from the discussion sheet. *Don't use them all!*
4. Introduce sign language for key words of your choice from sign language sheet for your song. Use as few or as many as you think the children can learn.
5. Sing and sign the song. Sign language as well as large format lyrics and sheet music are found in the PFI Unit Songbook or online.
6. If desired, play the Song Game.

Optional TAKING IT TO OTHERS Activity: Presenting and Singing the Song

1. Sing and sign the song, encouraging the watching children/parents to join in.
2. Ask the class some of the questions listed below. The Bible Truth Connection Question is particularly good to help them understand how the song ties in with the Bible Truth.

Praise the LORD, from the Earth

Listen to it on PFI NIV Songs 5, Track 14

Praise the Lord, from the earth,
All you creatures of the sea,
and all ocean depths,
lightning, hail, snow and clouds,
Stormy winds that do his bidding.
Praise the Lord, from the earth, Praise the Lord.
Praise the Lord, from the earth, Praise the Lord.

Praise the Lord, from the earth,
you mountains and all hills,
you fruit trees and cedars,
animals, flying birds, kings and rulers, men and maidens,
Praise the Lord, from the earth, Praise the Lord.
Praise the Lord, from the earth, Praise the Lord.

Song Game: Mimic Me!

Materials

Sign Language
Song

Preparing the Game

None.

Playing the Game

1. Practice the song and signs until the children know them well. Choose a person to be the leader and let them decide upon an action for everyone to do as they sing the song, such as jump on one foot, etc.
2. Sing the song while doing the chosen action.
3. Select another child to be the leader.
4. If desired, you can choose a different action for different important words in the song, such as jump on one foot when you sing the word "grace", but clap your hands when you sing the word "Jesus". Ask the children the meaning of each of the words before adding in their action.

Game continues as number of questions, time, and attention span allow.

STORY REVIEW

Directions: Read and discuss Bible Truth, using a FEW of the questions. Play game. Feel free to modify the game to fit your children.

General Story Questions

1. What special thing did God plan for His people to praise Him for? *For being their Savior.*
2. When did He chose His special people? *Before the creation of the world.*
3. When did He chose Jesus to be their Savior? *Before the creation of the world.*
4. How did God encourage Adam and Eve after they sinned? *He promised them that He would send a Savior to save them from their sins.*
5. What did Jesus do when He came to Earth? *He lived a perfect life. He did many amazing miracles. He preached powerfully about God. He promised eternal life to those who would turn from their sins and trust in Him.*
6. Where was Jesus riding to/from on the donkey? *He was riding on the road that led from the Mount of Olives into Jerusalem.*
7. What did the crowds of His disciples start singing? *Praises to God for the miracles Jesus had done.*
8. What special names did the crowds call Jesus? *The King who comes in the name of the LORD; the Son of David (King).*
9. What did these names mean they thought He was? *The Messiah King who God had promised would come and save His people.*
10. What did the disciples do to show that they thought Jesus was this King? *They waved palm branches in a royal salute; they lay their robes on the road for the donkey to ride over, just like they would a king.*
11. Why were the Pharisees horrified at what Jesus' disciples were doing? *They did not believe that Jesus was the Messiah. They were afraid that Jesus might actually be the Messiah and get rid of them.*
12. Why did Jesus weep as the people praised Him? *He knew these people misunderstood who He was. He knew that many of them would reject Him and they would not be saved.*
13. What did Jesus would cry out if His disciples were quieted? What did He mean? *The rocks. We don't know. As creator, Jesus really could make the rocks cry out, if He wanted. Jesus' point was that He really was the Messiah, the Son of God. All creation praised Him.*
14. How did the Pharisees think they had silenced Jesus? *By putting Him to death on the cross.*
15. How was the cross really just the beginning of praise for Jesus? *It was there that He finished His work as Savior. He took the punishment that God's people deserved for their sins, so that they could be forgiven by God.*
16. What will the Day of Praise be like? *All of God's people will join together praising God as their Savior, thousands of angels singing along with them. All of creation will praise God on that day.*

Bible Truth Connection Questions

1. What does this story have to do with our **Bible Truth: God Created the World to Praise and Glorify Him?** *From before the beginning, God chose His people to praise and glorify Him not just as their Creator, but as their Savior. He chose His Son Jesus to die on the cross for their sins. At the end of time, there will be a Great Day of Praise when all of God's people will gather together and praise Him as their beloved Savior, just as He had created them to, from before the creation of the world.*

Bible Verse Connection Question

1. What does the story have to do with our **Bible Verse: Psalm 148:7-10:** "Praise the LORD from the earth, you great sea creatures and all ocean depths, lightning and hail, snow and clouds, stormy winds that do his bidding, you mountains and all hills, fruit trees and all cedars, wild animals and all cattle, small creatures and flying birds, kings of the earth and all nations, you princes and all rulers on earth, young men and maidens, old men and children. Let them praise the name of the LORD, for his name alone is exalted; his splendor is above the earth and the heavens."?
This verse is a call for all of God's creatures to praise Him as they were created to. On the Great Day of Praise, all creation will at last cry out their praise of God as He created them to.

Life Application Questions

1. How can today we be part of the swelling praise of God, leading up to the Great Day of Praise? *We can praise God today for all the wonderful ways that He is. We can confess our sins to Him and ask Him to help us to trust in Him as our Savior.*
2. What is the first thing God wants us to do to praise Him? *He wants us to turn away from our sins, confess them to Him and trust in Jesus as our own Savior.*

ACTS Questions

1. What's something we can praise God for from this story? *Praise God as our Good Creator and King, as He created us to.*
2. What's something we can confess from this story? *Confess that many times we choose to forget God and forget to praise Him. We choose to praise other things and people, even ourselves. We deserve God's punishment. We need a Savior!*
3. What's something we can thank God for from this story? *We can thank God for one day bringing an end to all sin and sadness. For one day, bringing His people together to praise Him on the Great Day of Praise. We can thank Him for sending Jesus, so that even we might be a part of that Great Day, when we turn from our sins and trust in Jesus as our own Savior.*
4. What is something we can ask God for, from this story? *We can ask God to work in our hearts, helping us to turn away from our sins and trust Jesus as our own Savior. We can ask Him to work in our hearts and make us praisers of His name, even today!*

The Gospel

1. What is the good news of Jesus that one day all of God's People will praise God for on the Great Day of Praise? What is the gospel?
God is the good Creator and King of the world. He made people to worship Him and live by His good laws. But we are all sinners who have rebelled against Him. We all deserve death--God's just, eternal punishment for our sins. How terrible! But God has good news for us. In His great mercy, God sent His Son Jesus to earth to save sinners. Yes, Jesus, the perfect Son of God, left His home in heaven and became a man. He lived the perfect life that pleases God. (He's the only one who has ever done that!) He offered it up to God His Father as the perfect sacrifice for sins when He suffered and died on the cross. Then, on the third day, Jesus rose from the dead in victory. He had fully paid for the sins of God's people, so they wouldn't have to! Now all who turn away from their sins and trust in Jesus as their Savior will receive forgiveness of sins and eternal life with God. They will be His very own special people who will know Him and enjoy Him forever. We can be God's people, too, if we turn from our sins and trust in Jesus as our own Savior.

Game: Chair Pile-Up

Materials

A Chair for every two players

Index Cards

Paper and Marker

Tape

Story Review Questions

Optional: Game "Pennies" for easy recognition for members of each team

Preparing the Game

1. Choose 20+ questions for your game from the Story Review Discussion Questions, or make up your own.
2. Form a circle with the chairs. On the index cards, make identical two sets of numbers corresponding to the number of chairs. Use one set to tape a number onto the back of each chair.

Playing the Game

Divide the children into teams. Have all players select a seat and share it with one other person. (No special ordering of players needed.) The players from both team will move from chair to chair according to the directions you give. ("If you have shoes that have Velcro, move 1 chair to your left," "If you came to church in a mini van, move four chairs to your right," "If you have a sister, stay where you are, but everyone else move 1 chair to the left", etc.) If there are too many students to sit on one chair, have them at least put their hands on the chair. After giving several direction, choose a number from the 2nd set of index cards. All the children at that particular numbered chair will answer a Story Review question. If they answer it correctly, they earn as many point for their team as team members at that particular chair, (i.e., if 2 people from Team A and 1 people from Team B are on the same chair, then Team A gets 2 points and Team B gets 1) If they do NOT answer it correctly, then their teams are DOCKED the same number points as team members at that chair. The team with the most points at the end of play, wins.

Game continues as number of questions, time, and attention span allow.

Non-competitive Option

Don't split into teams. Simply play the game and have the children at whatever numbered chair is chosen answer the question.

Optional TAKING IT TO OTHERS Activity: Quiz Questions

Have the children choose a few of the questions from the game to ask the parents/other children during TAKING IT TO OTHERS time. Help pre-readers by whispering the question in their ear and letting them ask it aloud to the parents/other children.

CASE REPLAY ACTIVITIES

Use this guide to review the Case Story and act it out for others to enjoy!

CASE REPLAY, JR: YOUNGEST CHILDREN

Description: The children will act out the story together, everyone doing the same action/sound effect at the same time. This activity is most suitable for kindergarteners.

Materials

The Case RePlay, Jr. script for younger children

Preparation

1. Read through the script and write in the blanks along the side possible actions/sound effects the children could do to act it out.

Instructions

1. Tell the children that they will be re-enacting the story together as you tell it.
2. As you read the script, lead the children in actions/sound effects to do with you.
3. If desired, you can read the script and stop at certain sentences and ask them what a good action/sound effect would be to act out what you just read.
4. Repeat the re-enactment one or two times more.

CASE REPLAY, SR: OLDER CHILDREN

Description: The children act out the story as a three-scene play. You will narrate it using the Case RePlay, Sr. script and they will act it out (no spoken words, for the most part), with each child assuming a different character's role. This activity is most suitable for first grade and up. You will review the story, then practice it a few times before performing it for others.

Materials

The Case RePlay, Sr. script
White board or other large format paper
Costumes and props

Preparation

1. Prepare for the play by choosing costumes and props for each character in the story. Decorate the area with any scenery props.
2. Write the words "Beginning," "Middle," "End" on a large piece of paper/whiteboard with plenty of space under each heading. You will use this paper to help the children think about the story as a three-scene play, as it is presented in the script.

Instructions

1. Tell the children that they will get to act out the story as a three-scene play, with a beginning, middle and end section. Tell them that before they can act it out, they need to think it out. as you narrate it with your script.
2. Take the children's answers as they recount the story, helping them put key incidents in the right order.
3. If desired, when they have filled in their Beginning, Middle, End, read through your whole (real) script, so they hear exactly what you will have them act out.
4. Then tell the children that it's time to practice acting out the story.
5. Assign parts to each child. If you are using costumes, do NOT give them out at this point. They will be a distraction.
6. Have all the children sit on the floor or in chairs on one side of the "stage," then call the characters up in place as their part in the story comes.
7. As you read the script, guide the children in where you want them to move or do to act it out.
8. After going through the whole script once, give out any costumes and props and act out the script once or twice more.

Optional TAKING IT TO OTHERS Activity: Re-enacting the Story

Read the script as the children act out together (younger) or assuming different roles (older) as the other children or the parents watch.

CASE REPLAY, JR--YOUNGER KIDS (KINDERGARTEN) P.2

Welcome to our play! The name of our story is called: The Case of the Great Day of Praise. Our story takes place near Jerusalem, in New Testament times, while Jesus lived on earth. And now we present: "The Case of the Great Day of Praise."

Scene 1:

God created all creatures to praise and glorify Him as their Creator, by reflecting His glory, each in their own special ways. But from before the beginning, He chose His own special people, from among every people and language, to praise Him as their Savior. He chose Jesus, His Son, to be that Savior. From before the beginning, God planned a Great Day of Praise when all of His very own people would join together and praise Him as their Savior. At just the right time, God sent Jesus to earth. Jesus did many amazing miracles and preached powerfully about God. He promised eternal life to all who trusted in Him.

Actions:

Scene 2:

One day near the end of His life, Jesus mounted a donkey and rode to Jerusalem. As He came to the Mount of Olives, the beautiful city of Jerusalem came into view. As the crowd of disciples around Him saw the city and saw Him, they began to praise Him as the great Messiah King God had sent to save them. They waved palm branches in a royal salute and lay their robes on the road as they would a King. This sounded like the Great Day of Praise, but Jesus knew that it was not. He wept as He knew that most of His disciples wrongly thought that He had come to save them from the Romans, not save them from their sins. He knew they would reject Him.

Scene 3

The Pharisees in the crowd were horrified at what Jesus' disciples were doing to Jesus. They told Jesus to silence them, but Jesus told them that the stones would cry out in praise of Him even if His disciples were silenced. He really was the Messiah. The Pharisees thought they had gotten rid of Jesus and His disciples when they had Him hung on a cross a few days later. But they were wrong. It was on the cross that Jesus finished His work as Savior of His people. Jesus rose from the dead, proving to all that He truly had saved God's people. Every day, as more and more people turn from their sins and trust in Jesus as their Savior, the "song" of praises to Jesus, the Savior grows among His people. Best of all will be the Great Day of Praise that comes at the end of the world. Then all of God's people (accompanied by thousands and thousands of angels) will join together and sing one big symphony of praise to Him, their Savior. Then all the rest of creation will join them and sing to their great Creator and God.

Bible Truth Tie-In:

The Bible Truth we are learning is: **God Created the World to Praise and Glorify Him.** Everything that God created will praise Him as their Creator, but God gave the special gift to His people of being able to praise Him as their Savior.

CASE REPLAY, SR--OLDER KIDS (1ST GRADE AND UP) P.3

Welcome to our play! The name of our story is called: The Case of the Great Day of Praise.

Our story takes place near Jerusalem, in New Testament times, while Jesus lived on earth.

The characters in our story are: Jesus, his disciples, crowd of people, the Pharisees, angels, God's people.

And now we present: "The Case of the Great Day of Praise."

Scene 1: (Beginning)

God created all creatures to praise and glorify Him as their Creator, by reflecting His glory, each in their own special ways. But from before the beginning, He chose His own special people, from among every people and language, to praise Him as their Savior. He chose Jesus, His Son, to be that Savior. From before the beginning, God planned a Great Day of Praise when all of His very own people would join together and praise Him as their Savior. At just the right time, God sent Jesus to earth. Jesus did many amazing miracles and preached powerfully about God. He promised eternal life to all who trusted in Him.

Scene 2: (Middle)

One day near the end of His life, Jesus mounted a donkey and rode to Jerusalem. As He came to the Mount of Olives, the beautiful city of Jerusalem came into view. As the crowd of disciples around Him saw the city and saw Him, they began to praise Him as the great Messiah King God had sent to save them. They waved palm branches in a royal salute and lay their robes on the road as they would a King. This sounded like the Great Day of Praise, but Jesus knew that it was not. He wept as He knew that most of His disciples wrongly thought that He had come to save them from the Romans, not save them from their sins. He knew they would reject Him.

Scene 3: (End)

The Pharisees in the crowd were horrified at what Jesus' disciples were doing to Jesus. They told Jesus to silence them, but Jesus told them that the stones would cry out in praise of Him even if His disciples were silenced. He really was the Messiah. The Pharisees thought they had gotten rid of Jesus and His disciples when they had Him hung on a cross a few days later. But they were wrong. It was on the cross that Jesus finished His work as Savior of His people. Jesus rose from the dead, proving to all that He truly had saved God's people. Every day, as more and more people turn from their sins and trust in Jesus as their Savior, the "song" of praises to Jesus, the Savior grows among His people. Best of all will be the Great Day of Praise that comes at the end of the world. Then all of God's people (accompanied by thousands and thousands of angels) will join together and sing one big symphony of praise to Him, their Savior. Then all the rest of creation will join them and sing to their great Creator and God.

Bible Truth Tie-In:

The Bible Truth we are learning is: **God Created the World to Praise and Glorify Him.** Everything that God created will praise Him as their Creator, but God gave the special gift to His people of being able to praise Him as their Savior.

Palm Branches, Cloaks and Hosanna

Description

Children will make a circle of palm leaves with cloaks and the word "Hosanna" on top, on a paper plate base.

Materials

One Paper plate per child
White Paper or Cardstock
Green Construction Paper
Markers
Glitter glue, if desired
Scissors
Glue

Preparing the Craft

1. Use the palm leaf pattern to cut out leaves from the green construction paper. You will need about 10 per child
2. Make copies of Craft Pattern #2 so that one per child. Cut out.
3. Make copies of cloaks so that each child has 8 -10. Cut out. (or have children cut out.)
2. Set out supplies.

Making the Craft

1. Show the children your sample of the craft.
2. Have the children glue the green leaves down in an overlapping pattern.
3. Have children color in their cloaks and the "Hosanna" banner. Can add extra details with glitter glue, if desired.
4. Space the cloaks around the circle of palm leaves, securing in place with glue.

Making a Bible Truth Connection

Once the children have settled into their craft, use the Bible Truth- Craft Connection Sheet to lead discussion about the craft. Note that most of these questions echo the questions on the case board, providing a review of what the children learned earlier.

Optional TAKING IT TO OTHERS Activity: Craft Presentation

If you are presenting the craft to other children or parents the children can hold up their crafts (or your model craft) and read their Bible Truth Connection answers to explain the importance of the craft.

CASE CRAFT**Discussion Guide****Instructions:**

As the children are settled into making their craft, ask them these questions to help them understand the craft's significance. Use the answers provided to guide the children's answers.

Discussion Questions

1. Where was Jesus going to, as He rode down the Mt. of Olives?

He was going to Jerusalem.

2. Who lined His path to Jerusalem? What did they do? *Many Jews lined His path, waving palm branches, throwing down their cloaks for Him to ride over, and shouting, "Hosanna!"*

3. Who did the crowds think Jesus was? What did they think He had come to do? What had He really come to do?

They thought Jesus was the Messiah King the LORD had promised, come to save them from their enemies, the Romans. But really, He had come to save all of God's people from sin and death--their biggest enemies.

4. What is Bible Truth that we are learning?
God Created the World to Praise and Glorify Him.

5. What does our craft have to do with our Bible Truth: God Created the World to Praise and Glorify Him?

The day the crowds hailed Jesus as the Messiah King as He entered Jerusalem seemed like it might be the Great Day of Praise the Bible told would come; but it was not. The crowds wanted Jesus to save them from the Romans, not from their sins. The Great Day of Praise when all of creation would praise and glorify Him would not come until the end of the world.

6. What can our craft help us remember?
When we turn from our sins and trust in Jesus, our voice is added to the sound of praise of Jesus' name that already echoes around the world even now.

TAKING IT TO OTHERS**Craft Presentation****Instructions:**

Have children hold up your model craft/their crafts. Choose five children (or you say) the five sections below to explain the craft's importance.

Presentation:

1. Our craft is: Palm Branches, Cloaks and Hosanna.

2. From the Mt. of Olives to Jerusalem, great crowds of Jews honored Jesus by waving palm branches, covering His path with their cloaks and shouting "Hosanna!" because they thought Jesus was the Messiah King the LORD had promised, come to save them from their enemies, the Romans. But really, He had come to save all of God's people from sin and death--their biggest enemies.


3. Our Bible Truth is: God Created the World to Praise and Glorify Him.

4. The day the crowds hailed Jesus as the Messiah King as He entered Jerusalem seemed like it might be the Great Day of Praise the Bible told would come; but it was not. The crowds wanted Jesus to save them from the Romans, not from their sins. The Great Day of Praise when all of creation would praise and glorify Him would not come until the end of the world.

5. Our craft can help us remember that when we turn from our sins and trust in Jesus, our voice is added to the sound of praise of Jesus' name that already echoes around the world even now.

Note: Even non-readers can participate in presenting the craft, if you will whisper what they are to say in their ear and let them say it aloud for the others to hear.

Craft Pattern #1



Hosanna

Hosanna

Hosanna

Hosanna

Hosanna

Hosanna

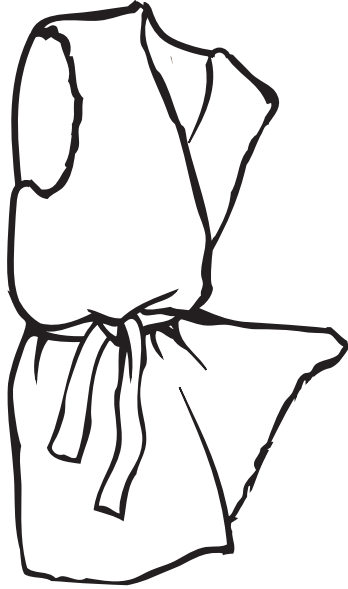
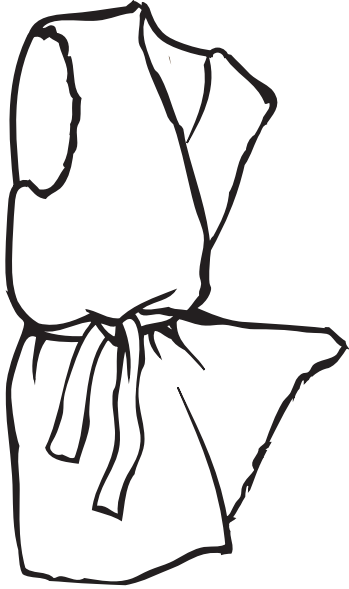
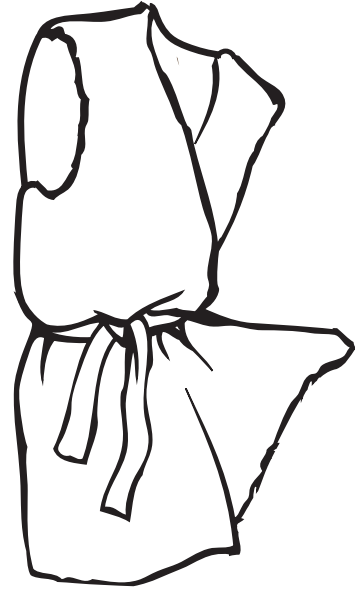
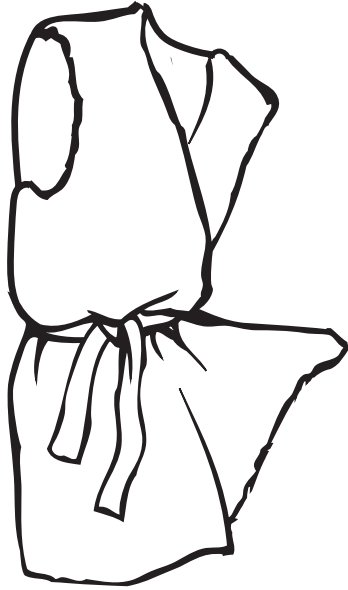
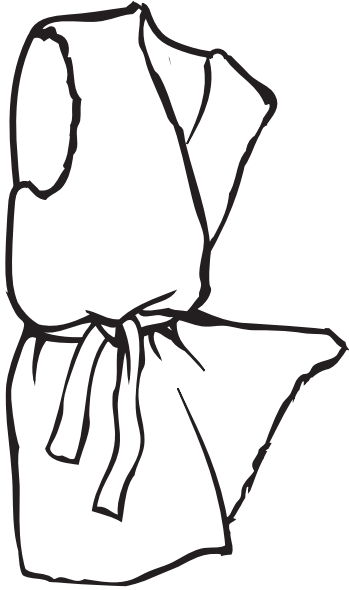
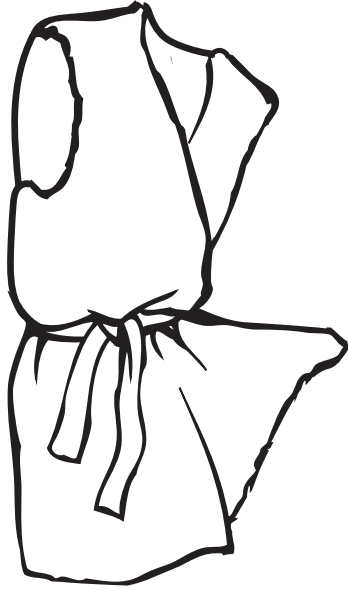
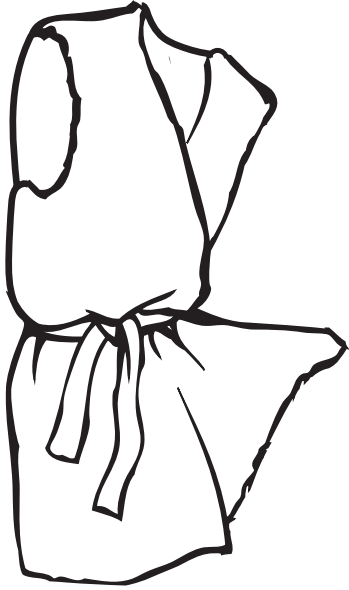
Hosanna

Hosanna

Hosanna

Hosanna

Craft Pattern #3



BEFORE CLASS:**1. PICK YOUR PERSON**

VIPPs can be anyone in your church! Typically, they fall into 6 categories: Church staff, Elders, Deacons/deaconesses, Special Volunteers (people who aren't paid, but spend a lot of time helping out in particular ways), Supported Workers (aka missionaries), and Church Members.

2. GATHER YOUR FACTS

Use the VIPP Information Sheet to write down the facts about your VIPP. The information on this worksheet is used in the VIPP activities, listed in the "Choose an Activity" section below.

DURING THE ACTIVITY:**1. INTRODUCE YOUR VIPP**

Introduce your VIPP to the children, using the VIPP Information Sheet. Fill in a set of VIPP Clue Cards with the information for your VIPP. If desired, you can even have the actual person come into class for the children to meet.

Need help describing what someone does for the church in a kid-friendly way? Check out the list of common VIPPs on the Praise Factory website in the PFI resources. There are lots of kid-friendly descriptions for common VIPP's, such as pastors, elders, deacons and a lot more.

2. PRAY!

Lead the children in praying for the VIPP. Ask the children if they would like to pray for one of the VIPPs prayer requests. Even non-readers can pray for the VIPP if you whisper the prayer request in their ear, then let them say it aloud. Never force a child to pray!

3. CHOOSE AN ACTIVITY

There are two activities you can use to help the children learn about the VIPP:

VIPP Clue Cards: These are nine coloring sheets in which children fill in the nine things they learn about the VIPP from the VIPP Information Sheet. Photocopy a set of each child. Use as few or as many of these Clue Cards as you desire.

VIPP Game: This is a game that uses a set of Clue Cards for one or two VIPPs.

Choose a VIPP and fill in his/her information on the VIPP Information Sheet. Fill in a set of VIPP Clue Cards with the information for your VIPP. Tell the children about the VIPP, having them fill in the VIPP Clue Cards with the key facts as they learn them. Write any words the children need to write on a white-board or other piece of paper so they can see how to spell them. Help younger children write these words on their clue cards. Ideas for how to tell the children about many common VIPPs are listed at praisefactory.org with the resources for this Bible Truth.

Optional TAKING IT TO OTHERS Activity: Introduce and Pray for the VIPP

If you are presenting the VIPP to other children or parents you can assign children to hold up the 10 clue cards and say what each card tells about the VIPP. (Or, you can have the children hold them up as you tell what each one means.) Then lead the children in praying for the VIPP.

Game: Crabbin' Around

Materials

Information Sheet for two VIPPs

2 Sets of Clue Cards

Tape

A Bag

Preparing the Game

1. Fill in one set of clue sheets for the VIPP you are using.
2. Put all the Clue Cards in a bag, except for the ones with the names and pictures of the VIPPs.
3. Tape the picture and name of each VIPP to the wall, about 3 feet from the ground.

Playing the Game

Reveal: Tell the children about the VIPPs, showing them your filled-in clue cards as you tell about them.

Review: Put the Clue Cards for both VIPPS put in one bag. Mix up. Have children sit down, with their legs in front of them and their hands propped behind them. Show them how to get in crab position and try moving around. (Moving on hands and feet, with front side facing up). Tell them that you will pull out a clue, tell them what it is and they are to crab-crawl their way to the picture of the person who it belongs to. Give them the answer after everyone has run to their guessed person. Continue until all clues have been used up.

VIPP INFORMATION SHEET

VIPP NAME:

WHAT VIPP LOOKS LIKE

Man or Woman? _____

Hair color? _____

Eye color? _____

FAVORITE ANIMAL

FAVORITE FOOD

FAVORITE FREE TIME ACTIVITY

WHAT VIPP DOES DURING WEEK

VIPP GROUP OF SERVICE:

Church Member

Deacon

Elder

Church Staff

Special Volunteer

Supported Worker
(Missionary)

3 WAYS VIPP SERVES CHURCH

3 WAYS TO PRAY FOR THE VIPP
