

BIBLE TRUTH 2, LESSON 2: PLANNER/OVERVIEW

GETTING STARTED: Welcome and Opening Songs (*introduce unit and get kids moving with these songs*)

Welcome to Praise Factory: PFI: Praise Factory Investigators Theme Song *PFI ESV Songs 5, Track 1*

Rules to Help Us Worship God and Love Others: WoGoLOA Classroom Rules Song *PFI ESV Songs 5, Track 2*

Big Question Under Investigation: Big Question 5 Songs *PFI ESV Songs 5, Tracks 3,4*

Extra Song: The Days of Creation PFI ESV Songs 5, Track 5

Big Question Bible Verse: Genesis 1:1,31 Song *PFI ESV Songs 5, Track 6*

Extra Song: God Saw Everything PFI ESV Songs 5, Track 7

DIGGING DEEP DOWN: Key Concept and Story (*introduce the Bible Truth and tell the related story*)

Bible Truth 2: God Created People Perfectly Good in the Beginning

Bible Truth Hymn: All People that on Earth Do Dwell, vs.1,2 *PFI ESV Songs 5, Tracks 11,12*

Bible Verse: Genesis 1:26-28

Bible Verse Song: Then God Said *PFI ESV Songs 5, Track 13*

Lesson 2 Story of the Saints Story: The Case of the Mixed Up Man

TAKING ACTION: Response Activities (*choose from among these activities*)

Snack and Discussion Planner: Nduga Sweet Potato and Chicken

ACTS Prayer: Prayer Sheet

Bible Truth Review: Discussion Questions and Game: Storks

Bible Truth Hymn: All People that on Earth Do Dwell, vs.1,2 *PFI ESV Songs 5, Tracks 11,12*

Song, Sign Language and Song Game: Word Take Away **PFI ESV Songs 5 BOOK or ONLINE**

Bible Verse Review: Genesis 1:26-28: Discussion Sheet and Game: Puzzling Wall Ball

Bible Verse Song: Then God Said *PFI ESV Songs 5, Track 13*

Song, Sign Language and Song Game: Big Voice, Little Voice **PFI ESV Songs 5 BOOK or ONLINE**

Story Review: Discussion Questions and Game: Give These to Farmer Brown

Case RePlay, Jr: Drama Activity for Youngest Children (children do same story actions together)

Case RePlay, Sr: Drama Activity for Most Children (children re-tell story with individual parts)

Craft: Aser's Hut

VIPP (Very Important Prayer Person) Prayer Time: Coloring Sheets (back of book) & Game: Over, Under & Throw

TAKING IT HOME: Take Home Sheet for Review and Family Devotions

PFI Pronto: Bible Truth 2, Lesson 2 **PFI ESV Prontos 5 BOOK or ONLINE**

The Case of the Mixed Up Man

by Connie Dever

Our story is called:**The Case of the Mixed Up Man.****As you listen to the story, see if you can figure out:**

1. Who was the Mixed Up Man? What was he mixed up about?
2. Who helped him not be mixed up anymore? What did he learn?

This story doesn't take place in Bible times. It takes place in the 1970's, starting out in the United States.

"I can't believe those Christian missionaries! Who do they think they are going all around the world changing people's beliefs! Why do they think their religion is better than everyone else's?" Sam Turner angrily thought as he walked out of his anthropology class.

In class, his teacher told about native peoples who stopped worshiping their tribe's gods and became Christians when missionaries told them about Jesus. This may sound like something good to us, but not to this teacher. He didn't believe in the Bible nor the good news of Jesus. He thought it was very bad for people to change the gods they worshiped.

"There is no one, true God who made people in His image," the teacher told Sam and the other students. People are just very smart animals who make up their own gods and their own rules about right and wrong," he said. "Christians are all wrong! They shouldn't try to change these native people's beliefs" he told the class.

He thought his teacher was right. Sam didn't believe in the Bible or Jesus either. "One day, I am going to one of those faraway places where Christians have gone to tell people about Jesus," Sam decided. "I am going to see how they have ruined people. I want everyone to see that Christianity is not true and Christians shouldn't be allowed to tell native peoples about Jesus," Sam thought.

Sam got on an airplane and flew all the way from New York in America to Irian Jaya in Indonesia. Irian Jaya is on a large island with some of the wildest land and tallest mountains in the world (over 15,000 feet high!). There are rivers full of crocodiles and even fresh-water sharks. There are spiders big enough to eat birds. And deep in jungly mountains lived hundreds of tribes of people, still living in simple grass huts, hunting with

spears and farming with stone tools. Many were fierce warriors who kept their enemies' heads as prizes. Some even ate their enemies for food! Sam knew that Christians had been coming to Irian Jaya to tell these peoples about Jesus. Many were turning away from fierce ways and trusting in Jesus as their Savior. As they did, their whole lives changed.

"This will be the perfect place to see how the missionaries are ruining people," Sam thought. "I can't wait to tell others about all the bad things the Christians are doing to these native peoples. Maybe I can help stop missionaries from ruining other tribes," he decided.

Sam's plane glided below a circle of towering, green mountain peaks and landed on the tiny airstrip at Wamena village. Sam got out of the plane and felt like he had stepped back thousands of years in time. Men and women of the Dani tribe ran out from grass huts to greet him. They were dressed in almost nothing, their faces decorated with paint markings, and they wore wearing pig bone necklaces and nose pieces. These were the kind of native people Sam longed to see! Untouched by missionaries!

But it wasn't the Dani people who Sam had come to see. He had come to find the Nduga tribe. The Ndugas were a people feared for being cruel warriors. They were known for quickly killing strangers who came into their village. Like the other peoples of Irian Jaya, the Ndugas feared evil spirits. In the last few years, missionaries had come to their village and told them about Jesus. Sam was going there to see how Christianity had ruined the Ndugas. He wanted to prove his teacher right—and the missionaries wrong!

Story-telling Tips**Ahead of time:**

1. Read the Bible verses and story. Pray!
2. Create story cue cards on index cards (or highlight text).
3. Practice telling story dramatically, timing your presentation. Shorten, if necessary to fit your allotted time.
4. Decorate area with story props that help bring your story alive.

During your presentation:

1. Maintain as much eye contact as possible as you tell the story. Point to/use props at important points in the story. Include the kids in your story with a few questions about what they think will happen or words/concepts that might be new to them.
2. Watch the kids for signs that their attention span has been reached. Shorten, if necessary.

Sam strapped on his backpack and began the long, dangerous hike over the mountains and into the heart of wild Irian Jaya. He crossed deep mountain gulches on flimsy rope bridges. He grunted his way up steep, rocky trails and swam deep rivers filled with blood-sucking leeches and crocodiles. Huge swarms of mosquitoes pestered him every step of the way, but nothing would stop Sam from getting to the Ndugas in Mbuwa Valley... or would it?

Sam got very sick with malaria. His head pounded and his body burned with fever. His muscles ached and he kept throwing up. Sam wanted to stop, but he knew he had to keep going or else he would die. He must get help!

Somehow Sam made it to the Nduga village; but as soon as he did, he passed out on the ground and would not wake up! What would the Ndugas do to this stranger? Kill him like they did other strangers?

No, they would not! The Ndugas were a changed people. The missionaries had told them the good news of Jesus and they believed! God had forgiven their sins and by His Holy Spirit, changed their hearts. No longer did they hate and kill. Now they loved God and others. They would even love this stranger.

They gathered around Sam and tried to help him.

"Whoever this man is, he is very weak and near death," they realized. "We must do something quickly if we are to save him," they said.

They went to Aser, the one man in the village they thought could save Sam and said, "Aser, the missionaries trained you in medicine. Take this man and try to keep him alive."

Aser scooped up Sam's limp body in his strong arms and carried him away to his family's hut.

Day and night Aser and his family cared for Sam, doing everything they knew to keep him alive. Finally, days later, Sam began to stir. As he opened his eyes he was confused to see the plain, wooden plank walls and grassy roof of Aser's hut. "Where am I? What happened to me?" he thought.

Then he remembered: his journey, his sickness and then collapsing with sickness at the Nduga village. "Someone must have brought me here to take care of me, but who?" wondered Sam. "It must be this man,"

Sam realized, as Aser came toward him. Aser smiled at Sam and said something to him in a strange language. "Thank you!" Sam said to Aser. Aser nodded. Even though Aser did not know English, he seemed to understand.

Sam was getting better, but he still was very, very weak. Aser knew it would take many more days of rest and good food for Sam to get well. Each day he had children bring Sam steaming hot sweet potatoes to eat. When Aser saw that sweet potatoes would not be enough nourishment for Sam to get well, he went out and killed some of his own very precious chickens and ducks to feed him.

Sam could not believe the love and kindness of Aser and the Nduga people for him. "Weren't these people supposed to be fierce warriors? Weren't they known for killing strangers?" Sam puzzled. "What would have happened to him, if the missionaries hadn't come to train Aser in medicine? What had happened to change them into the caring, generous people who sacrificed so much to nurse him back to life?" Sam wondered.

Aser and the others tried to tell him, even though they did not know much English: "It is the Creator God who changed us through Jesus. He took away our hate and sin. He made our hearts clean and changed us to what He meant us to be when He created us. We love and know Him. His love in us goes out to love you," they told Sam.

Sam could hardly believe what he saw and heard. He remembered what he had been taught in college: "There is no one true God who made people in His image. People are just really smart animals." Hadn't he come all the way to Irian Jaya to prove the missionaries wrong? But now Sam wondered if perhaps he was the one who was wrong. The Ndugas did not think the good news of Jesus had ruined them. They believed it had made them into who they had always meant to be!

Sam got well and stayed on with the Ndugas. They taught him how to farm sweet potatoes with simple, stone tools and how to make twig traps to catch wild pigs. Best of all, they taught Sam more about the God who had saved them and changed them.

The more Sam saw of the wonderful changes in the Ndugas, the more confused he was about what his

teacher had taught him. "I must leave the Ndugas and find some English-speaking missionaries who can answer my questions," Sam decided. "I have to know the truth about humans. Are they just very smart animals or are they really created in God's image as the Christians say?" Sam decided. So very reluctantly, he said goodbye to his good friends, the Ndugas, and headed back over the mountains.

After days and days of traveling, Sam finally found some English-speaking missionaries at Jayapura. Sam told them his story and asked them lots of questions about the Bible and the good news of Jesus.

"Take this Bible and these books, Sam, they will help you to understand the truth about the one true God who made us in His image to know and to love Him," the missionaries said.

Sam thanked them and boarded a ship for America. Sam had come to Irian Jaya to prove that the good news of Jesus ruined people, but he left knowing how it changed their lives for the good.... He could how it had begun to change his life, too.

Cracking the Case:

It's time to answer our Case Questions.

1. Who was the Mixed Up Man? What was he mixed up about? Sam. He was mixed up about people. He thought they were animals, no different from the other mammals.

2. Who helped him not be mixed up anymore? What did he learn? The Nduga people. When he saw the great change God's Holy Spirit did inside their hearts, God worked in his heart, too, helping him see that people are made in God's image. They are not just animals. He began to seek God, too.

Something for You and Me

Our Bible Truth is: God Created People Perfectly Good in the Beginning

Our Bible Verse is: Genesis 1:26-28

"Then God said, "Let us make man in our image, after our likeness... So God created man in his own image, in the image of God he created him; male and female he created them. And God blessed them. And God said to them, "Be fruitful and multiply and fill the earth and subdue it, and have dominion over the fish of the sea and over the birds of the heavens and over every living thing that moves on the earth."

God used the changed lives of the Ndugas to show Sam Turner the truth about God, about Jesus and about people. God promises to transform our lives, when we repent of our sins and trust in Jesus as our Savior.

And if we do, He will use our transformed lives to show the people around us the truth about Himself, too. Let's praise God our Good Creator for choosing to make us far more than just smart animals, but unique creatures made in His own image. Let's ask Him to work in our hearts and help us to turn from our sins and trust in Jesus as our Savior. Let's ask Him to use our lives to show others the wonderful changes God makes when His Spirit is at work in our heart.

Close in prayer.

Closing ACTS Prayer

A God, we praise You for being the Creator who gave us a spirit to know and love You. You made us so very different from the animals.

C God, we confess that many times we don't want to know and love You, even though You gave us a spirit so that we can. Many times we use our spirit to rebel against You and to do things our own way--even if it's wrong. We need a Savior!

T God, we thank You for giving us a spirit to know and love You. Thank You for sending Jesus, who brings us forgiveness of sins and sends the Holy Spirit to work powerful changes in our hearts. He transforms even the worst of sinners into people who love You and others.

S God, we ask that You would work in our hearts that we might turn away from our sins and trust in Jesus as our Savior. Give us a new heart, change our lives, like you did the Nduga people. Help us to love You and live for You like they did.

Special Words

Missionaries: Christians who live their homeland and go to another land to tell others the good news of Jesus.

Anthropology: The study of people and why they are the way they are.

Irian Jaya: A very large island in the Pacific Ocean.

ACTS PRAYER ACTIVITY

Use this sheet to write down your ACTS Prayer

Instructions:

Use this sheet to help the children apply the Bible Truth into a prayer. You can use the ACTS provided or even better, have the kids think of their own applications. Also have the children add their personal requests to the prayer, too. Lead the children in the prayer or let them pray sections, with your help. Never force a child to pray! Non-readers can participate by you whispering a section of the prayer into their ear and allowing them to pray it aloud for the group.

ADORATION:

God, we praise for being our good Creator.

God, we praise You for being.....

Add your own Adorations:

CONFESSION:

We confess that though we are made in Your image, with a spirit to know and love You, we often choose to not know or love You. We need a Savior!

God, we have sinned against You....

Add your own Confessions:

THANKSGIVING:

Thank You, God for making us in Your image that we can know and love You. This is a special gift that You gave to none other of the earthly creations.

God, we thank You for...

Add your own Thanksgivings:

SUPPLICATION:

God, work in our hearts that we might love, know and obey You, as You created us to, know Him and obey Him as we were created to. Work in our hearts, that we might turn away from our sins and trust in Jesus as our Savior.

God, we need Your help...

Add your own Supplication:

SNEAKY SNACK

Can you figure out how this snack relates to the story?

Snack: Nduga Sweet Potato and Chicken

Sweet potatoes (with a bit of butter and brown sugar on them) (or sweet potato fries or chips). Could also give them chicken nuggets..

This is only a suggestion. Feel free to modify. Be mindful of allergy issues among your children!

Case Tie-in: The Holy Spirit had changed the Ndugas from vicious people to those who loved the Lord and loved others. Aser showed Sam this loving-kindness by nursing him back to health, feeding him sweet potato and even some of his chickens and ducks.

SOUL FOOD

Food for thought during snack time

1. What does the snack have to do with the story?

Choose a few questions from the other activity discussion sheets to talk about during this snack time.

2.

3.

4.

5.

6.

7.

Directions: Read and discuss Bible Truth, using a FEW of the questions. Play game. Feel free to modify the game to fit your children.

God Created People Perfectly Good in the Beginning

People were God's last creation when He created the world. In some ways, God made people like the other earthly creatures. He gave them wonderful, perfect bodies. They were just right for all He wanted them to do and to be--just like He had done for the other creatures.

But in another way, God made people very different from everything else. You see, God created the other creatures after their own kind, but God chose to make people in His own image.

They were to be a one-of-a-kind reflection of who He is. So God gave to them alone a mind that could learn about the world and see how it showed what He was like--a bit like His great mind. And, He gave them alone a everlasting spirit that could know and love Him and each other--a bit like His Spirit. And because God created them good, they could know and love Him and each other without any sin or sadness. How wonderful that must have been!

God put these first people He made--Adam and Eve-- in charge of the earth. They and their children were to enjoy it, care for the creatures in it, explore it and fill it with people until they made all of it their home.

Understanding the Bible Truth

1. Who did God create last? *People.*
2. How did God make people like the other earthly creatures? *He gave them wonderful, perfect bodies, just right for all He wanted them to do and to be.*
3. Who did God create the other creatures after? *Their own kind.*
4. In whose image did God make people? *In God's image. A one-of-a-kind reflection of who He is.*
5. What does it mean that they were made in God's image? *God gave to people alone a mind that could learn about the world and see how it showed what He was like--a bit like His great mind. And, He gave them alone a everlasting spirit that could know and love Him and each other--a bit like His Spirit.*
6. What was different about how Adam and Eve could know and love each other and God from the way we can today? *They could know and love God and each without any sin or sadness because they had not disobeyed God (yet).*
7. What did He tell humans to do? *God put people in charge of the earth. They were to enjoy it, care for the creatures in it, explore it and fill it with people until they made all of it their home.*

Bible Truth Story Connection Questions

1. What does our story have to do with our Bible Truth? *Sam had been taught that humans weren't made in God's image, but were just really clever animals. But when he went to Irian Jaya and saw how the good news of Jesus was not ruining simple tribes of people like the Nduga, but transforming them, he began to think otherwise. He began to wonder if maybe people really weren't just animals, but were really special creatures made in God's image, with minds and hearts made to know and love Him.*

Bible Verse Connection Question

1. What does our Bible Truth have to do with our **Bible Verse: Genesis 1:26-28**: "Then God said, "Let us make man in our image, after our likeness... So God created man in his own image, in the image of God he created him; male and female he created them. And God blessed them. And God said to them, "Be fruitful and multiply and fill the earth and subdue it, and have dominion over the fish of the sea and over the birds of the heavens and over every living thing that moves on the earth."?

They tell us that God made people special by making them, alone, in His own image.

Life Application Questions

1. What did God create you to do and to be? *To know and love Him; to enjoy seeing Him reflected in His creation; to rule over/take care of whatever earthly creatures He puts in your care.*
2. What is the first step in loving and knowing God for each of us? *To turn from our sins, confess them to God, and trust in Jesus as our own Savior.*

ACTS Questions

1. What is something we can praise God for from this Bible Truth? *For being our Creator.*
2. What is something we can confess to God from this Bible Truth? *Confess that though made in the image of God so that we can have the delight of knowing and loving God, we many times we choose to not know or love Him. We deserve His punishment. We need a Savior!*
3. What is something we can thank God for from this Bible Truth? *Thank God for making us in His image so that we can know and love Him, unlike any of His other earthly creations.*
4. What is something we can ask God for from this Bible Truth? *Ask God to work in our rebellious hearts that we might love Him, know Him and obey Him as we were created to. Ask Him to help us to turn away from our sins and trust in Jesus as our Savior.*

The Gospel

1. God created people good in the beginning, but we have all sinned against God. We deserve His eternal punishment, now instead of wonderful fellowship with Him. Is there any hope for us? What is the gospel? *God is the good Creator and King of the world. He made people to worship Him and live by His good laws. But we are all sinners who've rebelled against Him. We all deserve death--God's just, eternal punishment for our sins. How terrible! But God has good news for us. In His great mercy, God sent His Son, Jesus to earth as a man to save sinners. He lived the perfect life that pleases God. (He's the only one who's ever done that!) He offered it up to God His Father as the perfect sacrifice for sins when He suffered and died on the cross. Then, on the third day, Jesus rose from the dead in victory. He had fully paid for the sins of God's people, so they wouldn't have to! Now all who turn away from their sins and trust in Jesus as their Savior will receive forgiveness of sins and eternal life with God. They will be His very own special people who will know Him and enjoy Him forever. We can be God's people, too, if we turn from our sins and trust in Jesus as our own Savior.*

Game: Storks

Materials

Three large, but soft balls
Tape
Bible Truth Questions

Preparing the Game

1. Choose 20+ questions for your game from the Bible Truth Discussion Questions, or make up your own.
2. Write the Bible Truth questions on small thin strips of paper (or make a photocopy of the Bible Truth Discussion Questions and simply cut them into strips) and put them in the bag/bowl.

Playing the Game

Divide the children into two teams, each on opposite sides of the room, facing each other. One team is “The Hunters”. The other team is “The Storks.” The hunters have three balls and they are to stand about twenty feet away from the storks, who are lined up, similarly to ten bowling pins. Storks are to balance on one leg without leaning on anything. They can switch from leg to leg, but must not stand on both at the same time. Read a question to the hunters. If they get it right, then one of the hunters gets three chances (3 balls) to roll the ball at the storks FAIRLY GENTLY and try to get them to put their other foot down. The Hunters score as many points as storks who lost their balance and put their foot down. Sides get switched when all the Hunters have had a turn: or, when they have been stumped by a question.

Game continues as number of questions, time, and attention span allow.

Non-competitive Option

Set a target number of points for the whole group. Challenge the children to see how many turns it takes score the target number of points. Once the target has been reached, start the game over and see how many turns it takes to reach the target the second time.

Optional TAKING IT TO OTHERS Activity: Quiz Questions

Have the children choose a few of the questions from the game to ask the parents/other children during TAKING IT TO OTHERS time. Help pre-readers by whispering the question in their ear and letting them ask it aloud to the parents/other children. Make sure you read the Bible verse aloud before you ask your questions.

Directions:

1. Write words to song in large print before class.
2. Play the song for the children, helping them follow along on the song sheet.
3. Discuss the song, using a few questions from the discussion sheet. *Don't use them all!*
4. Introduce sign language for key words of your choice from sign language sheet for your song. Use as few or as many as you think the children can learn.
5. Sing and sign the song. Sign language as well as large format lyrics and sheet music are found in the PFI Unit Songbook or online.
6. If desired, play the Song Game.

Optional TAKING IT TO OTHERS Activity: Presenting and Singing the Song

1. Sing and sign the song, encouraging the watching children/parents to join in.
2. Ask the class some of the questions listed below. The Bible Truth Connection Question is particularly good to help them understand how the song ties in with the Bible Truth.

All People that on Earth Do Dwell

Verse 1

All people that on earth do dwell,
Sing to the Lord with cheerful voice;
Him serve with fear, His praise forthtell;
Come ye before Him and rejoice.

Verse 2

The Lord, ye know, is God indeed,
Without our aid He did us make;
We are His folk, He doth us feed,
And for His sheep He doth us take.

Listen to it on PFI ESV Songs 5, Tracks 10,11

Understanding the Song

1. Who is this song addressed to? *All people living on the earth.*
2. What are 4 things we are urged to do? *Sing to the Lord with cheerful voice; serve Him with fear; forthtell His praise; come before Him and rejoice.*
3. Why should we sing with cheerful voice and come before Him and rejoice? *Because He is our Creator & we all owe Him our life. We should be thankful He created us so well; and thankful that after we rebelled against Him, He chose to send Jesus to save us from our sins.*
4. What does it mean to serve God with fear? Why should we? *To show proper respect for Him as our great Creator. We should fear Him because we owe everything to Him. We wouldn't exist without Him.*
5. What does it mean to "forthtell" praise"? *To praise God's name to others, that they might know how great He is, too.*
6. How did the Lord make us? *By His own will and power. Without our help.*
7. How are humans "His folk"? *We are all His creations.*
8. How are God's people His folk in a different way from other humans? *God's own people are all those who turn from their sins and trust in Jesus as their Savior. To these, He makes special promises of protection and care in this life and of eternal life with Him in heaven after they die.*
9. What does it mean that He takes us for His sheep? *Sheep is a nickname God uses for His very own people. Sheep need a shepherd to protect them from danger, lead them to good food and shelter. Shepherds love their sheep and are even willing to give up their own life to protect them. God is like the shepherd for His own people. He is called the "Good Shepherd" because He was willing to give up His own life for His people.*

Bible Truth Connection Question

1. How does this song relate to our **Bible Truth: God Created People Perfectly Good in the Beginning**? *All peoples of the earth should serve and praise the Lord because He is their Creator.*

Story Connection

1. How does this song relate to our story? *Sam did not believe that all peoples of the earth should praise the Lord. He thought they should each worship their own gods. He did not believe the Lord created people. But when he saw how the good news of Jesus transformed the Ndugas, instead of ruing them, he began to change his mind and seek to know more about the Lord. He wanted to find out if indeed the Lord was the Creator of all peoples and he (Sam) was created to praise and fear Him.*

Bible Verse Connection Question

1. What does this hymn have to do with our Bible Verse: **Genesis 1:26-27**: "Then God said, "Let us make man in our image, after our likeness... So God created man in his own image, in the image of God he created him; male and female he created them. And God blessed them. And God said to them, "Be fruitful and multiply and fill the earth and subdue it, and have dominion over the fish of the sea and over the birds of the heavens and over every living thing that moves on the earth."?

This song encourages all people to sing to the Lord because He is their Creator. He made all people in His own image to praise Him and know Him in a special way. He is completely worthy of all their praise. He made them without their aid and continues to care for their needs with His good gifts. He calls all people to be His people—those who have turned from their sins and trusted in Jesus as their own Savior.

Life Application Questions

1. How can God's people be affected by the message of this song? *They can praise God for not just creating them, but providing for their every need, every day, so that they stay alive. They can ask God to help them to know and love Him more as they look at His creations. They can ask Him to make them more grateful for all He is and gives them each day.*
2. How can we become God's "folk", His people? *By turning away from our sins and trusting in Jesus as our Savior.*

ACTS Questions

1. What is something we can praise God for from this hymn? *For being the God who made us.*
2. What are sins we can confess to God from this hymn? *That many times we do not want to be the sheep of His pasture who He cares for. Many times we want to do things our own way, instead of having to obey Him. We all deserve His eternal punishment. We need a Savior!*
3. What is something we can thank God for from this hymn?
We can thank Him that though we deserve to never be His people because of our sins against Him, that He sent Jesus to save all who turn from their sins and trust in Him as their Savior.
4. What is something we can ask God for from this hymn? *To take care of us like the sheep of His pasture. To make us His own, dear people. To work in our hearts that we might want to turn to Him and trust in Jesus; that we might want to know, love and obey Him.*

Life Application Questions

1. How can God's people be affected by the message of this song? *They can praise God for creating them in His image with a spirit that will never die, with minds and hearts to know and love Him. They can ask Him to help them fear Him in everything they do, think and say. They can thank Him for making them His special sheep, His folk, He takes special care of.*
2. How can we become God's people? *By turning away from our sins and trusting in Jesus as our Savior.*

Gospel Question

1. God is the creator of everything. He created us to worship Him and thank Him for His care, but we have all chosen to turn away from Him and disobey Him and His good ways. Is there any hope for us? What is the gospel?

God is the good Creator and King of the world. He made people to worship Him and live by His good laws. But we are all sinners who have rebelled against Him. We all deserve death--God's just, eternal punishment for our sins. How terrible! But God has good news for us. In His great mercy, God sent His Son Jesus to earth to save sinners. Yes, Jesus, the perfect Son of God, left His home in heaven and became a man. He lived the perfect life that pleases God. (He's the only one who has ever done that!) He offered it up to God His Father as the perfect sacrifice for sins when He suffered and died on the cross. Then, on the third day, Jesus rose from the dead in victory. He had fully paid for the sins of God's people, so they wouldn't have to! Now all who turn away from their sins and trust in Jesus as their Savior will receive forgiveness of sins and eternal life with God. They will be His very own special people who will know Him and enjoy Him forever. We can be God's people, too, if we turn from our sins and trust in Jesus as our own Savior.

Song Game: Pass the Secret Sign

Materials

Sign Language signs used in song, particularly choose words with important meanings you want the children to learn, such as “grace”, “redeem”, etc.

Bag or bowl

Blindfold

Preparing the Game

1. Cut out signs and put in bowl.

Playing the Game

1. Practice the song and signs until the children know them well.
2. Have all the children stand in a tight circle, except one, “It.” who will stand in the middle of the circle, blindfolded.
3. Have the children in the circle to put their hands behind their backs. Choose a sign from the bag and hand to a child in the circle, still keeping hands behind their backs, not looking at the sign.
4. When “It” says “Pass the Secret Sign”, the children will begin to pass the sign around behind their backs.
5. When “It” says “Stop the Passing!” the child who has the sign freezes with the sign behind his back.
6. The child with the sign brings it around and looks at it. You can help the child practice the sign.
7. Then take the blindfold off of “It”, watch the child with the card do the sign, then have “It” guess the name of the sign. (If desired, “It” can ask another child in the circle for help with their guess.)
8. The holder of the sign then becomes “It.” Sing the song with all the signs, then repeat.

choose a FEW questions for discussion, then choose the game and/or music activity

Bible Truth 2 BIBLE VERSE**Meditation Version: Genesis 1:26-28**

"Then God said, "Let us make man in our image, after our likeness... So God created man in his own image, in the image of God he created him; male and female he created them. And God blessed them. And God said to them, "Be fruitful and multiply and fill the earth and subdue it, and have dominion over the fish of the sea and over the birds of the heavens and over every living thing that moves on the earth."

Alternate Memory Version: Genesis 1:26-27

"Then God said, "Let us make man in our image, after our likeness..." So God created man in his own image, in the image of God he created him; male and female he created them."

Understanding the Bible Verse

1. Why did God say let US make man in OUR own image? *God the Father was speaking to God the Son and the Holy Spirit.*
2. In whose image did God make humans? *In His own image.*
3. What does man mean: just men or men and women? *Men and women.*
4. What does it mean that God make humans in His own image, His own likeness? *It does not mean that humans look just like God or have powers just like God. It means that God gave humans some characteristics that are a special reflection of Him, unlike any of the other earthly creatures he made. He also gave people minds and hearts that could know and love Him and others. He gave them a spirit that does not die. They can know right from wrong.*
5. Who did God give humans to rule over? *The earth and all the earthly creatures.*
6. What did God tell humans to do? *Have lots of children and fill the earth. Care for it and its creatures. Enjoy, explore and conquer the whole earth, making it all their home.*

Bible Truth Connection Question

1. What does this verse have to do with the **Bible Truth: God Created People Perfectly Good in the Beginning?** *These verses tell us how God created people good in the beginning and the job He gave them to do.*

Story Connection Questions

1. How does these verses relate to our story? *Sam Turner didn't believe that God created humans in His own image. He thought they were just very clever animals that somehow came to life on earth. But when Sam saw how the Ndugas were transformed by the good news of Jesus & the Holy Spirit's work in their hearts, he began to wonder if humans really had been created in God's image, made to know & love God. He wanted to read the Bible to find out more.*

Life Application Questions

1. How has God called you even today to rule over and subdue part of His creation? *Various answers: Work hard in school to learn about the world. Take care of nature, work a garden, take care of pets, etc. Enjoy the world and explore it, looking for how it reflects the wonderful God who made it all.*
2. What is something God wants you to do because you are made in His image? *Know and love Him. Look for His glory in creation and praise Him for what you see.*
3. How can we know and love God? *We must turn away from our sins, confess them to God, and trust in Jesus as our own Savior. If we do, He will forgive our sins and make us His dearly loved people. He will fill us with His Holy Spirit who works in our hearts, helping us to know and love God.*

ACTS Questions

1. What is something we can praise God for from this Bible verse? *The LORD is our Good Creator.*
2. What is something we can confess to God from this Bible verse? *That many times we act like He is not our Creator. We want to do things our own ways instead of obeying Him and His good ways. We deserve His eternal punishment! We need a Savior!*
3. What is something we can thank God for from this Bible verse? *We can thank God for making us in His image so that we can know Him and we can see what He is like in the world around us. We can thank Him for things we learn and enjoy in the world, as we explore it.*
4. What is something we can ask God for from this Bible verse? *To do a good job of caring of ruling over this world He's given to us. To help us see Him in all the wonderful things He's made. And, to work in our hearts that we would turn away from our sins and trust Jesus as our Savior. That we might have His Holy Spirit create a new heart in us so that we can know special closeness with Him, the way He created us to have.*

The Gospel

1. God is our Creator, but we have all chosen to turn away from Him and disobey Him and His good ways. Is there any hope for us? What is the gospel?
God is the good Creator and King of the world. He made people to worship Him and live by His good laws. But we are all sinners who have rebelled against Him. We all deserve death--God's just, eternal punishment for our sins. How terrible! But God has good news for us. In His great mercy, God sent His Son Jesus to earth to save sinners. Yes, Jesus, the perfect Son of God, left His home in heaven and became a man. He lived the perfect life that pleases God. (He's the only one who has ever done that!) He offered it up to God His Father as the perfect sacrifice for sins when He suffered and died on the cross. Then, on the third day, Jesus rose from the dead in victory. He had fully paid for the sins of God's people, so they wouldn't have to! Now all who turn away from their sins and trust in Jesus as their Savior will receive forgiveness of sins and eternal life with God. They will be His very own special people who will know Him and enjoy Him forever. We can be God's people, too, if we turn from our sins and trust in Jesus as our own Savior.

Game: Puzzling Wall Ball

Materials

Bible verse written up in large print so that all can see

Three 11.5" x 17" pieces of construction paper, two pieces of one color for each team

Masking Tape

Small Nerf Ball or other soft ball

Marker

Use masking tape to lightly tape the pieces to a wall, mixing up colors

Preparing the Game

None.

Learning the Verse

Some or all of your children may be non- or early readers. Teach the verse in sections, having them say it after you. Repeat a few times. Add clapping or other movement as they say it.

Directions

1. If desired, lead the children in a discussion of a **FEW** of the most important questions before beginning game.
2. Explain the game to them as follows:

Divide the children into teams. Explain to them that they are going to take turns trying to hit pieces of their team's colored puzzle pieces with the ball. Each time they hit one of their team's pieces, that piece is removed from the wall and fit into their puzzle. Have the entire group say the verse before each child takes a turn.

Game continues until one team has completed their puzzle, or as time and attention span allow.

Non-competitive Option

Don't split into teams. Use only one copy of the verse and one puzzle to make. Have everyone work together on the puzzle until completed.

Optional TAKING IT TO OTHERS Activity: Quiz Questions

Have the children choose a few of the questions from the game to ask the parents/other children during TAKING IT TO OTHERS time. Help pre-readers by whispering the question in their ear and letting them ask it aloud to the parents/other children. Make sure you read the Bible verse aloud before you ask your questions.

Directions:

1. Write words to song in large print before class.
2. Play the song for the children, helping them follow along on the song sheet.
3. Discuss the song, using a few questions from the discussion sheet. *Don't use them all!*
4. Introduce sign language for key words of your choice from sign language sheet for your song. Use as few or as many as you think the children can learn.
5. Sing and sign the song. Sign language as well as large format lyrics and sheet music are found in the PFI Unit Songbook or online.
6. If desired, play the Song Game.

Optional TAKING IT TO OTHERS Activity: Presenting and Singing the Song

1. Sing and sign the song, encouraging the watching children/parents to join in.
2. Ask the class some of the questions listed below. The Bible Truth Connection Question is particularly good to help them understand how the verse ties in with the Bible Truth.

Then God Said

Then God said, "Let us make man,
Let us make man in our own image."
Then God said, "Let us make man,
Let us make man in our own image."
Male and female, He created them,
Male and female, He created them.

Then God said, "Let us make man,
Let us make man in our own image."
Then God said, "Let us make man,
Let us make man in our own image."
Genesis One, twenty-six and seven.

Listen to it on PFI ESV Songs 5, Track 13

Song Game: Big Voice, Little Voice

Materials

Song
Sign language signs used in the song printed out onto little cards
Blindfold

Preparing the Game

None.

Playing the Game

1. Practice the song and signs until the children know them well. Then tell them: "Children, we are going to hide a sign language sign and see if one of you can find it... with a little help from the rest of us!"
2. Choose someone to be "It" and blindfold them. Choose another child to hide one of the sign language cards. When it's hidden, "It" can remove the blindfold and begin to look.
3. The rest of the children will sing the song in a louder voice when "It" gets closer to the hidden sign and quieter when "It" gets further from the sign.
4. When "It" finds the hidden clue, another "It" is chosen and play begins again.

Game continues as number of questions, time, and attention span allow.

STORY REVIEW

Directions: Read and discuss Bible Truth, using a FEW of the questions. Play game. Feel free to modify the game to fit your children.

General Story Questions

1. Why was Sam angry as he came out of his anthropology class? *His teacher told the class missionaries were ruining the religion/customs of other peoples by telling them about Jesus.*
2. What did Sam and his teacher believe humans were? *Very smart animals.*
3. How is what the Bible tells us about humans different from what Sam and many anthropologists believed? *God made humans. He made them different from animals. They were made in God's image w/ a special mind and heart that could know and love God and others, know right from wrong, see God's glory reflected in His creation, with a spirit that does not die.*
4. What is anthropology the study of? *Humans and their cultures and customs.*
5. What did Sam decide to do to prove the missionaries were wrong to tell other peoples about Jesus? *Go to a faraway place where missionaries were telling people for the first time and write down ways he was them ruining the peoples and their customs.*
6. What did Sam think of the Danis? *They still kept to simple ways of dress and living.*
7. What was difficult about Sam's journey to Mbuwa Valley? *Rivers with leeches, crocodiles, sharks; steep mountain trails, rope bridges over chasms, mosquitoes.*
8. What happened to Sam that almost killed him? *Got malaria and was very, very sick.*
9. What were the Ndugas known for being like? *Suspicious, fierce warriors, quick to kill enemies and strangers.*
10. What was surprising about what the Ndugas did for Sam when he collapsed at their village? *Helped him to get well, instead of killing him, as they were known to do.*
11. What did Aser and his family do for Sam that showed him how the good news of Jesus had transformed their lives? *Nursed him day & night, gave him sweet potatoes, chickens and ducks to eat.*
12. What did the Ndugas do with Sam after he got well? *They treated him like one of the tribe. They taught him how to farm with stone tools, use twig traps, and showed him more how Jesus had transformed their lives in how they worshiped God and loved each other.*
13. What did Sam leave the Ndugas to do? *Find English-speaking missionaries to tell him more about the Creator God and His Son Jesus.*
14. What did the missionaries do to Sam to help answer his questions? *They answered his questions. They gave him a Bible and some books.*

Bible Truth Connection Questions

1. What does this story have to do with our **Bible Truth: God Created People Perfectly Good in the Beginning?** *Sam had been taught that humans weren't made in God's image, but were just really clever animals. But when he went to Irian Jaya and saw how the good news of Jesus was not ruining simple tribes of people like the Nduga, but transforming them, he began to think otherwise. He began to wonder if maybe people really weren't just animals, but were really special creatures made in God's image, with minds and hearts made to know and love Him.*

Bible Verse Connection Question

1. What does the story have to do with our **Bible Verse: Genesis 1:26-28:** "Then God said, "Let us make man in our image, after our likeness... So God created man in his own image, in the image of God he created him; male and female he created them. And God blessed them. And God said to them, "Be fruitful and multiply and fill the earth and subdue it, and have dominion over the fish of the sea and over the birds of the heavens and over every living thing that moves on the earth."?

Sam Turner didn't believe that God created humans in His own image. He thought they were just very clever animals that somehow came to life on earth. But when Sam saw how the Ndugas were transformed by the good news of Jesus & the Holy Spirit's work in their hearts, he began to wonder if humans really had been created in God's image, made to know & love God. He wanted to read the Bible to find out more.

Life Application Questions

1. Why do you think many people think people are just very smart animals? *They don't want to believe in the Creator God who they must obey. They want to live life their own way.*
2. What is something we can do to help show others that humans are created by God in His own image, rather than just very smart animals? *Praise God and share w/ others His transforming work in our lives. Ask God to work more and more changes in our hearts that reflect His love and greatness.*
3. How can I become one of God's people? *By turning from my sins and trusting in Jesus as my own Savior.*
4. What did God create in each of us to know Him and love Him? *A spirit.*
5. How can we know God as He wants us to know Him? *By turning from our sins and trusting in Jesus as our own Savior.*

ACTS Questions

1. What's something we can praise God for from this story? *For being our Creator who gave us a spirit to know and love Him—different from animals.*
2. What's something we can confess from this story? *That many times we don't want to know and love God. Many times we want to do what we want to do—even if it is wrong. We need a Savior!*
3. What's something we can thank God for from this story? *For the spirit He gave each of us to know and love Him. Thank Him for transforming people from hateful, people who kill strangers to those who would love and help them... and want them to know about Jesus.*
4. What is something we can ask God for, from this story? *That God would work in our hearts, that we might say sorry for our sins and trust Him as our Savior. That He would create in us new hearts so that we can know Him and love Him, as He created us to, and just like He did in the Ndugas.*

The Gospel

1. What was the gospel that changed the Ndugas and Sam so much that he knew that humans were not just really smart animals?

God is the good Creator and King of the world. He made people to worship Him and live by His good laws. But we are all sinners who have rebelled against Him. We all deserve death--God's just, eternal punishment for our sins. How terrible! But God has good news for us. In His great mercy, God sent His Son Jesus to earth to save sinners. Yes, Jesus, the perfect Son of God, left His home in heaven and became a man. He lived the perfect life that pleases God. (He's the only one who has ever done that!) He offered it up to God His Father as the perfect sacrifice for sins when He suffered and died on the cross. Then, on the third day, Jesus rose from the dead in victory. He had fully paid for the sins of God's people, so they wouldn't have to! Now all who turn away from their sins and trust in Jesus as their Savior will receive forgiveness of sins and eternal life with God. They will be His very own special people who will know Him and enjoy Him forever. We can be God's people, too, if we turn from our sins and trust in Jesus as our own Savior.

Game: Give These to Farmer Brown

Materials

Straw hat
 Small Plastic Shovel, gardening glove or other farming implement,
 Shoe box or equivalent...or play clay
 20 Drinking straws
 20 Scraps of Construction paper
 Tape
 Paper and Marker
 Story Review Questions

Preparing the Game

1. Choose 20+ questions for your game from the Story Review Discussion Questions, or make up your own.
2. Make 20 flowers, using construction paper to make blossoms and taping them to drinking straw stems. Write a number on each flower that will correspond to each Story Review Question. Cut small slits in the top of the shoe box and stick each flower stem into one (or, take small lumps of clay and stick on bottom of stems for free-standing flowers.) Place the flowers in what will be the center of your circle.
3. Number the Story Review questions from 1-20.

Playing the Game

Have the children sit in a circle. Put the straw hat on your head and turn to the child on your right in the circle and say, "Give this to Farmer Brown!" Take the hat off and place it on the child's head. Tell him to pass it on, repeating the same phrase and taking off the hat and placing it on the next child's head. Then, put the glove/hold the shovel and turn to the child to your LEFT as say, "Give this to Farmer Brown". Take off the glove(shovel) and pass it over to the child and tell them to pass it on. That child continues to pass the glove/shovel to the left. At some point, the hat going to the right and the glove/shovel going to the right will meet at the same child. That child is " leader reads the question with the same number for the child to answer. Allow children to choose someone to help them with the answer if they are having difficulty.

Game continues until all children get to pick a flower; or as number of questions, time, and attention span allow.

Optional TAKING IT TO OTHERS Activity: Quiz Questions

Have the children choose a few of the questions from the game to ask the parents/other children during TAKING IT TO OTHERS time. Help pre-readers by whispering the question in their ear and letting them ask it aloud to the parents/other children.

CASE REPLAY ACTIVITIES

Use this guide to review the Case Story and act it out for others to enjoy!

CASE REPLAY, JR: YOUNGEST CHILDREN

Description: The children will act out the story together, everyone doing the same action/sound effect at the same time. This activity is most suitable for kindergarteners.

Materials

The Case RePlay, Jr. script for younger children

Preparation

1. Read through the script and write in the blanks along the side possible actions/sound effects the children could do to act it out.

Instructions

1. Tell the children that they will be re-enacting the story together as you tell it.
2. As you read the script, lead the children in actions/sound effects to do with you.
3. If desired, you can read the script and stop at certain sentences and ask them what a good action/sound effect would be to act out what you just read.
4. Repeat the re-enactment one or two times more.

CASE REPLAY, SR: OLDER CHILDREN

Description: The children act out the story as a three-scene play. You will narrate it using the Case RePlay, Sr. script and they will act it out (no spoken words, for the most part), with each child assuming a different character's role. This activity is most suitable for first grade and up. You will review the story, then practice it a few times before performing it for others.

Materials

The Case RePlay, Sr. script
White board or other large format paper
Costumes and props

Preparation

1. Prepare for the play by choosing costumes and props for each character in the story. Decorate the area with any scenery props.
2. Write the words "Beginning," "Middle," "End" on a large piece of paper/whiteboard with plenty of space under each heading. You will use this paper to help the children think about the story as a three-scene play, as it is presented in the script.

Instructions

1. Tell the children that they will get to act out the story as a three-scene play, with a beginning, middle and end section. Tell them that before they can act it out, they need to think it out. as you narrate it with your script.
2. Take the children's answers as they recount the story, helping them put key incidents in the right order.
3. If desired, when they have filled in their Beginning, Middle, End, read through your whole (real) script, so they hear exactly what you will have them act out.
4. Then tell the children that it's time to practice acting out the story.
5. Assign parts to each child. If you are using costumes, do NOT give them out at this point. They will be a distraction.
6. Have all the children sit on the floor or in chairs on one side of the "stage," then call the characters up in place as their part in the story comes.
7. As you read the script, guide the children in where you want them to move or do to act it out.
8. After going through the whole script once, give out any costumes and props and act out the script once or twice more.

Optional TAKING IT TO OTHERS Activity: Re-enacting the Story

Read the script as the children act out together (younger) or assuming different roles (older) as the other children or the parents watch.

CASE REPLAY, JR--YOUNGER KIDS (KINDERGARTEN) P.2

Welcome to our play! The name of our story is called: The Case of the Mixed Up Man.

Our story takes place in the late 1970's in the United States and Irian Jaya.

And now we present: "The Case of the Mixed Up Man."

Scene 1:

Sam Turner left anthropology class angry when his teacher told them how Christian missionaries went to faraway tribes of people to urge them to turn away from the gods they worshiped and believe in Jesus instead. Sam and his teacher thought people were just very smart animals. They did not believe that people were created by God in His image. They thought all gods and rules about right and wrong were just made up by people. The missionaries were ruining the special ways of other peoples when they became Christians. Sam decided to visit one of the faraway places that missionaries went to and would see for himself how they were ruining the tribes of people. He planned to write down what he saw and tell everyone else. Maybe this would help stop the Christians. When Sam finished school, he took a plane to Irian Jaya. When he landed at Wamena village, he was pleased to be greeted by some Dani men and women, who still lived simple lives in grass huts and farming with stone tools.

Actions:

Scene 2:

Sam headed into the mountains of Irian Jaya to find the Ndugas. Sam knew that missionaries had recently been sharing about Jesus with this tribe of suspicious and vicious warriors. He would see how the missionaries had ruined them by their message. The trek to Mbuwa Valley where the Ndugas lived was very difficult. Sam had to cross crocodile, leech and shark-infested rivers, climb steep trails and walk across rope bridges. Sam got malaria from mosquitoes and become very sick. Sam just barely made it to the Ndugas village when he passed out. This tribe was known for being quick to kill their enemies and strangers. Sam did not know what would happen to him. But the Ndugas did not kill Sam as they would have in the past. They had become Christians and their hearts had been transformed from hate and suspicion to love. They gave Sam to Aser, a Nduga the missionaries had taught to be a medic to try to nurse back to life. Aser and his family took care of Sam day and night. At last, Sam began to get better. Sam watched in amazed at the love Aser and his family showed him. They brought him hot sweet potatoes and even killed their very own chickens and ducks to give him the food he needed.

Scene 3

Sam tried to find out what brought these changes to the Ndugas. In their poor English, they told Sam that it was because they had come to believe in the Creator God and His Son Jesus. He had forgiven their sins and filled their spirits with love for God and for others. Even when Sam got better, he stayed on with the Ndugas, learning how to farm with simple stone tools, hunt with twig cages, and watching how they loved God and loved each other. Sam began to think he and his teacher were wrong about humans just being very smart animals. He wanted to know about the Creator God of the Bible who made humans in His image. He said goodbye to the Ndugas and went over the mountains and to the coast to find English-speaking missionaries who could tell him more. They answered his questions and gave him a Bible and other books to read. Sam set sail for America and read his books, seeking the truth about the Creator God.

Bible Truth Tie-In:

The Bible Truth we are learning is: **God Created People Perfectly Good in the Beginning.** The Ndugas' changed lives showed Sam that people were not just very smart animals, but actually created by God, in His image.

CASE REPLAY, SR--OLDER KIDS (1ST GRADE AND UP) P.3

Welcome to our play! The name of our story is called: The Case of the Mixed Up Man.

Our story takes place in the late 1970's in the United States and Irian Jaya.

The characters in our story are: Neesima Shimeta, the Samurai master, other Samurai students, Captain and sailors of the The Berlin, Captain Taylor and the sailors of the Wild Rose, Mr. Hardy and other American Christians, and Samurai young men.

And now we present: "The Case of the Mixed Up Man."

Scene 1: (Beginning)

Sam Turner left anthropology class angry when his teacher told them how Christian missionaries went to faraway tribes of people to urge them to turn away from the gods they worshiped and believe in Jesus instead. Sam and his teacher thought people were just very smart animals. They did not believe that people were created by God in His image. They thought all gods and rules about right and wrong were just made up by people. The missionaries were ruining the special ways of other peoples when they became Christians. Sam decided to visit one of the faraway places that missionaries went to and would see for himself how they were ruining the tribes of people. He planned to write down what he saw and tell everyone else. Maybe this would help stop the Christians. When Sam finished school, he took a plane to Irian Jaya. When he landed at Wamena village, he was pleased to be greeted by some Dani men and women, who still lived simple lives in grass huts and farming with stone tools.

Scene 2: (Middle)

Sam headed into the mountains of Irian Jaya to find the Ndugas. Sam knew that missionaries had recently been sharing about Jesus with this tribe of suspicious and vicious warriors. He would see how the missionaries had ruined them by their message. The trek to Mbuwa Valley where the Ndugas lived was very difficult. Sam had to cross crocodile, leech and shark-infested rivers, climb steep trails and walk across rope bridges. Sam got malaria from mosquitoes and became very sick. Sam just barely made it to the Ndugas village when he passed out. This tribe was known for being quick to kill their enemies and strangers. Sam did not know what would happen to him. But the Ndugas did not kill Sam as they would have in the past. They had become Christians and their hearts had been transformed from hate and suspicion to love. They gave Sam to Aser, a Nduga the missionaries had taught to be a medic to try to nurse Sam back to life. Aser and his family took care of Sam day and night. At last, Sam began to get better. Sam watched in amazement at the love Aser and his family showed him. They brought him hot sweet potatoes and even killed their very own chickens and ducks to give him the food he needed.

Scene 3: (End)

Sam tried to find out what brought these changes to the Ndugas. In their poor English, they told Sam that it was because they had come to believe in the Creator God and His Son Jesus. He had forgiven their sins and filled their spirits with love for God and for others. Even when Sam got better, he stayed on with the Ndugas, learning how to farm with simple stone tools, hunt with twig cages, and watching how they loved God and loved each other. Sam began to think he and his teacher were wrong about humans just being very smart animals. He wanted to know about the Creator God of the Bible who made humans in His image. He said goodbye to the Ndugas and went over the mountains and to the coast to find English-speaking missionaries who could tell him more. They answered his questions and gave him a Bible and other books to read. Sam set sail for America and read his books, seeking the truth about the Creator God.

Bible Truth Tie-In:

The Bible Truth we are learning is: **God Created People Perfectly Good in the Beginning.** The Ndugas' changed lives showed Sam that people were not just very smart animals, but actually created by God, in His image.

Aser's Hut

Description

Children will make a hut with woven sides to put sick Sam in.

Materials

Poster Board, Cardboard or Cardstock
 Brown Modeling Clay or Salt dough for the hut base (need about 2 ¼" x 1" piece);
 Modeling clay/salt dough or Cardstock for Sam
 6" skewers, about 10 per child
 Basket style coffee filter, one per child
 Brown or tan construction paper OR burlap OR raffia
 Scissors

Preparing the Craft

1. Cut out 1 per child of Template #1 from poster board, cardboard, cardstock
2. Cut ¾" by 12-14" strips of construction paper or burlap, about 10 strips per child OR set out raffia.
3. Cut a 3"x2" piece of construction paper or burlap, one per child.
4. Separate modeling clay/salt dough for hut into about 2 ¼" x 1" pieces.

Making the Craft

1. Show the sample of the craft you have made.
2. Have the children roll their clay for the hut base into a log about 12-13" long and about ¾" high. Lay the log around the edge of Template #1 and press down firmly.
3. Have them stick their skewers, point side down into the clay spread evenly around the circle of clay. Press the clay securely around the skewers.
4. Have the children weave the strips of paper, burlap, or raffia in and out through the skewers.
5. Make a clay Sam or color in Template #2. Lay him on the 3"x2" piece of construction paper/burlap in the middle of the hut.
6. Top the hut with an upside coffee filter.

Making a Bible Truth Connection

Once the children have settled into their craft, use the Bible Truth- Craft Connection Sheet to lead discussion about the craft. Note that most of these questions echo the questions on the case board, providing a review of what the children learned earlier.

Optional TAKING IT TO OTHERS Activity: Craft Presentation

If you are presenting the craft to other children or parents the children can hold up their crafts (or your model craft) and read their Bible Truth Connection answers to explain the importance of the craft.

CASE CRAFT**Discussion Guide****Instructions:**

As the children are settled into making their craft, ask them these questions to help them understand the craft's significance. Use the answers provided to guide the children's answers.

Discussion Questions

1. Where did Sam go to find out for himself what damage the missionaries were doing to the tribes who heard the gospel? *Irian Jaya.*

2. What tribe did he go visit? What did he expect to find? *The Ndugas. He expected them to be vicious.*

3. How was he treated when he arrived at the village sick? What did he think about this? *He was treated with kindness, nursed back to health by Aser in his tent. He was surprised to be treated so kindly.*

4. What is Bible Truth that we are learning? *God Created People Perfectly Good in the Beginning.*

5. What does our craft have to do with our Bible Truth: God Created People Perfectly Good in the Beginning?
Sam believed that people were just really smart animals, not created by God until he saw how the good news of Jesus had changed the Ndugas into loving people.

6. What can our craft help us remember?
We are not just smart animals. God made in His image. He made us with a spirit to know and love Him and each other.

TAKING IT TO OTHERS**Craft Presentation****Instructions:**

Have children hold up your model craft/their crafts. Choose five children (or you say) the five sections below to explain the craft's importance.

Presentation:

1. Our craft is: Aser's Hut.

2. In Irian Jaya, Sam was surprised to be being taken care of in Aser's hut because he had heard that the Ndugas killed unannounced strangers like him, not treat them with kindness.

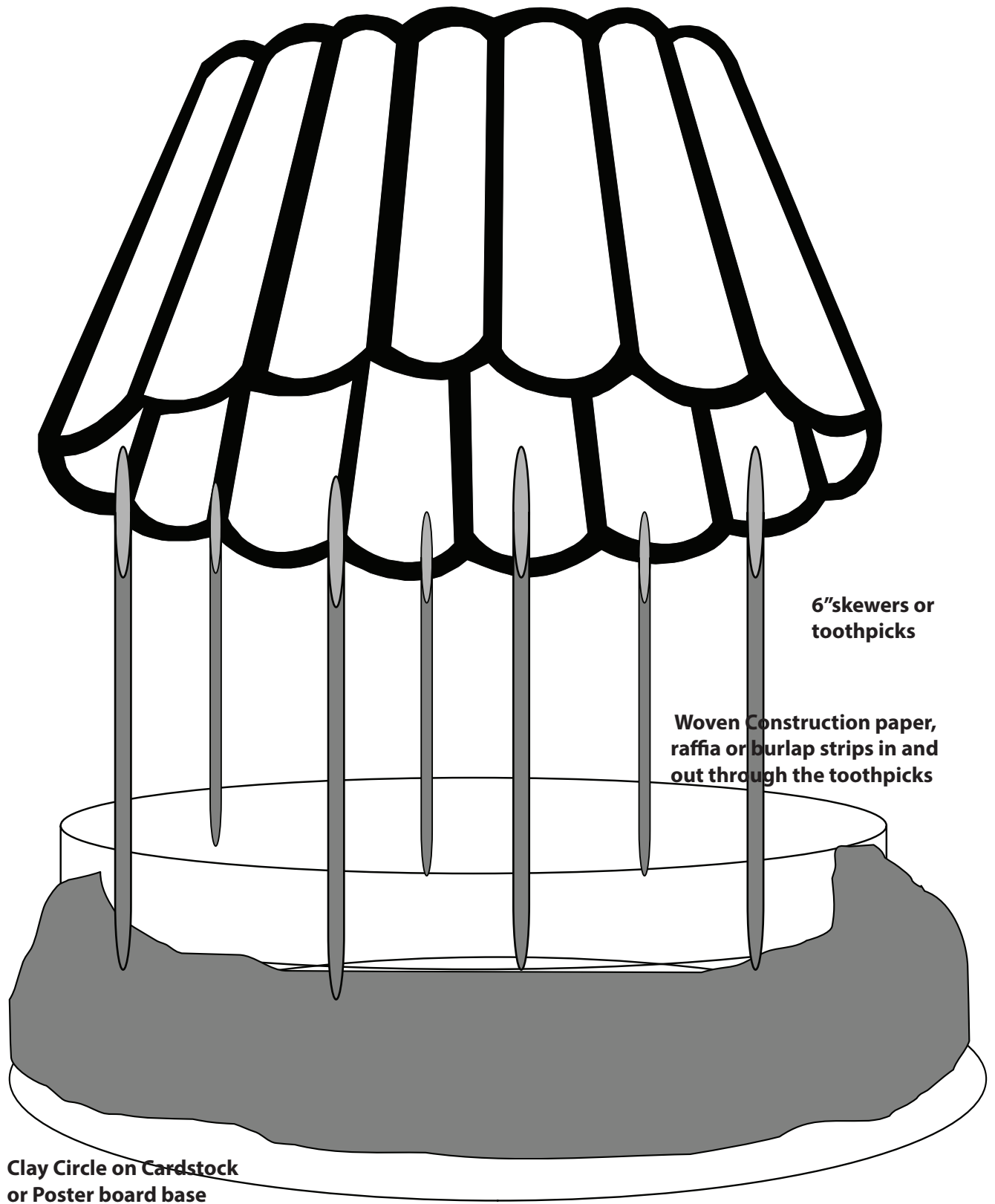
3. Our Bible Truth is: God Created People Perfectly Good in the Beginning.

4. Sam believed that people were just really smart animals, not created by God until he saw how the good news of Jesus had changed the Ndugas into loving people.


5. Our craft can help us remember that knowing God is worth leaving everything behind.

Note: Even non-readers can participate in presenting the craft, if you will whisper what they are to say in their ear and let them say it aloud for the others to hear.


Coffee Filter



Pattern 1
Cardboard base for Hut



Pattern 2
Sick Sam



BEFORE CLASS:**1. PICK YOUR PERSON**

VIPPs can be anyone in your church! Typically, they fall into 6 categories: Church staff, Elders, Deacons/deaconesses, Special Volunteers (people who aren't paid, but spend a lot of time helping out in particular ways), Supported Workers (aka missionaries), and Church Members.

2. GATHER YOUR FACTS

Use the VIPP Information Sheet to write down the facts about your VIPP. The information on this worksheet is used in the VIPP activities, listed in the "Choose an Activity" section below.

DURING THE ACTIVITY:**1. INTRODUCE YOUR VIPP**

Introduce your VIPP to the children, using the VIPP Information Sheet. Fill in a set of VIPP Clue Cards with the information for your VIPP. If desired, you can even have the actual person come into class for the children to meet.

Need help describing what someone does for the church in a kid-friendly way? Check out the list of common VIPPs on the Praise Factory website in the PFI resources. There are lots of kid-friendly descriptions for common VIPP's, such as pastors, elders, deacons and a lot more.

2. PRAY!

Lead the children in praying for the VIPP. Ask the children if they would like to pray for one of the VIPPs prayer requests. Even non-readers can pray for the VIPP if you whisper the prayer request in the their ear, then let them say it aloud. Never force a child to pray!

3. CHOOSE AN ACTIVITY

There are two activities you can use to help the children learn about the VIPP:

VIPP Clue Cards: These are nine coloring sheets in which children fill in the nine things they learn about the VIPP from the VIPP Information Sheet. Photocopy a set of each child. Use as few or as many of these Clue Cards as you desire.

VIPP Game: This is a game that uses a set of Clue Cards for one or two VIPPs.

Choose a VIPP and fill in his/her information on the VIPP Information Sheet. Fill in a set of VIPP Clue Cards with the information for your VIPP. Tell the children about the VIPP, having them fill in the VIPP Clue Cards with the key facts as they learn them. Write any words the children need to write on a white-board or other piece of paper so they can see how to spell them. Help younger children write these words on their clue cards. Ideas for how to tell the children about many common VIPPs are listed at praisefactory.org with the resources for this Bible Truth.

Optional TAKING IT TO OTHERS Activity: Introduce and Pray for the VIPP

If you are presenting the VIPP to other children or parents you can assign children to hold up the 10 clue cards and say what each card tells about the VIPP. (Or, you can have the children hold them up as you tell what each one means.) Then lead the children in praying for the VIPP.

Game: Over, Under and Throw

Materials

Information Sheet for one VIPP

2 Set of Clue Cards

8 8.5" x 11" Manilla Envelopes

Nerf Ball or other soft ball for indoor use

Box or basket big enough for the envelopes to fit in and the ball to land in.

Preparing the Game

1. Fill in one set of clue sheets for the VIPP you are using.
2. Tape the other (blank) set of Clue Cards to the outside of the manilla envelopes.
3. Put the filled-in clue cards in the corresponding envelope.
4. Put all the Clue Cards envelopes in a bag, except for the ones with the names and pictures of the VIPPs.
5. Place the envelopes in the basket, a good shooting distance from where the child at the head of the line will stand.

Playing the Game

Reveal: Tell the children about the VIPP, showing them your filled-in clue cards as you tell about them.

Review: Have the children line up, all facing forward. Give the ball to the last child in line. At your signal, have them pass the ball to the next child with an overhead pass; then that child passes the ball through the legs of the next child, etc. until the ball reaches the first child. The first child in line then tries to make a basket. If he succeeds, he gets to go up and pick out an envelope to open. the teacher (or the child) tells the Clue Card category. The other children try to remember what the VIPP's answer was. Open it up and see if they got it right. If they did, the Clue Card is retired. If not, it can be added back with the Clue Cards in the basket. Game continues until all the envelopes have been retired or as time or attention span allows.

VIPP INFORMATION SHEET

VIPP NAME:

WHAT VIPP LOOKS LIKE

Man or Woman? _____

Hair color? _____

Eye color? _____

FAVORITE ANIMAL

FAVORITE FOOD

FAVORITE FREE TIME ACTIVITY

WHAT VIPP DOES DURING WEEK

VIPP GROUP OF SERVICE:

Church Member

Deacon

Elder

Church Staff

Special Volunteer

Supported Worker
(Missionary)

3 WAYS VIPP SERVES CHURCH

**3 WAYS TO PRAY FOR
THE VIPP**
