

BIBLE TRUTH 1, LESSON 3: PLANNER/OVERVIEW

GETTING STARTED: Welcome and Opening Songs (*introduce unit and get kids moving with these songs*)

Welcome to Praise Factory: PFI: Praise Factory Investigators Theme Song *PFI NIV Songs 5, Track 1*

Rules to Help Us Worship God and Love Others: WoGoLOA Classroom Rules Song *PFI NIV Songs 5, Track 2*

Big Question Under Investigation: Big Question 5 Songs *PFI NIV Songs 5, Tracks 3,4*

Extra Song: The Days of Creation PFI NIV Songs 5, Track 5

Big Question Bible Verse: Genesis 1:31 Song *PFI NIV Songs 5, Track 6*

DIGGING DEEP DOWN: Key Concept and Story (*introduce the Bible Truth and tell the related story*)

Bible Truth 1: God Created All Things Good in the Beginning

Bible Truth Hymn: O Worship the King, v.3 *PFI NIV Songs 5, Track 7*

Bible Verse: Nehemiah 9:6

Bible Verse Song: You Alone Are the LORD *PFI NIV Songs 5, Track 8*

Extra Song: I Am the LORD (Isaiah 44:24) PFI NIV Songs 5, Track 9

Lesson 3 New Testament Story: The Case of the Second New

Matthew 24; Luke 21:25-33; Mark 13:24-28; 2 Peter 3; Revelation 20-22

TAKING ACTION: Response Activities (*choose from among these activities*)

Snack and Discussion Planner: A Picture from the New Heaven and Earth

ACTS Prayer: Prayer Sheet

Bible Truth Review: Discussion Questions and Game: Beanbag Grand March

Bible Truth Hymn: O Worship the King, v.3 *PFI NIV Songs 5, Track 7*

Song, Sign Language and Song Game: Big Voice, Little Voice **PFI NIV Songs 5 BOOK or ONLINE**

Bible Verse Review: Nehemiah 9:6: Discussion Sheet and Game: Balloon Find

Bible Verse Song: You Alone Are the LORD *PFI NIV Songs 5, Track 8*

Song, Sign Language and Song Game: Sign It, Say It, What Does It Mean? **PFI NIV Songs 5 BOOK or ONLINE**

Story Review: Discussion Questions and Game: The Answer's in the Tent

Case RePlay, Jr: Drama Activity for Youngest Children (children do same story actions together)

Case RePlay, Sr: Drama Activity for Most Children (children re-tell story with individual parts)

Craft: The New Earth

VIPP (Very Important Prayer Person) Prayer Time: Coloring Sheets (Back of Book) & Game: Hot and Cold Hide

TAKING IT HOME: Take Home Sheet for Review and Family Devotions

PFI Pronto: Bible Truth 1, Lesson 3 **PFI NIV Prontos 5 BOOK or ONLINE**

The Case of the Second New Matthew 24; Luke 21:25-33; Mark 13:24-28; 2 Peter 3; Revelation 20-22

by Connie Dever

Our story is:

The Case of the Second New.

As you listen to the story, see if you can figure out:

1. What was new? Who was making it new? When?
2. What was different about the second New from the first New?

Our story takes place in New Testament times, just after Jesus died on the cross and rose from the dead. It starts out the Mount of Olives, just outside of Jerusalem.

What a wonderful forty days it had been for Peter, John and the other disciples! Jesus had risen from the dead and had appeared to them again and again. He comforted them, taught them, and answered their many questions. Now they understood so much more of God's plan of salvation for the world, but oh, there was still so much more they wanted to know! And on this particular day, as they walked with Jesus up the tree-covered Mount of Olives, the future was on their minds.

Before His death, Jesus had told them what it would be like before He would come back and bring the kingdom of God. "There will dark days of war, hunger and earthquakes. God's people will suffer and die at the hands of their enemies. The good news of salvation will be preached to every people in the world, and then the end will come," Jesus said.

"At that time, I will come on the clouds of the sky, with power and great glory. All will see Me. I will send My angels to gather up all My people to be with Me. The heaven and earth God created long ago will be no more, but My words will last forever," Jesus promised.

Now that Jesus had saved God's people and risen from the dead, the disciples wondered if it was time for those days to come.

They decided to ask Jesus: "Lord, are You going to restore the kingdom to Israel now? Now will You start ruling here as king?"

Jesus answered them—but not at all the way they expected: "It is not for you to know the times or dates that God the Father has planned," He told them. "What you need to know is this: God is going to send the Holy Spirit to you. He will give you power to be My witnesses here in Jerusalem, and all the way to the ends of the earth.

Tell the whole world the good news of salvation!"

If Jesus' words had not been what they expected, what Jesus did next was even more of a surprise. For right then, right before their eyes, Jesus was taken into heaven, and a cloud hid him from their sight.

Peter, John and the others just stood there looking up into the heaven. They could hardly believe it! Jesus was gone!

"Suddenly two men dressed in white stood beside them [--they were angels!] "Men of Galilee," they said, "why do you stand here looking into the sky? This same Jesus, who has been taken from you into heaven, will come back in the same way you have seen him go into heaven." (Acts 1:10-11, NIV 1984)

Peter, John and the others left the Mount of Olives and headed back to Jerusalem with minds full of what they had seen and heard. "When would they see Jesus again? When would He bring His kingdom? When would the old be gone and the new come?" they must have wondered. Oh, how they longed for that day! But until it did come, they knew what they were to do: tell all people, everywhere, the good news of salvation through Jesus. And so after receiving the Holy Spirit, that's just what the disciples did. Starting in Jerusalem, then traveling further and further away.

There was much to rejoice about in those days. Many people listened to the disciples' good news of salvation and believed. Many little churches of believers sprouted up, not just in Jerusalem and Israel, but in other countries, too, as the disciples and others took the good news of Jesus far and wide. How happy they were to see so many saved!

But I'm sad to say, life wasn't just rejoicing for those

Story-telling Tips

Ahead of time:

1. Read the Bible verses and story. Pray!
2. Create story cue cards on index cards (or highlight text).
3. Practice telling story dramatically, timing your presentation. Shorten, if necessary to fit your allotted time.
4. Decorate area with story props that help bring your story alive.

During your presentation:

1. Maintain as much eye contact as possible as you tell the story. Point to/use props at important points in the story. Include the kids in your story with a few questions about what they think will happen or words/concepts that might be new to them.
2. Watch the kids for signs that their attention span has been reached. Shorten, if necessary.

believers. It was hard, too. Jesus had warned them that they would suffer at the hands of their enemies, and they did! People began to make fun of them for believing in Jesus and for saying He was coming back. Sometimes they were not allowed to work or even to buy food because they were Christians. Some were beaten. Others were killed. It was easy to be discouraged as all these terrible things happened.

God used Peter to comfort them. "Don't be discouraged! Remember what God told us through his prophets! He told us enemies would make fun of us, saying, 'Where is this 'coming' Jesus promised? Everything is going on the same as it has since the beginning of the world!' But there is something those people are forgetting. Back in the beginning God created the heavens and the earth by His word. By that same word, God has promised to bring an end to this world and to those who keep on rebelling against Him," Peter reminded the believers.

"I know it seems like God is being slow in sending Jesus back to set up God's kingdom, but He's not. He's just being patient and merciful, that many more people might turn away from rebelling against Him and be saved," Peter explained.

"Don't worry, the day is coming! Jesus will come back and bring God's kingdom. The heavens and earth God created long ago will be destroyed, but He will create a new heaven and earth. It will be the wonderful place where we live with God forever. So don't give up!" Peter urged them. "Keep telling others about Jesus! Keep looking for His return!"

Peter's words were comforting, but John's were even more comforting! For one Sunday, God gave John a most amazing vision to encourage God's people with. It was a picture of the wonderful life God's people would have with God in His kingdom in the new heavens and earth. John wrote it all down for the suffering believers to read over and over: "...I saw God seated on a great white throne," John wrote. "Earth and sky went away. Then I saw a new heaven and a new earth God created.

"I saw the Holy City, the new Jerusalem, coming down out of heaven from God. It was as beautiful as a bride on her wedding day. It shone with the glory of God, like a shiny beautiful jewel, like jasper, clear as crystal. The

city was laid out like a square, as long as it was wide. An angel measured the city with the stick. It was huge, perfect square: 1400 miles as wide and high and long! Its walls were tall and 200' thick. They were made from others jewels of many colors. Its gates were each made from a giant pearl and its main street was made of pure gold.

God's very throne will be in the city, and His people will serve and worship Him, face to face. There will be no more sun or moon or night. No one will need the light of a lamp or the light of the sun, for the glory of the Lord God will be their light.

And coming out from the throne of God and running right down the city's main street, stands the river of life, crystal clear and pure. On both sides of the river, stands the tree of life, bursting with the fruit of eternal life.

This is where God's people will live with God forever," John told wrote. "They will be his people, and God Himself will be with them and be their God. He will wipe every tear from their eyes. There will be no more death or mourning or crying or pain, for the old way of things has passed away."

Then from the throne, King Jesus made this promise to God's hurting people on earth: "I am making everything new! He who [keeps on obeying Me to the end will receive] all of this. I will be his God and he will be My dearly, adopted child. Tell all these things to God's people, John," Jesus said. Remind them that the best is yet to come! Urge them to keep enduring and keep being patient. Behold, I am coming soon!"

These were but pictures of what life in the new heaven and earth of God's Kingdom will be like, For no eye has seen, no mind has conceived of all that God has prepared for His people when they come to live in the new heavens and earth with Him forever. How wonderful that will be! Come, Lord Jesus, come!

Cracking the Case:

It's time to answer our Case Questions.

1. What was new? Who was making it new? When? Heavens and earth were being made new. God was making it new at the end of time, when God's plans for this world are completed.

2. What was different about the second New from the first New? When God creates the heavens and earth the second time, it will be perfect and stay that way. It will be the home of God and His people forever. It will be filled with God's glory and presence in a greater way than in this world.

Something For You and Me

Our Bible Truth is:

God Created All Things Good in the Beginning

Our Bible Verse is: Nehemiah 9:6

"You alone are the LORD. You made the heavens, even the highest heavens, and all their starry host, the earth and all that is on it, the seas and all that is in them. You give life to everything, and the multitudes of heaven worship you."

Two thousand years have passed since the days of Paul, John, and those other first believers in Jesus, and still we are waiting for Jesus to return and the new heaven and earth to be created. God's plan to save people has included many, many more millions of people throughout all these thousands of years than Peter, John, or those other first believers would have ever imagined. God is so good and merciful!

There are people who make fun of Christians today, just like there were back then. People who do not believe that Jesus will ever come back. But, God's people know that He will return, on just the right day, at just the right time, when God's plans are complete. Then, the earth and heaven, created so long ago by God, will pass away. It will be time for God to create a new heaven and new earth, and for the glorious, never-ending happiness of King Jesus with God's people to begin.

There are people who make fun of Christians today, just like there were back then. People who do not believe that Jesus will ever come back. But, God's people know that He will return, on just the right day, at just

the right time, when God's plans are complete. Then, the earth and heaven, created so long ago by God, will pass away. It will be time for God to create a new heaven and new earth, and for the glorious, never-ending happiness of King Jesus with God's people to begin.

Could today be the day? Will today be the last day for the heavens and earth God created long ago? Will today be the day when He creates the new heaven and earth? Will today be the day when Jesus comes down from heaven just as Peter, John and the others saw Him go up that day on the Mount of Olives? Maybe! We need to be ready in case it is!

How can we be ready? By saying sorry to God for our sins, turning away from disobeying God and trusting in Jesus as our Savior. God promises to forgive those that do and to bring them to live with Him in the wonderful, beautiful New Jerusalem with Him forever and forever.

Let's praise God for being not just the amazing Creator of the good heavens and earth we live in now.

Close in prayer.

Closing ACTS Prayer

A God, we praise You for being the God who has perfect timing and complete control over everything. He will come back and create the new heavens and earth at just the right time.

C God, we confess that many times we do not think about being ready for Jesus to come back. We act like we don't care. Many times we don't tell others about Jesus so they can be ready for His coming.

T God, we thank You that Jesus will come back and make a new heavens and earth for His people to live in with Him forever. There will be no sin or death in it; and, He will live with them forever. How wonderful that will be

S God, work in our hearts! Help us to turn away from our sins and trust in Jesus as our Savior. Help us to be ready for His return.

Special Words

Jerusalem: The most important city in Israel. Where the Temple of the LORD's presence used to be. The New Jerusalem is the name of the special city where God's people live together with God forever.

Mt. of Olives: A hill with olive trees on it, outside of Jerusalem.

ACTS PRAYER ACTIVITY

Use this sheet to write down your ACTS Prayer

Instructions:

Use this sheet to help the children apply the Bible Truth into a prayer. You can use the ACTS provided or even better, have the kids think of their own applications. Also have the children add their personal requests to the prayer, too. Lead the children in the prayer or let them pray sections, with your help. Never force a child to pray! Non-readers can participate by you whispering a section of the prayer into their ear and allowing them to pray it aloud for the group.

ADORATION:

God, we praise You for being the good Creator of all things.

God, we praise You for being.....

Add your own Adorations:

CONFESSION:

We confess that we disobey You in our hearts, in our words, in our thoughts, in the things we do. We do not live the perfect way You created as to live. We need a Savior!

God, we have sinned against You....

Add your own Confessions:

THANKSGIVING:

Thank You, God for making so many good things for us to enjoy and see what You is like. Thank You for making us.

God, we thank You for...

Add your own Thanksgivings:

SUPPLICATION:

God, help us see what You are like as we enjoy the wonderful things You created. Help us to be more thankful for Your good creations. Help us to joyfully obey You as our Creator. Work in our hearts, that we might turn away from our sins and trust in Jesus as our Savior.

God, we need Your help...

Add your own Supplication:

SNEAKY SNACK

Can you figure out how this snack ties in with our case?

Snack: A Picture from the New Heaven and Earth

Blue fruit roll up river with broccoli "Tree of Life" on each side, flowing from the "throne". (Can put Teddy Graham "Jesus" on throne if desired.) If desired, you can add other Teddy Graham "God's people. (Time-intensive, but cool addition: Jello jiggler cubes of different colors to represent some of the colors of the jewels in the walls of the New Jerusalem (consider using sugar-free Jello.)

This is only a suggestion. Feel free to modify. Be mindful of allergy issues among your children!

Case Tie-in: God gave John a wonderful picture of God's people enjoying eternal life in God's presence. King Jesus will reign forever and never will there be any sin, death or sorrow again.

SOUL FOOD

Food for thought during snack time

1. What does the snack have to do with the story?

Choose a few questions from the other activity discussion sheets to talk about during this snack time.

2.

3.

4.

5.

6.

7.

Directions: Read and discuss Bible Truth, using a FEW of the questions. Play game. Feel free to modify the game to fit your children.

God Created All Things Good in the Beginning

God created everything in the beginning. There was nothing but Him, Father, Son and Holy Spirit. Then He spoke, and it all came to be. He created everything in the world around us and everything in the great universe of stars and planets we see in the sky. He created all the creatures of heaven, too. He created it all through Jesus and for Jesus.

When God made everything, He called it very good. It was delightful to Him. It was pure and perfect. It was all exactly made according to His perfectly wise plan. There was nothing wrong or bad in God's creations when He created them. Nothing got sick or died. Nothing disobeyed Him. Everything did what He created them to do, and they did it joyfully. They did everything without wearing out or even making mistakes.

Everything God created points back to Him, their Creator. They are little pictures of something about Him. Look around you. What do God's creations tell you about Him?

Understanding the Bible Truth

1. Who created everything? *God did.*
2. When did God create everything? *In the very beginning.*
3. What was there before God created the world? *Nothing but Him: Father, Son and Holy Spirit.*
4. What things God create? *Everything in the world around us; everything in the universe; all the creatures of heaven.*
5. Who was everything created through? *Jesus.*
6. Who was everything created for? *Jesus.*
7. What did God call everything when He finished creating it? *Very good.*
8. Why was all His creation very good? *Because it was delightful to Him. It was pure and perfect. It was exactly as He planned it to be. Nothing was wrong or bad. Nothing got sick or died. Nothing disobeyed Him.*
9. By what did God create everything? *His perfectly wise plan. by His word.*
10. What were God's creations like when He created them. *They were pure and perfect. There was nothing bad or wrong in them. They did not get sick or die. They did not disobey God. They joyfully obeyed God and served Him without wearing out or even making mistakes.*
11. What are all of God's creation little pictures of? *Something about God. They all displayed something about God in the way they looked and/or by did what God created each to do.*

Bible Truth Story Connection Questions

1. What is the wise plan for which God created the heavens and the earth? *To show what a great and wonderful God He is (bring glory to His name) by creating a display of who He is in creation; and, to share the wonders of knowing Him and the depths of His love with sinful people like us, through His Son, Jesus.*

Bible Verse Connection Question

1. What does our Bible Truth have to do with our **Bible Verse: Nehemiah 9:6**: "You alone are the LORD. You made the heavens, even the highest heavens, and all their starry host, the earth and all that is on it, the seas and all that is in them. You give life to everything, and the multitudes of heaven worship you."?
There is nothing that God did not make in the heavens or the earth in the beginning. He made all things and He gave life to it all. He did it only with His mighty word.

Life Application Questions

1. How can we use God's creation to worship God? *We can look around at all God has created and look for how every part of it has its own special way of reflecting who He is. We can then praise Him for all the wonderful ways we see that He is from His creation.*
2. How can we worship God in a different way from all the rest of His earthly creations? *We have a spirit to worship God, know Him and love Him.*
3. What do we each need to do if we are to worship God? *We each need to turn from our sins and trust in Jesus as our own Savior.*

ACTS Questions

1. What is something we can praise God for from this Bible Truth? *For God's perfect wisdom and power shown in creating the world.*
2. What is something we can confess to God from this Bible Truth? *That while God created the world perfectly good, we have all chosen to disobey Him and His good ways. We deserve His punishment. We need a Savior!*
3. What is something we can thank God for from this Bible Truth? *For creating everything good, according to His perfectly wise plan. And, that even though we sinned against Him, He knew it and had already planned to send Jesus to save His people from their sins.*
4. What is something we can ask God for from this Bible Truth? *To help us be grateful for all His beautiful creations; and to see Him and praise Him as we look at everything He has made.*

The Gospel

1. God created the world perfectly good, but we have all sinned against God. We deserve His eternal punishment, now instead of wonderful fellowship with Him. Is there any hope for us? What is the gospel?
God is the good Creator and King of the world. He made people to worship Him and live by His good laws. But we are all sinners who've rebelled against Him. We all deserve death--God's just, eternal punishment for our sins. How terrible! But God has good news for us. In His great mercy, God sent His Son, Jesus to earth as a man to save sinners. He lived the perfect life that pleases God. (He's the only one who's ever done that!) He offered it up to God His Father as the perfect sacrifice for sins when He suffered and died on the cross. Then, on the third day, Jesus rose from the dead in victory. He had fully paid for the sins of God's people, so they wouldn't have to! Now all who turn away from their sins and trust in Jesus as their Savior will receive forgiveness of sins and eternal life with God. They will be His very own special people who will know Him and enjoy Him forever. We can be God's people, too, if we turn from our sins and trust in Jesus as our own Savior.

Game: Beanbag Grand March

Materials

Small bowl or bag
1 Bean Bag per child
CD and CD player
Bible Truth Questions

Preparing the Game

1. Choose 20+ questions for your game from the Bible Truth Discussion Questions, or make up your own.
2. Write the Bible Truth questions on small thin strips of paper (or make a photocopy of the Bible Truth Discussion Questions and simply cut them into strips) and put them in the bag/bowl.

Playing the Game

Have the children form partners, then form a big double circle. Give each child a bean bag. Have them balance them on their heads. Tell the children that you will start the music and tell the children to move however you command them to move, such as march, walk, skip, tip toes, big knee bends, pat head, fly like a bird, etc. (BUT NOT RUN!!!) and try not to let their bean bag fall off their heads. When/if the bean bag falls off, a team is to sit down. When the music stops, all of the seated children are asked a question. If they get the right answer, then everyone is released to the march again. If not, then they must wait until the next time a question is asked and answered correctly.

Game continues as number of questions, time, and attention span allow.

NOTE: Have the children who are “out” help make up actions for the other children to do, put them in charge of the music, etc. along with you. This will keep them happily occupied as they continue.

Non-competitive Option

Let all the children whose beanbag fell join back into the march, even if the class misses the question. Add the missed question back into the bag for further review.

Optional TAKING IT TO OTHERS Activity: Quiz Questions

Have the children choose a few of the questions from the game to ask the parents/other children during TAKING IT TO OTHERS time. Help pre-readers by whispering the question in their ear and letting them ask it aloud to the parents/other children. Make sure you read the Bible verse aloud before you ask your questions.

Directions:

1. Write words to song in large print before class.
2. Play the song for the children, helping them follow along on the song sheet.
3. Discuss the song, using a few questions from the discussion sheet. *Don't use them all!*
4. Introduce sign language for key words of your choice from sign language sheet for your song. Use as few or as many as you think the children can learn.
5. Sing and sign the song. Sign language as well as large format lyrics and sheet music are found in the PFI Unit Songbook or online.
6. If desired, play the Song Game.

Optional TAKING IT TO OTHERS Activity: Presenting and Singing the Song

1. Sing and sign the song, encouraging the watching children/parents to join in.
2. Ask the class some of the questions listed below. The Bible Truth Connection Question is particularly good to help them understand how the song ties in with the Bible Truth.

O Worship the King

Verse 3

Thy bountiful care what tongue can recite?
It breathes in the air,
it shines in the light,
It streams from the hill,
It descends to the plain,
And sweetly distills in the dew and the rain.

Listen to it on PFI NIV Songs 5, Track 7

Understanding the Song

1. According to what did God create everything? *His perfectly wise plan.*
2. What did God call everything when He finished creating it? *Very good.*
3. Why was all His creation very good? *Because it was made exactly as He planned it to be; and, because He created it without any imperfections. Nothing got sick or died. Nothing disobeyed Him.*
4. How did everything do what it was created to do? *It did it joyfully, without falling apart or mistakes.*
5. What was all of creation a display of? *God.*
6. How was everything a glorious display of God? *Not by being just like ALL of Him, but by reflecting something about Him in the way it looked and did what God created it to do.*

Bible Truth Connection Question

1. How does this song relate to our **Bible Truth: God Created All Things Good in the Beginning**? *All of creation reflects God's goodness to us. We see His goodness in the bountiful way He cares for us. When we look at the light streaming down from heaven to give us warmth and light; when we see the dew and the rain that feeds thirsty plants so we will have food to eat; in the beautiful hills God gives us to look at; in the flat plains that make good ground to grow crops. Seeing His goodness in His creation makes His people want to worship and praise Him.*

Story Connection

1. How does this song relate to our story? *When Jesus comes back to bring His kingdom, the heavens and earth will be destroyed with fire. All of the things God has given us—the hills, the plains, the dew, the rain, the light, the air—will be destroyed with fire. Then God will create a new heavens and new earth for His people to live with Him in His Kingdom forever. It will filled with His bountiful care even more than anything we know here on earth. And it will last forever!*

Bible Verse Connection Question

1. What does this hymn have to do with our Bible Verse: **Nehemiah 9:6**: "You alone are the LORD. You made the heavens, even the highest heavens, and all their starry host, the earth and all that is on it, the seas and all that is in them. You give life to everything, and the multitudes of heaven worship you."?
When God's people look at the things God created, such as the hills, the plains, the dew and rain, they think about how they were made by God and they are used by God to care for them. They see so much about God and His care for His in all His creations that it is more than their tongues can recite! There just isn't time enough to say them all.

Life Application Questions

1. How can God's people be affected by the message of this song? *They can praise God for not just creating them, but providing for their every need, every day, so that they stay alive. They can ask God to help them to know and love Him more as they look at His creations. They can ask Him to make them more grateful for all He is and gives them each day.*
2. How can we become God's people? *By turning away from our sins and trusting in Jesus as our Savior.*

ACTS Questions

1. What is something we can praise God for from this hymn? *For God the God who Cares and shows how He cares by His creation we see around us.*
2. What are sins we can confess to God from this hymn? *That many times we do not worship Him when we look at the hills and the rain and the other things God has created. We forget Him as our God and creator. We need a Savior!*
3. What is something we can thank God for from this hymn?
For different ways we see His care for us in the creations around us.
4. What is something we can ask God for from this hymn? *To help us be grateful for His care shown in all His beautiful creations; and to see Him and worship Him as we look at everything He has made.*

Gospel Question

1. God is the creator of everything. He created us to worship Him and thank Him for His care, but we have all chosen to turn away from Him and disobey Him and His good ways. Is there any hope for us? What is the gospel?

God is the good Creator and King of the world. He made people to worship Him and live by His good laws. But we are all sinners who have rebelled against Him. We all deserve death--God's just, eternal punishment for our sins. How terrible! But God has good news for us. In His great mercy, God sent His Son Jesus to earth to save sinners. Yes, Jesus, the perfect Son of God, left His home in heaven and became a man. He lived the perfect life that pleases God. (He's the only one who has ever done that!) He offered it up to God His Father as the perfect sacrifice for sins when He suffered and died on the cross. Then, on the third day, Jesus rose from the dead in victory. He had fully paid for the sins of God's people, so they wouldn't have to! Now all who turn away from their sins and trust in Jesus as their Savior will receive forgiveness of sins and eternal life with God. They will be His very own special people who will know Him and enjoy Him forever. We can be God's people, too, if we turn from our sins and trust in Jesus as our own Savior.

Song Game: Big Voice, Little Voice

Materials

Song

Sign language signs used in the song printed out onto little cards

Blindfold

Preparing the Game

None.

Playing the Game

1. Practice the song and signs until the children know them well. Then tell them: "Children, we are going to hide a sign language sign and see if one of you can find it... with a little help from the rest of us!"
2. Choose someone to be "It" and blindfold them. Choose another child to hide one of the sign language cards. When it's hidden, "It" can remove the blindfold and begin to look.
3. The rest of the children will sing the song in a louder voice when "It" gets closer to the hidden sign and quieter when "It" gets further from the sign.
4. When "It" finds the hidden clue, another "It" is chosen and play begins again.

Game continues as number of questions, time, and attention span allow.

choose a FEW questions for discussion, then choose the game and/or music activity

Bible Truth 1 BIBLE VERSE**Meditation Version: Nehemiah 9:6**

"You alone are the LORD. You made the heavens, even the highest heavens, and all their starry host, the earth and all that is on it, the seas and all that is in them. You give life to everything, and the multitudes of heaven worship you."

Alternate Memory Version: Nehemiah 9:6

"You made the heavens... and all their starry host, the earth and all that is on it, the seas and all that is in them. You give life to everything."

Understanding the Bible Verse

1. What does "You alone are the LORD" mean? *There is only one true God, who is the LORD.*
2. What does "LORD" mean with all capitals? *It is different from "Lord" with little letters. "LORD" is another way of saying "Yahweh" the name of the true God. The Jews would write/say "LORD" instead of "Yahweh" because they believed God's true name was too holy for them to say. ("Lord" means ruler or master.)*
3. What did the LORD make? *Everything: the heavens, the starry host, the earth and everything in it, the seas and all that is in them.*
4. What are the highest heavens? *That was the Jewish way of saying heaven, which was especially full of God's presence and where the angels lived.*
5. What are starry host? *Another way of say all the stars and planets.*
6. What did He give to everything He made? *Life.*
7. Who worships the LORD in this verse? What are they? *The multitudes of heaven. Multitudes is a lot of something. The multitude of heaven are the angels and other heavenly creatures God created.*

Bible Truth Connection Question

1. What does this verse have to do with the **Bible Truth: God Created All Things Good in the Beginning?** *There is nothing that God did not make in the heavens or the earth in the beginning. He made all things and He gave life to it all. He did it only with His mighty word.*

Story Connection Questions

1. How does this verse relate to our story? *When Jesus comes back to bring His kingdom, the heavens and earth will be destroyed with fire. All of the things God has given us—the hills, the plains, the dew, the rain, the light, the air—will be destroyed with fire. Then God will create a new heavens and new earth for His people to live with Him in His Kingdom forever. It will filled with His bountiful care even more than anything we know here on earth. And it will last forever!*

Life Application Questions

1. What difference does it make to you to know that you were created by God rather than just by chance or some accident?
2. How can we know God the way He created us to? *By turning from our sins and trusting in Jesus as our own Savior.*

ACTS Questions

1. What is something we can praise God for from this Bible verse? *That the LORD alone is God. He is the creator of all things.*
2. What is something we can confess to God from this Bible verse? *That many times we do not praise Him, like the multitudes of heaven. We forget Him as our God and creator. We need a Savior!*
3. What is something we can thank God for from this Bible verse? *For all of the different and amazing things He created.*
4. What is something we can ask God for from this Bible verse? *To help us be grateful for all His beautiful creations; and to see Him and praise Him as we look at everything He has made.*

Gospel Question

1. God is the creator of everything. He created us, but we have all chosen to turn away from Him and disobey Him and His good ways. Is there any hope for us? What is the gospel?

God is the good Creator and King of the world. He made people to worship Him and live by His good laws. But we are all sinners who have rebelled against Him. We all deserve death--God's just, eternal punishment for our sins. How terrible! But God has good news for us. In His great mercy, God sent His Son Jesus to earth to save sinners. Yes, Jesus, the perfect Son of God, left His home in heaven and became a man. He lived the perfect life that pleases God. (He's the only one who has ever done that!) He offered it up to God His Father as the perfect sacrifice for sins when He suffered and died on the cross. Then, on the third day, Jesus rose from the dead in victory. He had fully paid for the sins of God's people, so they wouldn't have to! Now all who turn away from their sins and trust in Jesus as their Savior will receive forgiveness of sins and eternal life with God. They will be His very own special people who will know Him and enjoy Him forever. We can be God's people, too, if we turn from our sins and trust in Jesus as our own Savior.

Game: Balloon Find

Materials

Bible verse written up in large print so that all can see
 2 large pieces of paper or poster board
 Paper, pencil, permanent marker
 Balloons, at least one per child and up to one per word of verse per team.
 2 Baskets or garbage bags
 Masking Tape

Preparing the Game

1. Make copy of the verse per team and cut it apart into as many parts as there are balloons per team. Number these verse pieces in order. Make a sign per team of the verse. If you have a lot of non- or early readers, write the verse in easy to read print, numbering each word/section that correspond to the sections on the cut-up version of the verse. If your children are all proficient readers, do not write the verse on the poster board, but simply draw lines and number them 1-10, corresponding to the 10 verse pieces. Write down and cut out the numbers used on the verse pieces and put in a little bag or jar. Designate particular colors /shapes of balloons for each team. You can choose to have only one color per team (i.e., Team 1 has only blue balloons); Team 2 has only red ones) or multiple colors/shapes per team (i.e., Team 1 has orange and blue balloons, Team 2 has red and blue balloons). Roll up the pieces of paper and insert each one into each of the balloons. Write the corresponding number on the outside of the balloon with the permanent marker. Make sure to have a complete set of the verse for each team. Store each set of balloons in baskets or garbage bags until game time. Make a circle of masking tape: one larger one in the middle, where all the balloons will be released. Make two starting lines, one for each team.

Learning the Verse

Some or all of your children may be non- or early readers. Teach the verse in sections, having them say it after you. Repeat a few times. Add clapping or other movement as they say it.

Directions

1. If desired, lead the children in a discussion of a **FEW** of the most important questions before beginning game.
 2. Explain the game to them as follows:
 Split the children into two teams and have them stand/sit in line. Tell them that all the words to the Bible verse are inside of the balloons. Let them know what color balloons their team will be looking for. Release all the balloons into the middle circle. Say the verse together as a group. Draw a number out of the bag and tell it the group. Then, at your word, let the first child in each team go find the correctly numbered balloon from the pile of balloons. They will each bring back their balloon and sit on it to pop it (or let you or someone else pop it. Remove the piece of verse and put them in a pile. Everyone one then says the verse again, the teacher pulls another number out and the next two children go to find the new number. Continue until all the numbers are found. Have each team stick their verse pieces up on their poster board, then say the verse together. If working with less confident readers, point out to them that they can use the sign you made and the numbers in the verse pieces as hints to help them line it up properly. The team then says the verse together. The first team to do so, wins. The first team who does, wins.

Non-competitive Option: Have the teams add each piece of verse to their poster board as it is retrieved from the balloon. At the end, have everyone say the verse together again.

Optional **TAKING IT TO OTHERS** Activity: Quiz Questions

Have the children choose a few of the questions from the game to ask the parents/other children during **TAKING IT TO OTHERS** time. Help pre-readers by whispering the question in their ear and letting them ask it aloud to the parents/other children. Make sure you read the Bible verse aloud before you ask your questions.

Directions:

1. Write words to song in large print before class.
2. Play the song for the children, helping them follow along on the song sheet.
3. Discuss the song, using a few questions from the discussion sheet. *Don't use them all!*
4. Introduce sign language for key words of your choice from sign language sheet for your song. Use as few or as many as you think the children can learn.
5. Sing and sign the song. Sign language as well as large format lyrics and sheet music are found in the PFI Unit Songbook or online.
6. If desired, play the Song Game.

Optional TAKING IT TO OTHERS Activity: Presenting and Singing the Song

1. Sing and sign the song, encouraging the watching children/parents to join in.
2. Ask the class some of the questions listed below. The Bible Truth Connection Question is particularly good to help them understand how the song ties in with the Bible Truth.

You Alone Are the LORD

You alone are the LORD.
 You made the heavens, the highest heavens
 and all their starry host, and all their starry host.
 You give life to everything,
 and the multitude of heaven worship You,
 You give life to everything,
 and the multitude of heaven worship You.

You, alone are the LORD.
 You made the earth and all that is in it,
 the seas and all that is in it, the seas and all that is
 in it.
 You give life to everything,
 and the multitude of heaven worship You.
 You give life to everything,
 and the multitude of heaven worship You.

Listen to it on PFI NIV Songs 5, Track 8

Song Game: Sign It, Say It, What Does It Mean?

Materials

Sign Language signs used in song, particularly choose words with important meanings you want the children to learn, such as "grace", "redeem", etc.

Bag or bowl

Preparing the Game

1. Cut out signs and put in bowl.

Playing the Game

1. Practice the song and signs until the children know them well. Then put all the signs we've learned in this bag/ bowl and mix them up.
2. Ask one of the children to choose a sign, but not show it to anyone...but you, if they need some help.
3. Ask the child to do the sign for the rest of the children and see if the other children can guess which one it is. Do the sign with the child, if desired.
4. When the children guess the sign, ask them the meaning of the word. If no one guesses the sign, put it back in the bowl to be picked again.
5. Choose another child to pick a new sign from the bag and continue.

NOTE: You might want to sing the song after you do each word or couple of words.

Game continues as number of questions, time, and attention span allow.

STORY REVIEW

Directions: Read and discuss Bible Truth, using a FEW of the questions. Play game. Feel free to modify the game to fit your children.

General Story Questions

1. What did Jesus' disciples enjoy about the past 40 days? *Getting to be with Jesus so much after He rose from the dead.*
2. What did Jesus and His disciples do together? *He taught and comforted them. He answered their questions.*
3. What did the disciples ask Jesus about? *Was it time for His kingdom to come?*
4. What had Jesus already told His disciples about what it would be like before/when He came? *Wars, hunger and earthquakes. Christians would suffer and die. The good news of salvation through Jesus would be preached to all peoples, then the world would end and God's kingdom would begin. At that time, Jesus will come and angels gather His people to be with Him forever. This heaven and earth would end, but God would create a new one and God's kingdom would last forever.*
5. What answer did Jesus give His disciples' question about when Jesus would set up God's kingdom? *They weren't to worry about that. Only the Father knew when.*
6. What did Jesus want them to do until He did come back? *Go to Jerusalem, receive Holy Spirit, tell good news of Jesus to everyone in the world.*
7. What did the angels tell the disciples? *Jesus would return to earth the same way they saw Him go up into heaven.*
8. What was life for the new believers in the churches that sprung up? *They rejoiced over all the people who were being saved. But life was hard, too. People were making fun of them for believing in Jesus and saying that He would return. Some couldn't get work. Some couldn't get food. Some were hurt. Some were killed. They were discouraged.*
9. How did God encourage these new believers through Peter? *He told them that people who make fun of them would come, but not to worry. God wasn't being slow in sending Jesus, He was being patient that many would be saved. God who created the heavens and the earth with His word would one day, by His word, bring it to an end, along with all those who kept on refusing to trust in Jesus. Then Jesus would bring God's Kingdom and create a new heaven and earth for God's people to live with Him forever.*
10. How did God encourage these new believers through John? *He gave John a vision of a picture of what life in the Jesus' kingdom in the new heaven and earth would be like.*
11. What are some of the pictures that God gave John? *A new heaven and earth. God's glory is the light of the Holy City, the New Jerusalem, where God will live with His people. Walls 200' thick, 1400 miles long on each side, and made of layers of 12 kinds of jewels. Gates each made of a giant pearl. Streets made of gold. God's people will serve and worship Him face to face. No sin, death, sadness anymore. The River of Life with the Tree of Life on each side flow out of God's throne. They will live with Him forever.*

Bible Truth Connection Questions

1. What does this story have to do with our **Bible Truth: God Created All Things Good in the Beginning?** *At the end of time, the heavens and earth God created will be destroyed. He will create new ones for His people to dwell with Him in His Kingdom forever.*

Bible Verse Connection Question

1. What does the story have to do with our **Bible Verse: Nehemiah 9:6**: "You alone are the LORD. You made the heavens, even the highest heavens, and all their starry host, the earth and all that is on it, the seas and all that is in them. You give life to everything, and the multitudes of heaven worship you."? *This verse tells us about God being the creator of the heavens and the earth we live in now. Our story today tells us that one day, when God's good purposes for them are complete, He will destroy them. Then, He will create a new heaven and earth in which He will dwell with His people, face to face, forever. There, not only will the multitudes of heaven—angels—worship Him, but all of His people will join with them, forever and ever. And there will be no more sin, suffering, sadness or death in that wonderful place. Only wonderful life with God!*

Life Application Questions

1. How can God's people today be encouraged when they think about the message God gave John? *Even today, many of God's people face dangers and hard times from others who do not believe in Jesus. They can remember that their troubles will not go on forever. They will end in God's perfect timing. God's people can think about the wonderful new heaven and earth they will enjoy forever and ever.*
2. How can we become God's people? *By turning from our sins and trusting in Jesus as our own Savior.*

ACTS Questions

1. What's something we can praise God for from this story? *For being the God who has perfect timing and complete control over everything. He will come back and create the new heavens and earth at just the right time.*
2. What's something we can confess from this story? *That many times we do not think about being ready for Jesus to come back. We act like we don't care. Many times we don't tell others about Jesus so they can be ready for His coming.*
3. What's something we can thank God for from this story? *That Jesus will come back and make a new heavens and earth for His people to live in with Him forever. There will be no sin or death in it; and, He will live with them forever. How wonderful that will be!*
4. What is something we can ask God for, from this story? *That God would work in our hearts and in the hearts of others that we might be ready for His return. That He would help us say sorry for our sins and trust Him, and make us His people so we can be with Him forever.*

The Gospel

1. God made us to see and praise Him in all His creation. Why do we not do that? *Because we are sinners so busy thinking about ourselves and what we want, instead of God and what He wants.*
2. Is there any hope for sinners? What's the gospel? *Yes, there is!*
God is the good Creator and King of the world. He made people to worship Him and live by His good laws. But we are all sinners who have rebelled against Him. We all deserve death--God's just, eternal punishment for our sins. How terrible! But God has good news for us. In His great mercy, God sent His Son Jesus to earth to save sinners. Yes, Jesus, the perfect Son of God, left His home in heaven and became a man. He lived the perfect life that pleases God. (He's the only one who has ever done that!) He offered it up to God His Father as the perfect sacrifice for sins when He suffered and died on the cross. Then, on the third day, Jesus rose from the dead in victory. He had fully paid for the sins of God's people, so they wouldn't have to! Now all who turn away from their sins and trust in Jesus as their Savior will receive forgiveness of sins and eternal life with God. They will be His very own special people who will know Him and enjoy Him forever. We can be God's people, too, if we turn from our sins and trust in Jesus as our own Savior.

Game: The Answer's in the Tent

Materials

Various props, objects, costumes, or even pictures from the story, enough for one idea per child at least.

A small pup tent or blanket and chairs made into a tent

Paper and pencil/pen to write down questions

Jar or bag

Preparing the Game

1. Make a list of main characters, objects, elements from the story. For example in the story of Jesus being tempted in the wilderness you could have rocks, bread, blocks (like from the Temple), a globe, a red robe/shirt, etc. (for Satan), white robe for angels who came to comfort Jesus at the end, a Bible (the word of God that Jesus used to refute Satan), a picture of a desert or the sun, the number 40 (for 40 days and nights without food). The Plan-a-Play story sheet is a good source of ideas. If desired, you can write different point values--such as 5, 10, 25 points-- on questions, depending upon how hard they are. Place these objects in the tent.

2. Make up questions that have these props as their answers, such as: What did Satan tempt Jesus to turn the rocks into when He was so hungry? (bread)

3. Place the questions in a jar or bag.

Playing the Game

Have the children sit down in lines of equal teams. Tell them that in the tent are answers to the questions that you have folded up in the bag. They will take turns listening to a question and having the first person in line go into the tent and find the prop/costume piece/etc. that answers the question. If a team doesn't get the right prop, then the first person from the other team gets to go up and see if they can find it for a point.

Continue until all have had a chance to play or all questions have been answered. Tally points. Repeat game as time and attention spans allow.

Non-competitive Option

Don't put points on the questions. Don't split into teams, but instead sit in a circle around the tent. Have the children take turns going into the tent to retrieve the prop that fits the answer to the question.

Optional TAKING IT TO OTHERS Activity: Quiz Questions

Have the children choose a few of the questions from the game to ask the parents/other children during

TAKING IT TO OTHERS time. Help pre-readers by whispering the question in their ear and letting them ask it aloud to the parents/other children.

CASE REPLAY ACTIVITIES

Use this guide to review the Case Story and act it out for others to enjoy!

CASE REPLAY, JR: YOUNGEST CHILDREN

Description: The children will act out the story together, everyone doing the same action/sound effect at the same time. This activity is most suitable for kindergarteners.

Materials

The Case RePlay, Jr. script for younger children

Preparation

1. Read through the script and write in the blanks along the side possible actions/sound effects the children could do to act it out.

Instructions

1. Tell the children that they will be re-enacting the story together as you tell it.
2. As you read the script, lead the children in actions/sound effects to do with you.
3. If desired, you can read the script and stop at certain sentences and ask them what a good action/sound effect would be to act out what you just read.
4. Repeat the re-enactment one or two times more.

CASE REPLAY, SR: OLDER CHILDREN

Description: The children act out the story as a three-scene play. You will narrate it using the Case RePlay, Sr. script and they will act it out (no spoken words, for the most part), with each child assuming a different character's role. This activity is most suitable for first grade and up. You will review the story, then practice it a few times before performing it for others.

Materials

The Case RePlay, Sr. script
White board or other large format paper
Costumes and props

Preparation

1. Prepare for the play by choosing costumes and props for each character in the story. Decorate the area with any scenery props.
2. Write the words "Beginning," "Middle," "End" on a large piece of paper/whiteboard with plenty of space under each heading. You will use this paper to help the children think about the story as a three-scene play, as it is presented in the script.

Instructions

1. Tell the children that they will get to act out the story as a three-scene play, with a beginning, middle and end section. Tell them that before they can act it out, they need to think it out. as you narrate it with your script.
2. Take the children's answers as they recount the story, helping them put key incidents in the right order.
3. If desired, when they have filled in their Beginning, Middle, End, read through your whole (real) script, so they hear exactly what you will have them act out.
4. Then tell the children that it's time to practice acting out the story.
5. Assign parts to each child. If you are using costumes, do NOT give them out at this point. They will be a distraction.
6. Have all the children sit on the floor or in chairs on one side of the "stage," then call the characters up in place as their part in the story comes.
7. As you read the script, guide the children in where you want them to move or do to act it out.
8. After going through the whole script once, give out any costumes and props and act out the script once or twice more.

Optional TAKING IT TO OTHERS Activity: Re-enacting the Story

Read the script as the children act out together (younger) or assuming different roles (older) as the other children or the parents watch.

CASE REPLAY, JR--YOUNGER KIDS (KINDERGARTEN) P.2

Welcome to our play! The name of our story is called: The Case of the Second New.

Our story begins in Jerusalem, in New Testament times, right after Jesus died on the cross and rose from the dead. And now we present: "The Case of the Second New."

Scene 1:

The disciples enjoyed Jesus' many appearances to them during the 40 days after He rose from the dead. He taught them many things and answered many of their questions. The disciples remembered Jesus telling them about the difficult days that would come before Jesus brought His kingdom. There would be wars, earthquakes, and hunger. Christians would suffer and die. The good news of salvation through would be preached to all the peoples of the world. Then, Jesus would come back at just the right time and the angels would gather His people together to be with Him forever. Then the world would pass away. Since Jesus had saved God's people and risen from the dead, Jesus' disciples wondered if it was time for those days to come. Jesus surprised them with His answer. He told them only the Father was to know when He would come back. They would receive the Holy Spirit and were to tell the good news of salvation to everyone. Then Jesus rose up into heaven out of their sight. While they were still looking up, two angels appeared and told them that Jesus would come back one day just as they had seen Him leave.

Actions:

Scene 2:

The disciples obeyed Jesus. They received the Holy Spirit in Jerusalem and then began to spread the good news of Jesus to all peoples. Many new churches spring up. The believers rejoice to see so many people being saved. Yet, they have times of suffering, too. People are making fun of them for believing in Jesus and thinking He was going to return. Some aren't allowed to work or even buy food. Some suffer and others are killed. They were getting discouraged. God encouraged the believers through Peter, reminding them that they knew people were going to say these things. God was not being slow to send Jesus back, He was being patient that many more might be saved. Jesus would come back at the right time to bring God's kingdom. And then, God who made the heavens and earth by His word, would by His word, bring an end to this world and those who keep on rebelling against Him. He will create a new heaven and earth for God's people to live with Him forever. He urged them to keep telling others about Jesus and keep on looking forward to the day when Jesus would come back.

Scene 3

Then through John, God also gave the believers a wonderful picture of the life with Jesus in the new heavens and earth when He returned to bring God's Kingdom. God would create a new heaven and earth with a beautiful holy city. The city would shine with God's glory. It was 200' thick walls and 1400 miles on each side. The walls were 12 layers of beautiful jewels. The city itself was made of gold. The gates were each made of one giant pearl. God's throne was in the very middle, with the River of Life running from it and the Tree of Life on each side of the River. His people would live and worship Him face to face forever. Never would there be sadness, sin or dying anymore! Jesus gave them this picture of His Kingdom to help them keep obeying Him and to be patient. He would return at just the right time, according to God's perfect plan.

Bible Truth Tie-In:

The Bible Truth we are learning is: **God Created All Things Good in the Beginning.** At the end of time, the heavens and earth God created will be destroyed. He will create new ones for His people to dwell with Him in His Kingdom forever.

CASE REPLAY, SR--OLDER KIDS (1ST GRADE AND UP) P.3

Welcome to our play! The name of our story is called: The Case of the Second New.

Our story begins in Jerusalem, in New Testament times, right after Jesus died on the cross and rose from the dead.

The characters in our story are: Jesus, his disciples, angels, many people, new believers, enemies.

And now we present: "The Case of the Second New."

Scene 1: Beginning)

The disciples enjoyed Jesus' many appearances to them during the 40 days after He rose from the dead. He taught them many things and answered many of their questions. The disciples remembered Jesus telling them about the difficult days that would come before Jesus brought His kingdom. There would be wars, earthquakes, and hunger. Christians would suffer and die. The good news of salvation through would be preached to all the peoples of the world. Then, Jesus would come back at just the right time and the angels would gather His people together to be with Him forever. Then the world would pass away. Since Jesus had saved God's people and risen from the dead, Jesus' disciples wondered if it was time for those days to come. Jesus surprised them with His answer. He told them only the Father was to know when He would come back. They would receive the Holy Spirit and were to tell the good news of salvation to everyone. Then Jesus rose up into heaven out of their sight. While they were still looking up, two angels appeared and told them that Jesus would come back one day just as they had seen Him leave.

Scene 2: (Middle)

The disciples obeyed Jesus. They received the Holy Spirit in Jerusalem and then began to spread the good news of Jesus to all peoples. Many new churches spring up. The believers rejoice to see so many people being saved. Yet, they have times of suffering, too. People are making fun of them for believing in Jesus and thinking He was going to return. Some aren't allowed to work or even buy food. Some suffer and others are killed. They were getting discouraged. God encouraged the believers through Peter, reminding them that they knew people were going to say these things. God was not being slow to send Jesus back, He was being patient that many more might be saved. Jesus would come back at the right time to bring God's kingdom. And then, God who made the heavens and earth by His word, would by His word, bring an end to this world and those who keep on rebelling against Him. He will create a new heaven and earth for God's people to live with Him forever. He urged them to keep telling others about Jesus and keep on looking forward to the day when Jesus would come back.

Scene 3: (End)

Then through John, God also gave the believers a wonderful picture of the life with Jesus in the new heavens and earth when He returned to bring God's Kingdom. God would create a new heaven and earth with a beautiful holy city. The city would shine with God's glory. It was 200' thick walls and 1400 miles on each side. The walls were 12 layers of beautiful jewels. The city itself was made of gold. The gates were each made of one giant pearl. God's throne was in the very middle, with the River of Life running from it and the Tree of Life on each side of the River. His people would live and worship Him face to face forever. Never would there be sadness, sin or dying anymore! Jesus gave them this picture of His Kingdom to help them keep obeying Him and to be patient. He would return at just the right time, according to God's perfect plan.

Bible Truth Tie-In:

The Bible Truth we are learning is: **God Created All Things Good in the Beginning.** At the end of time, the heavens and earth God created will be destroyed. He will create new ones for His people to dwell with Him in His Kingdom forever.

The New Earth

Description

Children will a folded paper old earth burning up and new world created.

Materials

White Card stock
Markers
Glitter Glue (or gold crayon)
Glue sticks
Scissors

Preparing the Craft

1. Make copies of Craft Patterns #1 and #2, one per child. Cut out.
2. Set out supplies.

Making the Craft

1. Show the sample of the craft you have made.
2. Have the children color the world on Pattern #1 like it is burning up.
3. Have the children color the world on Pattern #2 like it is the new world God will create.
4. Add glitter glue/gold crayon "glory" shining out from the earth. (Back side of where flames are on Old Earth).
5. Cut along all of the dashes.
6. With old earth face down on table, fold flames up and over each other until completely cover the New Earth.
7. Children can tell the story of how the old earth will be burned up by showing old earth and flames; then flip over and unfold flames to reveal the new earth, shining with God's glory on the other side.

Making a Bible Truth Connection

Once the children have settled into their craft, use the Bible Truth- Craft Connection Sheet to lead discussion about the craft. Note that most of these questions echo the questions on the case board, providing a review of what the children learned earlier.

Optional TAKING IT TO OTHERS Activity: Craft Presentation

If you are presenting the craft to other children or parents the children can hold up their crafts (or your model craft) and read their Bible Truth Connection answers to explain the importance of the craft.

CASE CRAFT**Discussion Guide****Instructions:**

As the children are settled into making their craft, ask them these questions to help them understand the craft's significance. Use the answers provided to guide the children's answers.

Discussion Questions

1. What will happen to this earth? When?

It will be destroyed with fire at the end of time.

2. What will God create after the earth is destroyed?

A new heaven and earth.

3. Who will live in the new heaven and earth? What will it be like to live there?

God will live with His people. Together they will dwell together in perfect happiness and fellowship with Him and each other forever.

4. What is Bible Truth that we are learning?

God Created All Things Good in the Beginning.

5. What does our craft have to do with our Bible Truth: God Created All Things Good in the Beginning?

God will create a new home that is perfectly good for His people to dwell with Him forever and ever.

6. What can our craft help us remember?

Sin and death has spoiled the world God created good in the beginning. At the end of time, He will burn up this earth and create a new one that will be good like this one in the beginning, but this time no sin or death will ever come into it.

TAKING IT TO OTHERS**Craft Presentation****Instructions:**

Have children hold up your model craft/their crafts. Choose five children (or you say) the five sections below to explain the craft's importance.

Presentation:

1. Our craft is: A New Earth

2. At the end of time, God will destroy this earth with fire and create a new heaven and earth for His people to dwell in perfect happiness and fellowship with Him and each other forever.

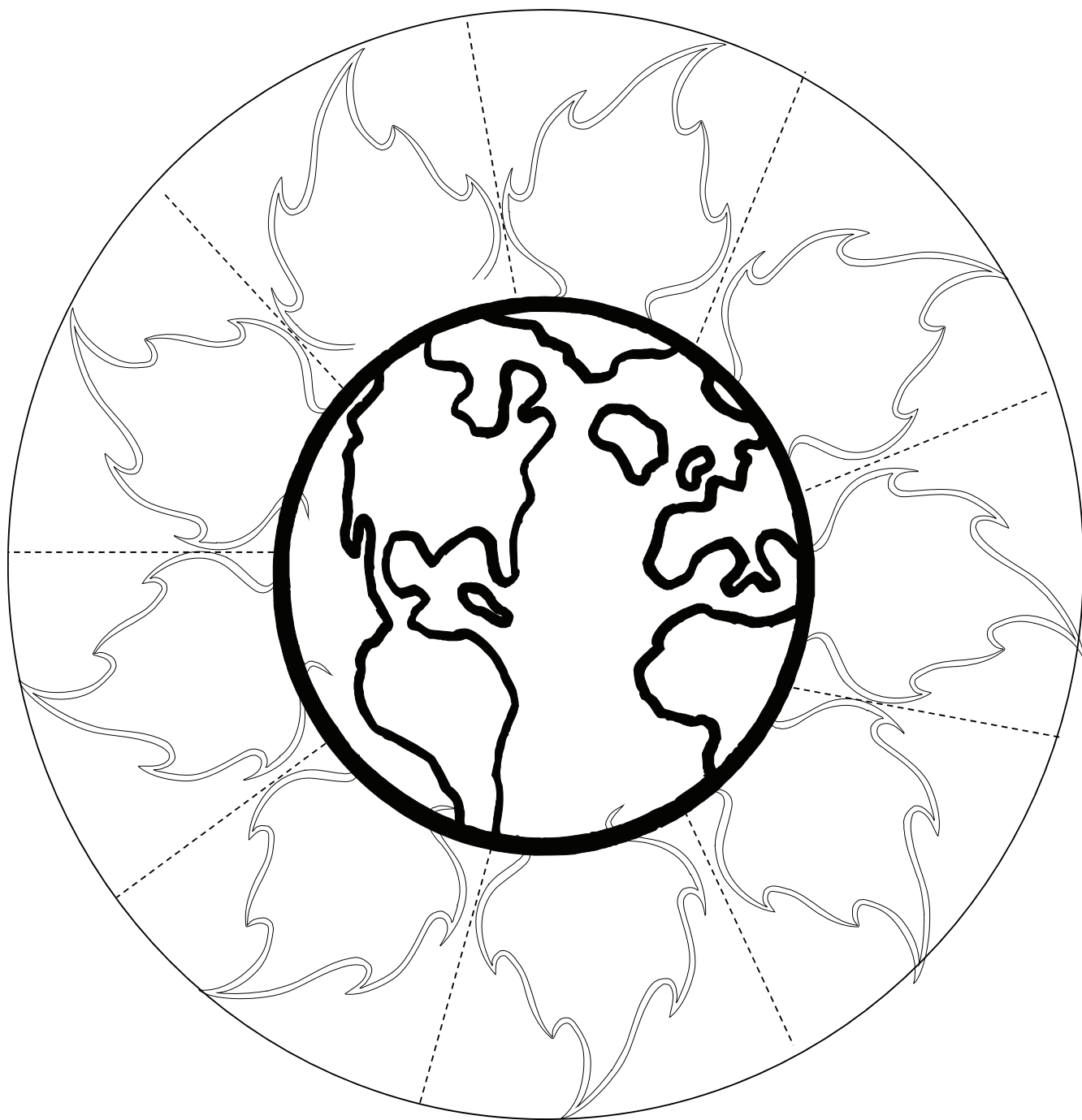
3. Our Bible Truth is: God Created All Things Good in the Beginning.



4. God will create a new home that is perfectly good for His people to dwell with Him forever and ever.

5. Our craft can help us remember that sin and death have spoiled the world God created good in the beginning. At the end of time, He will burn up this earth and create a new one that will be good like this one in the beginning, but this time no sin or death will ever come into it.

Note: Even non-readers can participate in presenting the craft, if you will whisper what they are to say in their ear and let them say it aloud for the others to hear.

Craft Pattern #1





BEFORE CLASS:**1. PICK YOUR PERSON**

VIPPs can be anyone in your church! Typically, they fall into 6 categories: Church staff, Elders, Deacons/deaconesses, Special Volunteers (people who aren't paid, but spend a lot of time helping out in particular ways), Supported Workers (aka missionaries), and Church Members.

2. GATHER YOUR FACTS

Use the VIPP Information Sheet to write down the facts about your VIPP. The information on this worksheet is used in the VIPP activities, listed in the "Choose an Activity" section below.

DURING THE ACTIVITY:**1. INTRODUCE YOUR VIPP**

Introduce your VIPP to the children, using the VIPP Information Sheet. Fill in a set of VIPP Clue Cards with the information for your VIPP. If desired, you can even have the actual person come into class for the children to meet.

Need help describing what someone does for the church in a kid-friendly way? Check out the list of common VIPPs on the Praise Factory website in the PFI resources. There are lots of kid-friendly descriptions for common VIPP's, such as pastors, elders, deacons and a lot more.

2. PRAY!

Lead the children in praying for the VIPP. Ask the children if they would like to pray for one of the VIPPs prayer requests. Even non-readers can pray for the VIPP if you whisper the prayer request in their ear, then let them say it aloud. Never force a child to pray!

3. CHOOSE AN ACTIVITY

There are two activities you can use to help the children learn about the VIPP:

VIPP Clue Cards: These are nine coloring sheets in which children fill in the nine things they learn about the VIPP from the VIPP Information Sheet. Photocopy a set of each child. Use as few or as many of these Clue Cards as you desire. Clue Cards found at the back of this book.

VIPP Game: This is a game that uses a set of Clue Cards for one or two VIPPs.

Choose a VIPP and fill in his/her information on the VIPP Information Sheet. Fill in a set of VIPP Clue Cards with the information for your VIPP. Tell the children about the VIPP, having them fill in the VIPP Clue Cards with the key facts as they learn them. Write any words the children need to write on a white-board or other piece of paper so they can see how to spell them. Help younger children write these words on their clue cards. Ideas for how to tell the children about many common VIPPs are listed at praisefactory.org with the resources for this Bible Truth.

Optional TAKING IT TO OTHERS Activity: Introduce and Pray for the VIPP

If you are presenting the VIPP to other children or parents you can assign children to hold up the 10 clue cards and say what each card tells about the VIPP. (Or, you can have the children hold them up as you tell what each one means.) Then lead the children in praying for the VIPP.

Game: Hot and Cold Hide

Materials

Information Sheet for one VIPP
2 Set of Clue Cards
8 8.5" x 11" Manilla Envelopes
Blindfold

Preparing the Game

1. Fill in one set of clue sheets for the VIPP you are using.
2. Tape the other (blank) set of Clue Cards to the outside of the manilla envelopes.
3. Put the filled-in clue cards in the corresponding envelope.

Playing the Game

Reveal: Tell the children about the VIPP, showing them your filled-in clue cards as you tell about them.

Review: Choose one child to be "The Finder" and cover his eyes with the blindfold. Choose one of the Clue Card envelopes. Choose another child to be "The Hider". This child will hide the envelope somewhere in the room. When the clue is hidden, the Finder takes off his blindfold and begins to look for the envelope. The other children say "hot, cold, etc" as the child gets closer or further from the envelope to help the child find it. When the folder is found, the teacher (or the child) tells the Clue Card category. The other children try to remember what the VIPP's answer was. Open it up and see if they got it right. If they did, the Clue Card is retired. If not, it can be added back into the Clue Cards to be hidden.

VIPP INFORMATION SHEET

VIPP NAME:

WHAT VIPP LOOKS LIKE

Man or Woman? _____

Hair color? _____

Eye color? _____

FAVORITE ANIMAL

FAVORITE FOOD

FAVORITE FREE TIME ACTIVITY

WHAT VIPP DOES DURING WEEK

VIPP GROUP OF SERVICE:

Church Member

Deacon

Elder

Church Staff

Special Volunteer

Supported Worker
(Missionary)

3 WAYS VIPP SERVES CHURCH

3 WAYS TO PRAY FOR THE VIPP
