

BIBLE TRUTH 6, LESSON 2: PLANNER/OVERVIEW

GETTING STARTED: Welcome and Opening Songs (*introduce unit and get kids moving with these songs*)

Welcome to Praise Factory: PFI: Praise Factory Investigators Theme Song *PFI NIV Songs 4 CD, Track 1*

Rules to Help Us Worship God and Love Others: WoGoLOA Classroom Rules Song
PFI NIV Songs 4 CD, Track 2

Big Question Under Investigation: Big Question 4 Songs *PFI NIV Songs 4 CD, Tracks 3,4*
(*Extra Song: Inspector Graff's Rap: The ABC's of God PFI NIV Songs 4, Track 5*)

Big Question Bible Verse: 1 Kings 8:23 Song *PFI NIV Songs 4 CD, Track 6*

DIGGING DEEP DOWN: Key Concept and Story (*introduce the Bible Truth and tell the related story*)

Bible Truth 6: The LORD Is Holy

Bible Truth Hymn: Holy, Holy, Holy *PFI NIV Songs 4, Tracks 18,19*

Bible Verse: Isaiah 6:1-3

Bible Verse Song: I Saw the LORD *PFI NIV Songs 4, Track 20*

Lesson 2 Story of the Saints: The Case of the Remarkably Merciful Message

TAKING ACTION: Response Activities (*choose from among these activities*)

Snack and Discussion Planner: Food of Burma

ACTS Prayer: Prayer Sheet

Bible Truth Review: Discussion Questions and Game: Sit Ball

Bible Truth Hymn: Holy, Holy, Holy *PFI NIV Songs 4, Tracks 18,19*
Song, Sign Language and Song Game: Word Take Away **PFI NIV Songs 4 BOOK or ONLINE**

Bible Verse Review: Isaiah 6:1-3 Discussion Sheet and Game: Scrambled Eggs

Bible Verse Song: I Saw the LORD: Isaiah 6:1-3 *PFI NIV Songs 4, Track 20*
Song, Sign Language and Song Game: Big Voice, Little Voice **PFI NIV Songs 4 BOOK or ONLINE**

Story Review: Discussion Questions and Game: Four Corners

Case Replay, Jr: Drama Activity for Youngest Children (children do same story actions together)

Case Replay, Sr: Drama Activity for Most Children (children re-tell story with individual parts)

Craft: Adoniram Judson in Prison

VIPP (Very Important Prayer Person) Prayer Time: Coloring Sheets (Back of Book) and Game: Picture Run

TAKING IT HOME: Take Home Sheet for Review and Family Devotions

PFI Pronto: Bible Truth 6, Lesson 2 **PFI NIV Prontos 4 BOOK or ONLINE**

The Case of the Remarkably Merciful Message

by Connie Dever

Our story is called:**The Case of the Remarkably Merciful Message.****As you listen to the story, see if you can figure out:**

1. What was the Merciful Message? Who came to believe it?
2. What was so remarkable about how merciful it was?

This story doesn't take place in Bible times. It starts out on August 9, 1788, in Malden, Massachusetts.

What a happy day this was for Mr. and Mrs. Judson! Mrs. Judson had just given birth to a son. "Thank You, Lord, for our son, Adoniram. Please make him a man who loves You. Please use him to tell many others about You. Do great things through him," they prayed.

It soon was clear that God had given Adoniram some unusual gifts--gifts that could be used to do great things for God. When only three years old, little Adoniram began to read and memorize the Bible. He learned about God's holiness: His perfect goodness and power. About our sinfulness: that we all deserve God's punishment. About God's love for sinners through Christ: who suffered and died as the perfect sacrifice for the sins of all who would turn and trust in Him. And about God's offer of eternal life to all who do trust in Jesus: their sins forgiven, the Holy Spirit in their heart, the promise of life with God forever in heaven.

By the time he was four, Adoniram began to tell others these great truths, too. His favorite game was playing church with the neighborhood children. He, would preach a little sermon and lead the others in singing, "Go, Preach My Gospel," a favorite hymn at their church. "We must go into all the world and tell them about the love of Christ, its height, its depth, its length and breadth!" Adoniram urged the other children, "Oh, that Jesus would suffer and die to save sinners like you and me!"

When Adoniram was old enough to go to school, he amazed his teachers. "We've never had such a smart student!" they told his parents. "You must send him to Providence College so he can finish his education."

His parents happily agreed. It looked like all their prayers for their son were being answered! The Lord was preparing Adoniram to do great things for him.

Adoniram found the work at Providence College

difficult. The other students were very smart. Even so, Adoniram was soon known as one of the college's best students.

Another extremely smart student named Jacob Eames heard about Adoniram. He heard how smart he was and that he came from a godly family. Mr. Eames thought it was silly to believe in God and decided to do something terrible. He would do everything he could to get Adoniram to stop believing in God.

Eames' plan worked. Adoniram was so charmed by his new friend that he rejected all that he had learned about God. For you see, it's one thing to know about the love of Christ and the forgiveness He offers; but it's another thing to believe in Christ and ask for forgiveness for yourself. Adoniram had been a "knower" as a child; but had not been a "believer." He had yet to trust in Jesus as His own Savior.

"I don't believe in God as you do," he told his parents. "I'm not going to spend my life telling other about Jesus. I want to be rich and famous," he told them. "But first, I am going to travel. I want to see America," Adoniram got on his horse and set off down the road, ready to live life his own way.

One evening Adoniram came to a little country inn. "Do you have any rooms available?" he asked.

"I do, but it's next to the room of a dying man. He's in a lot of pain and makes a lot of noise. You might not want it," the innkeeper replied.

"I'll take it. Death doesn't bother me," Adoniram said.

But listening to that poor, dying man all night did bother Adoniram... a lot! Questions about this dying man filled his mind: "What kind of man was he? Was he

Story-telling Tips**Ahead of time:**

1. Read the Bible verses and story. Pray!
2. Create story cue cards on index cards (or highlight text).
3. Practice telling story dramatically, timing your presentation. Shorten, if necessary to fit your allotted time.
4. Decorate area with story props that help bring your story alive.

During your presentation:

1. Maintain as much eye contact as possible as you tell the story. Point to/use props at important points in the story. Include the kids in your story with a few questions about what they think will happen or words/concepts that might be new to them.
2. Watch the kids for signs that their attention span has been reached. Shorten, if necessary.

STORY OF THE SAINTS**P.2**

ready to stand before the holy LORD? Did he trust in Jesus' death as payment for his sins? Where would he spend eternity?" Adoniram wondered. Then he scolded himself: "You're thinking about death as a Christian would! Eames would think that was ridiculous."

That night, the man died. "What was the man's name?" Adoniram asked the next morning.

"Jacob Eames," the innkeeper replied.

Adoniram gasped in horror. "It was my friend! Eames! Now he's dead!" he said. "He died unprepared to meet the holy Lord. He never confessed his sins or trusted in Jesus for forgiveness. He died without hope!" he exclaimed. "I will, too, if I don't give up my rebellious ways and turn to Him! What a fool I've been!"

Right then, Adoniram confessed his sins and trusted in Jesus as his Savior! God forgave Adoniram and filled his heart with His love. Adoniram was overcome with God's kindness to him! "How great is God's love for sinners that He would choose to forgive me even though I chose to reject Him all these years!" Adoniram thought.

Adoniram rode straight home to tell his parents the change the Lord had brought to his heart. How they rejoiced! Adoniram's life plans changed, too. He made it his one goal to live a holy life. Every day he lived by asking, "Does this please the Lord?"

He also decided to go to Burma to tell people about Jesus. "How will these people be saved if no one will go?" Adoniram thought. "They have to face the holy God like the rest of us. Surely the love of God through Christ must reach to people in all parts of the world. I will go and tell them, that they might turn from their sins and trust in Christ and be saved."

A few years later, Adoniram and Ann--his new bride of just seven days--said goodbye to their friends and families and set sail for India and then Rangoon, Burma. How different Rangoon was from Massachusetts! They had left the snowy, cold winters of New England for the steamy tropics and rainy season floods of Burma. Back home, there had been churches in every town. Now there were only Buddhist pagodas (temples) with giant statues of Buddha in them.

Adoniram and Ann stared up at the massive Shwedagon Pagoda of Rangoon. It was covered with 60 tons of gold and over 5000 diamonds. Its spire alone was

over 300 feet tall! It was the pride of the Burmese people, but it made the Judsons so sad. There was nothing in Buddha's teachings to point the Burmese people to Jesus. Buddha taught there was no God who people could know and love, only a great invisible force that people who follow Buddha's teachings will become a part of. Many of the people lived in fear of evil spirits that they believed must be pleased by sacrifices to keep them from doing harmful things to them. Oh, how the Burmans needed to know about the height, the depth, the length and breadth of the love of Christ! Adoniram knew this more than ever.

"The still, small voice of God will come and replace your power," Adoniram vowed as he stood looking at the huge pagoda. "The churches of Jesus Christ will take the place of these monuments to idols. Voices will sing hymns of praise to Jesus Christ!"

The only place Adoniram and Ann could find to live in was a small mud hut, built on a swamp outside of the city wall. On one side was the trash dump and on the other was the cemetery. Yet even in these horrible conditions, the Judsons eagerly set to work on learning Burmese--one of the most difficult languages in the world--so they could tell the people of Burma about the love of Christ.

The Judsons prayed and worked for six, long years before the first Burman came to believe in Jesus. The Judsons rejoiced at God's blessing and kept praying and working. Slowly others came to believe, too.

As the number of Burmese Christians grew, so did anger from the Burmese government. They didn't want their people to believe in Jesus! They accused Adoniram of being a spy, though they knew he wasn't one. They threw him into prison, even forcing him to live in an abandoned lion's cage for a while. Ann and their child suffered greatly, too; but, never did they regret coming to Burma.

"Think much on the love of Christ, think much on the love of Christ!" Adoniram would tell everyone. Nothing--not even their lives--was too much to give up so that the Burmese might know God's great love offered to sinners through Christ. After thirty-four years, Adoniram boarded a ship for America. It was time to go home for good. He had translated the entire Bible into Burmese,

started sixty-three churches, and seen over seven thousand Burmese come to know the Lord. But his body, sick and worn from years of difficulties, was never to make it back to America. Adoniram died on board the ship and his body was buried at sea.

What were the last words of this man? They were "Think much on the love of Christ; think much on the love of Christ!"

Even at the very end, all he could think of was the love Christ showed by coming to be the payment for sins, that many might know the wonderful fellowship with the holy God, rather than face His just punishment for their sins.

Cracking the Case:

It's time to answer our Case Questions.

1. What was the Merciful Message? Who came to believe it? That the Lord, though He is perfectly holy, loved us so much that He sent His Son Jesus to take the punishment for all who turn from their sins and trust in Jesus. Through Him, we have forgiveness of sins and eternal life.

2. What was so remarkable about how merciful it was? Because it came from God, who is holy, and was made to sinners who deserved His punishment, not His mercy.

Something For You and Me

**Our Bible Truth is:
The LORD Is Holy**

Our Bible Verse is: Isaiah 6:1-3

"I saw the LORD seated on a throne, high and exalted, and the train of His robe filled the temple. Above him were seraphs, each with 6 wings. . .and they were calling to one another: 'Holy, holy, holy is the LORD Almighty; the whole earth is full of his glory!'"

Adoniram Judson lived a life thinking much on the love of Christ, for he knew how he had no hope before a holy God without Christ's loving sacrifice made on his behalf. He gave his whole life as an offering of thanksgiving in return. Nothing was too much to do for His Lord.

What about you and me? Do we think much on the

love of Christ? Do we realize that it is only through Him that we shall receive forgiveness for our sins and enjoy fellowship with the holy God rather than punishment? Like Adoniram Judson, like the people of Burma; like all people, everywhere, we need Jesus to be our Savior. It is God's free gift to all who turn from their sins, confess them to God and trust Jesus as their own Savior.

Let's praise God for loving sinful people like us so much that He would send Jesus to save us. Let's ask Him to help us to live out our lives thinking much on His love; and to create in us a willingness to serve Him, however He desires.

Close in prayer.

Closing ACTS Prayer

A God, we praise You for being purely holy and full of love.

C God, we confess that like Adoniram Judson, we have heard that God is holy, yet we sin against Him. We need Jesus to be our Savior.

T God, we thank You for Your great patience with sinners, like Adoniram Judson and like us. Thank You for sending Jesus to save all sinners who turn from their sins and trust in You as their Savior.

S God, we ask that You would work in our hearts that we might turn away from our sins and trust in Jesus as our Savior. Help us to tell others about God's great love shown through Jesus, that they might be saved, too.

Special Words

Pagoda: A place of worship for Buddhists or Hindus, found in Asia and India. Usually a many tiered, pointy-topped tower.

Buddha: A religion based on the ideas of a man called, the Buddha. Buddhists don't believe in a god, but follow teachings that they believe free them from suffering until they reach a happy state of oneness with the universe called "nirvana." Buddhism is practiced by people in all parts of the world, but especially Asian countries, like Japan.

Burma: A country in Asia that lies east of India. Officially the Republic of the Union of Myanmar or just Myanmar.

ACTS PRAYER ACTIVITY

Use this sheet to write down your ACTS Prayer

Instructions:

Use this sheet to help the children apply the Bible Truth into a prayer. You can use the ACTS provided or even better, have the kids think of their own applications. Also have the children add their personal requests to the prayer, too. Lead the children in the prayer or let them pray sections, with your help. Never force a child to pray! Non-readers can participate by you whispering a section of the prayer into their ear and allowing them to pray it aloud for the group.

ADORATION:

God, we praise You for being holy: perfectly good and so very great! You are without sin!

God, we praise You for being.....

Add your own Adorations:

CONFESSION:

God, we confess that we are not holy. We choose to rebel against You in so many ways. We like to do things our way, doubting that Your way is best. We need a Savior!

God, we have sinned against You....

Add your own Confessions:

THANKSGIVING:

Thank You, God for sending Jesus to die as the perfect payment for the sins of all who would ever repent and trust in Him as their Savior. He made the way for sinful people to become God's holy people.

God, we thank You for...

Add your own Thanksgivings:

SUPPLICATION:

God, work in our hearts. Help us to turn away from our sins and trust in Jesus as our Savior. Help us to be holy --knowing You, loving You and obeying You with our whole life.

God, we need Your help...

Add your own Supplication:

SNEAKY SNACK

Can you figure out how this snack relates to the story?

Snack: Food of Burma

Burmese food such as: Fresh or dried mangos; or mango chutney (comes in a jar in the international food section of the grocery store) with pita or afghan bread; and/or rice with "fish sauce" (in a jar, international food section)

This is only a suggestion. Feel free to modify. Be mindful of allergy issues among your children!

Case Tie-in: Adoniram Judson was amazed that the Lord would mercifully save him after he had rebelled so terribly against Him and the message of the gospel he had known from a child. He went to Burma to tell this message to people there, enduring many difficult things so that they, too, might come to believe this merciful message from the holy Lord.

SOUL FOOD

Food for thought during snack time

1. What does the snack have to do with the story?

Choose a few questions from the other activity discussion sheets to talk about during this snack time.

2.

3.

4.

5.

6.

7.

Directions: Read and discuss Bible Truth, using a FEW of the questions. Play game. Feel free to modify the game to fit your children.

The LORD Is Holy

God is holy. He set apart from everything and everyone else. He is good and He is great. He never sins in anything He thinks, says, does or plans. Because He is holy, He hates sin. Sin is rebelling against God and His good ways. God is so holy that nothing sinful can come into His presence.

We are all sinners, so how can we ever become God's people? It is only because of Jesus, the holy Son of God. Jesus came to earth and lived a perfect life. He chose to die on the cross to pay for the sins of God's people. He suffered the full punishment for their sins, exchanging their un-holiness (sinfulness) for His perfect holiness. Now all who repent of their sins and trust in Jesus as their Savior are saved. They get to know God and will one day live in His holy presence forever.

God calls His people to live for Him by being holy as He is holy. He wants them to reflect the way He is. God's Holy Spirit helps them do this. He lives in their hearts and helps them to love God and obey Him. God's people will always struggle with sin while they live here on earth. But one day, they will live with their wonderful God in heaven, perfectly good and holy, changed by Him to never sin again! How wonderful that will be!

Understanding the Bible Truth

1. What does it mean that God is "set apart"? *It means that He is like nothing else in His pure holiness. He alone is perfectly good and so very great. He alone never sins.*
2. How is it comforting to know that God never sins in anything He does, thinks, feels or plans, when something happens to us that we don't understand? *Even though we can't know why the thing has happened to us, we can trust that God has only good intended to work through it. He never sins. He never intends evil.*
3. What does God hate? Why does He hate this? *God hates sin because He is perfectly holy and it is always right to obey Him.*
4. Why can't anything sinful come into His presence? *God hates sin. His holiness demands that He punish sin. Anything sinful will be destroyed. God will not tolerate it.*
5. Since God's people are sinners, how is it that they will be able to come into God's holy presence in heaven? *Because Jesus paid for their sins. There is no punishment left for their sins. God treats them as if they were perfectly holy.*
6. How does God call His people to live? *Holy lives, like Jesus.*
7. Who helps God's people live holy lives? *God's Holy Spirit, at work in their hearts.*
8. Can God's people live perfectly holy lives here on earth? *No. God's people will always struggle with sin while they live here on earth.*
9. When will God change His people so that they sin no more? *In heaven.*

Story Connection Questions

1. How does the case story point to the **Bible Truth: The LORD Is Holy**? Why did Adoniram Judson especially feel his sinfulness before the holy God after his friend died?
From childhood, he had known about the holiness of the Lord and how all people are sinners who need Jesus' forgiveness for their sins if they were to be spared the Lord's just punishment. Yet, he had let his friend die without knowing this; and he, himself, had acted so terribly to the Lord even though he did know this.

Bible Verse Connection Question

1. What does our Bible Truth have to do with our Bible Verse: **Isaiah 6:1-3**: "I saw the LORD seated on a throne, high and exalted, and the train of His robe filled the temple. Above him were seraphs, each with six wings...and they were calling to one another: 'Holy, holy, holy is the LORD Almighty; the whole earth is full of his glory!'"
It is a picture of God's holiness. The LORD is set apart from everything else, high and exalted because of His perfect holiness. He is so holy that the seraphs repeat to each other how holy He is. He is so holy that even the whole earth is filled with the glory of His holiness.

Life Application Questions

1. What should God's people do to live holy lives? *Pray that by the Holy Spirit the Lord would work in their hearts so that they hate sin; so that they honor the LORD; so that they try to do only what is good and loving in everything they think, do, feel or plan.*
2. How can we become God's people? *By turning away from our sins and trusting in Jesus as our Savior.*

ACTS Questions

1. What is something we can praise God for because of this Bible Truth?
Praise God for being holy: perfectly good and so very great.
2. What are sins we can confess to God because of this Bible Truth?
Confess that we are not holy. We choose to rebel against You in so many ways. We like to do things our way, doubting that God's way is best. We need a Savior!!
3. What is something we can thank God for because of this Bible Truth?
Thank God for sending Jesus to die as the perfect payment for the sins of all who would ever turn and trust in Him, making the way for sinful people to become God's holy people.
4. What is something we can ask God for because of this Bible Truth?
We can ask God to work in our hearts that we would want to turn away from disobeying Him and trust in this wonderful Jesus as our own Savior. Ask God to help us be holy in our thoughts, words and actions, like He is holy.

The Gospel

1. God is the holy King and Creator who deserves our worship, but we have all rebelled against Him. We deserve His punishment! Is there any hope? What is the gospel?
God is the good Creator and King of the world. He made people to worship Him and live by His good laws. But we are all sinners who've rebelled against Him. We all deserve death--God's just, eternal punishment for our sins. How terrible! But God has good news for us. In His great mercy, God sent His Son, Jesus to earth as a man to save sinners. He lived the perfect life that pleases God. (He's the only one who's ever done that!) He offered it up to God His Father as the perfect sacrifice for sins when He suffered and died on the cross. Then, on the third day, Jesus rose from the dead in victory. He had fully paid for the sins of God's people, so they wouldn't have to! Now all who turn away from their sins and trust in Jesus as their Savior will receive forgiveness of sins and eternal life with God. They will be His very own special people who will know Him and enjoy Him forever. We can be God's people, too, if we turn from our sins and trust in Jesus as our own Savior.

Game: Sit Ball

Materials

Two or Three soft baseball sized balls. Or, could use beach balls

Bible Truth Questions

Preparing the Game

1. Choose 20+ questions for your game from the Bible Truth Discussion Questions, or make up your own.
2. Write the Bible Truth questions on small thin strips of paper (or make a photocopy of the Bible Truth Discussion Questions and Simply cut them into strips) and put them in the bag/bowl.

Playing the Game

Have children sit in a circle on the ground, with about 2' spacing. Give them two or three soft indoor baseballs and are to throw them from one to another, avoiding "It" who is moving around trying to catch one. When a ball is caught, the child who threw the ball chooses a question for the class to answer. If correctly answered, the player becomes the new "It". If not, then the old "It" remains in place.

Game continues as number of questions, time, and attention span allow.

Optional TAKING IT TO OTHERS Activity: Quiz Questions

Have the children choose a few of the questions from the game to ask the parents/other children during TAKING IT TO OTHERS time. Help pre-readers by whispering the question in their ear and letting them ask it aloud to the parents/other children. Make sure you read the Bible verse aloud before you ask your questions.

Directions:

1. Write words to song in large print before class.
2. Play the song for the children, helping them follow along on the song sheet.
3. Discuss the song, using a few questions from the discussion sheet. *Don't use them all!*
4. Introduce sign language for key words of your choice from sign language sheet for your song. Use as few or as many as you think the children can learn.
5. Sing and sign the song. Sign language as well as large format lyrics and sheet music are found in the PFI Unit Songbook or online.
6. If desired, play the Song Game.

Optional TAKING IT TO OTHERS Activity: Presenting and Singing the Song

1. Sing and sign the song, encouraging the watching children/parents to join in.
2. Ask the class some of the questions listed below. The Bible Truth Connection Question is particularly good to help them understand how the song ties in with the Bible Truth.

Holy, Holy, Holy

Verse 2

Holy, holy, holy!
All the saints adore Thee,
Casting down their golden crowns,
Around the glassy sea;
Cherubim and seraphim,
Falling down before Thee,
Who wert, and art,
And evermore shall be.

Verse 3

Holy, holy, holy!
Tho' the darkness hide Thee,
Tho' the eye of sinful man
Thy glory may not see;
Only Thou art holy;
There is none beside Thee,
perfect in pow'r,
In love and purity.

Listen to it on PFI NIV Songs 4, Tracks 18,19

Understanding the Song

1. What does holy" mean? *Holy means to be purely good, set apart from all that is evil.*
2. What is a "saint"? *Someone set apart, made holy. Christians are saints. God counts them as holy because of Jesus' payment for their sins on the cross.*
3. How do the saints adore the Lord? *In heaven, the Lord will give each of His people crowns of victory for enduring in faith and good works to death. They will take them off and cast them down before Him because they know that they only had faith and did good works because of His work in them. It was He, not them who is to be praised.*
4. What is the glassy sea? *In Revelation—the last book in the Bible—John sees a vision of the Lord's throne and a large, crystal glass, flat area he calls a sea. It's not a sea like one of water.*
5. What are cherubim and seraphim? *Special angels that surround God's throne.*
6. What does "wert, art, evermore shalt be" mean? *These are old English words that mean was, is and evermore will be. God was, is, and always will be. He is without beginning or end.*
7. What kind of darkness "hides" the LORD? *This is not darkness like night or a dark room. This is a spiritual darkness of sin and evil. This means that the LORD is so holy, so purely good that nothing evil cannot stand in His presence. We are all sinners and live in a world filled with many evil, sinful things. The darkness of this evil "hides" the glorious, perfectly holy LORD from us.*
8. What is sin and what is the "eye of sinful man" not allowed to see? *Sin is rebellion against God, in our heart, our mind, our words or actions. All "men" (people) are sinful. In His mercy, God does not let sinful people see His glory right now. The Bible tells us that even God's glory is so holy that if they saw it they would be destroyed, as punishment for their sin. All who confess their sins and trust in Jesus have their sins forgiven. They will be able to see God's glory and live because Jesus has paid for their sins.*

Bible Truth Connection Question

1. How does this song relate to our Bible Truth: **The LORD Is Holy?**

This song is a picture of God in His splendid holiness in heaven. One day, God's people will come before Him and at last see Him upon His throne in His perfect holiness, just as this song describes.

Story Connection

1. How does this song relate to today's story? *After his friend died, Adoniram Judson was grieved to think how he had sinned against the holy Lord. From that point on, he strove to live a holy life that would please God. Nothing was too much to do for the Lord who was holy, yet who had paid for his sins through Jesus. He adored the Lord for what He had done for him. Even though many would say that Adoniram Judson lived a life doing much for the Lord, he no doubt would very humbly desire to cast his crown before the Lord, knowing that it was only because of His work in his life that anything holy and good was done at all.*

Bible Verse Connection Question

1. What does this hymn have to do with our Bible Verse: **Bible Verse: Isaiah 6:1-3**: "I saw the LORD sitting upon a throne, high and lifted up; and the train of his robe filled the temple. Above him stood the seraphim. Each had six wings...And one called to another and said: "Holy, holy, holy is the LORD of hosts; the whole earth is full of his glory!"?

"Holy, holy, holy" are the words the seraphim cry to one another, as they stand before the LORD in heaven. Both they and the saints (God's people) worship the LORD for how perfect in power, love and purity He is.

Life Application Questions

1. How can God's people be affected by the message of this song? *They can praise God for being purely holy. They can ask Him to send the Holy Spirit to work in their hearts so that they might be His holy people, living lives that are loving and good, in thought, words and actions.*

2. How can we become God's people? *By turning away from our sins and trusting in Jesus as our Savior.*

ACTS Questions

1. What is something we can praise God for from this hymn?

Praise God for being holy: perfectly good and so very great.

2. What are sins we can confess to God from this hymn?

Confess that we are all sinners made to reflect God, but we have all chosen to disobey Him and His good ways. We are not holy as He is. We deserve His punishment! We need a Savior!

3. What is something we can thank God for from this hymn?

Thank God for sending Jesus to die as the perfect payment for the sins of all who would ever turn and trust in Him, making the way for sinful people to become God's holy people. God's people will be so thankful for what He has done for them that in heaven any "crowns" of praise they get for what they have done in serving God, they will want to cast down at Jesus' feet, knowing that He is the one who saved them and enabled them to do whatever good works they did.

4. What is something we can ask God for from this hymn?

We can ask God to work in our hearts that we would want to turn away from disobeying Him and trust in this wonderful Jesus as our own Savior. Ask God to help us be holy in our thoughts, words and actions, like He is holy.

Gospel Question

1. All the saints—that is, all God's people—will cast down their crowns of God's reward before Jesus because they know that anything they did was really because of what God did for them through Jesus. What did they deserve? What did God do for them through Jesus? What is the gospel?

God is the good Creator and King of the world. He made people to worship Him and live by His good laws. But we are all sinners who've rebelled against Him. We all deserve death--God's just, eternal punishment for our sins. How terrible! But God has good news for us. In His great mercy, God sent His Son, Jesus to earth as a man to save sinners. He lived the perfect life that pleases God. (He's the only one who's ever done that!) He offered it up to God His Father as the perfect sacrifice for sins when He suffered and died on the cross. Then, on the third day, Jesus rose from the dead in victory. He had fully paid for the sins of God's people, so they wouldn't have to! Now all who turn away from their sins and trust in Jesus as their Savior will receive forgiveness of sins and eternal life with God. They will be His very own special people who will know Him and enjoy Him forever. We can be God's people, too, if we turn from our sins and trust in Jesus as our own Savior.

Song Game: Word Take Away

Materials

Sign Language Signs and Song
White board and marker
Eraser

Preparing the Game

1. Write the words to the song on a white board.

Playing the Game

1. After children have learned the song and signs well, then tell the children that you are going to leave out words from the song (that you've learned signs for) and just do the sign in its place.
2. Have the children help you choose a word to take out. Erase the word from the board. Review the sign the for erased word.
3. Sing the song, trying to remember to NOT sing the word and do only the sign.
4. Continue to take out words until all of the words (with signs) have been taken out.

Game continues as number of questions, time, and attention span allow.

choose a FEW questions for discussion, then choose the game and/or music activity

Meditation Version: Isaiah 6:1-3

"I saw the LORD seated on a throne, high and exalted, and the train of His robe filled the temple. Above him were seraphs, each with six wings...and they were calling to one another: 'Holy, holy, holy is the LORD Almighty; the whole earth is full of his glory!'"

Alternate Memory Version: Isaiah 6:3

"Holy, holy, holy is the LORD Almighty; the whole earth is full of his glory!"

Understanding the Bible Verse

1. Where did Isaiah see the LORD? *Seated on a throne.*
2. How does Isaiah describe what he saw? *The LORD was high and exalted and the train of His robe filled the temple.*
3. What does "high and exalted" mean? *Majestic, more important, more glorious, more important than anything or anyone else. The greatest king of all.*
4. What is a train of a robe? *Regular robes that we wear are just floor length. We might wear them over our pajamas or when we get out of the bath. Kings have special robes to show they are king. They are made of exquisitely beautiful fabric and even have jewels on them. They are not floor length, but are very, very long so that they trail behind the king as he walks. This long part is called the train of his robe. The more important the king, the longer his robe.*
5. How long was the train of the LORD's robe? What does that tell us about Him? *It filled the temple, it was so long. That tells us that He is by far the most important of all kings.*
6. What are seraphs? *They are a special kind of angel that dwell before God's throne.*
7. Where were the seraphs and what were they doing? *They were flying above the LORD on his throne. They telling each other: "Holy, holy, holy is the LORD Almighty...etc."*
8. What did the seraphs say is full of the LORD's glory? *The whole earth.*
9. How is the whole earth full of the LORD's glory? *Because God made everything, everything is a display of His glory—the skies, the mountains, the oceans, etc. all display a part of His glory. Most of all, God's people, as they love Him and live for Him are a display of His goodness, holiness, love, mercy, etc.*

Bible Truth Connection Question

1. What does this verse have to do with the **Bible Truth: The LORD Is Holy?** *It is a picture of God's holiness. The LORD is set apart from everything else, high and exalted because of His perfect holiness. He is so holy that the seraphs repeat to each other how holy He is. He is so holy that even the whole earth is filled with the glory of His holiness.*

Story Connection Questions

1. What does this verse have to do with our story? *Adoniram Judson was struck with God's holiness and his sinfulness after he learned of the death of his friend. He cried out to God to forgive him for his rebellion against Him and trusted in Jesus' death on the cross as the full payment for his sins against the holy Lord.*

Life Application Questions

1. Will there ever be a time when we could get to see the LORD on His throne, like Isaiah did in his vision? *When? Yes, in heaven all God's people will see Him in all the fullness of His glory.*
2. What must we do if we are to become one of God's people? *Turn from our sins and trust in Jesus as our Savior.*

ACTS Questions

1. What is something we can praise God for from this Bible verse?

Praise God for being the holy LORD God Almighty.

2. What is something we can confess to God from this Bible verse? *That we are all sinners made to reflect God, but we have all chosen to disobey Him and His good ways. We are not holy as He is. We need a Savior!*

3. What is something we can thank God for from this Bible Verse?

We can thank God for sending Jesus to be the perfect sacrifice for the sins of all those who turn away from disobeying God and trust in Him as their Savior. He paid for their sins so they can know the holy LORD.

4. What is something we can ask God for from this Bible Verse?

We can ask God to work in our hearts that we would want to turn away from disobeying Him and trust in this wonderful Jesus as our own Savior. Ask God to help us be holy in our thoughts, words and actions, like He is holy.

Gospel Question

1. What is the good news of salvation that reflects both God's pure holiness and His merciful love? What is the gospel?

God is the good Creator and King of the world. He made people to worship Him and live by His good laws. But we are all sinners who've rebelled against Him. We all deserve death--God's just, eternal punishment for our sins. How terrible! But God has good news for us. In His great mercy, God sent His Son, Jesus to earth as a man to save sinners. He lived the perfect life that pleases God. (He's the only one who's ever done that!) He offered it up to God His Father as the perfect sacrifice for sins when He suffered and died on the cross. Then, on the third day, Jesus rose from the dead in victory. He had fully paid for the sins of God's people, so they wouldn't have to! Now all who turn away from their sins and trust in Jesus as their Savior will receive forgiveness of sins and eternal life with God. They will be His very own special people who will know Him and enjoy Him forever. We can be God's people, too, if we turn from our sins and trust in Jesus as our own Savior.

Game: Scrambled Eggs

Materials

Bible Verse written up in large print so that all can see
Plastic Hollow Easter Eggs, 10 of one color for each team
Pen and paper
2 carpet squares or other base marker

Preparing the Game

1. Clearly print out the words to the verse on paper and cut it into 10+ sections. Number each section in sequence. Place each section in Easter eggs of the same color. Print out another copy of the verse, also numbered sequentially on another piece of paper. Repeat for each team.
2. Hide the eggs around the classroom. Place the two carpet squares down in opposite ends of the classroom.

Learning the Verse

Some or all of your children may be non- or early readers. Teach the verse in sections, having them say it after you. Repeat a few times. Add clapping or other movement as they say it.

Directions

1. If desired, lead the children in a discussion of a **FEW** of the most important questions before beginning game.
2. Explain the game to them as follows:
Have the children form two teams seated at their bases. Give each team a written out copy of the verse and place it on their base. Assign each team a particular color of Easter egg and tell them that pieces to the verse are hidden in eggs around the room. They are to find all their eggs, remove the verse section from the egg and put it in order. They can use the copy of the verse (and numbers on each section—especially helpful for pre- and early readers) to help them put it in order. The first team to find all the verse, put it in order and recite it as a group wins.

Game continues until all the eggs have been found or as time allows.

Non-competitive Option

Don't split the children into teams. Use any color Easter egg for the pieces of the verse. Hide them around the room. Have the children take turns finding an egg and bringing it back to the group. Have the child open the egg and read (or have you read) the word/s on the piece of paper. Stick them in place on the copy of the verse. If desired, have the children say the verse each time before each "hunt", reinforcing the verse.

Optional TAKING IT TO OTHERS Activity: Quiz Questions

Have the children choose a few of the questions from the game to ask the parents/other children during TAKING IT TO OTHERS time. Help pre-readers by whispering the question in their ear and letting them ask it aloud to the parents/other children. Make sure you read the Bible verse aloud before you ask your questions.

Directions:

1. Write words to song in large print before class.
2. Play the song for the children, helping them follow along on the song sheet.
3. Discuss the song, using a few questions from the discussion sheet. *Don't use them all!*
4. Introduce sign language for key words of your choice from sign language sheet for your song. Use as few or as many as you think the children can learn.
5. Sing and sign the song. Sign language as well as large format lyrics and sheet music are found in the PFI Unit Songbook or online.
6. If desired, play the Song Game.

Optional TAKING IT TO OTHERS Activity: Presenting and Singing the Song

1. Sing and sign the song, encouraging the watching children/parents to join in.
2. Ask the class some of the questions listed below. The Bible Truth Connection Question is particularly good to help them understand how the song ties in with the Bible Truth.

I Saw the LORD

I saw the LORD,
 Seated on a throne,
 High and exalted,
 Seated on a throne,
 Above Him were seraphs,
 Each with six wings,
 They were calling to one another,
 "Holy is the LORD,
 Holy, holy, holy is the LORD.
 Holy, holy, holy is the LORD."
 Isaiah Six, one through three.

Listen to it on PFI NIV Songs 4, Track 20

Song Game: Big Voice, Little Voice

Materials

Song
 Sign language signs used in the song printed out onto little cards
 Blindfold

Preparing the Game

None.

Playing the Game

1. Practice the song and signs until the children know them well. Then tell them: "Children, we are going to hide a sign language sign and see if one of you can find it... with a little help from the rest of us!"
2. Choose someone to be "It" and blindfold them. Choose another child to hide one of the sign language cards. When it's hidden, "It" can remove the blindfold and begin to look.
3. The rest of the children will sing the song in a louder voice when "It" gets closer to the hidden sign and quieter when "It" gets further from the sign.
4. When "It" finds the hidden clue, another "It" is chosen and play begins again.

Game continues as number of questions, time, and attention span allow.

STORY REVIEW

Directions: Read and discuss Bible Truth, using a FEW of the questions. Play game. Feel free to modify the game to fit your children.

General Story Questions

1. What did the Judson's pray for their son from birth? *That he would have a great love for God.*
2. What unusual things did Adoniram do as a very little boy? *He began to read and memorize the Bible at three years old. He played church and preached at four years old to other children.*
3. What was Adoniram like as a student? *He was the best in his class. Even the best his teachers had ever had.*
4. Why did Jacob Eames want to become friends with Adoniram? *He wanted to turn him from Christianity and believing in God.*
5. What did Adoniram decide to do when he rejected Christianity? *He wanted to use his intelligence to become rich and famous. He wanted to travel around America.*
6. What did Adoniram think about all night as he listened to the dying man in the inn? What was strange about this? *If the man was saved or not. Adoniram wasn't supposed to still believe in Christianity. He was supposed to be an atheist. (Someone who believes there is no god at all.)*
7. What did Adoniram think about when he heard that the dying man was his friend? *That his friend had died in his sins and he would, too, if he did not repent and ask forgiveness for his sins. He realized how terribly he had been rebelling against the holy Lord, even though he knew the good news of Jesus.*
8. What changes did Adoniram decide to make in his life? *He would try to live a holy life, doing what God would want him to do. He wanted to be trained to become a pastor.*
9. What was different about Burma from Massachusetts? *Tropical climate; no Christians or churches; people very slow to believe the good news of Jesus; no Bible in their language.*
10. What hardships did Adoniram and Ann face where they lived? *Next to the dump and cemetery.*
11. Why did Adoniram go to jail? *Accused of being a spy.*
12. What did Adoniram think about through all his sufferings? *The love of Christ that He would suffer and die that all who turn and trust in Him would be forgiven of their sins against the holy God and know perfect, eternal life with God forever.*
13. What amazing thing did the Lord use Adoniram's great intelligence to do in Burma? *Translate the Bible into Burmese, one of the most difficult languages in the world.*

Bible Truth Connection Questions

1. What does this story have to do with our **Bible Truth: The LORD Is Holy?** *When Adoniram Judson finally understood his sin before the holy God, he cried out for forgiveness. When he received it, he turned to live a holy life that would please God and to tell others how they, too, could receive forgiveness for their sins.*

Bible Verse Connection Question

1. What does the story have to do with our **Bible Verse: Isaiah 6:1-3:** "I saw the LORD seated on a throne, high and exalted, and the train of His robe filled the temple. Above him were seraphs, each with six wings...and they were calling to one another: 'Holy, holy, holy is the LORD Almighty; the whole earth is full of his glory!'"? *Adoniram Judson was struck with God's holiness and his sinfulness after he learned of the death of his friend. He cried out to God to forgive him for his rebellion against Him and trusted in Jesus' death on the cross as the full payment for his sins against the holy Lord.*

Life Application Questions

1. What can we learn from Adoniram Judson? *Just because we know the right things about God does not mean that we love or trust Him. We should ask the Lord to soften our hearts so that we truly turn to Him for forgiveness and for His Holy Spirit to live in our hearts to help us love and live for Him.*
2. How can we become God's people like Adoniram Judson did? *By turning away from our sins and trusting in Jesus as our Savior.*

ACTS Questions

1. What is something we can praise God for being that we learned in our story?

Praise God for being purely holy, yet full of love!

2. What is something we can confess as sin that we learned in our story?

Confess that like Adoniram Judson we have heard that God is holy and good, yet we have still chosen to disobey Him and live life our own way. We need a Savior!

3. What is something we can thank God for that we learned in our story?

We can thank God for His great patience with sinners, like Adoniram Judson and like us. We can thank Him for sending Jesus to save all sinners who turn from their sins and trust in Him as their Savior.

4. What is something we can ask God for that we learned in our story?

We can ask God to work in our hearts, helping us to turn away from our sins and trust Jesus as our own Savior, like Adoniram Judson. We can ask Him to help us tell others about God's great love shown through Jesus, that they might be saved.

The Gospel

1. What is the good news of Jesus that Adoniram believed and told to the people of Burma? What is the gospel?

God is the good Creator and King of the world. He made people to worship Him and live by His good laws. But we are all sinners who've rebelled against Him. We all deserve death--God's just, eternal punishment for our sins. How terrible! But God has good news for us. In His great mercy, God sent His Son, Jesus to earth as a man to save sinners. He lived the perfect life that pleases God. (He's the only one who's ever done that!) He offered it up to God His Father as the perfect sacrifice for sins when He suffered and died on the cross. Then, on the third day, Jesus rose from the dead in victory. He had fully paid for the sins of God's people, so they wouldn't have to! Now all who turn away from their sins and trust in Jesus as their Savior will receive forgiveness of sins and eternal life with God. They will be His very own special people who will know Him and enjoy Him forever. We can be God's people, too, if we turn from our sins and trust in Jesus as our own Savior.

Game: Four Corners

Materials

Red and Green Construction paper
 2 rulers
 4 Large pieces of paper and a Marker
 Masking Tape
 Four small pieces of paper
 Cup or bag
 Story Review Questions
 Optional: Team Pennies to differentiate each team

Preparing the Game

1. Make up story review questions that answer the questions: Why? What? How? What would you do? You will want to have 20+ questions. Many of the Story Review Discussion Questions can be modified to fit one of these four questions.
2. Make a stop sign and a green light out of the red and green construction paper and tape them each to the end of a ruler.
3. Make four signs out of the paper: Why? What? How? What would you do? Tape these signs in 4 different locations, such as corners of the room.
4. Write these 4 names also on four small pieces of paper of equal size and place in the cup/bag.

Playing the Game

Divide the children into two teams. At the leader's signal, all the children will run to one of the four signs and place their hand on it or near it. When leader yells "Freeze" then the children must stay at their station. The leader then pulls one of the pieces of paper out of the cup and asks the children at that particular station a Story Review question. If they get it right, then they gain as many points as children from that team who were at that station. Play then resumes again.

Game continues as number of questions, time, and attention span allow.

Non-competitive Option

Don't split into teams. Simply ask the children at the particular station the question and let them work together to answer it.

Optional TAKING IT TO OTHERS Activity: Quiz Questions

Have the children choose a few of the questions from the game to ask the parents/other children during TAKING IT TO OTHERS time. Help pre-readers by whispering the question in their ear and letting them ask it aloud to the parents/other children.

CASE REPLAY ACTIVITIES

Use this guide to review the Case Story and act it out for others to enjoy!

CASE REPLAY, JR: YOUNGEST CHILDREN

Description: The children will act out the story together, everyone doing the same action/sound effect at the same time. This activity is most suitable for kindergarteners.

Materials

The Case RePlay, Jr. script for younger children

Preparation

1. Read through the script and write in the blanks along the side possible actions/sound effects the children could do to act it out.

Instructions

1. Tell the children that they will be re-enacting the story together as you tell it.
2. As you read the script, lead the children in actions/sound effects to do with you.
3. If desired, you can read the script and stop at certain sentences and ask them what a good action/sound effect would be to act out what you just read.
4. Repeat the re-enactment one or two times more.

CASE REPLAY, SR: OLDER CHILDREN

Description: The children act out the story as a three-scene play. You will narrate it using the Case RePlay, Sr. script and they will act it out (no spoken words, for the most part), with each child assuming a different character's role. This activity is most suitable for first grade and up. You will review the story, then practice it a few times before performing it for others.

Materials

The Case RePlay, Sr. script
White board or other large format paper
Costumes and props

Preparation

1. Prepare for the play by choosing costumes and props for each character in the story. Decorate the area with any scenery props.
2. Write the words "Beginning," "Middle," "End" on a large piece of paper/whiteboard with plenty of space under each heading. You will use this paper to help the children think about the story as a three-scene play, as it is presented in the script.

Instructions

1. Tell the children that they will get to act out the story as a three-scene play, with a beginning, Middle and end section. Tell them that before they can act it out, they need to think it out. as you narrate it with your script.
2. Take the children's answers as they recount the story, helping them put key incidents in the right order.
3. If desired, when they have filled in their Beginning, Middle, End, read through your whole (real) script, so they hear exactly what you will have them act out.
4. Then tell the children that it's time to practice acting out the story.
5. Assign parts to each child. If you are using costumes, do NOT give them out at this point. They will be a distraction.
6. Have all the children sit on the floor or in chairs on one side of the "stage," then call the characters up in place as their part in the story comes.
7. As you read the script, guide the children in where you want them to move or do to act it out.
8. After going through the whole script once, give out any costumes and props and act out the script once or twice more.

Optional TAKING IT TO OTHERS Activity: Re-enacting the Story

Read the script as the children act out together (younger) or assuming different roles (older) as the other children or the parents watch.

CASE REPLAY, JR--YOUNGER KIDS (KINDERGARTEN) P.2

Welcome to our play! The name of our story is called: The Case of the Remarkably Merciful Message.

Our story starts out on August 9, 1788, in Malden, Massachusetts.

And now we present: "The Case of the Remarkably Merciful Message."

Scene 1:

From birth, Adoniram Judson's parents prayed that he would grow to be a godly man. Adoniram was very smart. He started reading and memorizing the Bible at 3 years old. At 4, he played church with his friends, telling them about Jesus and urging them to go tell others about Him, too. Adoniram was the best student at school. He amazed his teachers. Everyone thought he should go on to college. His parents were sure that the Lord was going to use his time at college to prepare him to do great things for the gospel.

Actions:

Scene 2:

At college, Adoniram soon becomes the best student in his class. Jacob Eames, another very smart young man decides to make friends with Adoniram in order to turn him away from believing in God. His plan works! Adoniram decides he isn't a Christian. He says he doesn't believe in God at all, just like Eames. His parents are very, very sad. After college, Adoniram decides to take a trip around America. Stopping at an inn one night, Adoniram sleeps in the room next to a dying man. He listens as the man moans in pain all night before dying. Adoniram begins to worry about the man's soul. He hopes the man trusts in Jesus as his Savior, then gets upset with himself for still acting like he believes in God. In the morning Adoniram finds out the man who died was his friend Jacob Eames. Adoniram realizes that he has been living in rebellion against God and deserves the same end as his friend. He cries out to God to forgive him through Jesus. Adoniram becomes a Christian. His parents are delighted.

Scene 3

Adoniram begins to live a holy life for God. He goes to school to become a minister and decides to go overseas to Asia to tell people about Jesus.. He and his wife, Ann, sail to Burma. They are deeply troubled by all the idol worship and temples to Buddha, while there is no one to tell the people about Jesus. They work hard and suffer much as they tell others about Jesus. They live next to the dump and the cemetery. They work six, long years before anyone became a Christian. Adoniram is falsely accused of being a spy and is sent to prison. He even has to sleep in a lion's cage. Despite all these difficulties, Adoniram kept thinking about the love of God through Christ. It was this love that saved him from the punishment he deserved for his sins. He wanted others to know that love and forgiveness, too. Adoniram stayed in Burma 34 years and finally died on the ship sailing home. Even to the end, he only thought of the love of Christ.

Bible Truth Tie-In:

The Bible Truth we are learning is: **The LORD Is Holy.** When Adoniram Judson realized his sin before a holy God and the love Jesus showed by dying for his sins, he gave his whole life to tell others. He wanted them to know the same love and forgiveness.

CASE REPLAY, SR--OLDER KIDS (1ST GRADE AND UP) P.3

Welcome to our play! The name of our story is called: The Case of the Remarkably Merciful Message.

Our story starts out on August 9, 1788, in Malden, Massachusetts.

The characters in our story are: Adoniram Judson and his parents, students and teachers at his local school, students and teachers at Providence College, Jacob Eames, Inn keeper, Ann Judson, Burmese officials, People of Burma

And now we present: "The Case of the Remarkably Merciful Message."

Scene 1: (Beginning)

From birth, Adoniram Judson's parents prayed that he would grow to be a godly man. Adoniram was very smart. He started reading and memorizing the Bible at 3 years old. At 4, he played church with his friends, telling them about Jesus and urging them to go tell others about Him, too. Adoniram was the best student at school. He amazed his teachers. Everyone thought he should go on to college. His parents were sure that the Lord was going to use his time at college to prepare him to do great things for the gospel.

Scene 2: (Middle)

At college, Adoniram soon becomes the best student in his class. Jacob Eames, another very smart young man decides to make friends with Adoniram in order to turn him away from believing in God. His plan works! Adoniram decides he isn't a Christian. He says he doesn't believe in God at all, just like Eames. His parents are very, very sad. After college, Adoniram decides to take a trip around America. Stopping at an inn one night, Adoniram sleeps in the room next to a dying man. He listens as the man moans in pain all night before dying. Adoniram begins to worry about the man's soul. He hopes the man trusts in Jesus as his Savior, then gets upset with himself for still acting like he believes in God. In the morning Adoniram finds out the man who died was his friend Jacob Eames. Adoniram realizes that he has been living in rebellion against God and deserves the same end as his friend. He cries out to God to forgive him through Jesus. Adoniram becomes a Christian. His parents are delighted.

Scene 3: (End)

Adoniram begins to live a holy life for God. He goes to school to become a minister and decides to go overseas to Asia to tell people about Jesus.. He and his wife, Ann, sail to Burma. They are deeply troubled by all the idol worship and temples to Buddha, while there is no one to tell the people about Jesus. They work hard and suffer much as they tell others about Jesus. They live next to the dump and the cemetery. They work six, long years before anyone became a Christian. Adoniram is falsely accused of being a spy and is sent to prison. He even has to sleep in a lion's cage. Despite all these difficulties, Adoniram kept thinking about the love of God through Christ. It was this love that saved him from the punishment he deserved for his sins. He wanted others to know that love and forgiveness, too. Adoniram stayed in Burma 34 years and finally died on the ship sailing home. Even to the end, he only thought of the love of Christ.

Bible Truth Tie-In:

The Bible Truth we are learning is: **The LORD Is Holy**. When Adoniram Judson realized his sin before a holy God and the love Jesus showed by dying for his sins, he gave his whole life to tell others. He wanted them to know the same love and forgiveness.

Adoniram Judson in Prison

Description

Children will make a pop-up puppet of Adoniram Judson, being joyful to tell others about the love of God, both in prison and out of prison.

Materials

1 16 oz. plastic cup per child, preferably brown, black or grey
 1 wooden spoon per child
 Scissors
 Black yarn for hair
 Jiggly eyes
 Markers
 White Cardstock or Poster board
 Craft glue
 1 Rubber band per child
 1 Pipe cleaner per child
 Scissors
 Packing tape

Preparing the Craft

1. Carefully cut five or six long, skinny rectangular slits in each cup, stopping about ½" from the top and bottom of cup. These will be the openings between the bars of the prison "cup."
2. Bore a hole in the Middle of the bottom of the cup wide enough for the handle of the wooden spoon to fit.
3. Cut black yarn into hair-sized pieces.
4. Cut out 1 small heart and 1 small cross per child, using Templates #1 and #2 as guides.
5. Make 1 copy of Template #3 per child, cutting out along the slit marks for younger children.

Making the Craft

1. Show the sample of the craft you have made.
2. Have the children twist the rubber band around the handle of the spoon until good and tight. Scoot the rubber band up the handle until it is about ½' below the base of the head of the spoon.
3. Twist the Middle of the pipe cleaner around the Middle of the spoon handle in the space between the rubber band and the head of the spoon. This makes Adoniram's arms and hands. Use the hole in the heart and the cross to slip them onto the end of the pipe cleaner, twisting the ends to secure. 3. Have the children decorate the head of the wooden spoon with facial features and hair for Adoniram Judson. Allow to dry. Also have them decorate their Template #3 which will be the roof of the prison.
4. Slip Adoniram down into his cup "prison" sticking the handle of the spoon through the hole in the bottom of the cup.
5. Use the packing tape to secure the prison roof in place around the edge of the cup.
6. Children can have AJ move in and out of prison by pushing the handle of the spoon up and down.

NOTE: Make sure Adoniram Judson's arms are very short and point up or else they will keep getting caught out of the prison bars and he will not move up and down out of prison easily.

Optional TAKING IT TO OTHERS Activity: Craft Presentation

If you are presenting the craft to other children or parents the children can hold up their crafts (or your model craft) and read their Bible Truth Connection answers to explain the importance of the craft.

CASE CRAFT**Discussion Guide****Instructions:**

As the children are settled into making their craft, ask them these questions to help them understand the craft's significance. Use the answers provided to guide the children's answers.

Discussion Questions

1. Where did Adoniram Judson go to tell others the good news of Jesus?

He went to Burma.

2. What was life like for Judson in Burma? What happened to him when he was accused of being a spy? *He suffered terribly in Burma. They put him in prison. The conditions were terrible. They even kept him in a lion's cage part of the time.*

3. What was Adoniram's response to his suffering? Why?

He had a heart filled with joy because he kept thinking of how great the love God had shown him, a sinner, through Jesus' death on the cross to save him. He was so happy to be able to tell the people of Burma how they could be saved from their sins, too.

4. What is Bible Truth that we are learning?

The LORD Is Holy.

5. What does our craft have to do with our Bible Truth: The LORD Is Holy?

Adoniram Judson did not like to suffer, just like we do not like to suffer. But he counted no suffering too great if it meant that he could share about the great love of God through Jesus with others that they might not have to face the judgment of His perfect holiness but could be saved, too.

6. What can our craft help us remember?

God so loved the world that He sent Jesus to receive the judgment for our sins that God's perfect holiness requires. All who turn from their sins and trust in Jesus will be forgiven.

TAKING IT TO OTHERS**Craft Presentation****Instructions:**

Have children hold up your model craft/their crafts. Choose five children (or you say) the five sections below to explain the craft's importance.

Presentation:

1. Our craft is: Adoniram Judson in Prison

2. In Burma, Adoniram Judson was filled with joy even though he suffered terribly in prison, because he thought much of the love of God who through Jesus had saved him from his sins instead of facing the judgment of His holiness that he deserved.

3. Our Bible Truth is: The LORD Is Holy.


4. Adoniram Judson did not like to suffer, just like we do not like to suffer. But he counted no suffering too great if it meant that he could share about the great love of God through Jesus with others that they might not have to face the judgment of His perfect holiness but could be saved, too.

5. Our craft can help us remember that God so loved the world that He sent Jesus to receive the judgment for our sins that God's perfect holiness requires. All who turn from their sins and trust in Jesus will be forgiven.

Note: Even non-readers can participate in presenting the craft, if you will whisper what they are to say in their ear and let them say it aloud for the others to hear.


Template #1

Cross



Template #2

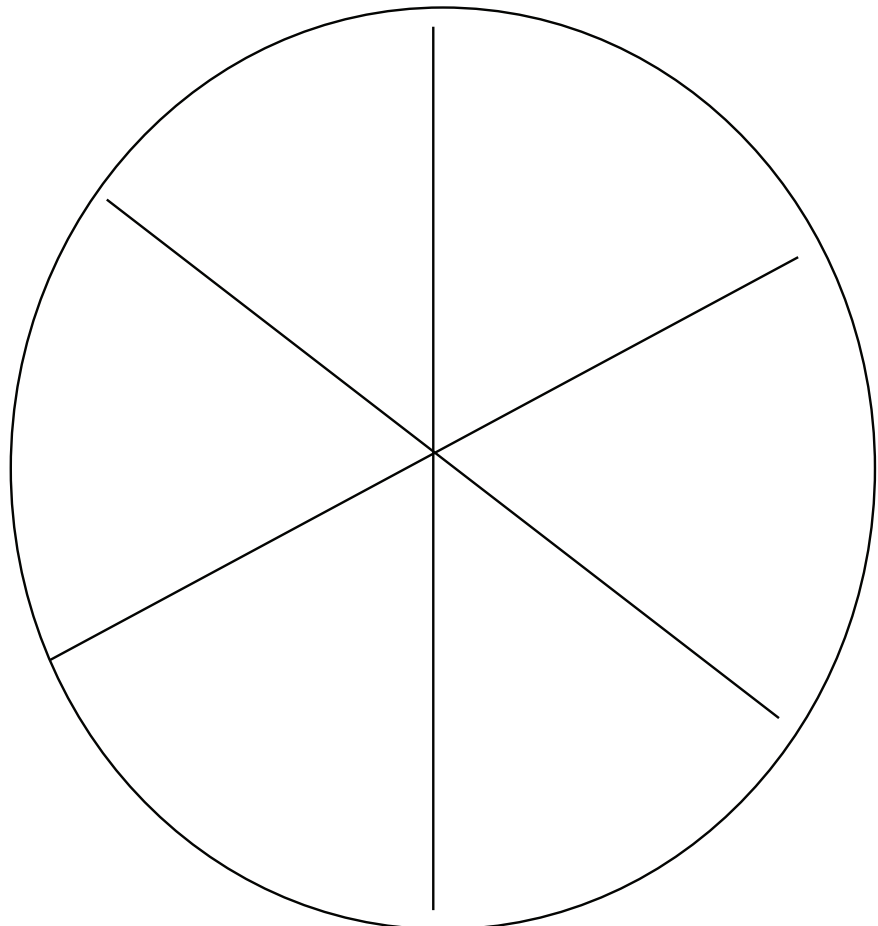
Heart



Template #3

Roof of the
prison

Cut along
dashed lines



BEFORE CLASS:**1. PICK YOUR PERSON**

VIPPs can be anyone in your church! Typically, they fall into 6 categories: Church staff, Elders, Deacons/deaconesses, Special Volunteers (people who aren't paid, but spend a lot of time helping out in particular ways), Supported Workers (aka missionaries), and Church Members.

2. GATHER YOUR FACTS

Use the VIPP Information Sheet to write down the facts about your VIPP. The information on this worksheet is used in the VIPP activities, listed in the "Choose an Activity" section below.

DURING THE ACTIVITY:**1. INTRODUCE YOUR VIPP**

Introduce your VIPP to the children, using the VIPP Information Sheet. Fill in a set of VIPP Clue Cards with the information for your VIPP. If desired, you can even have the actual person come into class for the children to meet.

Need help describing what someone does for the church in a kid-friendly way? Check out the list of common VIPPs on the Praise Factory website in the PFI resources. There are lots of kid-friendly descriptions for common VIPP's, such as pastors, elders, deacons and a lot more.

2. PRAY!

Lead the children in praying for the VIPP. Ask the children if they would like to pray for one of the VIPPs prayer requests. Even non-readers can pray for the VIPP if you whisper the prayer request in their ear, then let them say it aloud. Never force a child to pray!

3. CHOOSE AN ACTIVITY

There are two activities you can use to help the children learn about the VIPP:

VIPP Clue Cards: These are nine coloring sheets in which children fill in the nine things they learn about the VIPP from the VIPP Information Sheet. Photocopy a set of each child. Use as few or as many of these Clue Cards as you desire. Clue Cards found at the back of this book.

VIPP Game: This is a game that uses a set of Clue Cards for one or two VIPPs.

Choose a VIPP and fill in his/her information on the VIPP Information Sheet. Fill in a set of VIPP Clue Cards with the information for your VIPP. Tell the children about the VIPP, having them fill in the VIPP Clue Cards with the key facts as they learn them. Write any words the children need to write on a white-board or other piece of paper so they can see how to spell them. Help younger children write these words on their clue cards. Ideas for how to tell the children about many common VIPPs are listed at praisefactory.org with the resources for this Bible Truth.

Optional TAKING IT TO OTHERS Activity: Introduce and Pray for the VIPP

If you are presenting the VIPP to other children or parents you can assign children to hold up the 10 clue cards and say what each card tells about the VIPP. (Or, you can have the children hold them up as you tell what each one means.) Then lead the children in praying for the VIPP.

Game: Picture Run

Materials

Information for two VIPPs

2 Sets of Clue Cards

Tape

Different color construction paper for each picture.

Preparing the Game

1. Fill in one set of clue sheets for each VIPP you are using.
2. Put all the Clue Cards in a bag, except for the ones with the names and pictures of the VIPPs.
3. Use tape to put up the pictures of each VIPP on a piece of construction paper. Tape each up in a different location/wall around the room.

Playing the Game

Reveal: Tell the children about the VIPPs, showing them your filled-in clue cards as you tell about them.

Review: Put the Clue Cards for the VIPPS put in a bag. Mix up. Have children stand together in Middle of the room. Tell them that you will pull out a clue card, show it to them, and they are to run to the picture of the person who it belongs to. Give them the answer after everyone has run to their guessed person. Continue until all clues have been used up. (If you have a slick floor, you may want to avoid running. Make it fun by giving them a different way to go to each picture, such as skip or hop.)

VIPP INFORMATION SHEET

VIPP NAME:

WHAT VIPP LOOKS LIKE

Man or Woman? _____

Hair color? _____

Eye color? _____

FAVORITE ANIMAL

FAVORITE FOOD

FAVORITE FREE TIME ACTIVITY

WHAT VIPP DOES DURING WEEK

VIPP GROUP OF SERVICE:

Church Member

Deacon

Elder

Church Staff

Special Volunteer

Supported Worker
(Missionary)

3 WAYS VIPP SERVES CHURCH

3 WAYS TO PRAY FOR THE VIPP
