

BIBLE TRUTH 5, LESSON 2: PLANNER/OVERVIEW

GETTING STARTED: Welcome and Opening Songs (*introduce unit and get kids moving with these songs*)

Welcome to Praise Factory: PFI: Praise Factory Investigators Theme Song *PFI ESV Songs 4, Track 1*

Rules to Help Us Worship God and Love One Another: WoGoLOA Classroom Rules Song
PFI ESV Songs 4, Track 2

Big Question Under Investigation: Big Question 4 Songs *PFI ESV Songs 4, Tracks 3,4*
Extra Song: Inspector Graff's Rap: The ABC's of God PFI ESV Songs 4, Track 5

Big Question Bible Verse: 1 Kings 8:23 In Heaven Above Song *PFI ESV Songs 4, Track 6*
Extra Unit 4 Bible Verse: In Heaven Above 1 Kings 8:23, ESV (short version) PFI ESV Songs 4, Track 7
Extra Unit 4 Bible Verse: In Heaven Above or Earth Beneath 1 Kings 8:23, ESV (other version) PFI ESV Songs 4, Track 8
Extra Unit 4 Bible Verse: O, O LORD 1 Kings 8:23, ESV (other version) PFI ESV Songs 4, Track 9
Extra Unit 4 Bible Verse: I Am God Deuteronomy 32:3-4, HSCB, PFI ESV Songs 4, Track 10

DIGGING DEEP DOWN: Key Concept and Story (*introduce the Bible Truth and tell the related story*)

Bible Truth 5: The LORD Knows Everything There Is to Know

Bible Truth Hymn: Immortal, Invisible *PFI ESV Songs 4, Track 23*

Bible Verse: Daniel 2:20-22

Bible Verse Song: Blessed Be the Name of God *PFI ESV Songs 4, Track 24*
Extra Bible Verse Song: May the Name of God Be Praised: Daniel 2:20-22, HCSB PFI ESV Songs 4, Track 25

Lesson 2 Story of the Saints: The Case of the Million Mile Man

TAKING ACTION: Response Activities (*choose from among these activities*)

Snack and Discussion Planner: Sheldon in a Log

ACTS Prayer: Prayer Sheet

Bible Truth Review: Discussion Questions and Game: Squirrel and Nut

Bible Truth Hymn: Immortal, Invisible *PFI ESV Songs 4, Track 23*
Song, Sign Language and Song Game: Pass the Secret Sign **PFI ESV Songs 4 BOOK or ONLINE**

Bible Verse Review: Daniel 2:20-22 Discussion Sheet and Game: Protectors

Bible Verse Song: Blessed Be the Name of God *PFI ESV Songs 4, Track 24*
Song, Sign Language and Song Game: Mimic Me! **PFI ESV Songs 4 BOOK or ONLINE**

Story Review: Discussion Questions and Game: Stepping Stones

Case RePlay, Jr: Drama Activity for Youngest Children (children do same story actions together)

Case RePlay, Sr: Drama Activity for Most Children (children re-tell story with individual parts)

Craft: Native Americans

VIPP (Very Important Prayer Person) Prayer Time: Coloring Sheets (back of book) and Game: Beanbag Toss In

TAKING IT HOME: Take Home Sheet for Review and Family Devotions

PFI Pronto: Bible Truth 5, Lesson 2 **PFI ESV Prontos 4 BOOK or ONLINE**

The Case of the Million Mile Man

by Connie Dever

Our story is called:**The Case of the Million Mile Man.****As you listen to the story, see if you can figure out:**

1. Who was the Million Mile Man? Why was it so surprising he traveled so much?
2. Who was sure that he couldn't do this? Why did he know that he could?

This story doesn't take place in Bible times. It starts in 1837, in Esperance, New York...in the middle of a fire!

Giant flames of fire and great billows of smoke engulfed a little log house and the land around it. Out of the hot flames, a man and his wife ran for their lives, clutching their only child—a three year old little boy.

When they were a safe distance away, the parents bowed their heads and thanked God: "Lord, we thank You for saving our little boy, Sheldon, from dying in a fire two times! You saved when he rolled into the fireplace and caught on fire as a tiny baby. And now today, You have saved him from being killed in this terrible fire," they prayed. "You are the great God who knows all things. Surely You have saved his life two times because of some great purpose You have for him. So right now, we dedicate him to You to use him one day to tell others in faraway places about Your Son, Jesus. Give us wisdom to know how to raise him best for Your purposes. Guide him so he might know what Your will is," they asked God. And from then on, Sheldon and his parents never forgot that prayer.

Sheldon grew up much like all the other little boys in the farmlands of New York. He chopped wood, hoed the crops in the fields, milked cows, and had fun playing in the streams and woods. But always in the back of his mind, Sheldon thought of the special calling the Lord had for him. He knew God was the God who knows everything there is to know, so he would pray,

"Lord, even though I do not know what faraway people You are preparing me for, You do. Guide me so that I might know what Your will is. Teach me more and more about You and Your Word. Prepare me for what You have planned for me, whatever it might be," Sheldon prayed.

Every Sunday, Sheldon and his parents would ride in their wagon many long miles over bumpy, dirt

roads. Nothing would keep them away, not even the feet of snow and the bitter winds that swept over New York in the long winters. They would put the ax and shovel in their sleigh, pack plenty of food, place heated soapstone rocks on their laps, bundle up in thick, buffalo robes and set off at dawn for the three-hour-long journey to church. As they rode along, they often told over and again tales from faraway places like Siam in East Asia, and of men who did great things for God.

As Sheldon grew up, he wasn't satisfied to just hear stories of the great things others did for the Lord. He wanted to do them himself. So he went off to school to get special training to be ready to go to the faraway place the Lord was preparing for him. He studied as hard as he could. And as he studied, his heart filled up with a love for the people of Siam. Sheldon knew God was the God who knows everything there is to know. Perhaps God had put this love in Sheldon's heart to prepare him to go there.

So Sheldon would pray, "Lord, even though I do not know which faraway people You are preparing me for, You do, for You are the God who knows everything there is to know. Guide me so that I might know what Your will is. Help me to learn all I can so that I will be the best missionary I can be. Teach me more and more about You and Your Word. Prepare me for what You have for me, whatever it might be. And, Lord, if it be Your will, let it be Siam."

Finally, Sheldon finished school and sent in his application for work in Siam with the Foreign Mission Board. Eagerly, he waited and waited for their reply. At last one day it came. Trembling with excitement, Sheldon

Story-telling Tips

Ahead of time:

1. Read the Bible verses and story. Pray!
2. Create story cue cards on index cards (or highlight text).
3. Practice telling story dramatically, timing your presentation. Shorten, if necessary to fit your allotted time.
4. Decorate area with story props that help bring your story alive.

During your presentation:

1. Maintain as much eye contact as possible as you tell the story. Point to/use props at important points in the story. Include the kids in your story with a few questions about what they think will happen or words/concepts that might be new to them.
2. Watch the kids for signs that their attention span has been reached. Shorten, if necessary.

STORY OF THE SAINTS**P.2**

opened up the letter and read:

Dear Sir,

You are a fine man, well trained and godly. However, you are barely 5 feet tall—that is just too short. You have weak eyes and many stomach problems. You do not seem strong enough to survive the hardships of Siam. We regret to inform you that your request to go to Siam has been rejected. Thank you for your application and may God bless you in His plans for your life.

Sincerely,

The Foreign Mission Board

Sheldon was in shock! He couldn't believe it! From the time he was only four years old, he had felt sure that God had been preparing him to go to a faraway people. Had he been wrong? He always believed that the Lord was the God who knows everything there is to know. Had God not known the Foreign Mission Board would reject him? There must be some mistake!

"No," thought Sheldon, "the Lord IS the God who knows everything. He knew what the Foreign Mission Board would do. It must not have been His plan for me to go to Siam."

"Lord," he prayed, "now I know that You do not want me to go to Siam. But I still know that there is a faraway people You are preparing me for. Guide me so that I might know what Your will is. Prepare me for what You have for me, whatever it might be, even though it isn't Siam. I know You will show me where You do want me to go."

It was not long before Sheldon received his answer. The LORD did have a faraway people for him to go to, but they were not far away in the east in Siam. They were far away in the Wild West of America. There were thousands and thousands of Native Americans who had never heard about Jesus. There were thousands and thousands of settlers heading west on their wagons with no one to teach them the Bible. This was what the Lord had planned for him to do.

Sheldon Jackson and two of his friends stood high on a bluff, looked West and prayed,

"Lord, you know all things. You know the plans You have. You know about the faraway peoples out there in the West who need to know about You. Lord, help us

to win the West for You!" And with that prayer, Sheldon set out West.

Was Sheldon crazy? The Foreign Mission Board had looked at his application and decided he wasn't fit for Siam, could he really handle the Wild West? Yes, he could! Why? Because the Lord, the God who knows everything there is to know, suited Sheldon Jackson for it perfectly.

This man, who had not been big enough to go to Siam, was just small enough to easily fit inside an Indian teepee and talk to the Indians inside about "The Great Father in the Sky." He was just the right size to curl up in a canoe, or fit on a narrow mountain ledge, or squeeze into a hollow log for the night. He was just the right size for what the Lord wanted him to do.

And this man who the Foreign Mission Board thought too small to face the Siamese people, God made courageous enough to ride into dangerous Indian territory with little more than a Bible in his horse's saddlebag and a shotgun resting on his lap (just in case), and stand up to Indians trying to scalp him. He made Sheldon was brave enough to not give into stagecoach robbers pointing twelve revolvers at his head; and even brave enough to leap off of an out-of-control wagon as it tumbled off of a steep mountain cliff!

And this man, who they thought too sickly to survive in Siam, the Lord gave strength to travel almost a million rough and hard miles the next forty years! He traveled by railroad, by stagecoach, by foot, by horse, by mule-train, by ox-cart, and even by reindeer sleigh. And he did in everything from the hot, hot sun in the dry, lifeless deserts of the West to the bitter cold and deep, deep snow of Alaska!

Everywhere Sheldon Jackson went people joked at how little, weak and sickly he looked; but then they were amazed at the great boldness with which he shared about the Lord. What made the difference between the way Sheldon looked and what he did? It was his complete trust in the Lord who was the great God who knew everything there is to know.

Even a little child he had known that the Lord was preparing him for a faraway people. What did he have to worry about when the great God who had planned this for his life was the great God who knows everything

there is to know? Why doubt a God like that? Surely He knew just what He was doing!

Yes, the Lord certainly did! By the time Sheldon Jackson retired from his work, fifty years later, he had started one hundred churches and seen many settlers and Native Americans all over the West come to know Jesus as their Savior.

Cracking the Case:

It's time to answer our Case Questions.

1. Who was the Million Mile Man? Why was it so surprising he traveled so much? Sheldon Jackson. He had health problems that should have kept him from doing them.

2. Who was sure that he couldn't do this? Why did he know that he could? The Foreign Mission Board. If the Lord who knew all things was calling him to be a missionary, then surely he would be able to do whatever was required.

Something For You and Me

Our Bible Truth is:

The LORD Knows Everything There Is to Know

Our Bible Verse is: Daniel 2:20-22

"Blessed be the name of God forever and ever, to whom belong wisdom and might. He changes times and seasons; he removes kings and sets up kings; he gives wisdom to the wise and knowledge to those who have understanding; he reveals deep and hidden things; he knows what is in the darkness, and the light dwells with him."

Many have called Sheldon Jackson the most amazing missionary that America has ever known; yet, he was a smaller, weaker, and sicklier man than most. They thought he didn't look like he would amount to much, but it just goes to show, that it doesn't really matter what other people think. What really matters is what the LORD--the God who knows everything there is to know--thinks.

If Sheldon Jackson was here right now, I'm sure there are two things he would want you and me to know. The first one is the good news of Jesus: that all who turn away from their sins and trust in Jesus as their Savior will be saved.

The second thing Sheldon Jackson would want us to know is: God's people shouldn't worry if others don't think they will amount to much. Let God be the one who decides that! He is the God who knows everything there is to know. He knows what plans He has for His people--great plans to do great things for Him!

Like Sheldon Jackson, let's praise the Lord for knowing everything there is to know. And let's ask Him to use us to do great things for Him.. Let's ask Him to help us to trust not in how weak or strong we look, but His perfect knowledge of what He wants us to do.

Close in prayer.

Closing ACTS Prayer

A God, we praise You for being the God who gives power to Your people to do whatever You want them to do...even if it looks impossible to others!

C God, we confess that many times we give up too easily from doing things that seem too hard. We forget that You know all things and can help us do whatever You want us to do.

T God, we thank You for Your amazing plans and Your great strength to bring them about in us. Nothing will ever defeat You!

S God, we ask that You would work in our hearts that we might turn away from our sins and trust in Jesus as our Savior. Give us wisdom to know what You want us to do. Give us strength to do great things for You.

Special Words

Foreign Mission Board: An organization (group of people) who work together to send people to other countries to share the good news of Jesus.

Siam: The old name for the country of Thailand, in East Asia.

ACTS PRAYER ACTIVITY

Use this sheet to write down your ACTS Prayer

Instructions:

Use this sheet to help the children apply the Bible Truth into a prayer. You can use the ACTS provided or even better, have the kids think of their own applications. Also have the children add their personal requests to the prayer, too. Lead the children in the prayer or let them pray sections, with your help. Never force a child to pray! Non-readers can participate by you whispering a section of the prayer into their ear and allowing them to pray it aloud for the group.

ADORATION:

God, we praise You for
being.....

Add your own
Adorations:

CONFESSION:

God, we confess that many times we doubt Your wisdom and Your plans, even though we know that You know all things. We need a Savior!

God, we have sinned
against You....

Add your own
Confessions:

THANKSGIVING:

Thank You, God for choosing to use all Your great wisdom and knowledge to fulfill all Your perfect plans. Thank You for sending Jesus as part of that perfect plan

God, we thank You for...

Add your own
Thanksgivings:

SUPPLICATION:

God, search our hearts and help us to see the things we do that displease Him that we can't or don't want to see. Work in our hearts, that we would turn away from our sins and trust in Jesus as our Savior. Help us to trust Your good plans, made in Your perfect knowledge of all things.

God, we need Your help...

Add your own
Supplication:

SNEAKY SNACK

Can you figure out how this snack relates to the story?

Snack: Sheldon in a Log

Ham and Cheese slice “log” (held in place with a toothpick) with teddy graham “Jackson Sheldon” inside of it.

This is only a suggestion. Feel free to modify. Be mindful of allergy issues among your children!

Case Tie-in: Sheldon could have been discouraged when the Mission Board told him he was not fit to go overseas as a missionary. But instead, Sheldon chose to believe in the LORD, the God who is everywhere, all the time. He knew the LORD knew exactly where he should go and what he could do to tell others about Jesus. And sure enough, the LORD used the way Sheldon was--even his little size that allowed him to fit inside the log-- to be just right to do the things he would need to do to tell many people in the West the good news of Jesus.

SOUL FOOD

Food for thought during snack time

1. What does the snack have to do with the story?

Choose a few questions from the other activity discussion sheets to talk about during this snack time.

2.**3.****4.****5.****6.****7.**

BIBLE TRUTH 5 REVIEW**P.1**

Directions: Read and discuss Bible Truth, using a FEW of the questions. Play game. Feel free to modify the game to fit your children.

The LORD Knows Everything There Is to Know

God gave people minds to think and to learn with. From birth, people begin to learn things and they keep on learning their whole lives. But still, they die still not knowing many things.

God is very different from people. God knows everything in the whole universe and more. He knows everything about us, even what we are thinking in our hearts or do when no one else can see. He knows all of the past, the present, and even the future. No one has ever taught God anything. He just knows it. God is “omniscient”—all knowing.

Understanding the Bible Truth

1. What is the difference between how God is and how man is?

Man is finite and can only do certain things. God is infinite and He can be everywhere, all the time.

2. When did God begin and when will He end? *Never. He has always existed.*

3. What is amazing about what God knows? *He knows all things; He knows everything that will happen even before it happens.*

4. What is the difference between knowing and planning something to happen? *Planning is more than just knowing; it works things out to happen a certain way.*

5. Why is it so wonderful that God doesn't just know what will happen but works everything out according to His will? *Only the Lord is perfectly good, loving, wise, etc. Nothing could possibly be better than for Him to shape what happens according to His will.*

6. What kinds of things is God able to do everywhere, all at the same time? *Hear and answer all His people's prayers, protect and help them no matter where they are, works everything out in perfect timing, according to His will.*

Story Connection Questions

1. How does the case story point to the **Bible Truth: The LORD Knows Everything There Is to Know**? How did the Sheldon Jackson show that the Lord Knows Everything There Is to Know?

He did not worry when he could not work in Siam. He trusted that the LORD knew all of this and had a different plan for him. He waited and the LORD give him the wisdom he needed to know what he should do.

Bible Verse Connection Question

1. What does our Bible Truth have to do with our Bible Verse: **Daniel 2:20-22**: “Blessed be the name of God forever and ever, to whom belong wisdom and might. He changes times and seasons; he removes kings and sets up kings; he gives wisdom to the wise and knowledge to those who have understanding; he reveals deep and hidden things; he knows what is in the darkness, and the light dwells with him.”?

The LORD is the God who knows everything there is to know. He is completely wise. There is nothing that can be hidden from Him. He is the one who gives wisdom to make wise people wise.

Life Application Questions

1. What are some ways God's people can show that they believe The LORD Knows Everything There Is to Know? *When they are lonely, scared, discouraged, feel helpless, they can cry out to Him and have peace because they know that He hears them and acts only according to His perfect will.*

2. How can we become God's people? *By turning away from our sins and trusting in Jesus as our Savior.*

ACTS Questions

1. What is something we can praise God for because of this Bible Truth?

Praise God for knowing everything there is to know.

2. What are sins we can confess to God because of this Bible Truth?

Confess that even though God knows everything there is to know, and His perfect plans for us and this world reflect that, we still grumble and rebel against Him when things do not go the way we think they should go. We need a Savior!

3. What is something we can thank God for because of this Bible Truth?

Thank God for knowing all of our sin, even before we sinned once, and chose to send Jesus that we might be saved from our sins.

4. What is something we can ask God for because of this Bible Truth?

We can ask God to help us to trust Him and His perfect plans because He knows everything there is to know and always does what is best. We can ask Him to work in our hearts, that we would turn from our sins and from wanting things to go our own way, and trust in Jesus as our Savior and ask God to live out His good plans in us.

The Gospel

1. The LORD Knows Everything There Is to Know. He knows we are all sinners. Is there any hope for us? What is the gospel?

God is the good Creator and King of the world. He made people to worship Him and live by His good laws. But we are all sinners who've rebelled against Him. We all deserve death--God's just, eternal punishment for our sins. How terrible! But God has good news for us. In His great mercy, God sent His Son, Jesus to earth as a man to save sinners. He lived the perfect life that pleases God. (He's the only one who's ever done that!) He offered it up to God His Father as the perfect sacrifice for sins when He suffered and died on the cross. Then, on the third day, Jesus rose from the dead in victory. He had fully paid for the sins of God's people, so they wouldn't have to! Now all who turn away from their sins and trust in Jesus as their Savior will receive forgiveness of sins and eternal life with God. They will be His very own special people who will know Him and enjoy Him forever. We can be God's people, too, if we turn from our sins and trust in Jesus as our own Savior.

Game: Squirrel and Nut

Materials

Marble

Chairs

Bible Truth Questions

Preparing the Game

1. Choose 20+ questions for your game from the Bible Truth Discussion Questions, or make up your own.
2. Write the Bible Truth questions on small thin strips of paper (or make a photocopy of the Bible Truth Discussion Questions and Simply cut them into strips) and put them in the bag/bowl.

Playing the Game

Have children seated in chairs in a circle, with their heads down and their eyes closed. "It" is in the Middle and is holding the marble. He walks around quietly and chooses someone's lap to drop the marble into. The person who receives the marble jumps up and chases "It" around the circle and tries to tag "It" before "It" gets to the chair and sits down. Either the tagged old "It" or the new "It" gets to choose a question from the bag for the class to answer. Play continues after the question is answered. Be careful about running on slick floors! You may want to ask the children to walking rapidly instead.

Game continues as number of questions, time, and attention span allow.

Optional TAKING IT TO OTHERS Activity: Quiz Questions

Have the children choose a few of the questions from the game to ask the parents/other children during TAKING IT TO OTHERS time. Help pre-readers by whispering the question in their ear and letting them ask it aloud to the parents/other children. Make sure you read the Bible verse aloud before you ask your questions.

Directions:

1. Write words to song in large print before class.
2. Play the song for the children, helping them follow along on the song sheet.
3. Discuss the song, using a few questions from the discussion sheet. *Don't use them all!*
4. Introduce sign language for key words of your choice from sign language sheet for your song. Use as few or as many as you think the children can learn.
5. Sing and sign the song. Sign language as well as large format lyrics and sheet music are found in the PFI Unit Songbook or online.
6. If desired, play the Song Game.

Optional TAKING IT TO OTHERS Activity: Presenting and Singing the Song

1. Sing and sign the song, encouraging the watching children/parents to join in.
2. Ask the class some of the questions listed below. The Bible Truth Connection Question is particularly good to help them understand how the song ties in with the Bible Truth.

Immortal, Invisible

Immortal, invisible, God only wise,
 In light inaccessible,
 Hid from our eyes,
 Most blessed, most glorious,
 The Ancient of Days,
 Almighty, victorious,
 Thy great name we praise.

Listen to it on PFI ESV Songs 4, Track 23

Understanding the Song

1. Who is Immortal, Invisible, God only wise? *The LORD.*
2. What does "immortal" mean? *Not mortal--will never die.*
3. What does "invisible" mean? Why is God invisible? *Cannot be seen. He is invisible because He is only spirit—He doesn't have a physical body like we do.*
4. If Jesus is God, why isn't He invisible? *Because He took on a human body when He lived on earth. He is completely man and completely God.*
5. What does "wise" mean? *To know and to act according to God's perfectly good & loving ways.*
6. What does it mean that God is "only wise?" *Never makes a bad decision. He always knows the right thing to do and always does what is perfectly good and loving.*
7. What does "in light inaccessible hid from our eyes" mean? *God is a spirit, surrounded with the incredible bright light of His glory. But He, in all His glory, is inaccessible (something we cannot see or get to) here on earth because we are sinful people. We cannot stand in His perfectly holy presence.*
8. Who is the "Ancient of Days" and what does that mean? *The LORD is. To be ancient means to have been alive a long time ago. The LORD has always lived. There was never a time when the LORD did not live. He lived even before there were days. So He is called the Ancient of Days.*
9. What does it mean that the LORD is "most blessed, most glorious...almighty, victorious?" *He is the very best of everything there is, He is completely, purely holy, He is all powerful, His good plans will always win over evil.*

Bible Truth Connection Question

1. How does this song relate to our Bible Truth: **The LORD Knows Everything There Is to Know?**

The LORD is the Ancient of Days—He has always lived. He has always known what has happened, everywhere in the whole universe and beyond.. He is Immortal—He will never die, but always live to know everything. He is only wise—He always knows what is best and always does what is best. Because He is almighty and victorious, everything in the past, present and future always will be the working out of His perfect will.

Story Connection

1. How does this song relate to today's story? *The LORD is the Ancient of Days He knew from even before Jackson was born the plans He had for his life. Even when Sheldon Jackson was rejected for work in Siam, it was not because God's plan had failed for him. The Lord is the God only wise. He is almighty and victorious in His plan. He always had planned for Jackson to go to the American Indians. Sheldon Jackson believed these things about the Lord and trusted in Him always.*

Bible Verse Connection Question

1. What does this hymn have to do with our Bible Verse: **Bible Verse: Daniel 2:20-22:** "Blessed be the name of God forever and ever, to whom belong wisdom and might. He changes times and seasons; he removes kings and sets up kings; he gives wisdom to the wise and knowledge to those who have understanding; he reveals deep and hidden things; he knows what is in the darkness, and the light dwells with him."?

Daniel could tell Nebuchadnezzar his dream and it's meaning because the LORD reveals deep and hidden things. He gives wisdom to the wise and knowledge to the discerning. Daniel didn't depend on his own knowledge. He depended upon the LORD's.

Life Application Questions

1. How can God's people be affected by the message of this song? *They can praise God for being without beginning (Ancient of Days) and without end (Immortal). They can ask Him to give them wisdom to live as according to His perfectly good and loving ways. They can trust His good plan for themselves and others, because He really is the God Who Know Everything There Is to Know.*

2. How can we become God's people? *By turning away from our sins and trusting in Jesus as our Savior.*

ACTS Questions

1. What is something we can praise God for from this hymn?

Praise God for being Immortal, Invisible, the God who alone is wise.

2. What are sins we can confess to God from this hymn?

Confess that even those God is God only wise, that we foolishly choose to disobey His good ways. We deserve God's punishment! We need a Savior!!

3. What is something we can thank God for from this hymn? *We can thank God for the wisdom He gives us through His Word, the Bible.*

4. What is something we can ask God for from this hymn?

That God would work in our hearts that we might turn from our sins and trust Jesus as our Savior. Ask Him to give us wisdom and strength to live for Him.

Gospel Question

1. God is most glorious, all wise, worthy of all our worship. But, people have not worshiped Him as He deserves. They deserve His punishment! Is there any hope? What's the gospel?

God is the good Creator and King of the world. He made people to worship Him and live by His good laws. But we are all sinners who've rebelled against Him. We all deserve death--God's just, eternal punishment for our sins. How terrible! But God has good news for us. In His great mercy, God sent His Son, Jesus to earth as a man to save sinners. He lived the perfect life that pleases God. (He's the only one who's ever done that!) He offered it up to God His Father as the perfect sacrifice for sins when He suffered and died on the cross. Then, on the third day, Jesus rose from the dead in victory. He had fully paid for the sins of God's people, so they wouldn't have to! Now all who turn away from their sins and trust in Jesus as their Savior will receive forgiveness of sins and eternal life with God. They will be His very own special people who will know Him and enjoy Him forever. We can be God's people, too, if we turn from our sins and trust in Jesus as our own Savior.

Song Game: Pass the Secret Sign

Materials

Sign Language signs used in song, particularly choose words with important meanings you want the children to learn, such as “grace”, “redeem”, etc.

Bag or bowl

Blindfold

Preparing the Game

1. Cut out signs and put in bowl.

Playing the Game

1. Practice the song and signs until the children know them well.
2. Have all the children stand in a tight circle, except one, “It.” who will stand in the Middle of the circle, blindfolded.
3. Have the children in the circle to put their hands behind their backs. Choose a sign from the bag and hand to a child in the circle, still keeping hands behind their backs, not looking at the sign.
4. When “It” says “Pass the Secret Sign”, the children will begin to pass the sign around behind their backs.
5. When “It” says “Stop the Passing!” the child who has the sign freezes with the sign behind his back.
6. The child with the sign brings it around and looks at it. You can help the child practice the sign.
7. Then take the blindfold off of “It”, watch the child with the card do the sign, then have “It” guess the name of the sign. (If desired, “It” can ask another child in the circle for help with their guess.)
8. The holder of the sign then becomes “It.” Sing the song with all the signs, then repeat.

BIBLE VERSE REVIEW

choose a FEW questions for discussion, then choose the game and/or music activity

Meditation Version: Daniel 2:20-22

"Blessed be the name of God forever and ever, to whom belong wisdom and might. He changes times and seasons; he removes kings and sets up kings; he gives wisdom to the wise and knowledge to those who have understanding; he reveals deep and hidden things; he knows what is in the darkness, and the light dwells with him."

Alternate Memory Version: Daniel 2:20,21

"Blessed be the name of God forever and ever, to whom belong wisdom and might...he gives wisdom to the wise and knowledge to those who have understanding; he reveals deep and hidden things; he knows what is in the darkness, and the light dwells with him."

Understanding the Bible Verse

1. What does it mean for the name of God to be blessed? What two things about God is He especially being blessed for being? *"Name" doesn't just mean what you call someone. It also means what someone is like. To be blessed is another way of saying that we praise God for what He is like. God's wisdom and power are especially being praised in these verses.*
2. What is God's wisdom like? *He always knows what is best and always acts according to His perfectly good and loving ways. He also knows everything there is to know about everything He has made. He even knows all of the past, present and future.*
3. What is God's power like? *He is more powerful than anyone else. He only uses His power in wise ways—to act according to perfectly good and loving ways. He changes times and seasons. He is in control of kings coming into power and losing their power to rule.*
4. What does it mean to be wise? What is always the wise thing to do? *To know and do the right thing in any situation. To act according to God's perfectly good and loving ways.*
5. What are deep and hidden things? *Not things that are deep and hidden in a hole. Deep things also means really important things. Hidden things are things that are hard—or even impossible—for humans to know or understand, unless God tells them, such as the future.*
6. What does it mean that God knows what "is in the darkness" and that "light dwells with him"? *It doesn't mean that He can see in the dark (although He can) or that He is surrounded by light (although He is). It means that things people think no one can know (like secret things they think or do), or things that people can't know (like the future), God knows. His knowledge of all things is like how turning a light on in a dark room let's you know what is in it—nothing can be kept away from God's knowledge of it.*

Bible Truth Connection Question

1. What does this verse have to do with the **Bible Truth: The LORD Knows Everything There Is to Know?** *The Lord is the God who knows everything there is to know. He is completely wise. There is nothing that can be hidden from Him. He is the one who gives wisdom to make wise people wise.*

Story Connection Questions

1. What does this verse have to do with today's story? *From a very early age, the Lord had been revealed to Sheldon Jackson the future that he would be a missionary to a faraway people. Jackson trusted in God's wisdom when he didn't get to go to Siam and asked Him to show him what to do. The Lord gave him the wisdom he needed.*

Life Application Questions

1. How can God's people apply this verse to their lives? *They can trust that God is always doing what is best in His plans because He alone knows all things and always acts according to His perfectly good and loving ways. They can ask Him to give them the wisdom they need to be discerning in what they do.*
2. How can we become God's people? *By turning away from our sins and trusting in Jesus as our Savior.*

ACTS Questions

1. What is something we can praise God for from this Bible verse?

Praise God for being all wise and powerful.

2. What is something we can confess to God from this Bible verse? *Many times we choose to disobey God even though we know He is all wise and always knows what is best. We deserve His punishment! We need a Savior!*

3. What is something we can thank God for from this Bible Verse?

We can thank God for the wisdom He gives to His people to make them wise.

4. What is something we can ask God for from this Bible Verse?

We can ask God to work in our hearts that we would want to turn away from disobeying Him and trust in this wonderful Jesus as our own Savior. We can ask Him to work in our hearts and give us wisdom to live for Him.

Gospel Question

1. God's plan to save His people through His Son Jesus is God's greatest display of His wisdom and power. Can you tell me God's plan of salvation? What is the gospel?

God is the good Creator and King of the world. He made people to worship Him and live by His good laws. But we are all sinners who've rebelled against Him. We all deserve death--God's just, eternal punishment for our sins. How terrible! But God has good news for us. In His great mercy, God sent His Son, Jesus to earth as a man to save sinners. He lived the perfect life that pleases God. (He's the only one who's ever done that!) He offered it up to God His Father as the perfect sacrifice for sins when He suffered and died on the cross. Then, on the third day, Jesus rose from the dead in victory. He had fully paid for the sins of God's people, so they wouldn't have to! Now all who turn away from their sins and trust in Jesus as their Savior will receive forgiveness of sins and eternal life with God. They will be His very own special people who will know Him and enjoy Him forever. We can be God's people, too, if we turn from our sins and trust in Jesus as our own Savior.

Game: Protectors

Materials

Bible verse written up in large print so that all can see
 One paper cup for each student
 2 manila folders or 4 empty paper towel tube
 Masking tape
 Foam or other soft-surfaced balls, ideally one for every child.

Team A Invaders (rest of team)

X X X X X Team A Cups

Team A Protectors (1 or 2 children)

Team B Protectors (1 or 2 children)

X X X X X Team B Cups

Team B Invaders (rest of team)

Preparing the Game

1. Use the masking tape to make X's to show placement for each team's cups.
2. Cut manila folder along seam into 2 sheets. Roll up each sheet along the short side and tape seam.

Learning the Verse

Some or all of your children may be non- or early readers. Teach the verse in sections, having them say it after you. Repeat a few times. Add clapping or other movement as they say it.

Directions

1. If desired, lead the children in a discussion of a **FEW** of the most important questions before beginning game.
2. Explain the game to them as follows:

Divide the children into two teams. Have the children on both teams set up their cups on the X's. Designate one or two children from each team to be the "Protectors" for their team's cups. These children will stand in front of their team's cups and ward off invading balls that the other team is ROLLING (not throwing) to knock down their cups. Arm each protector with one or two of the manila envelope/paper towel tubes. Have all the other of Team A and B stand back behind their team's cups. Give them the foam balls to ROLL at the other team's cups. Play begins as everyone says the verse together. When you say "go" both teams begin rolling and protecting the cups until you tell them to stop, gathering up the balls and rolling them back at the other team's cup when they come their direction. Allow 30 seconds or a 1 minute for each round. Maybe longer if the protectors are particularly good or the invaders are particularly unsuccessful at knocking down the cups. The number of cups knocked down are the number of points each team gets for the round. If desired, you can have each team say the verse to earn the points. Otherwise, set up the cups again, designate new protectors and have everyone say the verse. When you say "go", children begin Round 2 of rolling and protecting.

Game continues as time and attention span allow.

Non-competitive Option

This game is difficult to do completely non-competitively. You can choose to not keep track of points.

Optional **TAKING IT TO OTHERS** Activity: Quiz Questions

Have the children choose a few of the questions from the game to ask the parents/other children during **TAKING IT TO OTHERS** time. Help pre-readers by whispering the question in their ear and letting them ask it aloud to the parents/other children. Make sure you read the Bible verse aloud before you ask your questions.

Directions:

1. Write words to song in large print before class.
2. Play the song for the children, helping them follow along on the song sheet.
3. Discuss the song, using a few questions from the discussion sheet. *Don't use them all!*
4. Introduce sign language for key words of your choice from sign language sheet for your song. Use as few or as many as you think the children can learn.
5. Sing and sign the song. Sign language as well as large format lyrics and sheet music are found in the PFI Unit Songbook or online.
6. If desired, play the Song Game.

Optional TAKING IT TO OTHERS Activity: Presenting and Singing the Song

1. Sing and sign the song, encouraging the watching children/parents to join in.
2. Ask the class some of the questions listed below. The Bible Truth Connection Question is particularly good to help them understand how the song ties in with the Bible Truth.

Blessed Be the Name of God

Listen to it on PFI ESV Songs 4, Track 24

Refrain

Blessed be the name of God forever and ever,
Blessed be the name of God forever and ever,
Blessed be the name of God forever and ever,
To whom belong wisdom and might, To whom belong wisdom and might.

He changes times and seasons; He gives wisdom to the wise,
He reveals deep and hidden things; He knows what in the darkness lies,
And the light dwells with him, And the light dwells with him,
To you, O God of my fathers, To you, O God of my fathers,
I give thanks and praise, I give thanks and praise. *Refrain*

Daniel Chapter Two, verses twenty through twenty-three.

Song Game: Mimic Me!

Materials

Sign Language
Song

Preparing the Game

None.

Playing the Game

1. Practice the song and signs until the children know them well. Choose a person to be the leader and let them decide upon an action for everyone to do as they sing the song, such as jump on one foot, etc.
2. Sing the song while doing the chosen action.
3. Select another child to be the leader.
4. If desired, you can choose a different action for different important words in the song, such as jump on one foot when you sing the word "grace", but clap your hands when you sing the word "Jesus". Ask the children the meaning of each of the words before adding in their action.

Game continues as number of questions, time, and attention span allow.

STORY REVIEW**P.1**

Directions: Read and discuss Bible Truth, using a FEW of the questions. Play game. Feel free to modify the game to fit your children.

General Story Questions

1. How did the Lord save Sheldon Jackson's life when he was a little boy? *Saved him from being killed in fires twice.*
2. What did his parents think that it must mean that Sheldon's life had been saved twice? *That the Lord had a great plan for him to go tell faraway people about Jesus.*
3. What did Sheldon and his parents do to begin to prepare him for what the Lord had for him?
Went to church even though it was a long way away; learned about faraway people and places, and about men who did great things for God.
4. What was hard about going to church? *Very far away on rough roads; lots of snow in the winter.*
5. Why did Sheldon want to go to school? *To prepare for what the Lord had in store for him.*
6. Where did he hope to go as a missionary? *Siam.*
7. Why didn't Sheldon get to go to Siam? *Foreign Mission Board said he was too short, too sickly and wouldn't be able to endure the hardships of Siam.*
8. When Sheldon got the rejection letter, how did he show he trusted that the Lord really did know everything there is to know? *He didn't panic or get upset. He prayed and asked God to guide him.*
9. What did Sheldon do with his friends before he went West? Why? *Prayed. They knew that only in the Lord's strength and with the Lord's wise guidance could he "win the West for Jesus."*
10. How did the Lord perfectly suit Sheldon for the Wild West? *Small enough to fit in teepee, mountain ledge, in log.*
11. What did Sheldon do that showed he really did was not too weak or sickly to be a missionary?
He survived attacks and scalplings from Native Americans and stick-ups from robbers. He jumped out of a fast-moving wagon and even traveled a million, hard miles.
12. What did the Lord use Sheldon Jackson to do in his fifty years in the West?
To plant a hundred churches and tell many people about Jesus.

Bible Truth Connection Questions

1. What does this story have to do with our **Bible Truth: The LORD Knows Everything There Is to Know**? How did Sheldon Jackson show that he knew that the Lord knows everything there is to know?
He did not worry that the Foreign Mission Board thought he was too weak to go to Siam. He knew the Lord had plans for him to go to a far away place and tell others about Jesus...and the Lord doesn't make mistakes. He kept waiting for God to show him where he was supposed to go. God did show him and he went on to go and do great things for God.

Bible Verse Connection Question

1. What does the story have to do with our **Bible Verse: Daniel 2:20-22**: "Blessed be the name of God forever and ever, to whom belong wisdom and might. He changes times and seasons; he removes kings and sets up kings; he gives wisdom to the wise and knowledge to those who have understanding; he reveals deep and hidden things; he knows what is in the darkness, and the light dwells with him."?
Even though the Foreign Mission Board did not know of God's plans for Sheldon, Sheldon knew that God knew them. He did not worry, but waited for God to reveal them to him...and God did!

Life Application Questions

1. What difference does it make for God's people that the Lord knows everything there is to know? *He is the one who has the perfect plan for their lives, even if others do not think much of them. He is perfectly able to do just exactly what He has planned for them. He knows that He can and will enable them to do whatever He calls them to do, no matter how hard.*
2. How can we become God's people? *By turning away from our sins and trusting in Jesus as our Savior*

ACTS Questions

1. What is something we can praise God for being that we learned in our story?

Praise God for being the God who gives power to His people to do what He wants them to do, even if it looks impossible to others.

2. What is something we can confess as sin that we learned in our story?

Confess that many times we just think about what other people think we can do. We don't trust God to give us strength to do great things He might want us to do.

3. What is something we can thank God for that we learned in our story?

We can thank God for not just knowing all things, but bringing about His good plans, despite what people think.

4. What is something we can ask God for that we learned in our story?

We can ask God to work in our hearts, helping us to turn away from our sins and trust Jesus as our own Savior. We can ask Him to make us people who want to do great things for Him and for strength to do great things for Him.

The Gospel

1. What is the good news of Jesus that Sheldon Jackson shared as he went out West among the Native Americans? What is the gospel?

God is the good Creator and King of the world. He made people to worship Him and live by His good laws. But we are all sinners who've rebelled against Him. We all deserve death--God's just, eternal punishment for our sins. How terrible! But God has good news for us. In His great mercy, God sent His Son, Jesus to earth as a man to save sinners. He lived the perfect life that pleases God. (He's the only one who's ever done that!) He offered it up to God His Father as the perfect sacrifice for sins when He suffered and died on the cross. Then, on the third day, Jesus rose from the dead in victory. He had fully paid for the sins of God's people, so they wouldn't have to! Now all who turn away from their sins and trust in Jesus as their Savior will receive forgiveness of sins and eternal life with God. They will be His very own special people who will know Him and enjoy Him forever. We can be God's people, too, if we turn from our sins and trust in Jesus as our own Savior.

Game: Stepping Stones

Materials

10 Carpet Squares or Different Colored Construction Paper
 Paper and Marker
 Masking Tape
 Small paper bag or basket
 Story Review Questions
 Optional: CD player and music, Game "Pennies" to differentiate the teams

Preparing the Game

1. Choose 20+ questions for your game from the Story Review Discussion Questions, or make up your own.
2. Tape numbers on the carpet squares or make "squares" out of construction paper. Place the squares in random order on the floor, not more than 2 feet apart. (so that they can jump from stone to stone: see diagram) Write the numbers 1-10 on separate, small pieces of paper and place in bag/basket.

Playing the Game

Divide the children into two teams. Tell the children that the players from both Team A and Team B are to jump from "stone to stone" until you call "time." (You could also play the music and they freeze when the music stops.) At that point, everyone is to freeze on their stepping stone. The leader then draws a number out of the bag/basket and then asks a Story Review question to the child/children on that stone. If he/they answer it correctly, he/they each win two points for their team. Play then resumes again.

Game continues as number of questions, time, and attention span allow. The team with the most points at the end wins.

Non-competitive Option

Don't split into teams. Simply play the game, having the children at whatever numbered stone is chosen answer the question.

Optional TAKING IT TO OTHERS Activity: Quiz Questions

Have the children choose a few of the questions from the game to ask the parents/other children during TAKING IT TO OTHERS time. Help pre-readers by whispering the question in their ear and letting them ask it aloud to the parents/other children.

CASE REPLAY ACTIVITIES**P.1**

Use this guide to review the Case Story and act it out for others to enjoy!

CASE REPLAY, JR: YOUNGEST CHILDREN

Description: The children will act out the story together, everyone doing the same action/sound effect at the same time. This activity is most suitable for kindergarteners.

Materials

The Case RePlay, Jr. script for younger children

Preparation

1. Read through the script and write in the blanks along the side possible actions/sound effects the children could do to act it out.

Instructions

1. Tell the children that they will be re-enacting the story together as you tell it.
2. As you read the script, lead the children in actions/sound effects to do with you.
3. If desired, you can read the script and stop at certain sentences and ask them what a good action/sound effect would be to act out what you just read.
4. Repeat the re-enactment one or two times more.

CASE REPLAY, SR: OLDER CHILDREN

Description: The children act out the story as a three-scene play. You will narrate it using the Case RePlay, Sr. script and they will act it out (no spoken words, for the most part), with each child assuming a different character's role. This activity is most suitable for first grade and up. You will review the story, then practice it a few times before performing it for others.

Materials

The Case RePlay, Sr. script
White board or other large format paper
Costumes and props

Preparation

1. Prepare for the play by choosing costumes and props for each character in the story. Decorate the area with any scenery props.
2. Write the words "Beginning," "Middle," "End" on a large piece of paper/whiteboard with plenty of space under each heading. You will use this paper to help the children think about the story as a three-scene play, as it is presented in the script.

Instructions

1. Tell the children that they will get to act out the story as a three-scene play, with a beginning, Middle and end section. Tell them that before they can act it out, they need to think it out. as you narrate it with your script.
2. Take the children's answers as they recount the story, helping them put key incidents in the right order.
3. If desired, when they have filled in their Beginning, Middle, End, read through your whole (real) script, so they hear exactly what you will have them act out.
4. Then tell the children that it's time to practice acting out the story.
5. Assign parts to each child. If you are using costumes, do NOT give them out at this point. They will be a distraction.
6. Have all the children sit on the floor or in chairs on one side of the "stage," then call the characters up in place as their part in the story comes.
7. As you read the script, guide the children in where you want them to move or do to act it out.
8. After going through the whole script once, give out any costumes and props and act out the script once or twice more.

Optional TAKING IT TO OTHERS Activity: Re-enacting the Story

Read the script as the children act out together (younger) or assuming different roles (older) as the other children or the parents watch.

CASE REPLAY, JR--YOUNGER KIDS (KINDERGARTEN) P.2

Welcome to our play! The name of our story is called: The Case of the Million Mile Man.

Our story starts out 1837, in Esperance, New York.

And now we present: "The Case of the Million Mile Man."

Actions:

Scene 1:

As a baby, Sheldon Jackson rolled into a blazing fire and somehow survives. _____
 As a three year old, he is saved from fire again, when his family's cabin catches on fire. Sheldon's parents thank God for saving their son from fire _____
 twice. They believe that surely He has saved Sheldon for a great work to bring the good news of Jesus to a faraway people. Sheldon Jackson grows up doing the same things as other little boys, yet always remembering _____
 that the Lord has a great plan for his life. He and his family prepare him for what is ahead by always going to church even though it was hard to get there--especially in snow-- and by learning about faraway places and men _____
 who did great things for God.

Scene 2:

Sheldon Jackson goes away to get special schooling to prepare to be a missionary. He applies to be a missionary in Siam--a faraway country of people that he loves and prays for. But the Foreign Mission Board turns him down. They send him a letter telling him that they think he was too short, too weak and wouldn't be able to endure life among the Siamese people. Sheldon Jackson is sad, but he doesn't despair. He trusts that the Lord who knows everything there is to know would guide him and still had a plan for his life. Sure enough, the Lord guides him to go to the Wild West of America to plant churches and tell the Native Americans and others about Jesus. _____

Scene 3

After praying with his friends, Sheldon sets out. Soon it is clear how the Lord perfectly suited him to go to share the gospel out West. He was just the right size to fit in Indian teepees, fit on mountain ledges, and sleep in logs. He was bold enough to travel into Indian territory alone and face being scalped; to face stage coach robbers pointing twelve guns at his head; and, to jump off a wagon as it was about to fall off a mountainside. _____
 He was strong enough to travel almost a million miles, by foot, train, stagecoach, ox-cart, horse, mule-train, and reindeer sleigh all over the West and even all across Alaska. He started a hundred churches and told many people about Jesus. The Lord really did know everything and had made a perfect plan to use Sheldon Jackson, just the way he was. _____

Bible Truth Tie-In:

The Bible Truth we are learning is: **The LORD Knows Everything There Is to Know.** Even when he was turned down for going to Siam, Sheldon Jackson kept trusting in the Lord because he knew that He really did know everything and had planned for him to go to faraway people. _____

CASE REPLAY, SR--OLDER KIDS (1ST GRADE AND UP) P.3

Welcome to our play! The name of our story is called: The Case of the Million Mile Man.

Our story starts out 1837, in Esperance, New York.

The characters in our story are: Sheldon Jackson and his parents, people at church, other little boys, Foreign Mission Board people, people of Siam, Native Americans, other people in the West, robbers, people who become Christians and are part of the churches

And now we present: "The Case of the Million Mile Man."

Scene 1: (Beginning)

As a baby, Sheldon Jackson rolled into a blazing fire and somehow survives. As a three year old, he is saved from fire again, when his family's cabin catches on fire. Sheldon's parents thank God for saving their son from fire twice. They believe that surely He has saved Sheldon for a great work to bring the good news of Jesus to a faraway people. Sheldon Jackson grows up doing the same things as other little boys, yet always remembering that the Lord has a great plan for his life. He and his family prepare him for what is ahead by always going to church even though it was hard to get there--especially in snow-- and by learning about faraway places and men who did great things for God.

Scene 2: (Middle)

Sheldon Jackson goes away to get special schooling to prepare to be a missionary. He applies to be a missionary in Siam--a faraway country of people that he loves and prays for. But the Foreign Mission Board turns him down. They send him a letter telling him that they think he was too short, too weak and wouldn't be able to endure life among the Siamese people. Sheldon Jackson is sad, but he doesn't despair. He trusts that the Lord who knows everything there is to know would guide him and still had a plan for his life. Sure enough, the Lord guides him to go to the Wild West of America to plant churches and tell the Native Americans and others about Jesus.

Scene 3: (End)

After praying with his friends, Sheldon sets out. Soon it is clear how the Lord perfectly suited him to go to share the gospel out West. He was just the right size to fit in Indian teepees, fit on mountain ledges, and sleep in logs. He was bold enough to travel into Indian territory alone and face being scalped; to face stage coach robbers pointing twelve guns at his head; and, to jump off a wagon as it was about to fall off a mountainside. He was strong enough to travel almost a million miles, by foot, train, stagecoach, ox-cart, horse, mule-train, and reindeer sleigh all over the West and even all across Alaska. He started a hundred churches and told many people about Jesus. The Lord really did know everything and had made a perfect plan to use Sheldon Jackson, just the way he was.

Bible Truth Tie-In:

The Bible Truth we are learning is: **The LORD Knows Everything There Is to Know.** Even when he was turned down for going to Siam, Sheldon Jackson kept trusting in the Lord because he knew that He really did know everything and had planned for him to go to faraway people.

Native Americans

Description

Children will make a Native American headband out of paper or felt with feathers, side discs and fake fur side pieces.

Materials

1 ½" x 24" strip of paper from grocery bag (Can also make out of felt) per child

3" x 5" additional square of grocery bag per child

2 3" x ½" piece of fake fur per child

Tape or staplers

White card stock (for paper feathers) OR medium-sized feathers of various colors (available at craft stores)

2" of sticky back Velcro per child

Markers/crayons (if paper headband) OR glitter glue, sequins, fabric paint (if felt headband)

Scissors

Preparing the Craft

1. Cut grocery bags (or felt) into 1 ½" x 24" strips, one per child.

2. Cut 2 side discs out of grocery bag per child, using Template #1.

3. Cut fake fur into 2 3" x ½" pieces per child.

4. Cut Velcro into 2" lengths.

5. Make copies of paper feathers using Template #2 and cut out, if using paper feathers.

Making the Craft

1. Show the sample of the craft you have made.

Paper Headband:

1. Have children decorate paper feathers, side discs and headband with markers.

2. If desired, children can snip along the sides of each feather to give a more feathery effect.

3. Secure the feathers to the back of headband with staples or tape.

4. Attach Velcro to inside back of one end and outside back of other end of headband after checking for proper sizing.

5. While headband is on child's head, mark a spot right in front of each ear, equal distance from front of headband. Attach fur with side disc on top at mark with stapler.

Optional **TAKING IT TO OTHERS** Activity: Craft Presentation

If you are presenting the craft to other children or parents the children can hold up their crafts (or your model craft) and read their Bible Truth Connection answers to explain the importance of the craft.

CASE CRAFT**Discussion Guide****Instructions:**

As the children are settled into making their craft, ask them these questions to help them understand the craft's significance. Use the answers provided to guide the children's answers.

Discussion Questions

1. Where did Sheldon Jackson want to go? Where did he wind up going?

He wanted to go to Siam. He wound up going to the Wild West of America.

2. Who rejected him from going to Siam? Why?

The Foreign Mission Board. They thought he was too small and sickly to survive the living conditions of Siam.

3. What did the LORD give Sheldon Jackson the strength to do that was so amazing?

He gave him the strength to travel a million miles and risk his life many times as he told many people, including Native Americans, the gospel of Jesus.

4. What is Bible Truth that we are learning?

The LORD Knows Everything There Is to Know.

5. What does our craft have to do with our Bible Truth: The LORD Knows Everything There Is to Know?

The Foreign Mission Board thought Sheldon Jackson was too sickly to go to a faraway place like Siam, but this didn't stop Sheldon. The LORD, who knows everything there is to know called him to go to a faraway place; He would give him the wisdom to know where to go and the strength to do whatever He wanted him to do.

6. What can our craft help us remember?

If God calls us to do something, we know we can do it because He knows everything.

TAKING IT TO OTHERS**Craft Presentation****Instructions:**

Have children hold up your model craft/their crafts. Choose five children (or you say) the five sections below to explain the craft's importance.

Presentation:

1. Our craft is: Native Americans.

2. Out West in America, sickly Sheldon Jackson survived traveling a million miles to tell the good news of Jesus to many, including Native Americans because the LORD called him and gave him strength to do it, even though the foreign mission board thought him too sickly to go to Siam.


3. Our Bible Truth is: The LORD Knows Everything There Is to Know.

4. The Foreign Mission Board thought Sheldon Jackson was too sickly to go to a faraway place like Siam, but this didn't stop Sheldon. The LORD, who knows everything there is to know called him to go to a faraway place; He would give him the wisdom to know where to go and the strength to do whatever He wanted him to do.

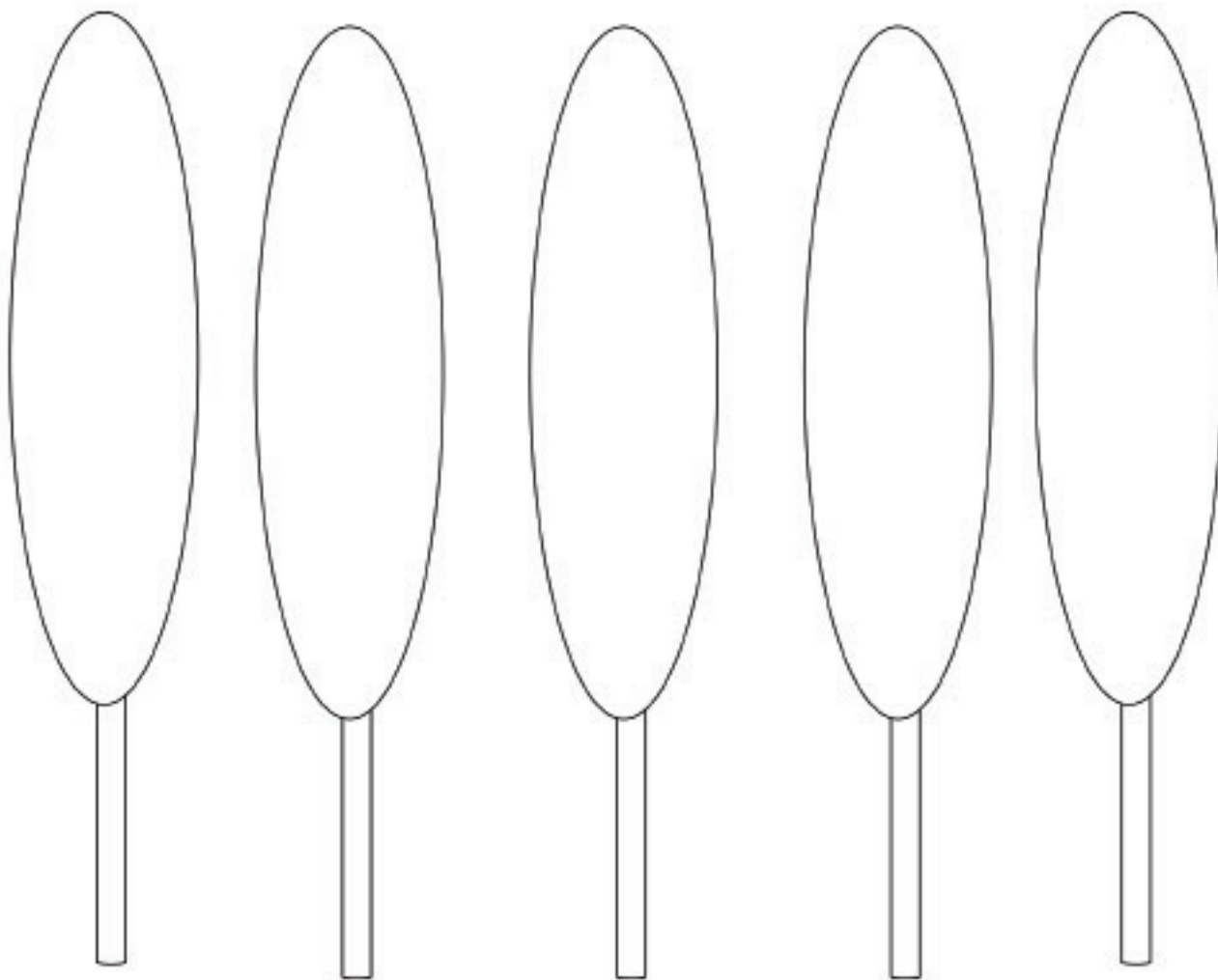
5. Our craft can help us remember that If God calls us to do something, we know we can do it because He knows everything.

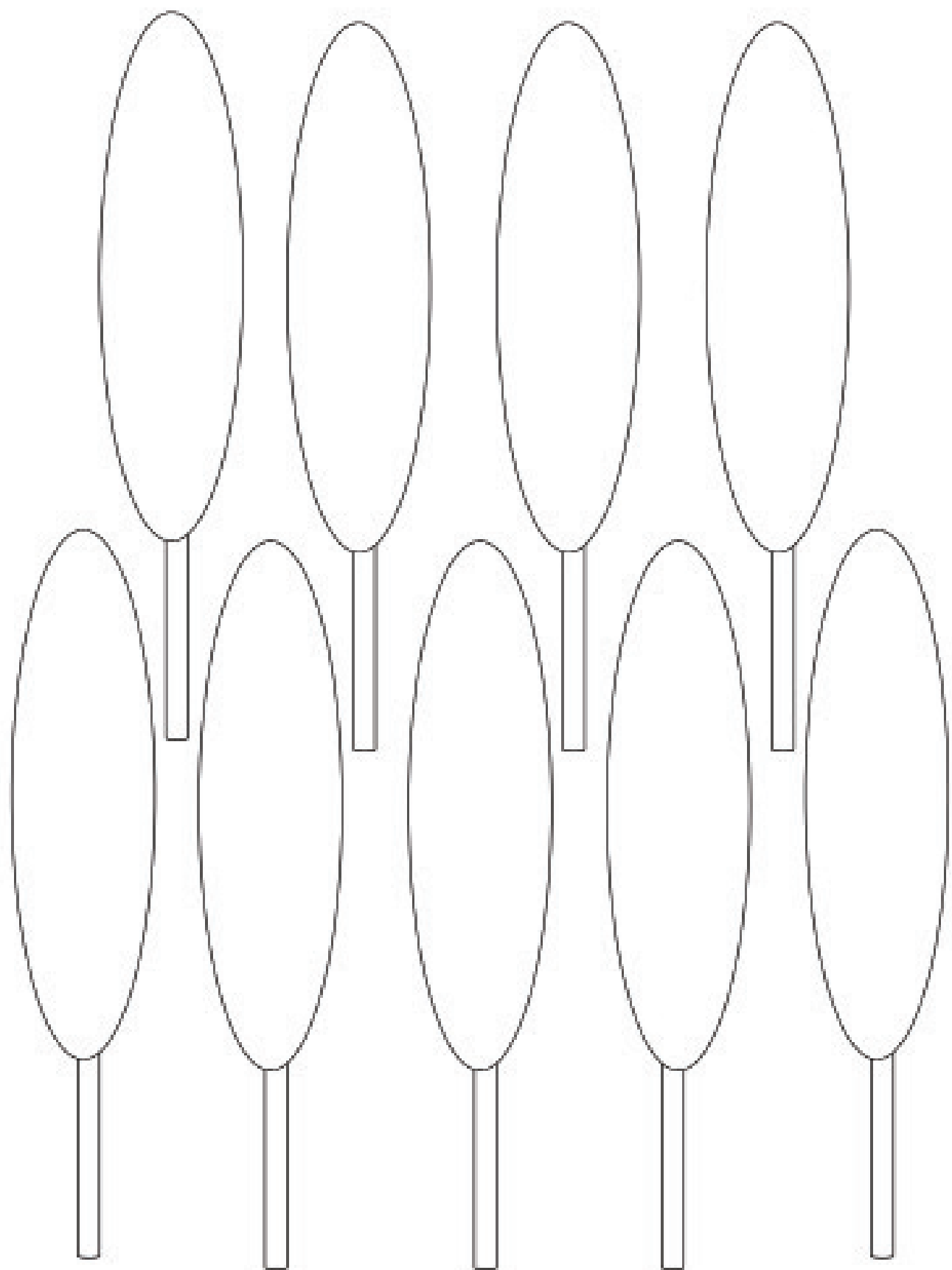
Note: Even non-readers can participate in presenting the craft, if you will whisper what they are to say in their ear and let them say it aloud for the others to hear.

Template #1
Side Discs
Cut 2



Template #2
Paper Feathers





Template #2

BEFORE CLASS:**1. PICK YOUR PERSON**

VIPPs can be anyone in your church! Typically, they fall into 6 categories: Church staff, Elders, Deacons/deaconesses, Special Volunteers (people who aren't paid, but spend a lot of time helping out in particular ways), Supported Workers (aka missionaries), and Church Members.

2. GATHER YOUR FACTS

Use the VIPP Information Sheet to write down the facts about your VIPP. The information on this worksheet is used in the VIPP activities, listed in the "Choose an Activity" section below.

DURING THE ACTIVITY:**1. INTRODUCE YOUR VIPP**

Introduce your VIPP to the children, using the VIPP Information Sheet. Fill in a set of VIPP Clue Cards with the information for your VIPP. If desired, you can even have the actual person come into class for the children to meet.

Need help describing what someone does for the church in a kid-friendly way? Check out the list of common VIPPs on the Praise Factory website in the PFI resources. There are lots of kid-friendly descriptions for common VIPP's, such as pastors, elders, deacons and a lot more.

2. PRAY!

Lead the children in praying for the VIPP. Ask the children if they would like to pray for one of the VIPPs prayer requests. Even non-readers can pray for the VIPP if you whisper the prayer request in their ear, then let them say it aloud. Never force a child to pray!

3. CHOOSE AN ACTIVITY

There are two activities you can use to help the children learn about the VIPP:

VIPP Clue Cards: These are nine coloring sheets in which children fill in the nine things they learn about the VIPP from the VIPP Information Sheet. Photocopy a set of each child. Use as few or as many of these Clue Cards as you desire.

VIPP Game: This is a game that uses a set of Clue Cards for one or two VIPPs.

Choose a VIPP and fill in his/her information on the VIPP Information Sheet. Fill in a set of VIPP Clue Cards with the information for your VIPP. Tell the children about the VIPP, having them fill in the VIPP Clue Cards with the key facts as they learn them. Write any words the children need to write on a white-board or other piece of paper so they can see how to spell them. Help younger children write these words on their clue cards. Ideas for how to tell the children about many common VIPPs are listed at praisefactory.org with the resources for this Bible Truth.

Optional TAKING IT TO OTHERS Activity: Introduce and Pray for the VIPP

If you are presenting the VIPP to other children or parents you can assign children to hold up the 10 clue cards and say what each card tells about the VIPP. (Or, you can have the children hold them up as you tell what each one means.) Then lead the children in praying for the VIPP.

Game: Beanbag Toss In

Materials

Information for one VIPP

2 Sets of Clue Cards

8 Letter-sized Envelopes or folders

Bean Bag(s), one per child

Tape

Preparing the Game

1. Fill in one set of clue sheets for the VIPP you are using.
2. Tape the other (blank) set of Clue Cards to the outside of the manila envelopes.
3. Put the filled-in clue cards in the corresponding envelope.
4. Tape each down to the floor, fairly close together.

Playing the Game

Reveal: Tell the children about the VIPP, showing them your filled-in clue cards as you tell about them.

Review: At your signal, have the children take toss their bean bags onto the envelopes. Then one that has the most bean bags on it./near it is the one you will open. (The children may have fun taking turns designating one as the target before tossing.) The teacher (or the child) tells the Clue Card category. The other children try to remember what the VIPP's answer was. Open it up and see if they got it right. If they did, the Clue Card is retired. If not, it can be added back into the Clue Cards to be tossed at.

VIPP INFORMATION SHEET

P.3

VIPP NAME:

WHAT VIPP LOOKS LIKE

Man or Woman? _____

Hair color? _____

Eye color? _____

FAVORITE ANIMAL

FAVORITE FOOD

FAVORITE FREE TIME ACTIVITY

WHAT VIPP DOES DURING WEEK

VIPP GROUP OF SERVICE:

Church Member

Deacon

Elder

Church Staff

Special Volunteer

Supported Worker
(Missionary)

3 WAYS VIPP SERVES CHURCH

**3 WAYS TO PRAY FOR
THE VIPP**
