

BIBLE TRUTH 4, LESSON 1: PLANNER/OVERVIEW

GETTING STARTED: Welcome and Opening Songs (*introduce unit and get kids moving with these songs*)

Welcome to Praise Factory: PFI: Praise Factory Investigators Theme Song *PFI ESV Songs 4, Track 1*

Rules to Help Us Worship God and Love One Another: WoGoLOA Classroom Rules Song
PFI ESV Songs 4, Track 2

Big Question Under Investigation: Big Question 4 Songs *PFI ESV Songs 4, Tracks 3,4*
Extra Song: Inspector Graff's Rap: The ABC's of God PFI ESV Songs 4, Track 5

Big Question Bible Verse: 1 Kings 8:23 In Heaven Above Song *PFI ESV Songs 4, Track 6*
Extra Unit 4 Bible Verse: In Heaven Above 1 Kings 8:23, ESV (short version) PFI ESV Songs 4, Track 7
Extra Unit 4 Bible Verse: In Heaven Above or Earth Beneath 1 Kings 8:23, ESV (other version) PFI ESV Songs 4, Track 8
Extra Unit 4 Bible Verse: O, O LORD 1 Kings 8:23, ESV (other version) PFI ESV Songs 4, Track 9
Extra Unit 4 Bible Verse: I Am God Deuteronomy 32:3-4, HSCB, PFI ESV Songs 4, Track 10

DIGGING DEEP DOWN: Key Concept and Story (*introduce the Bible Truth and tell the related story*)

Bible Truth 4: The LORD Is Everywhere, All the Time

Bible Truth Hymn: God Is Working His Purpose Out, v.1 *PFI ESV Songs 4, Track 19*

Bible Verse: Psalm 139:1-3,7-10

Bible Verse Song: O LORD, You Have Searched Me: Psalm 139:1-3,7-10, ESV *PFI ESV Songs 4, Track 20*

Extra Bible Verse Song: Where Can I Go? Psalm 139:7-10, ESV PFI ESV Songs 4 Track 21

Extra Bible Verse Song: From Heaven the LORD Looks Down: Psalm 33:13,14 PFI ESV Songs 4 Track 22

Lesson 1 Old Testament Story: The Case of the Worshipful Wife-picker
Genesis 24

TAKING ACTION: Response Activities (*choose from among these activities*)

Snack and Discussion Planner: Rebekah's Bracelet

ACTS Prayer: Prayer Sheet

Bible Truth Review: Discussion Questions and Game: Menagerie

Bible Truth Hymn: God Is Working His Purpose Out, v.1 *PFI ESV Songs 4, Track 19*

Song, Sign Language and Song Game: Word Take Away **PFI ESV Songs 4 BOOK or ONLINE**

Bible Verse Review: Psalm 139:1-3, 7-10 Discussion Sheet and Game: Hoop and Holler

Bible Verse Song: O LORD, You Have Searched Me: Psalm 139:1-3,7-10 *PFI ESV Songs 4, Track 20*

Song, Sign Language and Song Game: Big Voice, Little Voice **PFI ESV Songs 4 BOOK or ONLINE**

Story Review: Discussion Questions and Game: Keep It Under Your Hat

Case RePlay, Jr: Drama Activity for Youngest Children (children do same story actions together)

Case RePlay, Sr: Drama Activity for Most Children (children re-tell story with individual parts)

Craft: Well Water for Abraham's Servant and Camel

VIPP (Very Important Prayer Person) Prayer Time: Coloring Sheets (back of book) & Game: Picture Run

TAKING IT HOME: Take Home Sheet for Review and Family Devotions

PFI Pronto: Bible Truth 4, Lesson 1 **PFI ESV Prontos 4 BOOK or ONLINE**

The Case of the Worshipful Wife-Picker Genesis 24

by Connie Dever

Our story is called:**The Case of the Worshipful Wife-Picker.****As you listen to the story, see if you can figure out:**

1. Who was the Wife-Picker? Who did he pick a wife for?
2. Who did he worship and why?

This story is an Old Testament story. It starts out in Canaan about 2000 years before Jesus died on the cross and rose from the dead.

Abraham called his most trusted servant to his side. "I am a very old man and soon will die," he told him. "Go to Haran where my family lives and get a wife for my son, Isaac."

"But what if the woman won't come back with me?" the servant replied. "Should I take Isaac back to Haran?"

"No, Isaac must stay here, in the land the LORD has given us," Abraham insisted. "But don't be afraid! The LORD will be with you. He will even send His angel before you." Abraham had known the LORD for many years. Always the LORD went with him. He always fulfilled His good plans. He was the God who was everywhere, all the time.

Ten camels were loaded with rich gifts to give Isaac's future wife and her family, then Abraham sent his servant and his helpers on their way to faraway Haran. After weeks and weeks, they arrived. Dusty and thirsty, they headed straight to the town well for a drink of refreshing water.

It was sunset and the well was crowded with young women collecting water used in preparing the evening meal. Abraham's servant was delighted. Perhaps Isaac's wife would be among these women! But how to figure out which one she was? He had no idea how to pick her out, the he knew someone who did: the LORD!

The servant prayed for a big sign: "O LORD, God of Abraham, please show me exactly who You want Isaac's wife to be. Please may it be that when I ask the right young woman to give me a drink of water, she gives me a drink of water and also agrees to water these ten camels."

All ten camels! That would be a huge job! Camels are able to drink a lot of water. She might have to make

eighty trips back and forth to the well! to quench their thirst! But nonetheless, this was the servant's prayer. And before he had even finished praying, the LORD answered it! A beautiful, young woman named Rebekah came with her jar on her shoulder and began filling it at the well.

"Would you give me some water from your jar, please?" the servant asked her.

"Drink, sir and I'll give your camels their fill of water, too," she offered.

"That's the sign I asked for! This must be the right young woman!" the servant thought excitedly. "The LORD has led her right to me!"

When the camels had finished drinking, the servant took out a gold nose ring and two gold bracelets and gave them to the young woman. What could these presents mean, the girl wondered. They were worth thousands of dollars!

"Whose daughter are you? And do you think your family could give us a place to sleep tonight?" the servant asked. (This sounds odd to us, but there weren't hotels to stay in. This was what visitors did.)

"I'm Rebekah, Bethuel's daughter, granddaughter of Nahor," she answered. "And yes, we have plenty of room for you and your camels."

Now the servant knew for sure this was the right woman. She was the granddaughter of Abraham's brother! So right there, in front of Rebekah, the camels, and everyone else at the well, he bowed down to the ground and worshiped the LORD. "Praise be to the LORD!" he exclaimed. "He is faithful! He has led me straight to his brother's family!"

Story-telling Tips

Ahead of time:

1. Read the Bible verses and story. Pray!
2. Create story cue cards on index cards (or highlight text).
3. Practice telling story dramatically, timing your presentation. Shorten, if necessary to fit your allotted time.
4. Decorate area with story props that help bring your story alive.

During your presentation:

1. Maintain as much eye contact as possible as you tell the story. Point to/use props at important points in the story. Include the kids in your story with a few questions about what they think will happen or words/concepts that might be new to them.
2. Watch the kids for signs that their attention span has been reached. Shorten, if necessary.

Rebekah couldn't believe what was happening to her. She ran home and told her family. Everyone was excited. Laban, Rebekah's brother went down to the well to meet the servant and welcome him to their home. The camels were stabled and feed. The servant and his helpers were brought water to wash the dust off their feet, then food to satisfy their appetites.

But the servant refused to eat. "I won't eat until I've told you what I have to say."

"Speak up, then," Laban replied.

The servant then told them everything that had happened, ending with his bold prayer at the well and how the LORD had brought Rebekah in answer to it.

Laban and Bethuel—Rebekah's father—listened to the servant tell his amazing story and said, "This is from the LORD. Here is Rebekah; take her and go, and let her become the wife of your master's son, as the LORD has directed."

Once more Abraham's servant bowed down to the ground and worshiped the LORD. How He had perfected worked out His plans! He truly was the God who was everywhere, all the time.

Then the servant gave Abraham's presents to the family. He gave Rebekah lots of expensive clothes and jewelry. He gave Laban and Rebekah's mother expensive gifts, too.

After a good night's sleep, the servant was eager to take Rebekah back to Canaan to her new home.

Laban and Rebekah's mother weren't ready for her to go. "Let us have ten more days together," they asked.

"Please don't make me wait now that the LORD has given me success," he pleaded.

"We will leave it up to Rebekah," Laban and her mother decided. "What do you say, Rebekah?" they asked her.

What would she say? She had only met this man yesterday afternoon and now she was to leave her family and move hundreds of miles only one day later? Most girls would have had a year to get ready to leave their families! But the LORD, the God who is everywhere, all the time, had been at work in Rebekah's heart, preparing her for this day, even though she didn't even know it was coming. "I will go," she said. So they blessed Rebekah and sent her on her way, along with her nurse,

Deborah and Abraham's servant and his men.

For weeks they traveled west to Canaan. At last, they neared Abraham's lands. Rebekah looked up and saw a man in one of the fields coming towards them.

"Who's that man coming to meet us?" Rebekah asked the servant.

"It's Isaac," he told her.

"I must quickly cover my face with my engagement veil so he'll know that I'm his bride!" Rebekah thought.

As Isaac came up to them, the servant told him the amazing story of how the LORD led him to Rebekah.

"Isaac, everything was just as your father said that it would be. The LORD has been so good to me. He never left me alone. He was always with me to guide me to do what He wanted me to do and to fulfill His great plans. The LORD is the God who is everywhere, all the time. He was with me every step of the way. Truly He sent His angel ahead of me so that I could get just the right wife for you."

Isaac only had to take one look at Rebekah and see how good the LORD had been to him. He had given him a beautiful treasure in her. Then Isaac brought her into the tent of his mother Sarah, and he married Rebekah. So she became his wife, and he loved her.

Cracking the Case:

It's time to answer our Case Questions.

1. Who was the Wife-Picker? Who did he pick a wife for? Abraham's most trusted servant was the wife-picker. He picked a wife for Isaac, Abraham's son.

2. Who did he worship and why? He worshiped the LORD who was everywhere, all the time. He had guided the servant to the right young woman, all according to His perfect plan and timing.

Something For You and Me

Our Bible Truth is:

The LORD Is Everywhere, All the Time

Our Bible Verse is: Psalm 139:1-3,7-10

"O LORD, you have searched me and known me! You know when I sit down and when I rise up; you discern my thoughts from afar. You search out my path and my lying down and are acquainted with all my ways. Where can I go from your Spirit? Where can I flee from your presence? If I go up to the heavens, you are there; if I

make my bed in the depths, you are there. If I rise on the wings of the dawn, if I settle on the far side of the sea, even there your hand will guide me, your right hand will hold me fast.”

These verses remind us that God is never limited to being in just one place at a time. He knows and sees and is at work everywhere, all at the same time, just as we saw today in the lives of Abraham’s servant, Rebekah and Isaac. How amazing the LORD is! He’s not like anyone else!

But what about you and me? The LORD is still everywhere, all the time now. He still knows what’s best and does what’s best. He wants us to trust Him with our whole lives. The first step in doing that is to turn away from our sins and trust in Jesus as our Savior.

And when we do, we can know that just like with Abraham, God will always be at work fulfilling all of His good plans to do good to us and to bring Himself glory. And, we can know that no matter where we are or whatever He calls us to do, that He will be with us, helping us do it, because He is the God who is everywhere, all the time.

Let’s praise the LORD, for being the God who is everywhere, all the time. Let’s ask Him to work in our hearts and help us to turn from our sins and trust in Him as our own Savior. Let’s ask Him to know that He is with His people, everywhere, all the time.

Close in prayer.

Closing ACTS Prayer

A God, we praise You for being the God who is everywhere, all the time. You are at work in all things so that they come out perfectly according to Your good plans.

C God, we confess that too many times we don’t act like Abraham’s servant. We don’t pray to You and ask You to guide what we do. Instead, we just do what we want to do.

T God, we thank You for Your good plans that You are always working out for the good of Your people and the honor of Your name.

S God, we ask that You would work in our hearts that we might turn away from our sins and trust in Jesus as our Savior. Help us to be like Abraham’s servant, asking You to guide our lives and remembering to praise You when You answer our prayers.

Special Words

Canaan: The original name of the land where Israel is. This was the Promised Land the LORD gave to Abraham.

Haran: A large city to the east of Israel.

ACTS PRAYER ACTIVITY

Use this sheet to write down your ACTS Prayer

Instructions:

Use this sheet to help the children apply the Bible Truth into a prayer. You can use the ACTS provided or even better, have the kids think of their own applications. Also have the children add their personal requests to the prayer, too. Lead the children in the prayer or let them pray sections, with your help. Never force a child to pray! Non-readers can participate by you whispering a section of the prayer into their ear and allowing them to pray it aloud for the group.

ADORATION:

God, we praise You for being the only true God, worthy of all our worship.

God, we praise You for being.....

Add your own Adorations:

CONFESSION:

God, we confess that we act like You aren't everywhere, all the time. We forget You see as we disobey Your good laws. We don't trust You will take care of us. We worry about others too far away for us to help, forgetting to ask You to help them. We need a Savior!

God, we have sinned against You....

Add your own Confessions:

THANKSGIVING:

Thank You, God for always being near. Thank You for being able to hear and answer all of our prayers at the same time. Thank You for working out everything with perfect timing, according to Your perfect will.

God, we thank You for...

Add your own Thanksgivings:

SUPPLICATION:

God, help us to remember that You are with us, wherever we are. Work out everything in our lives for our good and Your glory. Work in our hearts and in those who live far away. Help us all to trust in Jesus as our Savior.

God, we need Your help...

Add your own Supplication:

SNEAKY SNACK

Can you figure out how this snack ties in with our case?

Snack: Rebekah's Bracelet

Bread stick "bracelets" made with bread stick dough from the refrigerator section. Take a bracelet sized piece of dough and pinch it into a circle. Press a few lifesavers into the circle for jewels. Bake. Could also use bagel halves spread with cream cheese and a few lifesavers dotted around the edge and or yellow sprinkles for gold and jewels look.

This is only a suggestion. Feel free to modify. Be mindful of allergy issues among your children!

Case Tie-in: After the LORD brought Rebekah to Abraham's servant and showed him that she was the one who was to be Isaac's wife, the servant gave her many beautiful gifts, including a bracelet.

SOUL FOOD

Food for thought during snack time

1. What does the snack have to do with the story?

Choose a few questions from the other activity discussion sheets to talk about during this snack time.

2.

3.

4.

5.

6.

7.

Directions: Read and discuss Bible Truth, using a FEW of the questions. Play game. Feel free to modify the game to fit your children.

The LORD Is Everywhere, All the Time

The LORD made people finite. That means they have things they can do and things they can't do. People can only be at one place at one time. They have to travel to move from one place to another. They have a time to live and a time to die.

The LORD is very different from people. He is infinite—He is everywhere, all the time. He never began and He will never end. There never was a time when the LORD was not alive. There will never be a time when He will stop living. He knows and plans what happens, even before something has begun. He sees everything in all times and in all places, all at the same time.

Because the LORD is everywhere, all the time, He is able to hear and answer all of His people's prayers at the same time. He is able to protect them and help them, no matter where they are. He works out everything with perfect timing, according to His perfect will.

Understanding the Bible Truth

1. What is the difference between how God is and how man is?

Man is finite and can only do certain things. God is infinite and He can be everywhere, all the time.

2. When did God begin and when will He end? *Never. He has always existed.*

3. What is amazing about what God knows? *He knows all things; He knows everything that will happen even before it happens.*

4. What is the difference between knowing and planning something to happen? *Planning is more than just knowing; it works things out to happen a certain way.*

5. Why is it so wonderful that God doesn't just know what will happen but works everything out according to His will? *Only the Lord is perfectly good, loving, wise, etc. Nothing could possibly be better than for Him to shape what happens according to His will.*

6. What kinds of things is God able to do everywhere, all at the same time? *Hear and answer all His people's prayers, protect and help them no matter where they are, works everything out in perfect timing, according to His will.*

Story Connection Questions

1. How does the case story point to the **Bible Truth: The LORD Is Everywhere, All the Time**? How did the LORD show Abraham's servant that He was everywhere, all the time?

He worked out with perfect timing his arrival at the well with Rebekah's arrival. He was working in his heart to pray for the right sign and in Rebekah's heart to offer to water the camels and later to be willing to leave home in just a few hours notice.

Bible Verse Connection Question

1. What does our Bible Truth have to do with our Bible Verse: **Psalms 139:1-3,7-10**: "O LORD, you have searched me and known me! You know when I sit down and when I rise up; you discern my thoughts from afar. You search out my path and my lying down and are acquainted with all my ways. Where shall I go from your Spirit? Or where shall I flee from your presence? If I ascend to heaven, you are there! If I make my bed in Sheol, you are there! If I take the wings of the morning and dwell in the uttermost parts of the sea, even there your hand shall lead me, and your right hand shall hold me."?

God is everywhere, all the time. There is no where we can flee from God's Spirit. Everywhere we are, He is, too. God can hear all His people's prayers, help and protect them, no matter where they are. He will always be guiding them according to His perfect plans.

Life Application Questions

1. What are some ways God's people can show that they believe the Lord is Everywhere, All the Time? *When they are lonely, scared, discouraged, feel helpless, they can cry out to Him and have peace because they know that He hears them and acts only according to His perfect will.*

2. How can we become God's people? *By turning away from our sins and trusting in Jesus as our Savior.*

ACTS Questions

1. What is something we can praise God for because of this Bible Truth?

Praise God for being everywhere, all the time.

2. What are sins we can confess to God because of this Bible Truth?

Confess not trusting Him and forgetting that He is everywhere, all the time.

3. What is something we can thank God for because of this Bible Truth?

Thank God for ways that He answers our prayers for people that live far away who we cannot help, but He can (and has) helped.

4. What is something we can ask God for because of this Bible Truth?

We can ask God to work in our hearts that we would want to turn away from disobeying Him and trust in this wonderful Jesus as our own Savior. Ask God to help us to trust Him when we are afraid because He will be with us, wherever we are. To ask Him to be at work in the lives of others who live far away from us.

The Gospel

1. The LORD is everywhere, all the time. What does He see all people do? *Sin!*

2. What do all people need?

A Savior.

3. What is the good news of salvation through Jesus? What is the gospel?

God is the good Creator and King of the world. He made people to worship Him and live by His good laws. But we are all sinners who've rebelled against Him. We all deserve death--God's just, eternal punishment for our sins. How terrible! But God has good news for us. In His great mercy, God sent His Son, Jesus to earth as a man to save sinners. He lived the perfect life that pleases God. (He's the only one who's ever done that!) He offered it up to God His Father as the perfect sacrifice for sins when He suffered and died on the cross. Then, on the third day, Jesus rose from the dead in victory. He had fully paid for the sins of God's people, so they wouldn't have to! Now all who turn away from their sins and trust in Jesus as their Savior will receive forgiveness of sins and eternal life with God. They will be His very own special people who will know Him and enjoy Him forever. We can be God's people, too, if we turn from our sins and trust in Jesus as our own Savior.

Game: Menagerie

Materials

Small Bag/Bowl
Bible Truth Questions

Preparing the Game

1. Choose 20+ questions for your game from the Bible Truth Discussion Questions, or make up your own.
2. Write the Bible Truth questions on small thin strips of paper (or make a photocopy of the Bible Truth Discussion Questions and Simply cut them into strips) and put them in the bag/bowl.

Playing the Game

Divide the children into three or four teams, depending on how many children you have. Each group of children is given the name of an animal and is assigned a corner of the room. You are "It" and stand in the Middle of the room. When everyone is ready, give instructions to different groups of animals, such as "I want the bears to change places with the monkeys." The bears and monkeys when then run to change places. You, as It, will try to tag bears and monkeys. Choose a question from the bag to read to your caught animals. If they get it right, they are released to be back with their fellow animals. If not, they must wait until another correct answer to be released.

Game continues as number of questions, time, and attention span allow.

Non-competitive Option

Do not exclude "caught" animals from the game, even if they get the answer wrong. Instead release them back to their fellow animals and put the question back in the bag for review again.

Optional TAKING IT TO OTHERS Activity: Quiz Questions

Have the children choose a few of the questions from the game to ask the parents/other children during TAKING IT TO OTHERS time. Help pre-readers by whispering the question in their ear and letting them ask it aloud to the parents/other children. Make sure you read the Bible verse aloud before you ask your questions.

Directions:

1. Write words to song in large print before class.
2. Play the song for the children, helping them follow along on the song sheet.
3. Discuss the song, using a few questions from the discussion sheet. *Don't use them all!*
4. Introduce sign language for key words of your choice from sign language sheet for your song. Use as few or as many as you think the children can learn.
5. Sing and sign the song. Sign language as well as large format lyrics and sheet music are found in the PFI Unit Songbook or online.
6. If desired, play the Song Game.

Optional TAKING IT TO OTHERS Activity: Presenting and Singing the Song

1. Sing and sign the song, encouraging the watching children/parents to join in.
2. Ask the class some of the questions listed below. The Bible Truth Connection Question is particularly good to help them understand how the song ties in with the Bible Truth.

God Is Working His Purpose Out

Verse 1

God is working his purpose out
 As year succeeds to year:
 God is working his purpose out,
 And the time is drawing near;
 Nearer and nearer draws the time,
 The time that shall surely be,
 When the earth shall be filled with the glory of God
 As the waters cover the sea.

Listen to it on PFI ESV Songs 4, Track 19

Understanding the Song

1. Who is working out his purpose? *God is.*
2. Where is God working out his purpose? *In all the earth, really all the universe.*
3. What does it mean to work out your purpose? *It means to make your plans happen.*
4. What is God's purpose that he is working out in the world? *To bring salvation to all who turn from their sins and trust in His Son, Jesus, as their Savior. And, to show the whole world how great and good He is.*
5. What does "year succeeds to year" mean? *It means year after year.*
6. What is God doing as year succeeds to year? *He is working his purpose out, fulfilling his plans.*
7. What time is drawing nearer and nearer? *The time when God's purpose will be fulfilled.*
8. What will it be like when God works out his purpose completely? *The earth will be filled with the glory of God.*
9. What is God's glory? What does it mean for the earth to be filled with it? *God's glory means a display of His greatness and goodness. When the earth is filled with God's glory, it means that everything will be a wonderful display of His greatness and goodness.*
10. How do the waters cover the sea? *The sea is made up of water. Waters completely cover the sea.*
11. What does it mean that God's glory will fill the earth as the waters cover the sea? *That every bit of it will be a display of God's glory--His goodness and greatness.*

Bible Truth Connection Question

1. How does this song relate to our Bible Truth: **The LORD Is Everywhere, All the Time?** *Because the LORD is everywhere, all the time, He is always working out His purposes in all the earth. There is no place that escapes His great plans. One day, it all will be a display of His glory when His purpose is completely worked out.*

Story Connection

1. How does this song relate to today's story? *Even though Abraham's servant travelled far away from home to find a wife for Isaac, he knew that the LORD was with him. He praised the LORD as He worked out his purpose perfectly for choosing Rebekkah as a wife for Isaac, by answering his prayer for the woman Isaac was to marry would come down to the well and help give water to him and his camels.*

Bible Verse Connection Question

1. What does this hymn have to do with our Bible Verse: **Bible Verse: Psalm 139:1-3,7-10:** *“O LORD, you have searched me and known me! You know when I sit down and when I rise up; you discern my thoughts from afar. You search out my path and my lying down and are acquainted with all my ways. Where can I go from your Spirit? Where can I flee from your presence? If I go up to the heavens, you are there; if I make my bed in the depths, you are there. If I rise on the wings of the dawn, if I settle on the far side of the sea, even there your hand will guide me, your right hand will hold me fast.”?*

This verse reminds us that everywhere we go, the LORD is there, too, working out His purpose: saving and caring for those who trust in Him. Always fulfilling His good plans for them.

Life Application Questions

1. How can God's people be affected by the message of this song? *They can praise God for never failing to work out His purposes. Even when hard things happen that they don't understand, they can keep on trusting that somehow God is at work and will use everything to bring glory to His name and to do good things in their lives.*

2. What good purposes does God delight to do in us? *To save us from our sins, when we turn away from our sins and trust in Jesus as our Savior. And when we do, to grow us closer and closer to Him and make us more like Jesus in how we love others. And, to prepare us for eternal life with Him one day.*

ACTS Questions

1. What is something we can praise God for from this hymn?

Praise God for being the God who always fulfills His plans.

2. What are sins we can confess to God from this hymn?

That many times we do not trust in Him when difficult things happen. We fear His purposes, that they are not good, even though He has shown us to be perfectly good and wise over and over again. We need a Savior!

3. What is something we can thank God for from this hymn?

We can thank God for sending Jesus as part of His good purpose that He is working out. Because of Him, we can become God's people and live with Him forever!

4. What is something we can ask God for from this hymn?

That God would work in our hearts that we might turn from our sins and trust Jesus as our Savior. That God would work out his good purposes in our lives..and in all the world, that His glory would be displayed throughout it all.

Gospel Question

1. For what good purpose did God send Jesus? What did he do for sinners like you and me? What is the gospel?

God is the good Creator and King of the world. He made people to worship Him and live by His good laws. But we are all sinners who have rebelled against Him. We all deserve death--God's just, eternal punishment for our sins. How terrible! But God has good news for us. In His great mercy, God sent His Son Jesus to earth to save sinners. Yes, Jesus, the perfect Son of God, left His home in heaven and became a man. He lived the perfect life that pleases God. (He's the only one who has ever done that!) He offered it up to God His Father as the perfect sacrifice for sins when He suffered and died on the cross. Then, on the third day, Jesus rose from the dead in victory. He had fully paid for the sins of God's people, so they wouldn't have to! Now all who turn away from their sins and trust in Jesus as their Savior will receive forgiveness of sins and eternal life with God. They will be His very own special people who will know Him and enjoy Him forever. We can be God's people, too, if we turn from our sins and trust in Jesus as our own Savior.

Song Game: Word Take Away

Materials

Sign Language Signs and Song

White board and marker

Eraser

Preparing the Game

1. Write the words to the song on a white board.

Playing the Game

1. After children have learned the song and signs well, then tell the children that you are going to leave out words from the song (that you've learned signs for) and just do the sign in its place.

2. Have the children help you choose a word to take out. Erase the word from the board. Review the sign the for erased word.

3. Sing the song, trying to remember to NOT sing the word and do only the sign.

4. Continue to take out words until all of the words (with signs) have been taken out.

Game continues as number of questions, time, and attention span allow.

choose a FEW questions for discussion, then choose the game and/or music activity

Meditation Version: Psalm 139:1-3, 7-10

“O LORD, you have searched me and known me! You know when I sit down and when I rise up; you discern my thoughts from afar. You search out my path and my lying down and are acquainted with all my ways. Where shall I go from your Spirit? Or where shall I flee from your presence? If I ascend to heaven, you are there! If I make my bed in Sheol, you are there! If I take the wings of the morning and dwell in the uttermost parts of the sea, even there your hand shall lead me, and your right hand shall hold me.”

Alternate Memory Version: Psalm 139: 7,9-10

“Where shall I go from your Spirit? Or where shall I flee from your presence? If I take the wings of the morning and dwell in the uttermost parts of the sea, even there your hand shall lead me, and your right hand shall hold me.”

Understanding the Bible Verse

1. Who has searched us and know us? *The LORD.*
2. What kinds of things does God know about us? *When we sit down, when we get up; our thoughts, where we go... everything about us, both inside and out.*
Who is the Spirit? *The Holy Spirit of God.*
3. What does “presence” mean? Gifts or something else? *Presence sounds like “presents,” (gifts), but it is spelled differently and it means to be in the same place as someone else.*
4. Whose presence does the verse say we cannot flee from? Why? *The LORD’s, Because the LORD is everywhere, all the time.*
5. What does it mean “if I go up to the heavens, if I make my bed in the depths, You are there?” *There is no place high enough or low enough in all the earth; high, low and everything in between, the Lord will always be with us.*
6. What does “rise on the wings of the dawn, settle on the far side of the sea even there your hand will guide me” mean? *These are beautiful ways of saying, even if I travel as far away from here as I possibly can, the LORD will still be with me, helping me.*
7. How is the LORD able to be with us, no matter where we go? *He is Spirit and He is infinite. He does not have a body that can be in one place at a time. He is without limits, He can be everywhere, all the time.*
8. What does “your right hand will hold me fast” mean? *God doesn’t have a body, so He doesn’t have a real right hand. In Bible times, the right hand stood for strength and ability to control. Fast doesn’t just mean speedy, it also means securely. So this means that God will use His strength and ability to control all things to completely take care of you, no matter where you are.*

Bible Truth Connection Question

1. What does this verse have to do with the **Bible Truth: The LORD Is Everywhere, All the Time?** *God is everywhere, all the time. There is no where we can flee from God’s Spirit. Everywhere we are, He is, too. God can hear all His people’s prayers, help and protect them, no matter where they are. He will always be guiding them according to His perfect plans.*

Story Connection Questions

1. How did Abraham’s servant learn the truth of this verse? *Even though he traveled 600 miles away from home, the Lord showed that He was with him, even going before him guiding him and helping him find the right wife for Isaac.*

Life Application Questions

1. How can this verse comfort God’s people?
They don’t ever have to worry about truly being alone with no one to help. No matter how far away or how hard something is that they are going through, He will always be right there with them.
2. How can we become God’s people? *By turning away from our sins and trusting in Jesus as our Savior.*

ACTS Questions

1. What is something we can praise God for from this Bible verse?

Praise God for being the God who is always with us.

2. What is something we can confess to God from this Bible verse? *That we sin and want to hide from God. We know we deserve God's punishment! We need a Savior!*

3. What is something we can thank God for from this Bible Verse?

We can thank God for that there is no place God's people can go and they will be away from Him. He will ways will be there to guide them and keep them safe, for His good purposes.

4. What is something we can ask God for from this Bible Verse?

We can ask God to work in our hearts that we would want to turn away from disobeying Him and trust in this wonderful Jesus as our own Savior. We can ask Him to help us to remember that He is everywhere, all the time, and trust in Him and live for Him.

Gospel Question

1. There is no where we can flee from God's Spirit. He sees we are all sinners. What hope is there? What is the gospel?

God is the good Creator and King of the world. He made people to worship Him and live by His good laws. But we are all sinners who've rebelled against Him. We all deserve death--God's just, eternal punishment for our sins. How terrible! But God has good news for us. In His great mercy, God sent His Son, Jesus to earth as a man to save sinners. He lived the perfect life that pleases God. (He's the only one who's ever done that!) He offered it up to God His Father as the perfect sacrifice for sins when He suffered and died on the cross. Then, on the third day, Jesus rose from the dead in victory. He had fully paid for the sins of God's people, so they wouldn't have to! Now all who turn away from their sins and trust in Jesus as their Savior will receive forgiveness of sins and eternal life with God. They will be His very own special people who will know Him and enjoy Him forever. We can be God's people, too, if we turn from our sins and trust in Jesus as our own Savior.

Game: Hoop and Holler

Materials

Bible verse written up in large print so that all can see
1 hula hoop for every 2 children

Preparing the Game

1. Make up some questions about the verse and/or story. Use the Bible verse and Story Review Discussion questions, if desired.

Learning the Verse

Some or all of your children may be non- or early readers. Teach the verse in sections, having them say it after you. Repeat a few times. Add clapping or other movement as they say it.

Directions

1. If desired, lead the children in a discussion of a **FEW** of the most important questions before beginning game.
2. Explain the game to them as follows:
Have the children pair up. Give each pair a hula hoop and tell them that you are going to tell them different things that they will do with the hula-hoop after they say the verse all together. Three activities might be: having the children hold hands and jump in and out of the hula hoop, for each word the group recites, rolling it back and forth on each word the group recites;; or having buddies take turn while one person from each group sees how far through the verse he can keep the hula hoop going. Allow the children to think up other activities. Repeat the verse again after each activity.

Game continues as time and attention span allow.

Optional TAKING IT TO OTHERS Activity: Quiz Questions

Have the children choose a few of the questions from the game to ask the parents/other children during TAKING IT TO OTHERS time. Help pre-readers by whispering the question in their ear and letting them ask it aloud to the parents/other children. Make sure you read the Bible verse aloud before you ask your questions.

Directions:

1. Write words to song in large print before class.
2. Play the song for the children, helping them follow along on the song sheet.
3. Discuss the song, using a few questions from the discussion sheet. *Don't use them all!*
4. Introduce sign language for key words of your choice from sign language sheet for your song. Use as few or as many as you think the children can learn.
5. Sing and sign the song. Sign language as well as large format lyrics and sheet music are found in the PFI Unit Songbook or online.
6. If desired, play the Song Game.

Optional TAKING IT TO OTHERS Activity: Presenting and Singing the Song

1. Sing and sign the song, encouraging the watching children/parents to join in.
2. Ask the class some of the questions listed below. The Bible Truth Connection Question is particularly good to help them understand how the song ties in with the Bible Truth.

O LORD, You Have Searched Me

Verse 1

O LORD, you have searched me and known me!
 You know when I sit down and when I rise up;
 You discern my thoughts, My thoughts from afar.
 You search out my path and my lying down,
 And are acquainted with all my ways.

Refrain

Where can I go from your Spirit?
 Where can I flee from your presence?
 If I ascend to heaven, you are there!
 Where can I go from your Spirit?
 Where can I flee from your presence?
 If I make my bed in Sheol, you are there!
 You are there!

Listen to it on PFI ESV Songs 4, Track 20

Verse 2

If I take the wings of the morning
 And dwell in the uttermost parts of the sea,
 Even there your hand shall lead me,
 Your right hand shall hold me. Refrain
 You are there!

Psalm One-thirty-nine,
 verses one through three, and seven through ten.

Song Game: Big Voice, Little Voice

Materials

Song
 Sign language signs used in the song printed out onto little cards
 Blindfold

Preparing the Game

None.

Playing the Game

1. Practice the song and signs until the children know them well. Then tell them: "Children, we are going to hide a sign language sign and see if one of you can find it... with a little help from the rest of us!"
2. Choose someone to be "It" and blindfold them. Choose another child to hide one of the sign language cards. When it's hidden, "It" can remove the blindfold and begin to look.
3. The rest of the children will sing the song in a louder voice when "It" gets closer to the hidden sign and quieter when "It" gets further from the sign.
4. When "It" finds the hidden clue, another "It" is chosen and play begins again.

Game continues as number of questions, time, and attention span allow.

STORY REVIEW

Directions: Read and discuss Bible Truth, using a FEW of the questions. Play game. Feel free to modify the game to fit your children.

General Story Questions

1. What did Abraham want his servant to do for him and why? *Get Isaac a wife from his relatives back in Haran. He was too old and to go himself.*
2. Where did Abraham have his servant promise to NOT get him a wife from? Why? *The Canaanites because she might lead Isaac astray to follow their customs and gods.*
3. Why did Abraham not want Isaac to go to Haran to find a wife? *The LORD had called his family away Haran, his family, culture and gods. He didn't want him to go back and be tempted to stay, forsaking the covenant made with the LORD.*
4. Why did Abraham tell his servant that he did not need to fear doing this job right? *The LORD would send His angel ahead of him and be guiding him.*
5. Why would the camels have needed water as soon as they got to Haran? *It was such a long journey and there was not much water along the way.*
6. Why were all the women coming out to the well? *It was the only place to get water. They needed it to prepare evening meals.*
7. What was so incredible about the servant's prayer request? *It would be amazing for a girl to offer to give 10 thirsty camels all the water they wanted—perhaps 80 trips with a small pitcher.*
8. Besides offering water to the camels, what else needed to be true about Rebekah? *She needed to be from Abraham's family.*
9. What did the servant do as soon as he found out that Rebekah was a relative of Abraham? *He bowed down to the ground and praised the LORD for guiding him so perfectly.*
10. What did the servant give Rebekah? *Very expensive nose ring and 2 bracelets*
11. What did Rebekah's family do when they heard what happened at the well? *Laban went down to invite the man to stay with them.*
12. What did Laban and Bethuel think when they heard the servant's story? *It must be the LORD's will for Rebekah to be Isaac's wife.*
13. Why did the servant give the family so many nice things? *It was the custom for the man's family to give the bride's family such things when the marriage was agreed upon.*
14. What was so unusual about Rebekah's willingness to go with the servant the next day? *She had so little notice. Custom would have given much more time with her family before she left.*
15. Why did Rebekah put on her veil when she found out who Isaac was? *It was the custom for brides.*
16. How did God show that He really was everywhere, all the time? *He was not just in Canaan with Abraham and his servant, but was also preparing Rebekah to go just at the right time to the well, to say just the right thing, to be willing to go immediately back to Canaan. He knew all things and worked all things according to His perfect will.*

Bible Truth Connection Questions

1. What does this story have to do with our **Bible Truth: The LORD Is Everywhere, All the Time**? *Abraham's servant praised the LORD for being with him and also being at work in Haran so that he would know the right wife to take for Isaac.*

Bible Verse Connection Question

1. What does the story have to do with our **Bible Verse: Psalm 139:1-3,7-10**: *"O LORD, you have searched me and known me! You know when I sit down and when I rise up; you discern my thoughts from afar. You search out my path and my lying down and are acquainted with all my ways. Where shall I go from your Spirit? Or where shall I flee from your presence? If I ascend to heaven, you are there! If I make my bed in Sheol, you are there! If I take the wings of the morning and dwell in the uttermost parts of the sea, even there your hand shall lead me, and your right hand shall hold me."*
Abraham's servant traveled far away from home, yet the LORD showed him that He was with him, there. He praise God for answering his prayer for guidance. He could see that there was no where he could go from God's spirit.

Life Application Questions

1. Is there any where God's people can go where He will not be with them, helping them and guiding them?
No! There is not!
2. How can we become God's people? *By turning away from our sins and trusting in Jesus as our Savior.*

ACTS Questions

1. What is something we can praise God for being that we learned in our story?
Praise God for being the God who sees all things and makes His plans always work out perfectly.
2. What is something we can confess as sin that we learned in our story? *Confess that too many times we do not act like Abraham's servant did. We do not pray to God and ask for Him to guide what we do. Instead we just do what we want to do. We need a Savior!*
3. What is something we can thank God for that we learned in our story? *We can thank God for His good plans that He is always working out for the good of His people and for the honor of His name.*
4. What is something we can ask God for that we learned in our story?
We can ask God to work in our hearts, helping us to turn away from our sins and trust Jesus as our own Savior. And, like Abraham's servant, we can ask God to work out His good plans in our lives for our good and the honor of His name.

The Gospel

1. The LORD could perfectly answer Abraham's servant's prayer for help because He is the God who is everywhere, all the time. What is the greatest thing all people need help in and how has the LORD perfectly answered that need? What is the gospel?
God is the good Creator and King of the world. He made people to worship Him and live by His good laws. But we are all sinners who've rebelled against Him. We all deserve death--God's just, eternal punishment for our sins. How terrible! But God has good news for us. In His great mercy, God sent His Son, Jesus to earth as a man to save sinners. He lived the perfect life that pleases God. (He's the only one who's ever done that!) He offered it up to God His Father as the perfect sacrifice for sins when He suffered and died on the cross. Then, on the third day, Jesus rose from the dead in victory. He had fully paid for the sins of God's people, so they wouldn't have to! Now all who turn away from their sins and trust in Jesus as their Savior will receive forgiveness of sins and eternal life with God. They will be His very own special people who will know Him and enjoy Him forever. We can be God's people, too, if we turn from our sins and trust in Jesus as our own Savior.

Game: Keep It Under Your Hat

Materials

Paper and pencil
5+ hats
Story Review Questions

Preparing the Game

1. Choose 20+ questions for your game from the Story Review Discussion Questions, or make up your own.
2. Write each question on a separate, small piece of paper. Assign a point value to each question, based on difficulty. Pin a question to the underside of each hat, except one. Save the unused questions to pin to the hats when the first set have all been selected.
3. Place all the hats on the floor or on the table.

Playing the Game

Divide the children into two teams. Teams will take turns choosing one of the hats and answering the question pinned to the hat. Each question is worth the number of points indicated on the question. If the first team does not get the right answer, then the question goes to the other team who can win half the points for a correct answer.

When the blank hat is chosen, the team who chooses gets to come up with their very own question to try to stump the other team. If they can, then they get the highest point value worth on the question AND another turn. If the other team gets the right answer, then play continues as normal. When all the questions on the hats have been answered, pin a new set in, changing the empty hat.

Game continues until all children get to choose a hat, or as number of questions, time, and attention span allow.

Non-competitive Option

Divide the children into two groups. Set a target point number for whole group, telling them that together they are going to see how many turns it takes to reach the target number. Have one set of children be the hat wearers and the other set be the hat pickers. Once one set of children have had a turn, switch out hat wearers and the hat pickers. If someone chooses the blank hat, they make up a question to ask the rest of the children. Tally number of turns on a piece of paper. When the target number has been reached, start over and try to reach the target number in fewer turns.

Optional TAKING IT TO OTHERS Activity: Quiz Questions

Have the children choose a few of the questions from the game to ask the parents/other children during TAKING IT TO OTHERS time. Help pre-readers by whispering the question in their ear and letting them ask it aloud to the parents/other children.

CASE REPLAY ACTIVITIES

Use this guide to review the Case Story and act it out for others to enjoy!

CASE REPLAY, JR: YOUNGEST CHILDREN

Description: The children will act out the story together, everyone doing the same action/sound effect at the same time. This activity is most suitable for kindergarteners.

Materials

The Case RePlay, Jr. script for younger children

Preparation

1. Read through the script and write in the blanks along the side possible actions/sound effects the children could do to act it out.

Instructions

1. Tell the children that they will be re-enacting the story together as you tell it.
2. As you read the script, lead the children in actions/sound effects to do with you.
3. If desired, you can read the script and stop at certain sentences and ask them what a good action/sound effect would be to act out what you just read.
4. Repeat the re-enactment one or two times more.

CASE REPLAY, SR: OLDER CHILDREN

Description: The children act out the story as a three-scene play. You will narrate it using the Case RePlay, Sr. script and they will act it out (no spoken words, for the most part), with each child assuming a different character's role. This activity is most suitable for first grade and up. You will review the story, then practice it a few times before performing it for others.

Materials

The Case RePlay, Sr. script
White board or other large format paper
Costumes and props

Preparation

1. Prepare for the play by choosing costumes and props for each character in the story. Decorate the area with any scenery props.
2. Write the words "Beginning," "Middle," "End" on a large piece of paper/whiteboard with plenty of space under each heading. You will use this paper to help the children think about the story as a three-scene play, as it is presented in the script.

Instructions

1. Tell the children that they will get to act out the story as a three-scene play, with a beginning, Middle and end section. Tell them that before they can act it out, they need to think it out. as you narrate it with your script.
2. Take the children's answers as they recount the story, helping them put key incidents in the right order.
3. If desired, when they have filled in their Beginning, Middle, End, read through your whole (real) script, so they hear exactly what you will have them act out.
4. Then tell the children that it's time to practice acting out the story.
5. Assign parts to each child. If you are using costumes, do NOT give them out at this point. They will be a distraction.
6. Have all the children sit on the floor or in chairs on one side of the "stage," then call the characters up in place as their part in the story comes.
7. As you read the script, guide the children in where you want them to move or do to act it out.
8. After going through the whole script once, give out any costumes and props and act out the script once or twice more.

Optional TAKING IT TO OTHERS Activity: Re-enacting the Story

Read the script as the children act out together (younger) or assuming different roles (older) as the other children or the parents watch.

CASE REPLAY, JR--YOUNGER KIDS (KINDERGARTEN) P.2

Welcome to our play! The name of our story is called: The Case of the Worshipful Wife-picker.

Our story starts out in Canaan. It's an Old Testament story that takes about 2000 years before Jesus died on the cross and rose from the dead.

And now we present: "The Case of the Worshipful Wife-picker."

Actions:

Scene 1:

The old man Abraham calls his chief servant to go back to where his family lived in Haran to get a wife for Isaac, since he was too old to do it himself. Abraham reassures him that the LORD will send His angel ahead of him to guide him. Abraham gives his servant ten camels loaded down beautiful gifts to give the girl and her family, then sends him and his helpers on their way. The servant makes the long journey (about 600 miles) from Canaan to Haran. He takes his camels to the well to give them water. When he sees that all the girls at the well, he prays to the LORD to lead him to the right girl for Isaac. The girl who offers to water all ten camels when he asks for a drink would be the one.

Scene 2:

Beautiful Rebekah comes to the well. Abraham's servant asks her for a drink of water. She offers to water the camels and then gives all ten camels as much water as they could drink (maybe eighty trips!). He finds out that she is one of Abraham's relatives. Abraham's servant sees that Rebekah is the right girl. He gives her an expensive nose ring and very expensive bracelets. She invites him to stay at their house. He bows down before the LORD, in praise and thanksgiving for answering his prayers. Rebekah goes back home and tells her family. Laban, her brother, goes out to the well to invite him to the house. The servant tells Laban and Bethuel who he is and why he has come. When he tells them about how the LORD answered his prayers through Rebekah, they consent to let her go to be Isaac's wife. The servant brings out rich gifts of jewelry and clothes for Rebekah and other things for her family, then they all eat together.

Scene 3

The next morning, the servant wants to take Rebekah and go, but her family want her to stay a while longer. Rebekah agrees to go right then and she and her servants leave for Canaan. After the long journey, they near Abraham's fields and Rebekah sees Isaac coming towards her. When she finds out it is Isaac, she puts on her veil of engagement so he cannot see her face. Isaac takes Rebekah to his mother's tent and marries her right then.

Bible Truth Tie-In:

The Bible Truth we are learning is: **The LORD Is Everywhere, All the Time.** Abraham's servant praised the LORD for being with him and also being at work in Haran so that he would know the right wife to take for Isaac.

CASE REPLAY, SR--OLDER KIDS (1ST GRADE AND UP) P.3

Welcome to our play! The name of our story is called: The Case of the Worshipful Wife-picker.

Our story starts out in Canaan. It's an Old Testament story that takes about 2000 years before Jesus died on the cross and rose from the dead.

The characters in our story are: Abraham, his servants, Isaac, Nahor, Women at the well, Rebekah, Laban and Bethuel, Rachel's mother, Deborah, the nurse
Abraham's servant

And now we present: "The Case of the Worshipful Wife-picker."

Scene 1: (Beginning)

The old man Abraham calls his chief servant to go back to where his family lived in Haran to get a wife for Isaac, since he was too old to do it himself. Abraham reassures him that the LORD will send His angel ahead of him to guide him. Abraham gives his servant ten camels loaded down beautiful gifts to give the girl and her family, then sends him and his helpers on their way. The servant makes the long journey (about 600 miles) from Canaan to Haran. He takes his camels to the well to give them water. When he sees that all the girls at the well, he prays to the LORD to lead him to the right girl for Isaac. The girl who offers to water all ten camels when he asks for a drink would be the one.

Scene 2: (Middle)

Beautiful Rebekah comes to the well. Abraham's servant asks her for a drink of water. She offers to water the camels and then gives all ten camels as much water as they could drink (maybe eighty trips!). He finds out that she is one of Abraham's relatives. Abraham's servant sees that Rebekah is the right girl. He gives her an expensive nose ring and very expensive bracelets. She invites him to stay at their house. He bows down before the LORD, in praise and thanksgiving for answering his prayers. Rebekah goes back home and tells her family. Laban, her brother, goes out to the well to invite him to the house. The servant tells Laban and Bethuel who he is and why he has come. When he tells them about how the LORD answered his prayers through Rebekah, they consent to let her go to be Isaac's wife. The servant brings out rich gifts of jewelry and clothes for Rebekah and other things for her family, then they all eat together.

Scene 3: (End)

The next morning, the servant wants to take Rebekah and go, but her family want her to stay a while longer. Rebekah agrees to go right then and she and her servants leave for Canaan. After the long journey, they near Abraham's fields and Rebekah sees Isaac coming towards her. When she finds out it is Isaac, she puts on her veil of engagement so he cannot see her face. Isaac takes Rebekah to his mother's tent and marries her right then.

Bible Truth Tie-In:

The Bible Truth we are learning is: **The LORD Is Everywhere, All the Time.** Abraham's servant praised the LORD for being with him and also being at work in Haran so that he would know the right wife to take for Isaac.

Well Water for Abraham's Servant and Camels

Description

Children will make a paper cup well with a working bucket and paper Rebekah, servant and camel figures.

Materials

White card stock
 White poster board
 Brown, gray, tan, black wonderfoam or construction paper
 Craft Glue
 Miniature paper cups, liked used for condiments at restaurants, 1 per child
 1 pencil per child, unsharpened
 Yarn or twine
 Clear Packing tape
 Glue gun and glue
 Markers or crayons

Preparing the Craft

1. Make a copy of Templates #1 out of poster board card stock
2. Make a copy of Templates #2 and #3 per child out of paper or card stock.
3. Use packing tape to securely fasten short sides of Template #1 together into a circle.
4. About ½" down from one of the edges, poke 2 holes directly across from each other, just the diameter of the pencil. This will be where the bucket mechanism is inserted.
5. Cut out various stone shapes out of the wonder foam or construction paper.
6. Cut a 6" length of yarn/twine per child.
7. Punch 2 holes across from each other in the miniature paper cup, just the size for threading the yarn/twine through. Thread yarn through holes and tie ends into a knot.

Making the Craft

1. Show the sample of the craft you have made.
2. Have children fill in Template #1 with stone shapes, making sure to leave holes clear.
3. Color in Rebekah, servant and camels.
4. Tape or staple short sides of poster board together, forming walls of well, lining up the two holes so that they are directly across from each other.
5. Insert the pencil through the holes in the cup.
6. Teacher only: Attach the twine to the Middle of the pencil by holding the two ends together and gluing them down side by side with a dab of hot glue.
7. Fold along top of each paper figure so that they can stand. Place next to well.

Making a Bible Truth Connection

Once the children have settled into their craft, use the Bible Truth- Craft Connection Sheet to lead discussion about the craft. Note that most of these questions echo the questions on the case board, providing a review of what the children learned earlier.

Optional TAKING IT TO OTHERS Activity: Craft Presentation

If you are presenting the craft to other children or parents the children can hold up their crafts (or your model craft) and read their Bible Truth Connection answers to explain the importance of the craft.

CASE CRAFT**Discussion Guide****Instructions:**

As the children are settled into making their craft, ask them these questions to help them understand the craft's significance. Use the answers provided to guide the children's answers.

Discussion Questions

1. Where did Abraham send his servant? Why?
To Haran, the town of his relatives, to find a wife for Isaac.
2. Where did the servant first stop in Haran? Why?
He stopped at the well because all the young women of marrying age were there drawing water. He thought the girl Isaac should marry would be there.
3. What did the servant pray would be the sign that he had found the right girl?
She would offer to give him and all of his camels water.
4. What is the Bible Truth that we are learning?
The LORD Is Everywhere, All the Time.
5. What does our craft have to do with our Bible Truth: The LORD Is Everywhere, All the Time?
The Egyptians worshiped many gods, who were each supposed to control different parts of nature. But the LORD sent plagues that showed He was the true God over all of creation. He alone should be worshiped.
6. What can this craft help us remember?
That God sees everything, all the time. God always knows what is best. He is working out His perfect plan with perfect timing for everything in His people's lives, even today.


TAKING IT TO OTHERS**Craft Presentation****Instructions:**

Have children hold up your model craft/their crafts. Choose five children (or you say) the five sections below to explain the craft's importance.

Presentation:

1. Our craft is Well Water for Abraham's Servant and Camels.
2. At Haran, the town of Abraham's relatives, Abraham's servant prayed that the LORD would cause the girl He wanted Isaac to marry to offer to draw well water for himself and the camels because this would be a clear sign from God what His will was.
3. Bible Truth 3 is: The LORD Is Everywhere, All the Time.
4. The LORD perfectly timed Rebekah's walk to the well with Abraham's servant's prayer and arrival at the well because the LORD is everywhere, all the time. He knows and can bring about just exactly what He wants, exactly when He wants to.
5. Our craft can help us remember that God sees everything, all the time. God always knows what is best. He is working out His perfect plan with perfect timing for everything in His people's lives, even today.

Note: Even non-readers can participate in presenting the craft, if you will whisper what they are to say in their ear and let them say it aloud for the others to hear.



Well Sides Background


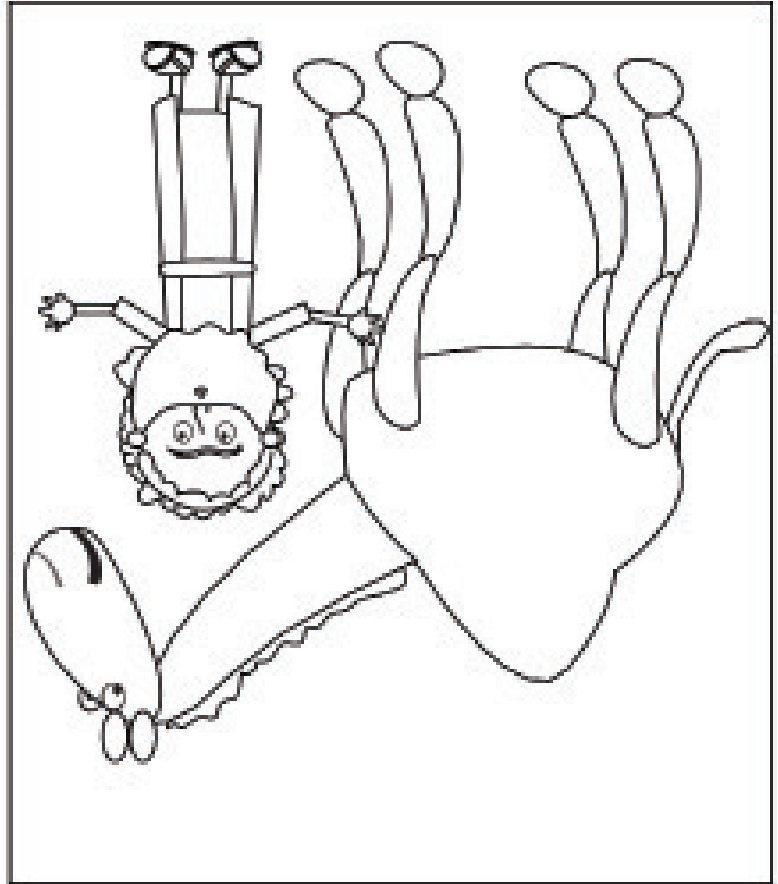
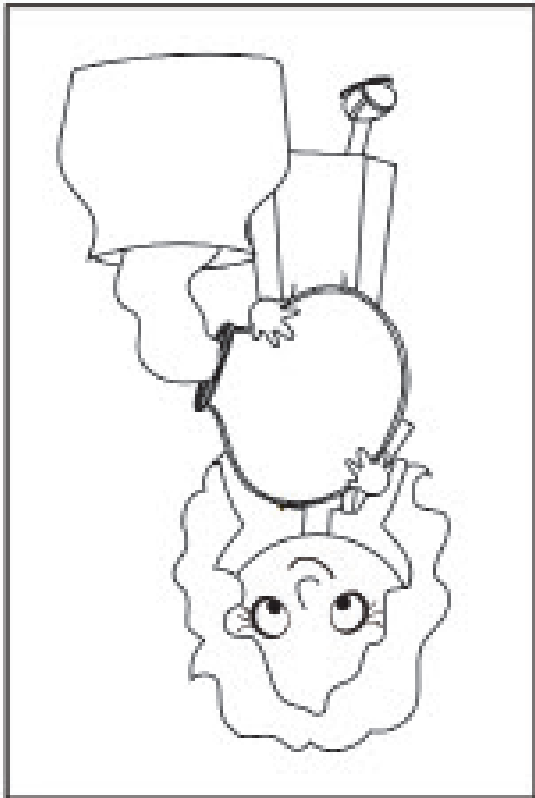
Template #1



Picture of Sides of Well

Figure #1

Templates 2 & 3



BEFORE CLASS:**1. PICK YOUR PERSON**

VIPPs can be anyone in your church! Typically, they fall into 6 categories: Church staff, Elders, Deacons/deaconesses, Special Volunteers (people who aren't paid, but spend a lot of time helping out in particular ways), Supported Workers (aka missionaries), and Church Members.

2. GATHER YOUR FACTS

Use the VIPP Information Sheet to write down the facts about your VIPP. The information on this worksheet is used in the VIPP activities, listed in the "Choose an Activity" section below.

DURING THE ACTIVITY:**1. INTRODUCE YOUR VIPP**

Introduce your VIPP to the children, using the VIPP Information Sheet. Fill in a set of VIPP Clue Cards with the information for your VIPP. If desired, you can even have the actual person come into class for the children to meet.

Need help describing what someone does for the church in a kid-friendly way? Check out the list of common VIPPs on the Praise Factory website in the PFI resources. There are lots of kid-friendly descriptions for common VIPP's, such as pastors, elders, deacons and a lot more.

2. PRAY!

Lead the children in praying for the VIPP. Ask the children if they would like to pray for one of the VIPPs prayer requests. Even non-readers can pray for the VIPP if you whisper the prayer request in their ear, then let them say it aloud. Never force a child to pray!

3. CHOOSE AN ACTIVITY

There are two activities you can use to help the children learn about the VIPP:

VIPP Clue Cards: These are nine coloring sheets in which children fill in the nine things they learn about the VIPP from the VIPP Information Sheet. Photocopy a set of each child. Use as few or as many of these Clue Cards as you desire.

VIPP Game: This is a game that uses a set of Clue Cards for one or two VIPPs.

Choose a VIPP and fill in his/her information on the VIPP Information Sheet. Fill in a set of VIPP Clue Cards with the information for your VIPP. Tell the children about the VIPP, having them fill in the VIPP Clue Cards with the key facts as they learn them. Write any words the children need to write on a white-board or other piece of paper so they can see how to spell them. Help younger children write these words on their clue cards. Ideas for how to tell the children about many common VIPPs are listed at praisefactory.org with the resources for this Bible Truth.

Optional TAKING IT TO OTHERS Activity: Introduce and Pray for the VIPP

If you are presenting the VIPP to other children or parents you can assign children to hold up the 10 clue cards and say what each card tells about the VIPP. (Or, you can have the children hold them up as you tell what each one means.) Then lead the children in praying for the VIPP.

Game: Mix and Match

Materials

Information Sheet for one VIPP

2 Set of Clue Cards

8 8.5" x 11" Manila Envelopes

Nerf Ball or other soft ball for indoor use

Preparing the Game

1. Fill in one set of clue sheets for the VIPP you are using.
2. Tape the other (blank) set of Clue Cards to the outside of the manila envelopes.
3. Put the filled-in clue cards in the corresponding envelope.
4. Tape the envelopes to the wall.

Playing the Game

Reveal, then Review Version:

Reveal: Tell the children about the VIPP, showing them your filled-in clue cards as you tell about them.

Review: Have the children take turns trying to hit an envelope with the ball. The teacher (or the child) tells the Clue Card category. The other children try to remember what the VIPP's answer was. Open it up and see if they got it right. If they did, the Clue Card is retired. If not, it can be added back into the Clue Cards to be aimed at.

VIPP INFORMATION SHEET

VIPP NAME:

WHAT VIPP LOOKS LIKE

Man or Woman? _____

Hair color? _____

Eye color? _____

FAVORITE ANIMAL

FAVORITE FOOD

FAVORITE FREE TIME ACTIVITY

WHAT VIPP DOES DURING WEEK

VIPP GROUP OF SERVICE:

Church Member

Deacon

Elder

Church Staff

Special Volunteer

Supported Worker
(Missionary)

3 WAYS VIPP SERVES CHURCH

3 WAYS TO PRAY FOR THE VIPP
