

BIBLE TRUTH 3, LESSON 1: PLANNER/OVERVIEW

GETTING STARTED: Welcome and Opening Songs (*introduce unit and get kids moving with these songs*)

Welcome to Praise Factory: PFI: Praise Factory Investigators Theme Song *PFI ESV Songs 4, Track 1*

Rules to Help Us Worship God and Love One Another: WoGoLOA Classroom Rules Song
PFI ESV Songs 4, Track 2

Big Question Under Investigation: Big Question 4 Songs *PFI ESV Songs 4, Tracks 3,4*
Extra Song: Inspector Graff's Rap: The ABC's of God PFI ESV Songs 4, Track 5

Big Question Bible Verse: 1 Kings 8:23 In Heaven Above Song *PFI ESV Songs 4, Track 6*
Extra Unit 4 Bible Verse: In Heaven Above 1 Kings 8:23, ESV (short version) PFI ESV Songs 4, Track 7
Extra Unit 4 Bible Verse: In Heaven Above or Earth Beneath 1 Kings 8:23, ESV (other version) PFI ESV Songs 4, Track 8
Extra Unit 4 Bible Verse: O, O LORD 1 Kings 8:23, ESV (other version) PFI ESV Songs 4, Track 9
Extra Unit 4 Bible Verse: I Am God Deuteronomy 32:3-4, HSCB, PFI ESV Songs 4, Track 10

DIGGING DEEP DOWN: Key Concept and Story (*introduce the Bible Truth and tell the related story*)

Bible Truth 3: The LORD Is One God, Yet Three Persons: Father, Son and Holy Spirit

Bible Truth Hymn: Holy, Holy, Holy, v.1 *PFI ESV Songs 4, Track 17*

Bible Verse: 2 Corinthians 13:14, ESV

Bible Verse Song: May the Grace *PFI ESV Songs 4, Track 18*

Lesson 1 Old Testament Story: The Case of the Perfect Wonderfulness
Genesis 1-3; John 1:1-3,14,17; Philippians 2:6-11; Colossians 1:15-17;
Hebrews 1,12; Revelation 22

TAKING ACTION: Response Activities (*choose from among these activities*)

Snack and Discussion Planner: God's People Enjoying God's Perfect Wonderfulness

ACTS Prayer: Prayer Sheet

Bible Truth Review: Discussion Questions and Game: Rush to Safety

Bible Truth Hymn: Holy, Holy, Holy, v.1 *PFI ESV Songs 4, Track 17*
Song, Sign Language and Song Game: Sign It, Say It, What Does It Mean? **PFI ESV Songs 4 BOOK or ONLINE**

Bible Verse Review: 1 Corinthians 13:14 Discussion Sheet and Game: Balancing Act

Bible Verse Song: May the Grace *PFI ESV Songs 4, Track 18*
Song, Sign Language and Song Game: Pass the Secret Sign **PFI ESV Songs 4 BOOK or ONLINE**

Story Review: Discussion Questions and Game: What's in the Box?

Case RePlay, Jr: Drama Activity for Youngest Children (children do same story actions together)

Case RePlay, Sr: Drama Activity for Most Children (children re-tell story with individual parts)

Craft: God's People from Every People and Language

VIPP (Very Important Prayer Person) Prayer Time: Coloring Sheets (back of book) and Game: Ball Roll Review

TAKING IT HOME: Take Home Sheet for Review and Family Devotions

PFI Pronto: Bible Truth 3, Lesson 1 **PFI ESV Prontos 4 BOOK or ONLINE**

The Case of the Perfect Wonderfulness Genesis 1-3; John 1:1-3,14,17; Philippians 2:6-11; Colossians 1:15-17; Hebrews 1,12; Revelation 22

by Connie Dever

Our story is called:

The Case of the Perfect Wonderfulness.

As you listen to the story, see if you can figure out:

1. What is Perfect Wonderfulness? Who lives in Perfect Wonderfulness?
2. Who else will get to enjoy Perfect Wonderfulness? When?

This is a story that starts out before Old Testament times, goes through New Testament times...goes far into the future.

Really, I can't tell you when this story begins, for it begins long before there were days, months and years. I can't even tell you where it begins, for it began before there was earth with all its mountains and trees, birds and animals...or even heaven filled with angels. But even though I can't tell you when it was or where it was, I can tell you a little bit about what it was like: it was Perfect Wonderfulness!

What is Perfect Wonderfulness? It is perfect love, joy and peace. It is the indescribable happiness and fellowship of knowing and loving the greatest Someone there is to know—and to know Him completely and perfectly. It is living perfectly without sin, basking only in the brilliant, infinite glory of spotless holiness and goodness. It is the best anyone can ever know or be. It is better than anything that you or I can ever, ever, ever imagine.

This story is the most amazing love story about the One who lives in Perfect Wonderfulness. It is the story of the God's love for Himself: Father, Son, and Holy Spirit—who altogether we call "the Trinity:" the Three that are One God.

Before the world began, there was only God, the Father, Son and Holy Spirit. That's all. No people, no angels, no heaven, no earth, no universe. No anything. But God was not lonely; He was completely happy, for the Father, Son and Holy Spirit enjoyed Perfect Wonderfulness. There was nothing more God needed, for God is the most wonderful person anyone can ever know. They loved each other perfectly, they knew each other completely, they delighted in their perfect holiness and glory. God was happier, more satisfied,

and more complete than anything you or I could ever imagine. It had always been that way and it would always be that way.

God, in His Perfect Wonderfulness, decided, for His own pleasure, to create a universe of things that would display His glory: a heaven of millions of glorious angels, a universe of glittering stars, a beautiful, majestic earth of mountains, valleys and plants, overflowing with a countless number of creatures of every kind imaginable. Best of all, He would create for Himself a people who even though very, very different and small compared with His great, glorious, infinite Self; yet, who had a tiny spirit like His to be filled up with as much of His perfect closeness, love, happiness as they could hold. Then they could share a bit of the Perfect Wonderfulness that God the Father, Son and Holy Spirit shared together.

God the Father knew His perfect plan for His creation from start to finish. God the Son and the Holy Spirit delighted to carry it out. God the Son was ready to create all things that the Father wanted. The Holy Spirit hovered over the formless, emptiness that was to be the world, waiting the Father's command: "Let there be light...let there be dry ground...let there be plants...let there be birds...let there be animals and fish..." Everything that God the Father desired to create in the heavens and the earth, God the Son delighted to be created through Himself in absolute perfection.

Everything was good that God the Father planned and was created through the Son, but the best was yet to come. Now He would make the people for whom

Story-telling Tips

Ahead of time:

1. Read the Bible verses and story. Pray!
2. Create story cue cards on index cards (or highlight text).
3. Practice telling story dramatically, timing your presentation. Shorten, if necessary to fit your allotted time.
4. Decorate area with story props that help bring your story alive.

During your presentation:

1. Maintain as much eye contact as possible as you tell the story. Point to/use props at important points in the story. Include the kids in your story with a few questions about what they think will happen or words/concepts that might be new to them.
2. Watch the kids for signs that their attention span has been reached. Shorten, if necessary.

He had planned to enjoy Him and His Perfect Wonderfulness in a way unlike all of His other creations.

“Let’s make humans in our own image,” God the Father said to the Son and the Holy Spirit, “with an invisible spirit inside their bodies so they can know Us and enjoy our Perfect Wonderfulness.” So man was created through the Son of God from the soil of the ground; and then woman was made from the man’s rib. God breathed life into them and they were alive.

How delightful it was to be alive! The man and woman—Adam and Eve—looked at all the beautiful things God had created and were amazed at His glory they displayed. They loved each other and enjoyed close fellowship. Best of all, they delighted in the Perfect Wonderfulness of knowing God. Every day was filled with knowing more of Him by exploring all of the delightful creation He gave them; and most of all, by enjoying God’s close fellowship with them. Being with God was Perfect Wonderfulness!

But for humans, the Perfect Wonderfulness wouldn’t last. In heaven a great angel called Satan led many angels to rebel against God. God cast them out of heaven, for nothing sinful may live in the presence of His Perfect Wonderfulness. In his fury, Satan worked to spoil the Perfect Wonderfulness that people knew with God. Satan tempted Adam and Eve to disobey God by eating from the one tree from which they were commanded not to eat—the Tree of the Knowledge of Good and Evil. “If you eat from this tree, then you will die,” God had told them. Adam and Eve ate its fruit and terrible changes came. They tried to hide from God.

“Your sin has broken the wonderful fellowship you had with Me,” God told them. Now all people deserve separation from Me and My Perfect Wonderfulness forever. But I will send a Savior to crush Satan and make the way for sinners to know Me and My Perfect Wonderfulness again,” He promised.

Who was that Savior to be? God always knew who it would be: it would be Jesus, God the Son. Only He could pay for the sins of God’s people and restore them to the Perfect Wonderfulness of knowing God.

But what of the Perfect Wonderfulness God the Father, Son and Holy Spirit knew? Would the Father really send His Son away from that perfect fellowship?

Would the Son really set aside the perfect happiness of their fellowship to save sinners? Yes, He would! God the Son delighted to do His Father’s will, even this very, painful, hard thing. So He left the fullness of that fellowship with the Father and the Holy Spirit and took on the skin and bones of a human baby. He was named Jesus, “God saves.” He was still completely God, but now He was completely man, too.

When Jesus grew up, He traveled all over Israel healing sick people and teaching about God. He told them He had come to be their Savior, so that all who repent of their sins and believe in Him would be saved. The Holy Spirit would come and live inside them. Through Him, they would know God and some of His Perfect Wonderfulness right here on earth. He promised He was going to heaven to make a place for them. When they died, they would go and live there forever and be completely filled up with God’s Perfect Wonderfulness.

Every day, Jesus prayed to His Father; the Holy Spirit comforted Him; and He delighted to carry out His Father’s plan. Yet He longed to for His work on earth to be finished and He would go home to enjoy the fullness of God’s Perfect Wonderfulness again. Would that would not come until after the day He paid for the sins of God’s people on the cross.

What a terrible day of pain and suffering that was for Jesus! His body hurt terribly, but that wasn’t the worst of what He suffered. For when Jesus offered His life up in the place of His people’s, part of what He offered up was the Perfect Wonderfulness He knew with God the Father and the Holy Spirit. “My God, my God, why have you forsaken Me!” the Son of God cried out, as He was cut off from Them. How great was God’s love that He would even do this in order that we might know Him and His Perfect Wonderfulness, though we have done nothing at all to deserve it!

But not even death could cut off the perfect Son of God forever! Jesus completely paid the punishment for God’s people’s sins when he suffered and died on the cross. On the third day after He died, Jesus rose up from the grave as the conqueror of sin and death forever. He rose to heaven to be restored fully again to the Perfect Wonderfulness of fellowship with God the Father and Holy Spirit.

What rejoicing there was then and will always be! Rejoicing over the Perfect Wonderfulness of God's fellowship enjoyed by God the Father, Son and Holy Spirit. And, rejoicing over the restored fellowship that all God's people can now have with God, too. Here on earth, they will get glimmers of Perfect Wonderfulness through the Holy Spirit living in their heart. But later in heaven, it will full, bursting-at-the-seams enjoyment of God's Perfect Wonderfulness. And it will last forever and ever.

Cracking the Case:

It's time to answer our Case Questions.

1. What is Perfect Wonderfulness? Who lives in Perfect Wonderfulness? It is the indescribably wonderful fellowship of love, joy and peace that God the Father, Son and Holy Spirit have with each other.

2. Who else will get to enjoy Perfect Wonderfulness? When? All of God's people will get to enjoy Perfect Wonderfulness when they go to live with God.

Something For You and Me

Our Bible Truth is:

The LORD Is One God, Yet Three Persons: Father, Son and Holy Spirit

Our Bible Verse is: 2 Corinthians 13:14

"May the grace of the Lord Jesus Christ, and the love of God and the fellowship of the Holy Spirit be with you all."

What a difficult idea the Trinity is for us: The Lord who is One God, yet Three Persons! But is that so surprising that our great God who made everything and knows everything is greater than our little human minds can understand? How amazing that God would want to share the Perfect Wonderfulness of the Father, Son and Holy Spirit with sinful people! That will be the most indescribably awesome thing anyone has ever or could ever experience! Let's praise God for being Father, Son and Holy Spirit. Let's praise Him for calling sinful people—even people like you and me—to share in His Perfect Wonderfulness, when we repent of our sins and turn and trust in Him. Let's ask Him to work in our hearts that we would, by His Holy Spirit, know some of His Perfect Wonderfulness right here on earth...and one

day, be among those in heaven who are filled up forever and ever, with as much of His Perfect Wonderfulness as they can hold.

Close in prayer.

Closing ACTS Prayer

A God, we praise You for being perfectly wonderful and satisfied in Himself. Praise Him for being Father, Son and Holy Spirit.

C God, we confess that we have not acted like knowing Him and obeying Him is perfect wonderfulness. We choose to live life our own way. We need Jesus to save us.

T God, we thank You for sending Your Son, Jesus, to save sinners. Thank You for sending the Holy Spirit to live inside the hearts of Your people.

S God, we ask that You would work in our hearts that we might turn away from our sins and trust in Jesus as our Savior. Fill our hearts with Your Holy Spirit so we can know some of Your Perfect Wonderfulness now. Take us home to be with You, one day, so we can be filled up completely with Your Perfect Wonderfulness.

Special Words

Perfect Wonderfulness: A made up description of the perfect fellowship of love, joy and peace that God the Father, Son and Holy Spirit enjoys.

Trinity: A word that people use to describe the idea that the LORD is one God, but three persons--Father, Son and Holy Spirit.

ACTS PRAYER ACTIVITY

Use this sheet to write down your ACTS Prayer

Instructions:

Use this sheet to help the children apply the Bible Truth into a prayer. You can use the ACTS provided or even better, have the kids think of their own applications. Also have the children add their personal requests to the prayer, too. Lead the children in the prayer or let them pray sections, with your help. Never force a child to pray! Non-readers can participate by you whispering a section of the prayer into their ear and allowing them to pray it aloud for the group.

ADORATION:

Father, we praise You for Your wisdom; Jesus, we praise You for Your sacrifice,; and, Holy Spirit, we praise You for Your work in the hearts of God's people. How amazing You are to love sinful people like us as You have!

God, we praise You for being.....

Add your own Adorations:

CONFESSION:

God, we confess that many times we do not appreciate how great a sacrifice it was for You, Jesus, to leave the perfect fellowship of the Trinity in heaven to come to earth to be the sacrifice for the sins of God's people.

God, we have sinned against You....

Add your own Confessions:

THANKSGIVING:

Thank You, God for sending Your Holy Spirit to live in the hearts of Your people. Thank You, Father for Your wonderful plans to save Your people. Thank You, Jesus, for being their Savior.

God, we thank You for...

Add your own Thanksgivings:

SUPPLICATION:

God, help us to trust You about this great mystery that we cannot understand. Fill us with greater wonder over who You are. Send Your Holy Spirit to work in our hearts that we would turn away from our sins and trust in Jesus as our Savior.

God, we need Your help...

Add your own Supplication:

SNEAKY SNACK

Can you figure out how this snack ties in with our case?

Snack: God's People Enjoying God's Perfect Wonderfulness

Smiley face tortillas made with pepperoni eyes, pineapple chunk or mushroom slice nose, and shredded cheese mouth to represent the Perfect Wonderfulness that the Father, Son and Holy Spirit know together and that God's people enjoy a taste of now by the Spirit living in their hearts and will know completely in heaven.

This is only a suggestion. Feel free to modify. Be mindful of allergy issues among your children!

Case Tie-in: By God's Holy Spirit living in their hearts, God's people get to enjoy a taste of what it will be like to know God in all His perfect wonderfulness one day in heaven. How happy that makes them here on earth! Yet how much happier it will make them in heaven

SOUL FOOD

Food for thought during snack time

1. What does the snack have to do with the story?

Choose a few questions from the other activity discussion sheets to talk about during this snack time.

2.

3.

4.

5.

6.

7.

Directions: Read and discuss Bible Truth, using a FEW of the questions. Play game. Feel free to modify the game to fit your children.

The LORD Is One God, Yet Three Persons: Father, Son and Holy Spirit

There is only one God; yet, He is God, the Father, the Son, and the Holy Spirit. God the Father reigns over everything according to His perfect wisdom and will. Jesus, God the Son, perfectly loves His Father and delights to obey Him. God, the Holy Spirit, does the will of the Father and the Son. He works in the hearts of God's people. They work together perfectly and they have always enjoyed perfect happiness and oneness in heaven.

The Father, Son and Holy Spirit are called the "Trinity" (Three as one) because they are three separate persons, but only one God. We cannot understand this easily because God is so different from anything else we know.

Understanding the Bible Truth

1. What is a "person"? *We think someone has to be a human to be a person, but person really means someone who has a separate personality or characteristics. God the Father, Son and Holy Spirit each are persons. They have separate personalities, roles and characteristics. They are not like people "persons" who each live separately from one another. They exist together. They are just one God, eternal, all powerful, all knowing, infinitely wise, holy, loving, etc. This is more than human minds can understand.*
2. What does God the Father, the Son, and the Holy Spirit each do? *God the Father reigns over everything according to His perfect wisdom and will. Jesus, God the Son, perfectly loves His Father and delights to obey Him. God, the Holy Spirit, does the will of the Father and the Son. He works in the hearts of God's people.*
3. How do they work together? What do they enjoy together? *They work together perfectly and they have always enjoyed perfect happiness and oneness in heaven.*
4. What do we call the Father, Son and Holy Spirit? What does it mean? *The Father, Son and Holy Spirit are called the "Trinity" (Three as one) because they are three separate persons, but only one God.*
5. Can something about God be true even though we don't understand it? Why? *Yes. Because He is so much greater than we are.*

Story Connection Questions

How does the case story point to the **Bible Truth: The LORD Is One God, Yet Three Persons: Father, Son and Holy Spirit**:

1. Why is Perfect Wonderfulness a good description of the fellowship of the Father, Son and Holy Spirit? *Because the fellowship they know together is the most wonderful thing that anyone can ever imagine.*
2. How do God's people know about the Trinity? *They read about the Father, Son and Holy Spirit in the Bible; they know the love of God who sent Jesus to die for their sins; they know the fellowship of the Holy Spirit in their hearts.*

Bible Verse Connection Question

1. What does our Bible Truth have to do with our Bible Verse: **2 Corinthians 13:14** "May the grace of the Lord Jesus Christ, and the love of God and the fellowship of the Holy Spirit be with you all."?
Each of these three things that Paul wants God's people to know and enjoy are gifts from each person of the Trinity: Father, Son and Holy Spirit. Jesus gives them the free, undeserved gifts of salvation through faith in Him. The Father loves His people so much that He gave Jesus to die for them. And, He continues to love them every day of their lives. The Holy Spirit lives inside them, giving them closeness with God (fellowship). He helps them to know, love and obey God better.

Life Application Questions

1. How can knowing about the Trinity be an encouragement to God's people? *When they are fearful or going through hard times, they can think of all that God the Father, Son and Holy Spirit has done for them already. They can think about the Perfect Wonderfulness they will get to enjoy forever in heaven when these hard days are over.*
2. How can we become God's people? *By turning away from our sins and trusting in Jesus as our Savior.*

ACTS Questions

1. What is something we can praise God for because of this Bible Truth?

Praise God the Father for His wisdom, God the Son for His sacrifice, God the Holy Spirit for His work in the hearts of God's people.

2. What are sins we can confess to God because of this Bible Truth? *Confess that we forget to appreciate how great a sacrifice it was for Jesus to leave the perfect fellowship of the Trinity in heaven to come to earth to be the sacrifice for the sins of God's people.*

3. What is something we can thank God for because of this Bible Truth?

Thank God for sending the Holy Spirit, Himself, to dwell in the hearts of His people.

4. What is something we can ask God for because of this Bible Truth?

Ask God to help us trust Him about this great mystery we cannot understand and to fill us with greater awe over who He is.

The Gospel

1. What was God, the Father, Son and Holy Spirit's wonderful plan to save His sinful people? What's the gospel? *God is the good Creator and King of the world. He made people to worship Him and live by His good laws. But we are all sinners who've rebelled against Him. We all deserve death--God's just, eternal punishment for our sins. How terrible! But God has good news for us. In His great mercy, God sent His Son, Jesus to earth as a man to save sinners. He lived the perfect life that pleases God. (He's the only one who's ever done that!) He offered it up to God His Father as the perfect sacrifice for sins when He suffered and died on the cross. Then, on the third day, Jesus rose from the dead in victory. He had fully paid for the sins of God's people, so they wouldn't have to! Now all who turn away from their sins and trust in Jesus as their Savior will receive forgiveness of sins and eternal life with God. They will be His very own special people who will know Him and enjoy Him forever. We can be God's people, too, if we turn from our sins and trust in Jesus as our own Savior.*

Game: Rush to Safety

Materials

Construction Paper
 CD and CD player
 Masking Tape
 Small bowl or bag
 Bible Truth Questions

Preparing the Game

1. Choose 20+ questions for your game from the Bible Truth Discussion Questions, or make up your own.
2. Write the Bible Truth questions on small thin strips of paper (or make a photocopy of the Bible Truth Discussion Questions and Simply cut them into strips) and put them in the bag/bowl.
3. Cut circles about 9" in diameter, enough for every child but one.
4. Tape the circles on the floor around the room.

Playing the Game

Point out the safety spot circles on the floor. Tell the children that you will tell the children to move however you command them to move, such as march, walk, skip, crab crawl, etc. (BUT NOT RUN!!!) when you play the music. But when the music stops, they are to get to a safety spot. Show them that there is one spot too few for them all so that someone will be caught out. and they. As it gets slower, they march slower, etc. Suddenly stop the music and the children scramble for the beanbags. The child who has no safety spot picks a question for the class to answer. If the class answers it correctly, then the child is added back into the group. If not, then the child stays out and another safety spot is removed.

Game continues as number of questions, time, and attention span allow.

NOTE: Have the children who are "out" help make up actions for the other children to do, put them in charge of the music, etc. along with you. This will keep them happily occupied as they continue.

Non-competitive Option

Have the child without a safety spot choose a question for the class, but then join the game, even if the class gets it wrong. Add the question back into the bag for further review. Don't reduce the number of safety spots.

Optional TAKING IT TO OTHERS Activity: Quiz Questions

Have the children choose a few of the questions from the game to ask the parents/other children during TAKING IT TO OTHERS time. Help pre-readers by whispering the question in their ear and letting them ask it aloud to the parents/other children. Make sure you read the Bible verse aloud before you ask your questions.

Directions:

1. Write words to song in large print before class.
2. Play the song for the children, helping them follow along on the song sheet.
3. Discuss the song, using a few questions from the discussion sheet. *Don't use them all!*
4. Introduce sign language for key words of your choice from sign language sheet for your song. Use as few or as many as you think the children can learn.
5. Sing and sign the song. Sign language as well as large format lyrics and sheet music are found in the PFI Unit Songbook or online.
6. If desired, play the Song Game.

Optional TAKING IT TO OTHERS Activity: Presenting and Singing the Song

1. Sing and sign the song, encouraging the watching children/parents to join in.
2. Ask the class some of the questions listed below. The Bible Truth Connection Question is particularly good to help them understand how the song ties in with the Bible Truth.

Holy, Holy, Holy

Verse 1

Holy, holy, holy,
 Lord God Almighty,
 Early in the morning,
 Our song shall rise to Thee;
 Holy, holy, holy,
 Merciful and mighty!
 God in three Persons,
 Blessed Trinity!

Listen to it on PFI ESV Songs 4, Track 17

Understanding the Song

1. What does "holy" mean? *Completely good and loving; completely set apart from anything that is sinful.*
2. What does the song say holy three times? *To say that He is very, very holy.*
3. What does "Lord God Almighty" mean? *"Lord" spelled with a little "o-r-d" means a ruler or master over others. But "LORD" with all capital letters is the name of God. It means "I Am Who I Am." Almighty means the LORD is mightier than anything or anyone else.*
4. What does "Thee" mean? *An Old English word that means "you", still used by some today to show special respect to God.*
5. What does it mean for our song to rise to God? *We think of heaven as up, so we say our song rises up for God to hear us.*
6. Why is the morning an especially good time to praise God? *Each day is a gift from Him, filled with plans He has for us. When we start the day worshipping God, we are remembering to seek after His will for the day, that we might please Him in all we do.*
7. What does "blessed" mean? *Knowing God's favor or pleasure.*
8. What does "Trinity" mean and who is the Trinity? *Unity of Three, or Three that is One. The Father, Son and Holy Spirit are the Trinity.*
9. What is the Trinity called blessed? *The Trinity is blessed because only God is perfect. He is pleased with Himself more than anyone else. No one is wonderful as He. Also, God's people call the Trinity blessed because there is no one or nothing more wonderful than Him for us to know. And, it is because of the amazing plan of the Trinity that they can know some of His Perfect Wonderfulness now, and will know it as completely as humans can when they go to heaven.*

Bible Truth Connection Question

1. How does this song relate to our Bible Truth: **The LORD Is One God, Yet Three Persons: Father, Son and Holy Spirit?**

The LORD--Father, Son, and Holy Spirit-- is the Trinity. All that the Father, Son and Holy Spirit is and does shows us His perfect holiness, mercy, and mightiness. He has shown such love and goodness to sinners by all that He has done that God's people cannot help but call Him the blessed Trinity.

Story Connection

1. How does this song relate to today's story? *The Lord: Father, Son and Holy Spirit enjoy the Perfect Wonderfulness of God's holiness. Together they displayed to humans, His infinite mercy and mighty power through the creation of all things and through the amazing salvation of sinful people that they might know Him and enjoy His Perfect Wonderfulness forever.*

Bible Verse Connection Question

1. What does this hymn have to do with our Bible Verse: **2 Corinthians 13:14**: "May the grace of the Lord Jesus Christ, and the love of God and the fellowship of the Holy Spirit be with you all.?"

The Trinity--God, the Father, Son and Holy Spirit--is blessed to God's people because of their gifts of grace, love and fellowship.

Life Application Questions

1. How can God's people be affected by the message of this song? *They can praise God for being completely holy, merciful and mighty. They can ask God to help them to know Him better that they might delight in Him most of all.*

2. How can we become God's people? *By turning away from our sins and trusting in Jesus as our Savior.*

ACTS Questions

1. What is something we can praise God for from this hymn?

Praise God for being three Persons, Father, Son and Holy Spirit. Praise God for being holy.

2. What are sins we can confess to God from this hymn?

While God is holy, we are not. We disobey God. We deserve God's punishment! We need a Savior!

3. What is something we can thank God for from this hymn?

We can thank God for not just being holy and punishing us as we deserve, but sending Jesus to save all those who would ever turn from their sins and trust Him as their own Savior.

4. What is something we can ask God for from this hymn?

That God would work in our hearts that we might turn from our sins and trust Jesus as our Savior. Ask Him to forgive us our sins through Jesus. Help us to be holy, living our lives to please Him.

Gospel Question

1. God is holy: great and good. Nothing sinful can live in His presence. Yet, God made a way for His sinful people to live with Him forever. Can you tell me what it is? What is the gospel?

God is the good Creator and King of the world. He made people to worship Him and live by His good laws. But we are all sinners who've rebelled against Him. We all deserve death--God's just, eternal punishment for our sins. How terrible! But God has good news for us. In His great mercy, God sent His Son, Jesus to earth as a man to save sinners. He lived the perfect life that pleases God. (He's the only one who's ever done that!) He offered it up to God His Father as the perfect sacrifice for sins when He suffered and died on the cross. Then, on the third day, Jesus rose from the dead in victory. He had fully paid for the sins of God's people, so they wouldn't have to! Now all who turn away from their sins and trust in Jesus as their Savior will receive forgiveness of sins and eternal life with God. They will be His very own special people who will know Him and enjoy Him forever. We can be God's people, too, if we turn from our sins and trust in Jesus as our own Savior.

Song Game: Sign It, Say It, What Does It Mean?

Materials

Sign Language signs used in song, particularly choose words with important meanings you want the children to learn, such as “grace”, “redeem”, etc.

Bag or bowl

Preparing the Game

1. Cut out signs and put in bowl.

Playing the Game

1. Practice the song and signs until the children know them well. Then put all the signs we’ve learned in this bag/ bowl and mix them up.
2. Ask one of the children to choose a sign, but not show it to anyone...but you, if they need some help.
3. Ask the child to do the sign for the rest of the children and see if the other children can guess which one it is. Do the sign with the child, if desired.
4. When the children guess the sign, ask them the meaning of the word. If no one guesses the sign, put it back in the bowl to be picked again.
5. Choose another child to pick a new sign from the bag and continue.

NOTE: You might want to sing the song after you do each word or couple of words.

Game continues as number of questions, time, and attention span allow.

choose a FEW questions for discussion, then choose the game and/or music activity

Bible Truth 5 BIBLE VERSE**Meditation Version: 2 Corinthians 13:14**

“May the grace of the Lord Jesus Christ, and the love of God and the fellowship of the Holy Spirit be with you all.”

Understanding the Bible Verse

1. What is “grace”? *Grace is receiving an undeserved gift; or being treated with favor that you don’t deserve.*
2. What is the grace of the Lord Jesus Christ? *The gift of His leaving the perfection of fellowship with the Father and the Holy Spirit to live as a human and offer up His life as the perfect payment for the sins of His people.*
3. What is the love of God like? *So great that He would send His Son to suffer and die as the perfect sacrifice for His people.*
4. What is fellowship? *Loving, caring, knowing someone as a close friend.*
5. What is the fellowship of the Holy Spirit? *His living in the hearts of His people, so that they know and love God closely.*
6. Who is the “you all” that the Father, Son and Holy Spirit will be with? *Christians: those who confess their sins to God, trusting in Jesus for forgiveness for them and who turn and live their lives in obedience to Him.*
7. Why would Paul (who wrote these words to the Corinthians) want them to have these three things? *These are the three greatest gifts of the Trinity to us: forgiveness for sins, for God to love them, and to know and love God.*

Bible Truth Connection Question

1. What does this verse have to do with the **Bible Truth: The LORD Is One God, Yet Three Persons: Father, Son and Holy Spirit**? *Each of these things that Paul wants God’s people to know and enjoy are gifts from each person of the Trinity: Father, Son and Holy Spirit. Jesus gives them the free, undeserved gifts of salvation through faith in Him. The Father loves His people so much that He gave Jesus to die for them. And, He continues to love them every day of their lives. The Holy Spirit lives inside them, giving them closeness with God (fellowship). He helps them to know, love and obey God better.*

Story Connection Questions

1. How does this verse relate to our story? *The grace of Jesus, the love of God and the fellowship of the Holy Spirit are all wonderful displays of God’s plan to share His Perfect Wonderfulness with His people.*

Life Application Questions

1. How can God’s people apply this verse to their lives? *They can praise God: Father, Son and Holy Spirit for giving His people all they need to know Him and love Him. They can praise Him that He would have chosen to include His people—just creatures—in the Perfect Wonderfulness of who He is through the grace of Jesus, the love of God, and the fellowship of the Holy Spirit.*
2. How can we become God’s people? *By turning away from our sins and trusting in Jesus as our Savior.*

ACTS Questions

1. What is something we can praise God for from this Bible Verse? *Praise God the Father for His great love for His people, shown through Jesus; God’s Son, gift of salvation for His people.*
2. What is something we can confess to God from this Bible Verse? *We can confess that many times we don’t think about how great God’s love for His sinful people is, that He would choose to send His Son to earth, where He would not enjoy all of the Perfect Wonderfulness of fellowship in heaven with God the Father and Holy Spirit.*
3. What is something we can thank God for from this Bible Verse? *We can thank God for His great love for His people, choosing to save them even though they have rebelled against Him.*
4. What is something we can ask God for from this Bible Verse?
We can ask God to work in our hearts that we would want to turn away from disobeying Him and trust in this wonderful Jesus as our own Savior. We can ask His that we might know His love, receive the gift of salvation through Jesus, and know the Holy Spirit’s fellowship in our hearts.

Gospel Question

1. How did God show His love to His people? What is the undeserved gift that Jesus gave to His people: what is the gospel?

God is the good Creator and King of the world. He made people to worship Him and live by His good laws. But we are all sinners who've rebelled against Him. We all deserve death--God's just, eternal punishment for our sins. How terrible! But God has good news for us. In His great mercy, God sent His Son, Jesus to earth as a man to save sinners. He lived the perfect life that pleases God. (He's the only one who's ever done that!) He offered it up to God His Father as the perfect sacrifice for sins when He suffered and died on the cross. Then, on the third day, Jesus rose from the dead in victory. He had fully paid for the sins of God's people, so they wouldn't have to! Now all who turn away from their sins and trust in Jesus as their Savior will receive forgiveness of sins and eternal life with God. They will be His very own special people who will know Him and enjoy Him forever. We can be God's people, too, if we turn from our sins and trust in Jesus as our own Savior.

Game: Balancing Act

Materials

Bible verse written up in large print so that all can see
 10 or so various balance-able items, per team
 (erasers, plates, rulers, books, shoes, etc.)
 Paper, marker
 2 baskets/boxes per team

Preparing the Game

1. Make copy of the verse per team and cut it apart into as many parts as there are items per team. Number these verse pieces in order.
2. Make a sign per team of the verse. If you have a lot of non- or early readers, write the verse in easy to read print, numbering each word/section that correspond to the sections on the cut-up version of the verse. If your children are all proficient readers, do not write the verse on the poster board, but simply draw lines and number them 1-10, corresponding to the 10 verse pieces.
3. Write down and cut out the numbers used on the verse pieces and put in a little bag or jar.
4. Use masking tape to mark starting line. Tape the verse pieces to the items and make a pile for each team at the far end of the relay area.
5. Place items for each team in a basket and place at each team's starting point. Place the other baskets at the other end of the relay area.

Learning the Verse

Some or all of your children may be non- or early readers. Teach the verse in sections, having them say it after you. Repeat a few times. Add clapping or other movement as they say it.

Directions

1. If desired, lead the children in a discussion of a **FEW** of the most important questions before beginning game.
2. Explain the game to them as follows:
 Divide the children into teams and have them line up at a start line. Have the whole group say the verse together. Then draw a number from the bag. Tell the first person in each line to pick an item from the basket at the starting line. They are to put it on their head, and balance it down to the other end. If they drop the item, they just pick it up and continue from that point. When they get there, they are to put their balanced item in the basket and then say the verse to the leader. The leader will then give them the piece of verse with the number on it that was drawn. The two children then rush back to their team with the verse piece and sit down at the back of the line. When all items have been taken down to the other end and all verse pieces retrieved, have been retrieved, they will then put all the pieces in verse order. If working with less confident readers, point out to them that they can use the sign you made and the numbers in the verse pieces as hints to help them line it up properly. After getting it in order, the team will finish by saying the verse all together. The first team to do so, wins.

Non-competitive Option

Don't divide the children into teams. Have them say the verse together, then have one child retrieve the correctly numbered verse piece for the group. Everyone assembles and says the verse together at the end.

Optional TAKING IT TO OTHERS Activity: Quiz Questions

Have the children choose a few of the questions from the game to ask the parents/other children during TAKING IT TO OTHERS time. Help pre-readers by whispering the question in their ear and letting them ask it aloud to the parents/other children. Make sure you read the Bible verse aloud before you ask your questions.

Directions:

1. Write words to song in large print before class.
2. Play the song for the children, helping them follow along on the song sheet.
3. Discuss the song, using a few questions from the discussion sheet. *Don't use them all!*
4. Introduce sign language for key words of your choice from sign language sheet for your song. Use as few or as many as you think the children can learn.
5. Sing and sign the song. Sign language as well as large format lyrics and sheet music are found in the PFI Unit Songbook or online.
6. If desired, play the Song Game.

Optional TAKING IT TO OTHERS Activity: Presenting and Singing the Song

1. Sing and sign the song, encouraging the watching children/parents to join in.
2. Ask the class some of the questions listed below. The Bible Truth Connection Question is particularly good to help them understand how the song ties in with the Bible Truth.

May the Grace: 2 Corinthians 13:14

May the grace of the Lord Jesus Christ,
And the love of God,
And the fellowship of the Holy Spirit,
Be with you all.

May the grace of Lord (Jesus Christ),
And the love of God (God the Father)
And the fellowship of the Holy Spirit,
Be with you all.

Second Corinthians Thirteen, fourteen.

Listen to it on PFI ESV Songs 4, Track 18

Song Game: Pass the Secret Sign

Materials

Sign Language signs used in song, particularly choose words with important meanings you want the children to learn, such as "grace", "redeem", etc.

Bag or bowl

Blindfold

Preparing the Game

1. Cut out signs and put in bowl.

Playing the Game

1. Practice the song and signs until the children know them well.
2. Have all the children stand in a tight circle, except one, "It" who will stand in the Middle of the circle, blindfolded.
3. Have the children in the circle to put their hands behind their backs. Choose a sign from the bag and hand to a child in the circle, still keeping hands behind their backs, not looking at the sign.
4. When "It" says "Pass the Secret Sign", the children will begin to pass the sign around behind their backs.
5. When "It" says "Stop the Passing!" the child who has the sign freezes with the sign behind his back.
6. The child with the sign brings it around and looks at it. You can help the child practice the sign.
7. Then take the blindfold off of "It", watch the child with the card do the sign, then have "It" guess the name of the sign. (If desired, "It" can ask another child in the circle for help with their guess.)
8. The holder of the sign then becomes "It." Sing the song with all the signs, then repeat.

STORY REVIEW

Directions: Read and discuss Bible Truth, using a FEW of the questions. Play game. Feel free to modify the game to fit your children.

General Story Questions

1. Who lived before anything else? *God.*
2. Why wasn't God lonely, even though He was the only one who lived? *Because of the Perfect Wonderfulness the Father, Son and Holy Spirit enjoyed together.*
3. What is Perfect Wonderfulness? *It is perfect love and joy and peace. It is the indescribable happiness and fellowship of knowing and loving the greatest Someone there is to know, completely and perfectly. It is living perfectly without sin, but basking only the brilliant, infinite glory of spotless holiness and goodness. It is the best anyone can ever know or be. It is better than anything that you or I can ever imagine.*
4. Why did God create the world? *For His own pleasure.*
5. What did the Father do in creation? *He planned it perfectly.*
6. What did the Son do in creation? *All things were made through Him.*
7. What did the Spirit do in creation? *Hovered over the emptiness, waiting God's command.*
8. How did God make humans different from the rest of creation? *They were made in His image, with a spirit to know and love Him.*
9. What did Lucifer do to ruin Adam and Eve's relationship with God? *Tempted them to disobey Him.*
10. What was the consequence of Adam and Eve's disobedience? *They became dead in their spirits. They could no longer know the Perfect Wonderfulness of God that they had known.*
11. Why did God promise Adam and Eve? *That He would send a Savior to make a way so that even sinful, rebellious humans can once more know Him and His Perfect Wonderfulness.*
12. Who was the Savior God sent and what was so amazing that He would come to save us? *Jesus. It was amazing that God the Father would want to send His Son and that the Son would be willing to leave complete Perfect Wonderfulness to become a man.*
13. What was so especially hard for Jesus about dying on the cross? *Why did He do it, even though He did not want to? It was not just the physical pain, it was bearing the spiritual pain of paying for His people's sins by being cut off from the Perfect Wonderfulness of the Father and the Holy Spirit (in the place of His people). He did it because He always delighted to do His Father's will most of all (and because He loved His people and wanted them to be with Him and to see His glory.)*
14. What is Jesus doing in heaven for His people? *He sends the Holy Spirit to live in their hearts; and, He is preparing a place for them to live with Him and experience all the Perfect Wonderfulness of the Father, the Son and the Holy Spirit that humans can know.*

Bible Truth Connection Questions

1. What does this story have to do with our **Bible Truth: The LORD Is One God, Yet Three Persons: Father, Son and Holy Spirit**? *This is the story of the Perfect Wonderfulness that the Father, Son and Holy Spirit enjoy together and of how He created people to enjoy it, too.*

Life Application Questions

1. What is something new you learned about the Trinity (Father, Son, Holy Spirit) ?
2. Why will heaven be the best place we can ever be? *Because only there can we experience all the Perfect Wonderfulness of God that we can possibly know.*
3. How can we become one of God's people? *By turning away from our sins and trusting in Jesus as our Savior.*

Bible Verse Connection Question

1. What does the story have to do with our **Bible Verse: 2 Corinthians 13:14**: "May the grace of the Lord Jesus Christ, and the love of God and the fellowship of the Holy Spirit be with you all." *The grace of Jesus, the love of God and the fellowship of the Holy Spirit are all wonderful displays of God's plan to share His Perfect Wonderfulness with His people.*

ACTS Questions

1. What's something we can praise God for from this story? *Praise God for being perfectly wonderful, always satisfied in Himself, Father, Son and Holy Spirit.*
2. What's something we can confess from this story? *Confess that we have acted like knowing and serving God is not perfect wonderfulness. We choose to disobey Him and to live life our own way.*
3. What's something we can thank God for from this story? *Thank God for sending the Holy Spirit, Himself, to dwell in the hearts of God's people.*
4. What is something we can ask God for, from this story?
We can ask God to work in our hearts, helping us to turn away from our sins and trust Jesus as our own Savior. We can ask Him to put His Holy Spirit in our hearts that we might know some of His Perfect Wonderfulness now; and then all of it we can know, one day in heaven.

The Gospel

1. Why would Jesus, God's Son leave the Perfect Wonderfulness of heaven? What is the gospel?
God is the good Creator and King of the world. He made people to worship Him and live by His good laws. But we are all sinners who've rebelled against Him. We all deserve death--God's just, eternal punishment for our sins. How terrible! But God has good news for us. In His great mercy, God sent His Son, Jesus to earth as a man to save sinners. He lived the perfect life that pleases God. (He's the only one who's ever done that!) He offered it up to God His Father as the perfect sacrifice for sins when He suffered and died on the cross. Then, on the third day, Jesus rose from the dead in victory. He had fully paid for the sins of God's people, so they wouldn't have to! Now all who turn away from their sins and trust in Jesus as their Savior will receive forgiveness of sins and eternal life with God. They will be His very own special people who will know Him and enjoy Him forever. We can be God's people, too, if we turn from our sins and trust in Jesus as our own Savior.
2. How long would the Athenians wait before someone brought them that message? *600 years!!*
3. Why was it so important that Paul tell the Athenians about the unknown God, even though they worshiped so many other gods? *Because even though the Athenians worshiped many gods, none of them were the Lord, the one true God. They, like all of us, had rebelled against His good laws and deserved His forever punishment. The sacrifices they made to their gods were no good. They needed to turn from their sins and trust in Jesus as the Savior who came to make the one sacrifice that could satisfy God's just punishment. Paul wanted them to turn and trust in Jesus so that they could be forgiven and be saved to live as God's people, knowing Him and loving Him forever.*

Game: What's in the Box?

Materials

10-20 Various props or pictures with an association with the story
Paper and Marker
Large box or basket
Story Review Questions

Preparing the Game

1. Choose 20+ questions for your game from the Story Review Discussion Questions, or make up your own.
2. Place the props/pictures in the box.

Playing the Game

Divide the children into two teams. Teams will take turn having one of their members reach into the box and pull out a story prop/picture. He will show it to his team and they will come up with an answer as to how that particular prop relates to the story. A correct answer wins 2 points for the team. The team can double their points if they can also tell something from the story they learned about God or about how He wants His people to live. If the team is unable to come up with an answer, then the other team can give an answer for 1 point. For extra fun, you can add some props/pictures that have nothing to do with the story, making the children eliminate them....or even try to think of way it could be added to the story.

Game continues until all children get to pull out a prop/picture,, or as number of questions, time, and attention span allow.

Non-competitive Option

Have the children sit down in a circle around the box. Have the children take turns pulling props/pictures out of the box for the other children to tell what it has to do with the story.

Optional TAKING IT TO OTHERS Activity: Quiz Questions

Have the children choose a few of the questions from the game to ask the parents/other children during TAKING IT TO OTHERS time. Help pre-readers by whispering the question in their ear and letting them ask it aloud to the parents/other children.

CASE REPLAY ACTIVITIES

Use this guide to review the Case Story and act it out for others to enjoy!

CASE REPLAY, JR: YOUNGEST CHILDREN

Description: The children will act out the story together, everyone doing the same action/sound effect at the same time. This activity is most suitable for kindergarteners.

Materials

The Case RePlay, Jr. script for younger children

Preparation

1. Read through the script and write in the blanks along the side possible actions/sound effects the children could do to act it out.

Instructions

1. Tell the children that they will be re-enacting the story together as you tell it.
2. As you read the script, lead the children in actions/sound effects to do with you.
3. If desired, you can read the script and stop at certain sentences and ask them what a good action/sound effect would be to act out what you just read.
4. Repeat the re-enactment one or two times more.

CASE REPLAY, SR: OLDER CHILDREN

Description: The children act out the story as a three-scene play. You will narrate it using the Case RePlay, Sr. script and they will act it out (no spoken words, for the most part), with each child assuming a different character's role. This activity is most suitable for first grade and up. You will review the story, then practice it a few times before performing it for others.

Materials

The Case RePlay, Sr. script
White board or other large format paper
Costumes and props

Preparation

1. Prepare for the play by choosing costumes and props for each character in the story. Decorate the area with any scenery props.
2. Write the words "Beginning," "Middle," "End" on a large piece of paper/whiteboard with plenty of space under each heading. You will use this paper to help the children think about the story as a three-scene play, as it is presented in the script.

Instructions

1. Tell the children that they will get to act out the story as a three-scene play, with a beginning, Middle and end section. Tell them that before they can act it out, they need to think it out. as you narrate it with your script.
2. Take the children's answers as they recount the story, helping them put key incidents in the right order.
3. If desired, when they have filled in their Beginning, Middle, End, read through your whole (real) script, so they hear exactly what you will have them act out.
4. Then tell the children that it's time to practice acting out the story.
5. Assign parts to each child. If you are using costumes, do NOT give them out at this point. They will be a distraction.
6. Have all the children sit on the floor or in chairs on one side of the "stage," then call the characters up in place as their part in the story comes.
7. As you read the script, guide the children in where you want them to move or do to act it out.
8. After going through the whole script once, give out any costumes and props and act out the script once or twice more.

Optional TAKING IT TO OTHERS Activity: Re-enacting the Story

Read the script as the children act out together (younger) or assuming different roles (older) as the other children or the parents watch.

CASE REPLAY, JR--YOUNGER KIDS (KINDERGARTEN) P.2

Welcome to our play! The name of our story is called: The Case of the Perfect Wonderfulness.

Our story starts out before the world began and in continues through Old Testament times before Jesus came to earth, then continues into New Testament times, when Jesus lived here, then continues all the way until the end of time.

And now we present: "The Case of the Perfect Wonderfulness."

Actions:

Scene 1:

From long before the beginning of the world, God the Father, Son and Holy Spirit enjoy the perfect wonderfulness of each other. This is an indescribable happiness of perfect love and fellowship. Yet for His own pleasure, God decided to create a universe as a glorious display of who He is. God the Father knew His perfect plan for Creation; God the Son was ready to create all the Father desired. God the Holy Spirit hovered over the formless earth, waiting the Father's command. Through the Son, all things in the Father's perfect plan were created: stars, planets, trees, oceans, animals, birds, fish, etc. Then God said, "Let us make people in our own image." Through God the Son, Adam and Eve were made. He formed them with a spirit in them so they could know and love God...and enjoy His Perfect Wonderfulness.

Scene 2:

At first, Adam and Eve enjoyed God's wonderful creation, close fellowship with each other, and most of all, the Perfect Wonderfulness of God without anything to spoil it. How wonderful it was! But Satan, the enemy of God, tempted them to sin against God. They lost their fellowship with God and faced death for their sins. But God promises to one day send a Savior who will defeat Satan and make the way for sinful, rebellious humans to once more know Him and His Perfect Wonderfulness

Scene 3:

God the Father loved the world so much that He sent His Son, Jesus, to be the promised Savior. The Son delighted to obey the Father in doing this very hard thing. He came to earth to be born a baby. Jesus was fully God and now He fully man, too. Jesus taught many people about God. He prayed to His Father, He was comforted by the Holy Spirit; but, He longed to be in the complete Perfect Wonderfulness with the Father and the Holy Spirit. He didn't want to suffer on the cross, but delighted to do His Father's will even more than avoid the pain. He died as the perfect payment for God's people's sins. He was cut off from the Perfect Wonderfulness, while He suffered on the cross, saying, "My God, My God, why have you forsaken Me." Jesus rose from the dead and returned to all of the Perfect Wonderfulness of the Father and Holy Spirit. Then He sent the Holy Spirit to live in the hearts of God's people. Even now He is preparing a place for each of them in heaven so that when they die, they will live there with Him and know all of the Perfect Wonderfulness of God that they can know.

Bible Truth Tie-In:

The Bible Truth we are learning is: **The LORD Is One God, Yet Three Persons: Father, Son and Holy Spirit.** This is the story of the Perfect Wonderfulness that the Father, Son and Holy Spirit enjoy together and of how He created people to enjoy it, too.

CASE REPLAY, SR--OLDER KIDS (1ST GRADE AND UP) P.3

Welcome to our play! The name of our story is called: The Case of the Perfect Wonderfulness.

Our story starts out before the world began and in continues through Old Testament times before Jesus came to earth, then continues into New Testament times, when Jesus lived here, then continues all the way until the end of time.

The characters in our story are: God the Father, God the Son and God the Holy Spirit. Satan, Adam and Eve, Jesus (as a man), God's people.

NOTE: We have made signs for the kids to hold with the words "God the Father, Son, Holy Spirit" on them. You can draw a smiley face on each sign to stand for perfect wonderfulness. You can also add glitter to stand for glory.

And now we present: "The Case of the Perfect Wonderfulness."

Scene 1: (Beginning)

From long before the beginning of the world, God the Father, Son and Holy Spirit enjoy the perfect wonderfulness of each other. This is an indescribable happiness of perfect love and fellowship. Yet for His own pleasure, God decided to create a universe as a glorious display of who He is. God the Father knew His perfect plan for Creation; God the Son was ready to create all the Father desired. God the Holy Spirit hovered over the formless earth, waiting the Father's command. Through the Son, all things in the Father's perfect plan were created: stars, planets, trees, oceans, animals, birds, fish, etc. Then God said, "Let us make people in our own image." Through God the Son, Adam and Eve were made. He formed them with a spirit in them so they could know and love God...and enjoy His Perfect Wonderfulness.

Scene 2: (Middle)

At first, Adam and Eve enjoyed God's wonderful creation, close fellowship with each other, and most of all, the Perfect Wonderfulness of God without anything to spoil it. How wonderful it was! But Satan, the enemy of God, tempted them to sin against God. They lost their fellowship with God and faced death for their sins. But God promises to one day send a Savior who will defeat Satan and make the way for sinful, rebellious humans to once more know Him and His Perfect Wonderfulness

Scene 3: (End)

God the Father loved the world so much that He sent His Son, Jesus, to be the promised Savior. The Son delighted to obey the Father in doing this very hard thing. He came to earth to be born a baby. Jesus was fully God and now He fully man, too. Jesus taught many people about God. He prayed to His Father, He was comforted by the Holy Spirit; but, He longed to be in the complete Perfect Wonderfulness with the Father and the Holy Spirit. He didn't want to suffer on the cross, but delighted to do His Father's will even more than avoid the pain. He died as the perfect payment for God's people's sins. He was cut off from the Perfect Wonderfulness, while He suffered on the cross, saying, "My God, My God, why have you forsaken Me." Jesus rose from the dead and returned to all of the Perfect Wonderfulness of the Father and Holy Spirit. Then He sent the Holy Spirit to live in the hearts of God's people. Even now He is preparing a place for each of them in heaven so that when they die, they will live there with Him and know all of the Perfect Wonderfulness of God that they can know.

Bible Truth Tie-In:

The Bible Truth we are learning is: **The LORD Is One God, Yet Three Persons: Father, Son and Holy Spirit.** This is the story of the Perfect Wonderfulness that the Father, Son and Holy Spirit enjoy together and of how He created people to enjoy it, too.

God's People from Every People and Language

Description

Children will cut out and decorate paper dolls representing God's People coming from every people and language in the world.

Materials

Roll(s) of white gift wrapping paper or other long roll of white paper, 52" in length

White card stock

Pen

Markers/crayons

Scraps of fabric, trim, feathers, sequins, etc. and craft glue(optional)

Scissors

OR, Picture of people with world background and Coloring supplies

Preparing the Craft

1. Copy one of Template #1 onto white cardstock. Cut out. This will be your tracing guide.
2. Cut out long strips of white paper, 52" long x 6" wide.
3. Fold the long, white paper in half, length wise, then half again. Keep folding it this way until it is folded to the size of Template #1.
4. Trace the outline of Template #1 onto the top fold section of the white paper, making sure that arms extend to edge of folds. If necessary, extend the arms longer than the template.
5. Repeat this for each child's paper.

OR, Simply copy picture of people from around the world with the world behind it, and set out coloring supplies.

Making the Craft

1. Show the sample of the craft you have made.
2. Have the children cut along the outline you have drawn on their white paper. Make sure to remind them NOT to cut apart the arms along the fold!
3. Have the children unfold their people and decorate them like people from different parts of the world with the markers/crayons or with fabric scraps, etc. and glue. You can show them the pictures of people from different parts of the world included in Figure #1 to give them ideas.

OR, color picture.

Making a Bible Truth Connection

Once the children have settled into their craft, use the Bible Truth- Craft Connection Sheet to lead discussion about the craft. Note that most of these questions echo the questions on the case board, providing a review of what the children learned earlier.

Optional TAKING IT TO OTHERS Activity: Craft Presentation

If you are presenting the craft to other children or parents the children can hold up their crafts (or your model craft) and read their Bible Truth Connection answers to explain the importance of the craft.

CASE CRAFT**Discussion Guide****Instructions:**

As the children are settled into making their craft, ask them these questions to help them understand the craft's significance. Use the answers provided to guide the children's answers.

Discussion Questions

1. What did God the Father, Son and Holy Spirit enjoy together from long before the beginning?

The complete satisfaction of the fellowship of their Perfect Wonderfulness.

2. Who did God plan to create to share His Perfect Wonderfulness?

God's people.

3. What would God's Son, Jesus, do to make it possible for sinful people to share in God's Perfect Wonderfulness?

He came to earth to be their Savior.

4. What is Bible Truth we are learning?

The LORD Is One God, Yet Three Persons: Father, Son and Holy Spirit.

5. What does our craft have to do with our Bible Truth: The LORD Is One God, Yet Three Persons: Father, Son and Holy Spirit?

God made His perfect plan for all of creation, but best of all was His plan for His people. God the Father planned a people to share in His Perfect Wonderfulness; God the Son would save them from their sins; and God the Holy Spirit would fill them with new hearts to love Him and know His Perfect Wonderfulness.

6. What can this craft help us remember?

All who turn from their sins and trust in Jesus will share in a taste of God's Perfect Wonderfulness beginning here on earth and then be filled up with it forever in heaven.

TAKING IT TO OTHERS**Craft Presentation****Instructions:**

Have children hold up your model craft/their crafts. Choose five children (or you say) the five sections below to explain the craft's importance.

Presentation:

1. Our craft is God's People from Every People and Language.

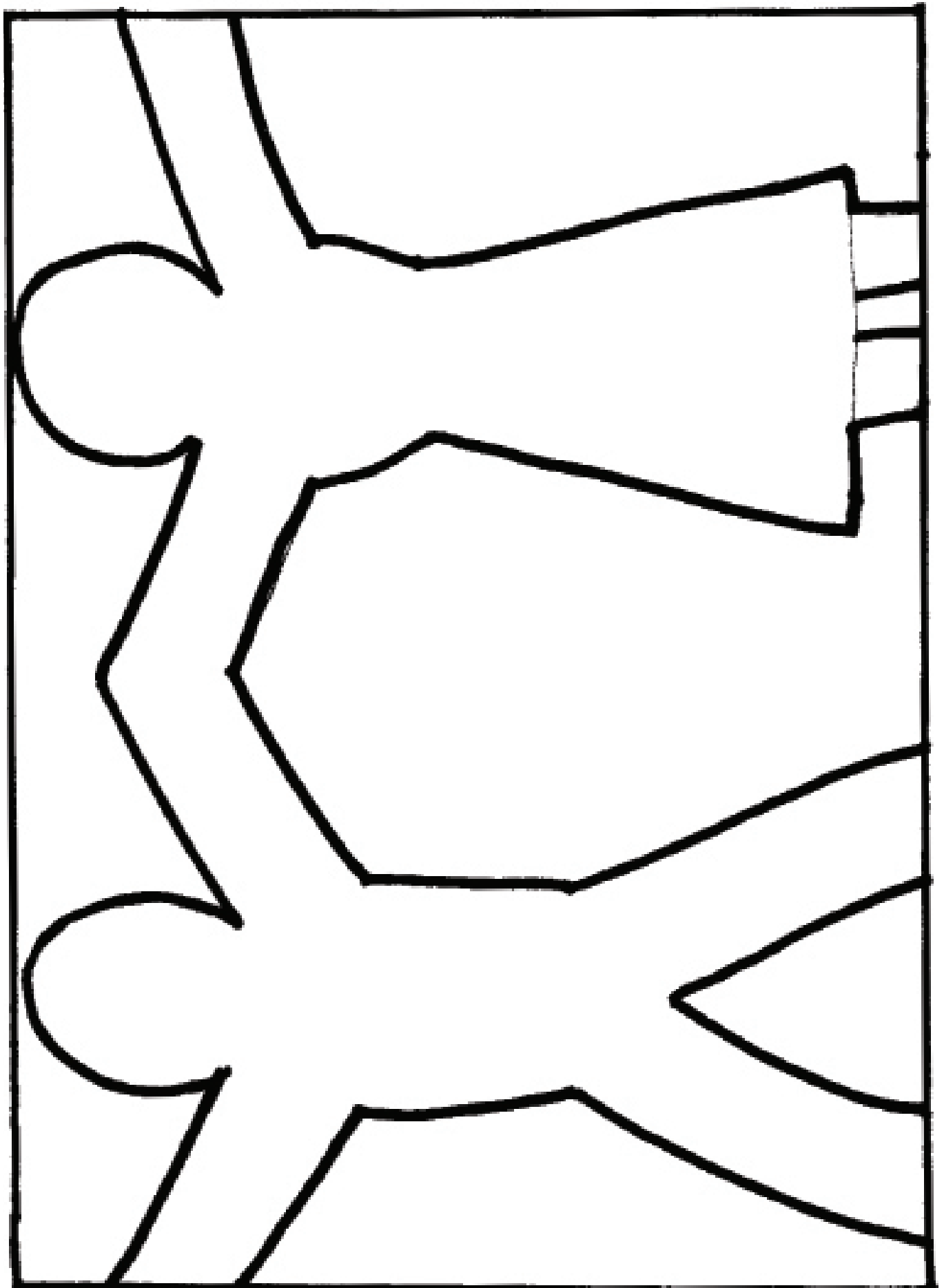
2. Before the beginning of the world, God, the Father, Son and Holy Spirit planned to create His people who He would save from their sins so they could share and enjoy in His Perfect Wonderfulness forever.

3. Our Bible Truth is: The LORD Is One God, Yet Three Persons: Father, Son and Holy Spirit.


4. God made His perfect plan for all of creation, but best of all was His plan for His people. God the Father planned a people to share in His Perfect Wonderfulness; God the Son would save them from their sins; and God the Holy Spirit would fill them with new hearts to love Him and know His Perfect Wonderfulness.

5. Our craft can help us remember that all who turn from their sins and trust in Jesus will share in a taste of God's Perfect Wonderfulness beginning here on earth and then be filled up with it forever in heaven.

Note: Even non-readers can participate in presenting the craft, if you will whisper what they are to say in their ear and let them say it aloud for the others to hear.







BEFORE CLASS:**1. PICK YOUR PERSON**

VIPPs can be anyone in your church! Typically, they fall into 6 categories: Church staff, Elders, Deacons/deaconesses, Special Volunteers (people who aren't paid, but spend a lot of time helping out in particular ways), Supported Workers (aka missionaries), and Church Members.

2. GATHER YOUR FACTS

Use the VIPP Information Sheet to write down the facts about your VIPP. The information on this worksheet is used in the VIPP activities, listed in the "Choose an Activity" section below.

DURING THE ACTIVITY:**1. INTRODUCE YOUR VIPP**

Introduce your VIPP to the children, using the VIPP Information Sheet. Fill in a set of VIPP Clue Cards with the information for your VIPP. If desired, you can even have the actual person come into class for the children to meet.

Need help describing what someone does for the church in a kid-friendly way? Check out the list of common VIPPs on the Praise Factory website in the PFI resources. There are lots of kid-friendly descriptions for common VIPP's, such as pastors, elders, deacons and a lot more.

2. PRAY!

Lead the children in praying for the VIPP. Ask the children if they would like to pray for one of the VIPPs prayer requests. Even non-readers can pray for the VIPP if you whisper the prayer request in their ear, then let them say it aloud. Never force a child to pray!

3. CHOOSE AN ACTIVITY

There are two activities you can use to help the children learn about the VIPP:

VIPP Clue Cards: These are nine coloring sheets in which children fill in the nine things they learn about the VIPP from the VIPP Information Sheet. Photocopy a set of each child. Use as few or as many of these Clue Cards as you desire.

VIPP Game: This is a game that uses a set of Clue Cards for one or two VIPPs.

Choose a VIPP and fill in his/her information on the VIPP Information Sheet. Fill in a set of VIPP Clue Cards with the information for your VIPP. Tell the children about the VIPP, having them fill in the VIPP Clue Cards with the key facts as they learn them. Write any words the children need to write on a white-board or other piece of paper so they can see how to spell them. Help younger children write these words on their clue cards. Ideas for how to tell the children about many common VIPPs are listed at praisefactory.org with the resources for this Bible Truth.

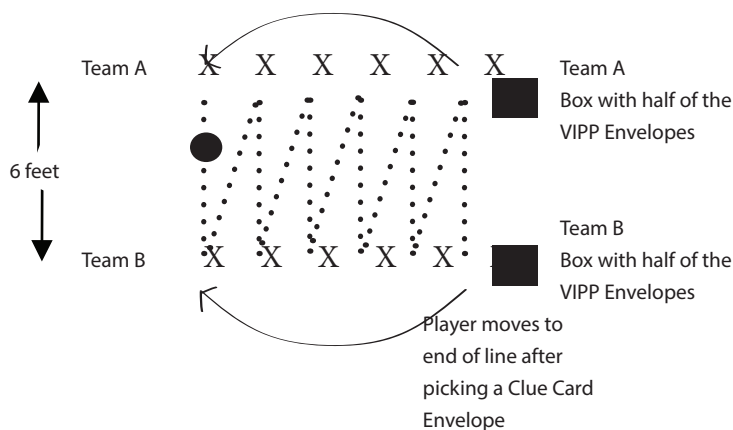
Optional TAKING IT TO OTHERS Activity: Introduce and Pray for the VIPP

If you are presenting the VIPP to other children or parents you can assign children to hold up the 10 clue cards and say what each card tells about the VIPP. (Or, you can have the children hold them up as you tell what each one means.) Then lead the children in praying for the VIPP.

Ball Roll Review

Materials

Information Sheet for one VIPP
 2 Set of Clue Cards
 Ball
 8 8.5" x 11" Manilla Envelopes
 Tape
 Pen and Markers
 2 Boxes



Preparing the Game

1. Fill in one set of clue sheets for the VIPP you are using.
2. Tape the other (blank) set of Clue Cards to the outside of the manilla envelopes.
3. Put the filled-in clue cards in the corresponding envelope.
4. Put half the Clue Card Envelopes in one box and the other half in the other box. These are the Team A and Team B Boxes.

Playing the Game

Reveal: Tell the children about the VIPP, showing them your filled-in clue cards as you tell about them.

Review: Have the children break into two even groups and sit down on the floor facing each other, with about a 6' spread between the 2 lines (see diagram above). For Round 1, Give the ball to the first child in Team A and have them roll it across to the child on Team B directly across from them. Then, that Team B child rolls it back across to the next child on Team A, etc. all the way down the line to the last child on Team B. The last child to get the ball will then pick a Clue Card envelope out of their team's box. They (or the teacher) will tell the group and the Clue Card category by looking at the picture of the Clue Card on the outside of the envelope. Have the children try to remember the VIPP's answer to the category. If the class gets it right, the category is "retired". If they get it wrong, then it gets put back in the pile of category envelopes. The child who picked the Clue Card, then takes their place at the other end of the line. They begin Round 2 by rolling the ball to the first person on Team A, etc. This time, the ball will end up with the last child in the Team A line. ending with the last child in the other line, who gets up and chooses a clue from their Clue Card box. Continue until all the clues have been chosen/answered correctly.

VIPP INFORMATION SHEET

VIPP NAME:

WHAT VIPP LOOKS LIKE

Man or Woman? _____

Hair color? _____

Eye color? _____

FAVORITE ANIMAL

FAVORITE FOOD

FAVORITE FREE TIME ACTIVITY

WHAT VIPP DOES DURING WEEK

VIPP GROUP OF SERVICE:

Church Member

Deacon

Elder

Church Staff

Special Volunteer

Supported Worker
(Missionary)

3 WAYS VIPP SERVES CHURCH

3 WAYS TO PRAY FOR THE VIPP
