

BIBLE TRUTH 2, LESSON 1: PLANNER/OVERVIEW

GETTING STARTED: Welcome and Opening Songs (*introduce unit and get kids moving with these songs*)

Welcome to Praise Factory: PFI: Praise Factory Investigators Theme Song *PFI NIV Songs 4 CD, Track 1*

Rules to Help Us Worship God and Love Others: WoGoLOA Classroom Rules Song
PFI NIV Songs 4 CD, Track 2

Big Question Under Investigation: Big Question 4 Songs *PFI NIV Songs 4 CD, Tracks 3,4*
(*Extra Song: Inspector Graff's Rap: The ABC's of God PFI NIV Songs 4, Track 5*)

Big Question Bible Verse: 1 Kings 8:23 Song *PFI NIV Songs 4 CD, Track 6*

DIGGING DEEP DOWN: Key Concept and Story (*introduce the Bible Truth and tell the related story*)

Bible Truth 2: The LORD Is the Only True God

Bible Truth Hymn: Holy, Holy, Holy, v.3 *PFI Songs 4, Track 9*

Bible Verse: Psalm 86:8-10

Bible Verse Song: There Is None Like You *PFI Songs 4, Track 10*

Lesson 1 Old Testament Story: The Case of the Heavenly Showdown
Exodus 3-12,15; Acts 9:17

TAKING ACTION: Response Activities (*choose from among these activities*)

Snack and Discussion Planner: A Snack of Plagues

ACTS Prayer: Prayer Sheet

Bible Truth Review: Discussion Questions and Game: Beanbag Scramble

Bible Truth Hymn: Holy, Holy, Holy, v.3 *PFI Songs 4, Track 9*
Song, Sign Language and Song Game: Mimic Me!

PFI NIV Songs 4 BOOK or ONLINE

Bible Verse Review: Psalm 86:8-10 Discussion Sheet and Game: Who's Got the Penny?

Bible Verse Song: There Is None Like You: Psalm 86:8-10 *PFI Songs 4, Track 10*
Song, Sign Language and Song Game: Word Take Away

PFI NIV Songs 4 BOOK or ONLINE

Story Review: Discussion Questions and Game: Frisbee Toss n' Quiz

Case RePlay, Jr: Drama Activity for Youngest Children (children do same story actions together)

Case RePlay, Sr: Drama Activity for Most Children (children re-tell story with individual parts)

Craft: Frogs in Pharaoh's Bed

VIPP (Very Important Prayer Person) Prayer Time: Coloring Sheets (back of book) and Game: Ball Roll Review

TAKING IT HOME: Take Home Sheet for Review and Family Devotions

PFI Pronto: Bible Truth 2, Lesson 1 **PFI NIV Prontos 4 BOOK or ONLINE**

The Case of the Heavenly Showdown Exodus 3-12,15; Acts 9:17

by Connie Dever

Our story is called:**The Case of the Heavenly Showdown.****As you listen to the story, see if you can figure out:**

1. Who was in the Heavenly Showdown?
2. Who won the showdown? What did the winner want to show the whole world?

This story is an Old Testament story. It takes place about 1400 years before Jesus lived on earth, in one of the greatest lands on earth—but I'm not going to tell you the name of it or any of the important people in the story until the very end.

Yes, this story takes place in what was a very Great Land in those long ago days. It had great buildings and houses. It had great temples where the people worshiped their idols. There was a great amount of sand, too, in this Great Land—a whole desertful. But, there was also a Great River that watered some of the land so the people could grow great crops of food.

As you might guess, there was a Great King who ruled over the Great Land. He thought he was so great that he even believed he was a god! Can you believe that?! He strolled around his great palace in his perfectly pleated, white linen kilt. He wore rich necklaces and bracelets of gold and jewels. He put colorful paint around his eyes and perfume on his body. On his head he wore not one but two, magnificent crowns placed on his perfect, black wig. And in his hand he proudly carried the king's scepter—a golden shepherd's crook.

"I am the Great King, the mighty ruler of my people," the Great King boasted. "I am blessed by our gods. Bes the snake god has protected my people and me from deadly snakebites; Hapi the god of the Great River was given us fresh water to drink and water our crops; Heqet, the frog goddess, has given life and children to me and my people; Ptah the god of creation parades freely in my land as bulls, the goddess Skehmet heals our sicknesses, Nut, the sky goddess, controls our skies; and Ra the sun god reigns gloriously above everything, bringing warmth and life to everything. I, myself, am a god. My people worship me and obey my every order. They delight to build great buildings in honor of me."

Yet while the Great King thought he and his gods

were so great, there was another god who didn't think so highly of him or his gods. It was the LORD, the one, true God. And this is the story of how He showed the Great King and the whole world who was really great and who wasn't.

Now the Great King made slaves out of the LORD's People and forced them to build his great buildings. The people were so unhappy and they cried out to the LORD for help; and He heard them.

The LORD spoke to an eighty-year-old man. "Old Man, go to the Great Land and speak to the Great King. Tell him to free My People. He has a stubborn, sinful heart. He won't listen to you, but don't you worry. I will use that stubborn heart to show him and the whole world that I am the one, true God, not him and his idols. My People will see how great I am and worship Me, too," the LORD told him.

The Old Man was scared. He knew how great the Great King was. He couldn't win against him! "Can't you send someone else?" the Old Man said to the LORD. "I'm just an Old Man. I don't even speak very well. I can't do what You want me to do!"

The LORD was angry with the Old Man. "I am the one, true God! This isn't about what you can do. It's about what I can do! Go to the Great King, Old Man, but take your brother to help you," He said.

The Old Man bowed low before the LORD. He knew the LORD was right. So even though he was still scared, he obeyed. Why? Because this Old Man didn't just worship the LORD with his words, he longed to please Him with his life.

Off the Old Man and His Brother traveled through

Story-telling Tips**Ahead of time:**

1. Read the Bible verses and story. Pray!
2. Create story cue cards on index cards (or highlight text).
3. Practice telling story dramatically, timing your presentation. Shorten, if necessary to fit your allotted time.
4. Decorate area with story props that help bring your story alive.

During your presentation:

1. Maintain as much eye contact as possible as you tell the story. Point to/use props at important points in the story. Include the kids in your story with a few questions about what they think will happen or words/concepts that might be new to them.
2. Watch the kids for signs that their attention span has been reached. Shorten, if necessary.

the Great Land until at last they came to the splendid palace of the Great King.

“Great King, I have a message for you from the one, true God. He wants you to free His People to me so they can go worship Him,” the Old Man said.

The Great King and his magicians just laughed. “The one, true God...bah!!! The gods I know are Bes the Snake god, Hapi the Great River god, Ptah the Bull, Creator of things, Skehmet, Healer of Sickness, Nut the Sky Goddess, and Ra the Sun god. And, of course, there’s me. I don’t know your one, true God and won’t obey Him. I think the people are just being lazy. Now I will make them work even harder for me!” the King replied.

To make matters worse, now the LORD’s People were mad at the Old Man and His Brother. “Thanks to you, the King is angry with us and is working us even harder,” they grumbled.

But the LORD said, “Don’t worry, Old Man,” the LORD told him. I told you that the Great King had a sinful, stubborn heart. I am using it to show him, the whole world and My People that I am the one, true God. Go back to the Great King and I will tell you what to do.”

Back the Old Man and His Brother went to the Great King. “Great King, you refuse to free the LORD’s People or believe that He’s the one, true God. Now He will show you that He’s more powerful than you and your idols,” the Old Man said.

Then the LORD showed He was more powerful than each of the Great King’s idols. He turned the Old Man’s staff into a snake that swallowed up the snakes of the Great King’s magicians—He was more powerful than the Snake God, Bes. He turned the Great River into blood, making it undrinkable for the people of the Great Land and unusable for their crops—he was more powerful than Hapit the Great River god. He sent frogs that croaked and jumped into every home, even the Great King’s Palace—he was more powerful than Heqet, goddess of frogs; gnats and blood-sucking dog flies and then sickness that killed all the bulls and other animals—He was more powerful than Ptah the Bull, Creator of Things. He sent huge hailstones that killed the crops—He was more powerful than Nut the Sky Goddess. He sent boils (like big, painful blisters) on all the people and even the Great King—He was more

powerful than Skehmet, goddess of Healing. Then, He even sent darkness over all the Great King’s land that was so thick that you could feel it—He was more powerful than even the great Ra, the Sun god.

The magicians of the Great King weren’t laughing anymore. “Only the one, true God could do things like this, O Great King. He has overpowered all of our gods,” they told him. “You must let His People go or the Great Land and everything in it will be destroyed!” But still the Great King’s heart was stubborn and sinful.

Once more, the Old Man and His Brother went to the palace of the Great King. “Great King, the one, true God asks you again to free His People,” he said.

“No, I won’t! And don’t ask me again,” he ordered.

“Very well,” the Old Man said. “The LORD bring one last punishment upon your Great Land. Then you will free His People.”

At midnight that night, the terrible punishment came: all the firstborn males, in the Great Land of the Great King died—from the firstborn of the cattle and servants to son of the Great King, himself. Yet not one of the LORD’s People died.

Now the Great King had to face the truth: the Old Man’s god alone was God, not him or his idols.

Right there in the Middle of the night, the Great King called for his guards. “Guards, go get the Old Man and His Brother. Bring them to me now!” he ordered. When they had been brought to him he commanded them, “Get up! Leave us! Take the people and go worship this god of yours. You’ve made your point. Leave us....but before you go, ask the LORD, the one, true God, to bless me,” he pleaded.

The next day the LORD’s People left the Great Land, led by the Old Man and His Brother. They praised the LORD for His victory over the Great King and his gods. He really was the one, true God!

This was only the beginning of what the LORD would do for His People. He continued to rescue them from all their enemies and take care of all their needs in amazing ways, time and time again. And, just as the LORD had told the Old Man and His Brother, it wasn’t just His People, or the Great King, or the Great King’s people who would know there was no god like Him. People from many lands and for many years would

hear what the Only True God had done and they would know that He alone should be worshiped. ...that even includes you and me today!

Cracking the Case:

It's time to answer our Case Questions.

1. Who was in the Heavenly Showdown? Pharaoh, the gods of Egypt and the LORD.

2. Who won the showdown? What did the winner want to show the whole world? The LORD. He is the One, True God.

Something For You and Me

Our Bible Truth is:

The LORD Is the One, True God

Our Bible Verse is: Psalm 86:8-10

"Among the gods there is none like you, O Lord; no deeds can compare with yours. All the nations you have made will come and worship before you, O Lord; they will bring glory to your name. For you are great and do marvelous deeds; you alone are God."

These verses remind us that the LORD is the one, true God and worthy of all our worship and praise!

Did you figure out the real names of the people in our story? The Old Man and His Brother were Moses and his brother, Aaron. The Great King and His people were Pharaoh and the Egyptians. And this was the story of how the LORD—rescued His People—the Israelites—from slavery in the Great Land of Egypt, and showed that he was the one, true God.

Isn't it amazing to see how the LORD used even the hard, rebellious heart of Pharaoh to display to all that He is the Only True God? But did you know that is not the only way that the LORD uses stubborn, sinful hearts to show that He is the one, true God. The LORD also works in stubborn, sinful hearts, helping them repent of their sins and trust in Jesus as their Savior. He can work like this is our heart today!

Let's praise the LORD as the one, true God. Let's ask Him to help us confess our sins to Him and trust in Him to forgive us. Let's ask Him to fill us with His Holy Spirit and make our heart soft and worshipful so that through even us He might show the world that He truly is the

the one, true God.

Close in prayer.

Closing ACTS Prayer

A God, we praise You for being the one, true God.

C God, we confess that we are sinners with stubborn, sinful hearts. We need Jesus to be our Savior!

T God, we thank You for being able to work in our hearts and change them.

S God, we ask that You would work in our hearts that we might turn away from our sins and trust in Jesus as our Savior. Help us to worship You and live for You. Make our lives help show others that You are the one, true God!

Special Words

LORD: The nickname of the one, true God. His real name is Yahweh, but the people of Israel thought His name too holy to say or even write, so they put the word LORD everywhere His real name is mentioned.

Pharaoh: The title of the king of Egypt.

Magician: Someone who represented the gods of Egypt and cast spells in their name.

Firstborn Male: The first boy (animal or child) born.

ACTS PRAYER ACTIVITY

Use this sheet to write down your ACTS Prayer

Instructions:

Use this sheet to help the children apply the Bible Truth into a prayer. You can use the ACTS provided or even better, have the kids think of their own applications. Also have the children add their personal requests to the prayer, too. Lead the children in the prayer or let them pray sections, with your help. Never force a child to pray! Non-readers can participate by you whispering a section of the prayer into their ear and allowing them to pray it aloud for the group.

ADORATION:

God, we praise You for being the only true God, worthy of all our worship.

God, we praise You for being.....

Add your own Adorations:

CONFESSION:

God, we confess that we are tempted to worship many other things than You--other gods, people, other things, even ourselves. Please forgive us! We need a Savior!

God, we have sinned against You....

Add your own Confessions:

THANKSGIVING:

Thank You, God for treating us with mercy, forgiveness and love when we turn away from the other things we are tempted to worship and worship You, instead. Thank You for being willing to work in our hearts and help us to worship You. Thank You for making Your glory also for our best good.

God, we thank You for...

Add your own Thanksgivings:

SUPPLICATION:

God, show us the wrong things we worship and help us turn away from them. Help us to love You most of all and live to honor You. Help us to trust in Jesus as our Savior.

God, we need Your help...

Add your own Supplication:

SNEAKY SNACK

Can you figure out how this snack ties in with our case?

Snack: A Snack of Plagues

Gummy worm “snakes”, raisin “flies and gnats”, donut hole “hailstones”, sugar-free chocolate pudding “darkness” are all possibilities.

This is only a suggestion. Feel free to modify. Be mindful of allergy issues among your children!

Case Tie-in: The LORD showed that He was the one, true God by defeating all of the fake gods of the Egyptians. He used different plagues to show that He was the one who really was in control of what each of the Egyptian gods were supposed to control.

SOUL FOOD

Food for thought during snack time

1. What does the snack have to do with the story?

Choose a few questions from the other activity discussion sheets to talk about during this snack time.

2.

3.

4.

5.

6.

7.

Directions: Read and discuss Bible Truth, using a FEW of the questions. Play game. Feel free to modify the game to fit your children.

The LORD Is the Only True God

To worship means to love, honor and testify to the worth of someone. It usually means that we choose it to be more important than anything else in our lives. Sometimes it is a god that people worship. Sometimes it is other people or things that they love. Sometimes, they really just worship themselves.

But God created people to worship Him. He is the only, true God. He is our Creator and our king. He deserves for us to worship Him. He deserves for us to choose loving and obeying Him over everything else in our lives.

Not only does God deserve our worship, but only when we worship Him, will we be truly happy and live life as it was meant to be. Seeking His glory is also for our best good!

Understanding the Bible Truth

1. What is worship?

To worship means to honor and live for something as the greatest, most important thing in your life.

2. What do people worship? *People worship gods, people, things or even themselves.*

3. How can people worship themselves?

They think mostly about themselves and what they want. They put themselves first before God and others.

3. Who did God create people to worship? *Himself.*

5. Why does God deserve our worship? *He is our Creator and our King.*

6. Why else should we worship God?

Only when we worship Him will we be truly happy and live life as it was meant to be.

7. For whose good and glory is it that we worship God? *Our good and His glory.*

Story Connection Questions

1. How does the case story point to the **Bible Truth: The LORD Is the Only True God**? How did Moses show that he worshiped the LORD as the Only True God?

He trusted the LORD in his heart; he was willing to obey Him even when it meant going to Pharaoh. He confessed the LORD with his mouth and believed that He would do what He said to Pharaoh. His lips, heart and life all were in worshipful obedience to the LORD.

2. Even though Pharaoh did not worship the LORD, how did he show that he knew that the Lord was the Only True God? *He let the Israelites go; He asked to have the LORD bless him.*

Bible Verse Connection Question

1. What does our Bible Truth have to do with our Bible Verse: **Psalm 86:8-10**: "Among the gods there is none like you, O Lord; no deeds can compare with yours. All the nations you have made will come and worship before you, O Lord; they will bring glory to your name. For you are great and do marvelous deeds; you alone are God."? *This verse tells us that "among the gods there is none like you" and "you alone are God." They tell us that the LORD is the one, true God.*

Life Application Questions

1. What are some things we can do to show we worship the LORD as the Only True God? *Spend time with God praying to Him and reading His Word. Obeying what God has told us to do.*

2. What is the best first step that God calls us each to take in worshiping the LORD as the Only True God with our hearts, minds and lives? *To turn away from our sins and trust in Jesus as our Savior.*

ACTS Questions

1. What is something we can praise God for because of this Bible Truth?

The LORD is the Only, True God.

2. What are sins we can confess to God because of this Bible Truth?

Confess that though the LORD is the only true God that we all choose to go things our own way instead of obeying Him and loving Him as He deserves. We need Jesus to save us!

3. What is something we can thank God for because of this Bible Truth?

Thank Him that the LORD has been so kind to us through Jesus. That though we choose to rebel against Him, that He is so merciful as to offer forgiveness of sins through Jesus.

4. What is something we can ask God for because of this Bible Truth?

We can ask that the LORD help us to worship Him alone. We can ask Him to work in our hearts to say no to sin and to trust Jesus as our Savior. And, to fill us with love for Him, the Only True God. We can ask Him to turn the hearts of others to worship and love Him, too.

The Gospel

1. The LORD is the only true God and all people have sinned against Him. They have hard hearts not choosing not to worship the LORD. They deserve God's eternal punishment, but God has shown mercy to people through His Son Jesus. What did He do? What is the gospel?

God is the good Creator and King of the world. He made people to worship Him and live by His good laws. But we are all sinners who've rebelled against Him. We all deserve death--God's just, eternal punishment for our sins. How terrible! But God has good news for us. In His great mercy, God sent His Son, Jesus to earth as a man to save sinners. He lived the perfect life that pleases God. (He's the only one who's ever done that!) He offered it up to God His Father as the perfect sacrifice for sins when He suffered and died on the cross. Then, on the third day, Jesus rose from the dead in victory. He had fully paid for the sins of God's people, so they wouldn't have to! Now all who turn away from their sins and trust in Jesus as their Savior will receive forgiveness of sins and eternal life with God. They will be His very own special people who will know Him and enjoy Him forever. We can be God's people, too, if we turn from our sins and trust in Jesus as our own Savior.

Game: Beanbag Scramble

Materials

Beanbags, enough for all the children, minus 1
Drum, guitar or just your hands!
Tape
Small bowl or bag
Bible Truth Questions

Preparing the Game

1. Choose 20+ questions for your game from the Bible Truth Discussion Questions, or make up your own.
2. Write the Bible Truth questions on small thin strips of paper (or make a photocopy of the Bible Truth Discussion Questions and simply cut them into strips) and put them in the bag/bowl.

Playing the Game

Beanbags are placed in a circle on the floor, with children forming a circle just outside the beanbags. Tell the children that you will beat a beat on the drum, strum a strum on the guitar, or clap your hands and they are to march to the beat. As the beat gets faster, they march faster. As it gets slower, they march slower, etc. Suddenly stop the music and the children scramble for the beanbags. The child who has no beanbag picks a question for the class to answer.

Game continues as number of questions, time, and attention span allow.

Optional TAKING IT TO OTHERS Activity: Quiz Questions

Have the children choose a few of the questions from the game to ask the parents/other children during TAKING IT TO OTHERS time. Help pre-readers by whispering the question in their ear and letting them ask it aloud to the parents/other children. Make sure you read the Bible verse aloud before you ask your questions.

Directions:

1. Write words to song in large print before class.
2. Play the song for the children, helping them follow along on the song sheet.
3. Discuss the song, using a few questions from the discussion sheet. *Don't use them all!*
4. Introduce sign language for key words of your choice from sign language sheet for your song. Use as few or as many as you think the children can learn.
5. Sing and sign the song. Sign language as well as large format lyrics and sheet music are found in the PFI Unit Songbook or online.
6. If desired, play the Song Game.

Optional TAKING IT TO OTHERS Activity: Presenting and Singing the Song

1. Sing and sign the song, encouraging the watching children/parents to join in.
2. Ask the class some of the questions listed below. The Bible Truth Connection Question is particularly good to help them understand how the song ties in with the Bible Truth.

Holy, Holy, Holy

Verse 3

Holy, holy, holy,
 Though the darkness hide Thee,
 Tho' the eye of sinful man
 Thy glory may not see;
 Only Thou art holy;
 There is none beside Thee,
 Perfect in pow'r,
 In love and purity.

Listen to it on PFI NIV Songs 4, Track 9

Understanding the Song

1. What does "holy" mean?

Holy means to be purely good, set apart from all that is evil.

2. Why does the song say holy three times in a row?

That it's a way of saying very, very, very holy.

3. Who is so very, very, very holy?

Only the LORD.

4. Who is the darkness hiding?

"Thee"; an old English word for you. The LORD is the "You" or "Thee"

5. What kind of darkness "hides" the LORD?

This is not darkness like night or a dark room. This is a spiritual darkness of sin and evil. This means that the LORD is so holy, so purely good that nothing evil cannot stand in His presence. We are all sinners and live in a world filled with many evil, sinful things. The darkness of this evil "hides" the glorious, perfectly holy LORD from us.

6. What is sin and what is the "eye of sinful man" not allowed to see?

Sin is rebellion against God, in our heart, our mind, our words or actions. All "men" (people) are sinful. In His mercy, God does not let sinful people see His glory right now. The Bible tells us that even God's glory is so holy that if they saw it they would be destroyed, as punishment for their sin. All who confess their sins and trust in Jesus have their sins forgiven. They will be able to see God's glory and live because Jesus has paid for their sin.

7. What does it mean that there are "none beside Thee"?

He is the only true God.

8. What is special about the LORD that shows He is the only true God?

He is perfect in holiness, power (all powerful), love and purity (completely without sin.)

Bible Truth Connection Question

1. How does this song relate to our Bible Truth: **The LORD Is the Only True God?**

"The LORD made us to worship Him as the only, true God; yet, our sinful rebellion against Him "darkens" our hearts so that we refuse to see and confess Him as the glorious God He is. Instead, we seek other things to worship in His place. Nonetheless, there is none like the LORD, who is perfect in power, love and purity. He is holy!"

Story Connection

1. How does this song relate to today's story? *Pharaoh and the people of Egypt worshiped many gods, but none of them were the Only True God. The LORD used mighty displays of His power to show them, the people of Israel, as well as the whole world, that He is the Only True God. There are no gods beside Him!*

Bible Verse Connection Question

1. What does this hymn have to do with our Bible Verse: **Bible Verse: Psalm 86:8-10:** "Among the gods there is none like you, O LORD; no deeds can compare with yours. All the nations you have made will come and worship before you, O LORD; they will bring glory to your name. For you are great and do marvelous deeds; you alone are God."

This hymn praises God for being the only holy God who is perfect in power, in love and purity. It says that there is no other god besides Him.

Life Application Questions

1. How can our lives be affected by the message of this song?

We can praise God for being the Only True God, who is perfect in holiness, power, love and purity. We can ask Him to give us soft hearts that desire to love and obey Him. We can confess our sins to Him and trust in Him as our Savior, that we among His Very Own People who one day get to look upon Him in all His glory and live.

ACTS Questions

1. What is something we can praise God for from this hymn?

The LORD is the Only, True God. He is holy. There is no sin in Him at all. He is only good.

2. What are sins we can confess to God from this hymn?

We can confess that though the LORD is the only true God and that there is none beside Him, that we still have all chosen to do things our own way instead of obeying Him and loving Him as He deserves. We need a Savior!

3. What is something we can thank God for from this hymn?

We can thank God that there is no god beside Him. For what other god is so loving and good and holy? There is no other god to compete with Him and what He wants to do. We can trust every promise He has made. We can trust that He will truly save all who come to Him for forgiveness of sins, trusting in Jesus as their Savior.

4. What is something we can ask God for from this hymn?

We can ask that the LORD help us to worship Him alone. We can ask Him to work in our hearts to say no to sin and to trust in Jesus as our Savior. And, ask Him to work in us and help us to live holy lives that please Him.

Gospel Question

1. God is holy and we are not! We are sinful people who have rebelled against Him. We deserve His eternal punishment for this! What hope has the LORD given us? What has He done for sinful people like us? What is the gospel?

God is the good Creator and King of the world. He made people to worship Him and live by His good laws. But we are all sinners who've rebelled against Him. We all deserve death--God's just, eternal punishment for our sins. How terrible! But God has good news for us. In His great mercy, God sent His Son, Jesus to earth as a man to save sinners. He lived the perfect life that pleases God. (He's the only one who's ever done that!) He offered it up to God His Father as the perfect sacrifice for sins when He suffered and died on the cross. Then, on the third day, Jesus rose from the dead in victory. He had fully paid for the sins of God's people, so they wouldn't have to! Now all who turn away from their sins and trust in Jesus as their Savior will receive forgiveness of sins and eternal life with God. They will be His very own special people who will know Him and enjoy Him forever. We can be God's people, too, if we turn from our sins and trust in Jesus as our own Savior.

Song Game: Mimic Me!

Materials

Sign Language

Song

Preparing the Game

None.

Playing the Game

1. Practice the song and signs until the children know them well. Choose a person to be the leader and let them decide upon an action for everyone to do as they sing the song, such as jump on one foot, etc.
2. Sing the song while doing the chosen action.
3. Select another child to be the leader.
4. If desired, you can choose a different action for different important words in the song, such as jump on one foot when you sing the word "grace", but clap your hands when you sing the word "Jesus". Ask the children the meaning of each of the words before adding in their action.

Game continues as number of questions, time, and attention span allow.

choose a FEW questions for discussion, then choose the game and/or music activity

Meditation Version: Psalm 86:8-10

“Among the gods there is none like you, O LORD; no deeds can compare with yours. All the nations you have made will come and worship before you, O LORD; they will bring glory to your name. For you are great and do marvelous deeds; you alone are God.”

Alternate Memory Version: Psalm 86:8

“Among the gods there is none like you, O LORD; no deeds can compare with yours. For you are great and do marvelous deeds; you alone are God.”

Understanding the Bible Verse

Who is not like the other gods?

The LORD.

2. How are the gods different from the LORD?

They are only created things, whether they are people or things. They were never meant to be worshiped. They are not all powerful, wise, loving, perfect, or any of the other things that the LORD is.

3. What are deeds and why can't the other gods' deeds never compare with the LORD's?

Deeds are things someone does. Other gods do not have deeds that can compare to the LORD's because they do not have the same powers He has—they are just creatures.

4. What will all the nations do before the LORD one day?

They will come and worship before Him, they will bring glory to His name.

5. What does it mean to “bring glory” to God's name?

It means to praise God for all the amazing things He is and has done.

6. When do we know that all nations will come and worship before Him?

At the end of time the Bible tells us that He will gather all the nations before Him and that every knee will bow and every tongue confess that Jesus is LORD.

7. What deeds of the LORD show that He alone is God?

Rescuing His people from Egypt, raising Jesus from the dead, changing the hearts of sinful men to love Him, etc.

Bible Truth Connection Question

1. What does this verse have to do with the **Bible Truth: The LORD Is the Only True God**? *This Bible verse tells us that there is no one like the LORD. If we compare anyone else's deeds to the LORD's, it is easy to see just how great He is. He alone is God and worthy of our worship.*

Story Connection Questions

1. How did the LORD show that He alone is God in today's story?

The LORD displayed His complete power over Pharaoh and all his gods who he thought were so mighty.

Life Application Questions

How is it encouraging for God's people to know that the LORD does great and marvelous deeds?

No matter how difficult a problem they have, they know that the Lord is able to help them.

2. How can we become God's people? *By turning away from our sins and trusting in Jesus as our Savior.*

3. How should we worship God? *With everything we do: with our minds, with our hearts, with our lips, with our lives.*

ACTS Questions

1. What is something we can praise God for from this Bible verse?

The LORD is the Only, True God. All the nations...all peoples of the earth will come and worship before Him.

2. What is something we can confess to God from this Bible verse? *That though the LORD is the only true God that we all choose to go things our own way instead of obeying Him and loving Him as He deserves. We need a Savior!*

3. What is something we can thank God for from this Bible Verse?

For His great, great deed in saving all who come to Him for forgiveness of sins, trusting in Jesus as their Savior. Oh, to get to be His dear, adopted children, forever! All at the cost of His Son, Jesus!

4. What is something we can ask God for from this Bible Verse?

We can ask that the LORD help us to worship Him alone. We can ask Him to work in our hearts to say no to sin and to trust Jesus as our Savior. And, to fill us with love for Him, the Only True God. We can ask Him to turn the hearts of others to worship and love Him, too. We can ask Him to give us eyes to see His great deeds each day and minds that remember to praise Him for them.

Gospel Question

1. What great deed did the LORD do for sinful people that can never be compared to the deeds of any other god? What is the gospel?

God is the good Creator and King of the world. He made people to worship Him and live by His good laws. But we are all sinners who've rebelled against Him. We all deserve death--God's just, eternal punishment for our sins. How terrible! But God has good news for us. In His great mercy, God sent His Son, Jesus to earth as a man to save sinners. He lived the perfect life that pleases God. (He's the only one who's ever done that!) He offered it up to God His Father as the perfect sacrifice for sins when He suffered and died on the cross. Then, on the third day, Jesus rose from the dead in victory. He had fully paid for the sins of God's people, so they wouldn't have to! Now all who turn away from their sins and trust in Jesus as their Savior will receive forgiveness of sins and eternal life with God. They will be His very own special people who will know Him and enjoy Him forever. We can be God's people, too, if we turn from our sins and trust in Jesus as our own Savior.

Game: Who's Got the Penny?

Materials

Verse written up in large print so that all can see
a Penny or other small object

Preparing the Game

None.

Learning the Verse

Some or all of your children may be non- or early readers. Teach the verse in sections, having them say it after you. Repeat a few times. Add clapping or other movement as they say it.

Directions

1. If desired, lead the children in a discussion of a **FEW** of the most important questions before beginning game.

2. Explain the game to them as follows:

Have the children spread out in a circle. Explain to them that you are the Penny Detective and you have come to find the missing penny. Have everyone say the verse together. Blindfold yourself, count to 10, while the children quietly and quickly pass the penny around the circle. At the count of 10, tell the child who has the penny to hold onto. Take off the blindfold and tell them that you have 2/3 guesses to guess who has the penny. If you guess correctly, then the child who has the penny says the verse, and you will stay the Penny Detective. If you did not guess correctly, then you have to say the verse and the person with the penny identifies himself and becomes the new Penny Detective. Everyone says the verse together, then repeat. (All players can have one other person help them say the verse, if desired.)

Game continues until all children get to be the Penny Detective, or as time and attention span allow.

Optional TAKING IT TO OTHERS Activity: Quiz Questions

Have the children choose a few of the questions from the game to ask the parents/other children during TAKING IT TO OTHERS time. Help pre-readers by whispering the question in their ear and letting them ask it aloud to the parents/other children. Make sure you read the Bible verse aloud before you ask your questions.

Directions:

1. Write words to song in large print before class.
2. Play the song for the children, helping them follow along on the song sheet.
3. Discuss the song, using a few questions from the discussion sheet. *Don't use them all!*
4. Introduce sign language for key words of your choice from sign language sheet for your song. Use as few or as many as you think the children can learn.
5. Sing and sign the song. Sign language as well as large format lyrics and sheet music are found in the PFI Unit Songbook or online.
6. If desired, play the Song Game.

Optional TAKING IT TO OTHERS Activity: Presenting and Singing the Song

1. Sing and sign the song, encouraging the watching children/parents to join in.
2. Ask the class some of the questions listed below. The Bible Truth Connection Question is particularly good to help them understand how the verse ties in with the Bible Truth.

There Is None Like You: Psalm 86:8-10

Among the gods, there is none like you, O Lord;
 No deeds can compare with yours.
 For you are great
 and do marvelous deeds, O Lord,
 You alone are God.
 Psalm Eighty-six, eight and ten.
 John Four, twenty-four, Hey!

Listen to it on PFI NIV Songs 4, Track 10

Song Game: Word Take Away

Materials

Sign Language Signs and Song
 White board and marker
 Eraser

Preparing the Game

1. Write the words to the song on a white board.

Playing the Game

1. After children have learned the song and signs well, then tell the children that you are going to leave out words from the song (that you've learned signs for) and just do the sign in its place.
2. Have the children help you choose a word to take out. Erase the word from the board. Review the sign the for erased word.
3. Sing the song, trying to remember to NOT sing the word and do only the sign.
4. Continue to take out words until all of the words (with signs) have been taken out.

Game continues as number of questions, time, and attention span allow.

Directions: Read and discuss Bible Truth, using a FEW of the questions. Play game. Feel free to modify the game to fit your children.

General Story Questions

1. What was so great about the Great Land of Pharaoh? *Massive temples for the Great Land's many gods; rich villas for the Great Land's rich people to live in; the Great Palace for the Great King of the Great Land to rule from; watered the lands making it green, lush, and well...great.*
2. Who did Pharaoh think he was besides a great king? *A god.*
3. How did Pharaoh dress? *White linen kilt with pleats, black wig with perfume, two crowns, gold and jewels.*
4. Why did the LORD want Moses and Aaron to go to Egypt? *To be His messengers to Pharaoh of His words and mighty deeds and lead the Israelites out of slavery in Egypt.*
5. Why did Pharaoh say he wouldn't obey the LORD's command?
He hadn't heard of Him and did not think He was a god to worry about.
6. What punishment did Pharaoh give the Israelites after Moses visited him the first time?
Made them work harder to make their bricks.
7. What did the Israelites think about Moses and Aaron? *They were mad when Pharaoh ordered them to work harder, but they were happy with them when at last they were freed from slavery.*
8. What did the LORD tell Moses He would use Pharaoh's hard heart to do?
To show him and his people, the Israelites, and even all peoples that He was the Only True God.
9. Who did the LORD's snake show He was more powerful than? *Bes the Snake God*
10. Who did the Nile turned to blood show the LORD was more powerful than? *Hagit, the Nile God*
11. Who did the frogs show the LORD more powerful than?
Heqet, the Frog Goddess
12. Who did the flies, gnats, and cattle dying show the LORD was more powerful than? *Ptah, the Creator.*
13. Who did the boils show the LORD was more powerful than? *Skelmet, Goddess of Healing*
14. Who did the darkness show the LORD more powerful than? *Ra, the Sun God*
15. Who did the hail show the LORD more powerful than? *Nut, the Sky Goddess*
16. After what plague did Pharaoh finally give in to the LORD? *The death of the firstborn males.*
17. How did Pharaoh show that he finally admitted that the LORD was the only, true God?
He released the Israelites AND he asked for the LORD to bless him.
18. What kind of heart is the best kind to display to the world that the LORD is the only, true God?
One that is humble and worshipfully obedient to the LORD.
19. Pharaoh was the most powerful king in the world, but he was nothing compared to the LORD. Why?
Because any man—even the greatest man—is just a creature made by God and kept alive by God. The LORD is the one, true God. No one ever made Him or keeps Him alive. No one is like Him.

Bible Truth Connection Questions

1. What does this story have to do with our **Bible Truth: The LORD Is the Only True God**? *In this story the LORD used Pharaoh's hard heart and the idols his people worshiped to show the world that He is the Only True God.*

Bible Verse Connection Question

1. What does the story have to do with our **Bible Verse: Psalm 86:8-10**: "Among the gods there is none like you, O Lord; no deeds can compare with yours. All the nations you have made will come and worship before you, O Lord; they will bring glory to your name. For you are great and do marvelous deeds; you alone are God." How did the LORD show that among the gods there is none like Him? What deeds did He do that couldn't be compared to the idols of the Egyptians?
With each plague, the LORD showed that the very thing the Egyptian god was supposed to rule over, He actually controlled. Everything from the blood in the Nile to the death of the firstborn children showed that no god can do anything like Him.

Life Application Questions

1. Why does the LORD want the world to know that He is the only, true God?

So they might know Him and worshipfully obey Him with all their lives, as He always created them to. This is for their good and His glory.

2. What is the best first step God calls us each to take in knowing Him and worshipfully obeying Him? To turn away from our sins and trusting in Jesus as our Savior.

ACTS Questions

1. What is something we can praise God for being that we learned in our story?

Praise God for being the one, true God.

2. What is something we can confess as sin that we learned in our story? Confess that we rebel against God, even though He is the one, true God. We like to do things our own way. We need a Savior!

3. What is something we can thank God for that we learned in our story? We can thank God for being in control of the world and never turning from doing His perfect will. Thank Him for using His great power as the one, true God to rescue His people.

4. What is something we can ask God for that we learned in our story? We can ask God to help us trust Him, knowing that He is the only, true God. We can ask Him to work in our hearts and take joy in what He is doing, even when it involves hard things that are far too difficult for us to do on our own, like it did with the people of Israel. We can ask Him to show His greatness through our weakness, just like He did with them. We can ask Him to work in our hearts that we would turn away from our sins and trust in Jesus as our Savior.

The Gospel

1. All people are not unlike Pharaoh—they have hard hearts that choose not to worship the One, True God. But God is so rich in mercy that He offers forgiveness and salvation, though none deserve it. Can you tell me the good news of Jesus?

God is the good Creator and King of the world. He made people to worship Him and live by His good laws. But we are all sinners who've rebelled against Him. We all deserve death--God's just, eternal punishment for our sins. How terrible! But God has good news for us. In His great mercy, God sent His Son, Jesus to earth as a man to save sinners. He lived the perfect life that pleases God. (He's the only one who's ever done that!) He offered it up to God His Father as the perfect sacrifice for sins when He suffered and died on the cross. Then, on the third day, Jesus rose from the dead in victory. He had fully paid for the sins of God's people, so they wouldn't have to! Now all who turn away from their sins and trust in Jesus as their Savior will receive forgiveness of sins and eternal life with God. They will be His very own special people who will know Him and enjoy Him forever. We can be God's people, too, if we turn from our sins and trust in Jesus as our own Savior.

Game: Frisbee Toss and Quiz

Materials

Frisbee
Paper and Marker
Masking Tape
Story Review Questions

Preparing the Game

1. Choose 20+ questions for your game from the Story Review Discussion Questions, or make up your own.
2. Tape sections on the floor and designate each with a point value that you write on a piece of paper and tape to each section. Make the higher point sections smaller and more difficult to hit; the lower point sections easier. You may even decide to make a target shape.

Playing the Game

Divide the children into teams. Teams will take turn having one of their members toss the Frisbee into the sectioned areas. A correct answer to a question wins the designated points for the team. If the person is unable to answer the question correctly, the other team can try to answer it for a point.

Game continues until all children get to toss the Frisbee, or as number of questions, time, and attention span allow.

Non-competitive Option

Don't split into teams. Set a target point number for the group, telling them that together they are going to see how many turns it takes to reach the target number. Have the children take turns tossing the Frisbee. Tally number of turns on a piece of paper. When the target number has been reached, start over and try to reach the target number in fewer turns.

Optional TAKING IT TO OTHERS Activity: Quiz Questions

Have the children choose a few of the questions from the game to ask the parents/other children during TAKING IT TO OTHERS time. Help pre-readers by whispering the question in their ear and letting them ask it aloud to the parents/other children.

CASE REPLAY ACTIVITIES

Use this guide to review the Case Story and act it out for others to enjoy!

CASE REPLAY, JR: YOUNGEST CHILDREN

Description: The children will act out the story together, everyone doing the same action/sound effect at the same time. This activity is most suitable for kindergarteners.

Materials

The Case RePlay, Jr. script for younger children

Preparation

1. Read through the script and write in the blanks along the side possible actions/sound effects the children could do to act it out.

Instructions

1. Tell the children that they will be re-enacting the story together as you tell it.
2. As you read the script, lead the children in actions/sound effects to do with you.
3. If desired, you can read the script and stop at certain sentences and ask them what a good action/sound effect would be to act out what you just read.
4. Repeat the re-enactment one or two times more.

CASE REPLAY, SR: OLDER CHILDREN

Description: The children act out the story as a three-scene play. You will narrate it using the Case RePlay, Sr. script and they will act it out (no spoken words, for the most part), with each child assuming a different character's role. This activity is most suitable for first grade and up. You will review the story, then practice it a few times before performing it for others.

Materials

The Case RePlay, Sr. script
White board or other large format paper
Costumes and props

Preparation

1. Prepare for the play by choosing costumes and props for each character in the story. Decorate the area with any scenery props.
2. Write the words "Beginning," "Middle," "End" on a large piece of paper/whiteboard with plenty of space under each heading. You will use this paper to help the children think about the story as a three-scene play, as it is presented in the script.

Instructions

1. Tell the children that they will get to act out the story as a three-scene play, with a beginning, Middle and end section. Tell them that before they can act it out, they need to think it out. as you narrate it with your script.
2. Take the children's answers as they recount the story, helping them put key incidents in the right order.
3. If desired, when they have filled in their Beginning, Middle, End, read through your whole (real) script, so they hear exactly what you will have them act out.
4. Then tell the children that it's time to practice acting out the story.
5. Assign parts to each child. If you are using costumes, do NOT give them out at this point. They will be a distraction.
6. Have all the children sit on the floor or in chairs on one side of the "stage," then call the characters up in place as their part in the story comes.
7. As you read the script, guide the children in where you want them to move or do to act it out.
8. After going through the whole script once, give out any costumes and props and act out the script once or twice more.

Optional TAKING IT TO OTHERS Activity: Re-enacting the Story

Read the script as the children act out together (younger) or assuming different roles (older) as the other children or the parents watch.

CASE REPLAY, JR--YOUNGER KIDS (KINDERGARTEN) P.2

Welcome to our play! The name of our story is called: The Case of the Heavenly Showdown.

Our story takes in Egypt. It's an Old Testament story that took place about 1400 years before Jesus lived on earth.

And now we present: "The Case of the Heavenly Showdown."

Actions:

Scene 1:

Egypt was a rich city with many fine things, including beautiful temples built to honor its many gods. Pharaoh was king over Egypt. He thought so much of himself that he even thought he was a god. He built many beautiful buildings to honor himself and forced the Israelites to be his slaves and build them. They cried out to the LORD to help them and He did. He would rescue them and at the same time, show Pharaoh and the whole world, that He was the only, true God. The LORD told Moses and Aaron to go to Pharaoh and tell him to let the Israelites go. Moses was scared to do this, but he obeyed. He and Aaron went to Pharaoh in his throne room and gave him the LORD's message. Pharaoh refused and his magicians laughed. They had never heard of the LORD and wouldn't obey Him. Pharaoh promised to make the Israelites work harder now as a punishment for their laziness. The Israelites were angry with Moses and Aaron because of what had happened, but the LORD told Moses not to worry. He would use Pharaoh's hard heart to show the whole world that He was the only, true God.

Scene 2:

Moses went back to Pharaoh and told him again to free the Israelites, but Pharaoh still refused. The LORD sent plagues to show that He was more powerful than each of the gods of the Pharaoh. A snake that over-powered the magicians' snake (Bes, the Snake God); water in the Nile turned into water (Hapit, god of the Great River); frogs everywhere (Heqet, goddess of frogs); gnats and blood-sucking dog flies; death to the bulls and livestock (Ptah the Bull, Creator); boils all over everyone (Skehmet, goddess of Healing); hail (Nut, Sky Goddess); thick darkness over the earth (Ra, the Sun God)

Scene 3

The magicians urged Pharaoh to free the Israelites, but he still refused. Moses told him that one more punishment would come and then Pharaoh would release the people. During the night, the firstborn males of animals and people all died--even Pharaoh's firstborn son. Pharaoh sent for the Moses. He agreed to release the Israelites and asked for the LORD to bless him. At last Pharaoh and all of Egypt knew that the LORD really was the only, true God.

Bible Truth Tie-In:

The Bible Truth we are learning is: **The LORD Is the Only True God.** The LORD used Pharaoh's hard heart to show him, his people and even people all around the world that He was the only, true God.

CASE REPLAY, SR--OLDER KIDS (1ST GRADE AND UP) P.3

Welcome to our play! The name of our story is called: The Case of the Heavenly Showdown.

Our story takes in Egypt. It's an Old Testament story that took place about 1400 years before Jesus lived on earth.

The characters in our story are: Moses, Aaron, the Israelites, Pharaoh, the Egyptians, Pharaoh's magicians, the LORD, the firstborn males of Egypt.

And now we present: "The Case of the Heavenly Showdown."

Scene 1: (Beginning)

Egypt was a rich city with many fine things, including beautiful temples built to honor its many gods. Pharaoh was king over Egypt. He thought so much of himself that he even thought he was a god. He built many beautiful buildings to honor himself and forced the Israelites to be his slaves and build them. They cried out to the LORD to help them and He did. He would rescue them and at the same time, show Pharaoh and the whole world, that He was the only, true God. The LORD told Moses and Aaron to go to Pharaoh and tell him to let the Israelites go. Moses was scared to do this, but he obeyed. He and Aaron went to Pharaoh in his throne room and gave him the LORD's message. Pharaoh refused and his magicians laughed. They had never heard of the LORD and wouldn't obey Him. Pharaoh promised to make the Israelites work harder now as a punishment for their laziness. The Israelites were angry with Moses and Aaron because of what had happened, but the LORD told Moses not to worry. He would use Pharaoh's hard heart to show the whole world that He was the only, true God.

Scene 2: (Middle)

Moses went back to Pharaoh and told him again to free the Israelites, but Pharaoh still refused. The LORD sent plagues to show that He was more powerful than each of the gods of the Pharaoh. A snake that over-powered the magicians' snake (Bes, the Snake God); water in the Nile turned into blood (Hapi, god of the Great River); frogs everywhere (Heqet, goddess of frogs); gnats and blood-sucking dog flies; death to the bulls and livestock (Ptah the Bull, Creator); boils all over everyone (Skehmet, goddess of Healing); hail (Nut, Sky Goddess); thick darkness over the earth (Ra, the Sun God)

Scene 3: (End)

The magicians urged Pharaoh to free the Israelites, but he still refused. Moses told him that one more punishment would come and then Pharaoh would release the people. During the night, the firstborn males of animals and people all died--even Pharaoh's firstborn son. Pharaoh sent for the Moses. He agreed to release the Israelites and asked for the LORD to bless him. At last Pharaoh and all of Egypt knew that the LORD really was the only, true God.

Bible Truth Tie-In:

The Bible Truth we are learning is: **The LORD Is the Only True God.** The LORD used Pharaoh's hard heart to show him, his people and even people all around the world that He was the only, true God.

Frogs in Pharaoh's Bed

Description

Children will make paper/Wonder-foam frogs that leap out of Pharaoh's poster board bed when the covers are pulled back.

Materials

White paper

Green Wonder-foam (or white card stock paper)

Jiggly Eyes

Markers

Pencils

8"x11" piece of white poster board per child

1 green Chenille pipe cleaner per every 2 frogs, at least 2 pipe cleaners per child

Tape

Glue sticks

Hot gun and glue

Preparing the Craft

Make a copy of Template #1 out of white paper, one per child.

Make copies of Template #2 on white card stock, one per child. Cut out.

OR Use outline of one of the Template #2 frogs, to cut 4 out of green Wonder-foam.

3. Cut Template #3 from poster board, one per child.

4. Fold Template #3 along fold line. This will make the bed covers that cover over Pharaoh and the frogs.

5. Cut pipe cleaners in half.

Making the Craft

1. Show the sample of the craft you have made.

2. Have children color in Pharaoh, then glue him down in the poster board bed above the fold.

3. Children can fold the bed sheets over Pharaoh and color them in. They can also color the underneath side where Pharaoh is lying.

3. Have children decorate their paper or Wonder-foam frogs; add jiggly eyes.

4. Wrap a piece of pipe cleaner tightly around a pencil, forming a coil. Using tape or hot glue, attach one end of coil to each frog.

5. Poke a hole in Pharaoh's bed for each frog, as indicated on Template #1. Stick the other end of the coil through a hole, twisting the end on the back side of the bed to secure. If desired, use the hot glue to secure the coil more firmly.

6. Push the frogs down on top of their coils, then cover up them and Pharaoh with the bed sheets by folding it down over them. When you take off the bed sheets, the frogs will spring up and out on their coils.

Making a Bible Truth Connection

Once the children have settled into their craft, use the Bible Truth- Craft Connection Sheet to lead discussion about the craft. Note that most of these questions echo the questions on the case board, providing a review of what the children learned earlier.

Optional TAKING IT TO OTHERS Activity: Craft Presentation

If you are presenting the craft to other children or parents the children can hold up their crafts (or your model craft) and read their Bible Truth Connection answers to explain the importance of the craft.

CASE CRAFT**Discussion Guide****Instructions:**

As the children are settled into making their craft, ask them these questions to help them understand the craft's significance. Use the answers provided to guide the children's answers.

Discussion Questions

1. Who was the Great King and where did he live?
Pharaoh. He lived in Egypt.
2. Who did the Egyptians worship as gods? *They had many gods and even worshiped Pharaoh.*
3. Why did the LORD send so many plagues? What did they show the Egyptians (and the whole world)?
That the LORD was mightier than all their gods. He was the one, true god.
4. What is the Bible Truth that we are learning?
The LORD Is the Only True God.
5. What does our craft have to do with our Bible Truth: The LORD Is the Only True God?
The Egyptians worshiped many gods, who were each supposed to control different parts of nature. But the LORD sent plagues that showed He was the true God over all of creation. He alone should be worshiped.
6. What can this craft help us remember?
There may be many gods or things that people worship in this world, but the LORD is the only true God who alone should be worshiped.


TAKING IT TO OTHERS**Craft Presentation****Instructions:**

Have children hold up your model craft/their crafts. Choose five children (or you say) the five sections below to explain the craft's importance.

Presentation:

1. Our craft is Frogs in Pharaoh's Bed.
2. In Egypt, the LORD sent many plagues upon the Egyptians. There were even frogs in Pharaoh's bed, so that they would see that He, the LORD, was one, true God, not the idols they worshiped.
3. Bible Truth 2 is: How Can I Know What God Is Like? He Shows Me What He's Like...He Gave Me a Heart to Know and Love Him.
4. The Egyptians worshiped many gods, who were each supposed to control different parts of nature. But the LORD sent plagues that showed He was the true God over all of creation. He alone should be worshiped.
5. Our craft can help us remember that there may be many gods or things that people worship in this world, but the LORD is the only true God who alone should be worshiped.

Note: Even non-readers can participate in presenting the craft, if you will whisper what they are to say in their ear and let them say it aloud for the others to hear.




Pharaoh Template #1

**Glue onto
posterboard
and fold up here**







**Pharoah's Bed
Template #3**

BEFORE CLASS:**1. PICK YOUR PERSON**

VIPPs can be anyone in your church! Typically, they fall into 6 categories: Church staff, Elders, Deacons/deaconesses, Special Volunteers (people who aren't paid, but spend a lot of time helping out in particular ways), Supported Workers (aka missionaries), and Church Members.

2. GATHER YOUR FACTS

Use the VIPP Information Sheet to write down the facts about your VIPP. The information on this worksheet is used in the VIPP activities, listed in the "Choose an Activity" section below.

DURING THE ACTIVITY:**1. INTRODUCE YOUR VIPP**

Introduce your VIPP to the children, using the VIPP Information Sheet. Fill in a set of VIPP Clue Cards with the information for your VIPP. If desired, you can even have the actual person come into class for the children to meet.

Need help describing what someone does for the church in a kid-friendly way? Check out the list of common VIPPs on the Praise Factory website in the PFI resources. There are lots of kid-friendly descriptions for common VIPP's, such as pastors, elders, deacons and a lot more.

2. PRAY!

Lead the children in praying for the VIPP. Ask the children if they would like to pray for one of the VIPPs prayer requests. Even non-readers can pray for the VIPP if you whisper the prayer request in the their ear, then let them say it aloud. Never force a child to pray!

3. CHOOSE AN ACTIVITY

There are two activities you can use to help the children learn about the VIPP:

VIPP Clue Cards: These are nine coloring sheets in which children fill in the nine things they learn about the VIPP from the VIPP Information Sheet. Photocopy a set of each child. Use as few or as many of these Clue Cards as you desire.

VIPP Game: This is a game that uses a set of Clue Cards for one or two VIPPs.

Choose a VIPP and fill in his/her information on the VIPP Information Sheet. Fill in a set of VIPP Clue Cards with the information for your VIPP. Tell the children about the VIPP, having them fill in the VIPP Clue Cards with the key facts as they learn them. Write any words the children need to write on a white-board or other piece of paper so they can see how to spell them. Help younger children write these words on their clue cards. Ideas for how to tell the children about many common VIPPs are listed at praisefactory.org with the resources for this Bible Truth.

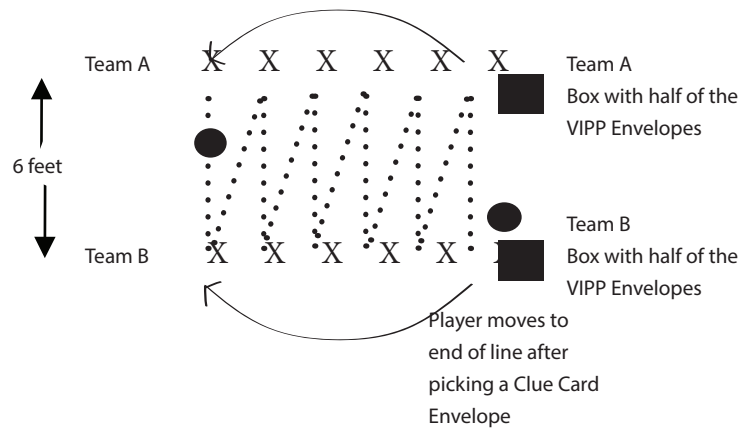
Optional TAKING IT TO OTHERS Activity: Introduce and Pray for the VIPP

If you are presenting the VIPP to other children or parents you can assign children to hold up the 10 clue cards and say what each card tells about the VIPP. (Or, you can have the children hold them up as you tell what each one means.) Then lead the children in praying for the VIPP.

Game: Ball Roll Review

Materials

Information Sheet for one VIPP
 2 Set of Clue Cards
 Ball
 8 8.5" x 11" Manilla Envelopes
 Tape
 Pen and Markers
 2 Boxes



Preparing the Game

1. Fill in one set of clue sheets for the VIPP you are using.
2. Tape the other (blank) set of Clue Cards to the outside of the manilla envelopes.
3. Put the filled-in clue cards in the corresponding envelope.
4. Put half the Clue Card Envelopes in one box and the other half in the other box. These are the Team A and Team B Boxes.

Playing the Game

Reveal: Tell the children about the VIPP, showing them your filled-in clue cards as you tell about them.

Review: Have the children break into two even groups and sit down on the floor facing each other, with about a 6' spread between the 2 lines (see diagram above). For Round 1, Give the ball to the first child in Team A and have them roll it across to the child on Team B directly across from them. Then, that Team B child rolls it back across to the next child on Team A, etc. all the way down the line to the last child on Team B. The last child to get the ball will then pick a Clue Card envelope out of their team's box. They (or the teacher) will tell the group and the Clue Card category by looking at the picture of the Clue Card on the outside of the envelope. Have the children try to remember the VIPP's answer to the category. If the class gets it right, the category is "retired". If they get it wrong, then it gets put back in the pile of category envelopes. The child who picked the Clue Card, then takes their place at the other end of the line. They begin Round 2 by rolling the ball to the first person on Team A, etc. This time, the ball will end up with the last child in the Team A line. ending with the last child in the other line, who gets up and chooses a clue from their Clue Card box. Continue until all the clues have been chosen/answered correctly.

VIPP INFORMATION SHEET

VIPP NAME:

WHAT VIPP LOOKS LIKE

Man or Woman? _____

Hair color? _____

Eye color? _____

FAVORITE ANIMAL

FAVORITE FOOD

FAVORITE FREE TIME ACTIVITY

WHAT VIPP DOES DURING WEEK

VIPP GROUP OF SERVICE:

Church Member

Deacon

Elder

Church Staff

Special Volunteer

Supported Worker
(Missionary)

3 WAYS VIPP SERVES CHURCH

3 WAYS TO PRAY FOR THE VIPP
