

## **BIBLE TRUTH 9, LESSON 3: PLANNER/OVERVIEW**

### **GETTING STARTED: Welcome and Opening Songs** (*introduce unit and get kids moving with these songs*)

**Welcome to Praise Factory:** PFI: Praise Factory Investigators Theme Song *PFI NIV Songs 12, Track 1*

**Rules to Help Us Worship God and Love One Another:** WoGoLOA Classroom Rules Song  
*PFI NIV Songs 12, Track 2*

**Big Question Under Investigation:** Big Question 12 Songs *PFI NIV Songs 12, Tracks 3,4*

**Big Question Bible Verse:** Ephesians 5:1-2 Song *PFI NIV Songs 12, Track 5*

### **DIGGING DEEP DOWN: Key Concept and Story** (*introduce the Bible Truth and tell the related story*)

**Bible Truth 9:** God's People Think about Him

**Bible Truth Hymn:** Be Thou My Vision, v.1 *PFI NIV Songs 12, Track 26*

**Bible Verse:** Psalm 63:3-6

**Bible Verse Song:** Your Love Is Better than Life *PFI NIV Songs 12, Track 27*  
*Extra Bible Verse: Let the Morning Bring Me Psalm 143:5,8 PFI NIV Songs 12, Track 28*

**Lesson 3 Old Testament:** The Case of the Forgetful Fretters *Exodus 14-15*

### **TAKING ACTION: Response Activities** (*choose from among these activities*)

**Snack and Discussion Planner:** The Water of Marah with Sticks

**ACTS Prayer:** Prayer Sheet

**Bible Truth Review:** Discussion Questions and Game: Silly Grand March

**Bible Truth Hymn:** Be Thou My Vision, v.1 *PFI NIV Songs 12, Track 26*  
Song, Sign Language and Song Game: Big Voice, Little Voice **PFI NIV SONGS 12 BOOK or ONLINE**

**Bible Verse Review:** Psalm 63:3-6 Discussion Sheet and Game: Which Way Did It Go?

**Bible Verse Song:** Your Love Is Better than Life *PFI NIV Songs 12, Track 27*  
Song, Sign Language and Song Game: Sign It, Say It, What Does It Mean? **PFI NIV SONGS 12 BOOK or ONLINE**

**Story Review:** Discussion Questions and Game: Bean Bag in the Hole

**Case Replay, Jr: Drama Activity for Youngest Children** (children do same story actions together)

**Case Replay, Sr: Drama Activity for Most Children** (children re-tell story with individual parts)

**Craft:** Crossing the Red Sea

**VIPP (Very Important Prayer Person) Prayer Time:** Coloring Sheets (back of book) and Game: Stop and Go

### **TAKING IT HOME: Take Home Sheet for Review and Family Devotions**

**PFI Pronto:** Bible Truth 9, Lesson 3 **PFI NIV PRONTOS 12 BOOK or ONLINE**

**The Case of the Forgetful Fretters** Exodus 14-15

by Connie Dever

**Our story is: The Case of the Forgetful Fretters.****As you listen to the story, see if you can figure out:**

1. Who were the forgetful fretters?
2. What did they worry about? What did they forget? What difference would it had made if they had remembered what they chose to forget?

This story takes place in Egypt, in Old Testament times, about 1500 years before Jesus lived on earth.

“What have we done?” exclaimed Pharaoh to his officials. “How could we have been so foolish as to let those Israelite slaves go? Who will build my grand buildings now? Prepare my army!” he ordered. “We must go after them and bring them back!”

Quickly the soldiers were gathered. “Forward, men!” Pharaoh ordered. “Off to the eastern wilderness to capture our slaves.” The air filled with clouds of dust and the thunder of galloping horses and marching soldiers.

While Pharaoh and his men marched out into the wilderness, the Israelites—a two days’ walk ahead—reached the shores of the Red Sea, near Pi Hahiroth and settled down for the night. What a wonderful couple of days it had been! At last they were free from their Egyptian taskmasters! No more bricks to make, no more buildings to build, no more whips to bear on their backs. The LORD had been their mighty deliverer. He had rescued them by one amazing miracle after another. Who had ever heard of a god who sent plagues upon His people’s enemies? Or who led His people with a pillar of cloud by day and fire by night? Or who promised to give a land flowing with milk and honey to His people? How sweet were their thoughts of the LORD that evening!

But how long would the people keep thinking about the LORD and His mighty miracles like this? Only two days, the Bible tells us. For as soon as the Israelites saw Pharaoh’s army heading towards them, they chose to fret and forget. Thoughts of who the LORD was and what He had done for them vanished.

The Israelites cried out to the LORD and to Moses. But not in a trusting faith for deliverance, but bitter anger: “Was it because there were no graves in Egypt that you brought us to the desert to die? What have you done to us by bringing us out of Egypt? Didn’t we say to you in Egypt, ‘Leave us alone; let us serve the Egyptians’? It

would have been better for us to serve the Egyptians than to die in the desert!” they cried.

Moses urged the Israelites to think about the LORD as they should. “Don’t be afraid,” Moses told them. “Stand firm and you will see how the LORD will deliver you today. You will never see these Egyptians again. The LORD will fight for you; you need only to be still,” he promised them.

Then the LORD told Moses: “Tell the Israelites to move on. Raise your staff and stretch out your hand over the sea to divide the water so that the Israelites can go through the sea on dry ground.” Then, the angel of God, who had been traveling in front of Israel’s army, went behind them. The pillar of cloud also moved from in front of them and stood behind them, coming between the armies of Egypt and Israel, like a great wall. Then Moses stretched out his hand over the sea, and all night long the LORD drove back the sea with a strong east wind until the waters were completely divided and left a path along the sea bed. Across the dry ground, the Israelites safely crossed the sea, with a towering wall of sea water on each side.

Pharaoh’s men followed after the Israelites along the dry sea bed, but the LORD threw the soldiers into confusion. He made the wheels of their chariots come off so that they had difficulty driving.

“Let’s get away from the Israelites!” the Egyptians cried. “The LORD is fighting for them against Egypt.”

But it was too late. “Stretch out your hand over the sea so that the waters flow back over the Egyptians, their chariots and horsemen,” the LORD commanded Moses. As the sun began to rise in the east, the Israelites watched as the walls of water fell back into place, swallowing up the Egyptian army in its swirling waters.

**Story-telling Tips****Ahead of time:**

1. Read the Bible verses and story. Pray!
2. Create story cue cards on index cards (or highlight text).
3. Practice telling story dramatically, timing your presentation. Shorten, if necessary to fit your allotted time.
4. Decorate area with story props that help bring your story alive.

**During your presentation:**

1. Maintain as much eye contact as possible as you tell the story. Point to/use props at important points in the story. Include the kids in your story with a few questions about what they think will happen or words/concepts that might be new to them.
2. Watch the kids for signs that their attention span has been reached. Shorten, if necessary.

When the Israelites saw the great power the LORD displayed against the Egyptians, they exclaimed: “Who is like our God, who hurls both horse and rider into the sea? The LORD is my strength and my song; he has become my salvation. He is my God, and I will praise him...Who among the gods is like you, O LORD? Who is like you—majestic in holiness, awesome in glory, working wonders? You stretched out your right hand and the earth swallowed them. In your unfailing love you will lead the people you have redeemed. In your strength you will guide them to your holy dwelling...” (Exodus 15:11-13. NIV 1984)

Once more the Israelites were amazed at how the LORD had rescued them. But how long would they keep on thinking about Him and his mighty miracles? Only three days, the Bible tells us: until the next, big difficulty arose. Once more they would choose to fret and forget.

Drip, drip, drip. The last few drops of water trickled out of the sheep’s-bladder water bottles that the Israelites had carried with them from Egypt. This was terrible news! The last water they had seen was three days ago at the Red Sea. Now, out in the hard, sun-baked, barren wilderness, there seemed to be no water to be found.

“Hey, look over there, in the distance! Aren’t those palm trees and grasses?” someone shouted.

“Why, yes, those are! It must be an oasis!” someone else agreed.

Relieved, the people dashed towards the water of the little oasis. Some plunged their water bottles into the spring while others used their hands and brought overflowing handfuls of sparkling water to their dry mouths.

But halfway into the first swallow, the Israelites began coughing and choking. “Bleack! This water’s no good! It’s bitter!” they exclaimed. “We can’t drink it!”

Once more the Israelites were in big trouble with no way out. They needed water soon or they would die; yet, there was none to be found. What would they do?

The LORD had been their mighty deliverer. Hadn’t their chariots and horsemen,” the LORD commanded Moses. As the sun began to rise in the east, the Israelites watched as the walls of water fell back into place, swallowing up the Egyptian army in its swirling waters.

Hadn’t He rescued them again at the Red Sea just

three days earlier? They could have remembered these things, but they chose to fret and forget.

“What are we to drink?” they grumbled.

How terrible the Israelites were to the LORD! But oh, how merciful and patient He was to them! As soon as Moses cried out to Him about the water, the LORD showed Moses a tree with special bark that he could throw into the water and make it sweet. Once more the LORD had delivered them. What a shame that they could not keep thinking about Him as they should.

“Listen to me!” The LORD told the people through Moses, “Think about Me and do what is right. Keep all the good laws I am giving you. If you do, I will not bring on you any of the diseases you saw Me bring on the Egyptians, for I am the LORD, who heals you,” He promised them. He was their mighty deliverer. They were His people. He wanted to bless them, but they would need to keep thinking about Him and obeying Him. This would be a hard, slow lesson for these stubborn-hearted people He loved.

Having made His point yet again with the bitter spring at Marah, now the Lord showed them also showed them once more how richly He would supply for their every need. He led them to the lush, palm-tree shaded oasis of Elim, where there was not just one spring of water, but twelve. And there He had them camp until they were refreshed.

### Cracking the Case:

**It’s time to answer our Case Questions.**

#### 1. Who were the forgetful fretters?

The people of Israel.

#### 2. What did they worry about? What did they forget? What difference would it had made if they had remembered what they chose to forget?

They worried that they would die out in the wilderness because they had no food or water. They forget in just five days the amazing ways that the LORD had delivered them from the mighty Egyptians. If they had thought about the LORD and all He had done for them, they could have turned away from worrying and trusted that the LORD would take care of them.

**Something For You and Me****Our Bible Truth is:****God's People Think about Him****Our Bible Verse is: Psalm 63:3-6**

"Because your love is better than life, my lips will glorify you. I will praise you as long as I live, and in your name I will lift up my hands. My soul will be satisfied as with the richest of foods; with singing lips my mouth will praise you. On my bed I remember you; I think of you through the watches of the night."

How quick the Israelites were to forget who the LORD was! It only took five days! Perhaps it's easy to think that we would be different, if it had been us who saw the LORD mighty miracles. Perhaps we think we wouldn't fret and forget like they did.

But the hearts of God's people today really not so different from the Israelites long ago. Many times even today, they are all too quick to stop thinking about the Lord when hard things happen to them.

And in some ways, what they do is even worse than what the Israelites did. For while the Israelites forgot to remember the amazing way that the LORD delivered them from the Egyptians, God's people today are too quick to forget the even more amazing way that the LORD has delivered them from sin and death through Jesus' death on the cross.

What about you and me? We've heard about God's mighty faithful to His people long ago. We've heard how we can become God's people by turning away from our sins and trusting in Jesus. What will we do? Will we fret and forget about God or will we think about Him? Will we turn away from our sins and trust in Jesus? Will we ask Him to help us to think about Him as we go through every day of life He gives us?

Let's pray right now that He will. Let's praise God for His great mercy and patience with His stubborn, forgetful people. Let's pray that by His Holy Spirit, God would help us to turn away from our sins and trust in Him. Let's ask Him to help us to think about Him more and more. Let's pray that when we are faced with difficult—even seemingly impossible—situations that He would help us to remember His powerful deliverance and to cry out in faith that He would rescue us.

*Close in prayer.*

**Closing ACTS Prayer**

**A** God, we praise You for being the Great, Always-Faithful God. You will always take care of Your people, even when it looks impossible.

**C** God, we confess that we are like the Israelites, forgetting how faithful You have been to us in the past. How quickly we distrust You and Your goodness. How quickly we grumble. Please forgive us!. We need a Savior!

**T** God, we thank You for treating us with so much mercy and patience, even when we do forget and distrust You. Thank You for taking away all of our sins through Jesus. Thank You for continuing to be faithful, even when we do not trust You as we should..

**S** God, work in our hearts! Help us to turn away from our sins and trust Jesus as our own Savior. Help us to always trust You, no matter how impossible it looks for You to rescue us and take care of us. Help us to rejoice and wait for You to act. Help us to remember how You have always been faithful in the past.

**Special Words**

**Fret:** To worry about something.

**Chariot:** A type of fast-moving carriage pulled by horses, often used in battles by soldiers.

**Pharaoh:** Title of the ancient, Egyptian kings.

**Land flowing with milk and honey:** A land that is filled with many good things (but doesn't really flow with milk and honey).

# **ACTS PRAYER ACTIVITY**

Use this sheet to write down your ACTS Prayer

## **Instructions:**

Use this sheet to help the children apply the Bible Truth into a prayer. You can use the ACTS provided or even better, have the kids think of their own applications. Also have the children add their personal requests to the prayer, too. Lead the children in the prayer or let them pray sections, with your help. Never force a child to pray! Non-readers can participate by you whispering a section of the prayer into their ear and allowing them to pray it aloud for the group.

## **ADORATION:**

Praise God for being perfectly good. He is so worthy of all our thoughts.

God, we praise You for being.....

---

Add your own Adorations:

---

---

## **CONFESSION:**

Confess that many times we choose to not think about God. We choose not to read His Word or pray to Him. We just think about ourselves. We need a Savior to save us from our sins!

God, we have sinned against You....

---

---

Add your own Confessions:

---

---

## **THANKSGIVING:**

Thank God for giving us His Word and for being able to pray to Him. Thank Him for giving us these ways to strengthen our faith in Him, grow our love for Him and cheerfully obey Him.

God, we thank You for...

---

Add your own Thanksgivings:

---

---

## **SUPPLICATION:**

Ask God to work in our hearts, helping us to turn away from our sins and trust in Jesus as our own Savior. Ask God to help us to have a special time each day to think about Him, and to help us to keep thinking about Him throughout the rest of the day. Ask Him to use our time reading His Word and in praying to Him to know, love and obey Him more.

God, we need Your help...

Add your own Supplication:

---

---

---

---

## **SNEAKY SNACK**

---

Can you figure out how this snack ties in with our case?

### **Snack: Waters of Marah with Sticks**

Blue sugar-free jello “bitter water” with pretzel or graham cracker stick “wood” like what the Lord gave Moses to make the waters sweet at Marah.

This is only a suggestion. Feel free to modify. Be mindful of allergy issues among your children!

**Case Tie-in:** The people of Israel forgot to think about the Lord and all the amazing things He had done when they reached the bitter waters of Marah. Even so, the Lord showed mercy to them by making the water sweet when Moses through the stick in the water.

---

## **SOUL FOOD**

---

Food for thought during snack time

1. What does the snack have to do with the story?

Choose a few questions from the other activity discussion sheets to talk about during this snack time.

2.

3.

4.

5.

6.

7.

Directions: Read and discuss Bible Truth, using a FEW of the questions. Play game. Feel free to modify the game to fit your children.

### God's People Think about Him

God made our bodies with daily needs. Each day our bodies need food, exercise, and sleep. Our bodies stay strong when we take care of them each day. God made our hearts with daily needs, too. God made us to need time with Him each day to stay close to Him, and to grow in knowing and loving Him. God's people know this. They try to take special time out each day to pray to God and read God's Word, the Bible. Through the rest of the day, they keep thinking about Him and how they can best please Him in whatever they are doing. Sometimes God's people find it hard to spend time with God each day. Sometimes it is because they get very busy, or because they are lazy, or they just don't feel like spending time with Him. They ask God to help them spend time with Him and to think about Him each day. They know that no matter how they feel or how busy they are, it is still very important to keep thinking about God and keep spending time with Him. They know that God uses the time they spend with Him to strengthen their faith in Him, their love for Him and their cheerful obedience to Him.

### Understanding the Bible Truth

1. With what daily needs did God make our bodies? *Food, exercise, sleep.*
2. What happens if we take care of the daily needs of our bodies? *Our bodies will stay strong.*
3. With what daily needs did God make our hearts? *Special time to pray and hear God's Word, the Bible.*
4. What does God want us to do the rest of the day? *Keep thinking about Him and how we can best please Him in whatever we are doing.*
5. Why do God's people sometimes find it hard to spend time with God each day? *They get very busy, they are lazy or they just don't feel like it.*
6. Who do God's people ask to help them spend time with God and to think about Him? *They ask God to help them.*
7. Why do God's people want to spend time and think about God even when they don't feel like it? *Because they know that God uses those times to strengthen them in their faith in God, their love for Him and their cheerful obedience to Him.*

### Story Connection Questions

1. How could thinking about God have helped the Israelites in their difficult situations? *They could have remembered all the plagues He sent upon the Egyptians to free them from slavery. They would have remembered His promises to make them His treasured people and bring them into the Promised Land.*
2. Why do you think the Israelites were so quick to forget the Lord? *Because they had sinful hearts—just like us. Sinful hearts always tend to forget God and not trust Him. That is why they—and we—need to keep thinking about God each day. That is how we remind ourselves what He is like and how we should always trust Him, even in seemingly impossible situations.*

### Bible Verse Connection Question

1. What does our Bible Truth have to do with our **Bible Verse: Psalm 63:3-6**: "Because your love is better than life, my lips will glorify you. I will praise you as long as I live, and in your name I will lift up my hands. My soul will be satisfied as with the richest of foods; with singing lips my mouth will praise you. On my bed I remember you; I think of you through the watches of the night."  
*This verse reminds us that God's people delight to think about Him. They cannot think of anything better than thinking about God and praising Him, whether it is during the day or during the night. This is because they know that He loves them so much and because there is no one more wonderful than God.*

**Life Application Questions**

1. What difference will it make if God's people today take time each day to think about God by praying and reading His Word? *He will strengthen their faith in Him and their love for Him. He will guide them in what He wants them to do and prepare their hearts to react to even difficult situations the way He wants them to.*
2. Should we take time to think about God by praying and reading His Word, even when we don't feel like it? Why? *Yes. Because we are sinful people, there are many times that we may not feel like wanting to think about God. Every day is the right day to spend special time with God, no matter how much we don't feel like it.*
3. What is the first step God calls us and all people to take in knowing, loving and obeying Him? *To turn away from our sins and trust in Jesus as our Savior.*

**ACTS Questions**

1. What is something we can praise God for because of this Bible Truth?  
*Praise God for being perfectly Good. He is so wonderfully worthy of all our thoughts.*
2. What are sins we can confess to God because of this Bible Truth?  
*Confess that many times we choose to not think about God each day. We choose not to read His Word*
3. What is something we can thank God for because of this Bible Truth?  
*Thank God for giving us His Word and for being able to pray to Him. Thank God for giving us these ways to strengthen our faith in Him, grow our love for Him and cheerfully obey Him.*
4. What is something we can ask God for because of this Bible Truth?  
*Ask God to work in our hearts, helping us to turn away from our sins and trust in Jesus as our own Savior. Ask God to help us to have a special time each day to think about Him, and to help us to keep thinking about Him throughout the rest of the day. Ask Him to use our time reading His Word and in praying to Him to know, love and obey Him more.*

**The Gospel**

1. We are all sinners who like to think more about ourselves and what we want than about God and what He wants. We deserve God's punishment, but He offers us hope and forgiveness. What is the gospel?  
*God is the good Creator and King of the world. He made people to worship Him and live by His good laws. But we are all sinners who have rebelled against Him. We all deserve death--God's just, eternal punishment for our sins. How terrible! But God has good news for us. In His great mercy, God sent His Son Jesus to earth to save sinners. Yes, Jesus, the perfect Son of God, left His home in heaven and became a man. He lived the perfect life that pleases God. (He's the only one who has ever done that!) He offered it up to God His Father as the perfect sacrifice for sins when He suffered and died on the cross. Then, on the third day, Jesus rose from the dead in victory. He had fully paid for the sins of God's people, so they wouldn't have to! Now all who turn away from their sins and trust in Jesus as their Savior will receive forgiveness of sins and eternal life with God. They will be His very own special people who will know Him and enjoy Him forever. We can be God's people, too, if we turn from our sins and trust in Jesus as our own Savior.*



## Game: Silly Grand March

### Materials

CD and CD player  
Small bowl or bag  
Bible Truth Questions

### Preparing the Game

1. Choose 20+ questions for your game from the Bible Truth Discussion Questions, or make up your own.
2. Write the Bible Truth questions on small thin strips of paper (or make a photocopy of the Bible Truth Discussion Questions and simply cut them into strips) and put them in the bag/bowl.

### Playing the Game

Have the children form partners, then form a big double circle. Tell the children to move however you command them to move, such as march, walk, skip, tip toes, big knee bends, pat head, fly like a bird, etc. (BUT NOT RUN!!!) when you play the music. But when the music stops, they and their partner are to grab hands and sit down as quickly as possible. The last pair to sit down become the Question Choosers for the class. If the class answers it correctly, then the pair is added back into the group immediately. If not, then the pair stays out until another round when a correct answer is given to a question. (Feel free to add back incorrectly answered questions into the bag).

Game continues as number of questions, time, and attention span allow.

NOTE: Have the children who are "out" help make up actions for the other children to do, put them in charge of the music, etc. along with you. This will keep them happily occupied as they continue.

### Non-competitive Option

Don't exclude the Question Choosers from the game, even if class gets the wrong answer.

### Optional TAKING IT TO OTHERS Activity: Quiz Questions

Have the children choose a few of the questions from the game to ask the parents/other children during TAKING IT TO OTHERS time. Help pre-readers by whispering the question in their ear and letting them ask it aloud to the parents/other children. Make sure you read the Bible verse aloud before you ask your questions.

Directions:

1. Write words to song in large print before class.
2. Play the song for the children, helping them follow along on the song sheet.
3. Discuss the song, using a few questions from the discussion sheet. *Don't use them all!*
4. Introduce sign language for key words of your choice from sign language sheet for your song. Use as few or as many as you think the children can learn.
5. Sing and sign the song. Sign language as well as large format lyrics and sheet music are found in the PFI Unit Songbook or online.
6. If desired, play the Song Game.

**Optional TAKING IT TO OTHERS Activity: Presenting and Singing the Song**

1. Sing and sign the song, encouraging the watching children/parents to join in.
2. Ask the class some of the questions listed below. The Bible Truth Connection Question is particularly good to help them understand how the song ties in with the Bible Truth.

### Be Thou My Vision

#### Verse 1

Be Thou my vision,  
O Lord of my heart;  
Naught be all else to me,  
save that Thou art:  
Thou my best thought,  
by day or by night,  
Waking or sleeping,  
Thy presence my light.

Listen to it on PFI NIV Songs 12, Track 26

### Understanding the Song

1. What does "Thou" mean? *Old English word for "you," often used to show respect to God.*
2. What does it mean to want God to be your vision? *We think of vision as what you see or focus on with your eyes. This person is not talking about what he sees with his eyes. He's talking about what he thinks about in his heart. The vision of your heart is what you focus on –or think about– in your heart. If God is the vision of your heart, He is the one you think about most of all.*
3. What does it mean for God to be the Lord of your heart? *A Lord is like a king. A king rules over his kingdom. His people serve him and he tells them what he wants them to do and they try to do it. God is the Lord of His people's hearts. They serve Him. He tells them what He wants them to do and they try to do it.*
4. What does "naught" mean? *Another word for "nothing."*
5. What does "naught be all else to me, save that Thou art"? *There is nothing else that means as much to him as the Lord.*
6. What does it mean that God is his "best thought, by day or by night"? *God is the best thing of everything that he can think about, day or night—anytime.*
7. What does mean for God's presence to be his light? *Not that God is like a night light so that he will never have to be in the dark. It means that God is always with him. He is always guiding him in what he should do, just like a light shines in a dark room and lets you see where you should go.*

### Bible Truth Connection Question

1. How does this song relate to our Bible Truth: **God's People Think About Him?**

*God's people want God to be their vision—the one they think about most of all, the one who is the best thing they can think of. By day or by night, they keep thinking about Him, both in a special time of praying and reading and all through the rest of the day and night. They think about Him and know He is with them. His presence guides them, like a light in darkness.*

### Story Connection

1. How does this song relate to today's story? *The Lord freed the Israelites from slavery in Egypt in amazing ways. When they faced other troubles, they should have kept thinking about all the Lord had done for them. If they had loved Him above all other things, if they had kept thinking about Him as their best thought, by day or by night, then they would have had the strength to keep trusting Him, even in seemingly impossible situations.*

**Bible Verse Connection Question**

What does this hymn have to do with our Bible Verse: **Psalm 63:3-6**: "Because your love is better than life, my lips will glorify you. I will praise you as long as I live, and in your name I will lift up my hands. My soul will be satisfied as with the richest of foods; with singing lips my mouth will praise you. On my bed I remember you; I think of you through the watches of the night."

*God's love means more to God's people than anything else. That is why they think His love is better than life. That is why their souls are satisfied with Him. They want to praise Him as long as they live. They want to praise Him by day or even in the watches of the night.*

**Life Application Questions**

1. How can we be affected by the message of this song? *We can praise God for being so wonderful to think about that He truly is the very best thing we can think about. We can ask Him to be the Lord of our hearts. We can ask Him to work in our hearts a desire for Him to be the one we truly think of as our best thought, by day or by night. We can ask Him to help us spend special time each day thinking about Him.*

2. What is the first step God calls us and all people to take to know, love and obey God? *To turn away from our sins and trust in Jesus as our Savior.*

**ACTS Questions**

1. What is something we can praise God for from this hymn?

*Praise God for being the Lord of the hearts of His people.*

2. What are sins we can confess to God from this hymn?

*That many times we do not want God to be the Lord of our hearts. Many times we want to do things our way instead of His. We are sinners in need of a Savior!*

3. What is something we can thank God for from this hymn?

*We can thank God for always being with His people by day or by night. They know He can comfort them with thoughts of Him at anything. They are never alone.*

4. What is something we can ask God for from this hymn?

*That God would work in our hearts that we confess our sins, might turn from our sins and trust Jesus as our Savior. That God would be the Lord of our hearts and that He would help us to think of Him and love Him, and be with us, by day or by night.*

**Gospel Question**

1. Why do God's people call God their best thought by day or by night? Because of all He has done for them. What is this amazing good news of God's love? How can we know it ourselves? What is the gospel?

*God is the good Creator and King of the world. He made people to worship Him and live by His good laws. But we are all sinners who've rebelled against Him. We all deserve death--God's just, eternal punishment for our sins. How terrible! But God has good news for us. In His great mercy, God sent His Son, Jesus to earth as a man to save sinners. He lived the perfect life that pleases God. (He's the only one who's ever done that!) He offered it up to God His Father as the perfect sacrifice for sins when He suffered and died on the cross. Then, on the third day, Jesus rose from the dead in victory. He had fully paid for the sins of God's people, so they wouldn't have to! Now all who turn away from their sins and trust in Jesus as their Savior will receive forgiveness of sins and eternal life with God. They will be His very own special people who will know Him and enjoy Him forever. We can be God's people, too, if we turn from our sins and trust in Jesus as our own Savior.*

## **Song Game: Big Voice, Little Voice**

### **Materials**

Song

Sign language signs used in the song printed out onto little cards

Blindfold

### **Preparing the Game**

None.

### **Playing the Game**

1. Practice the song and signs until the children know them well. Then tell them: "Children, we are going to hide a sign language sign and see if one of you can find it... with a little help from the rest of us!"
2. Choose someone to be "It" and blindfold them. Choose another child to hide one of the sign language cards. When it's hidden, "It" can remove the blindfold and begin to look.
3. The rest of the children will sing the song in a louder voice when "It" gets closer to the hidden sign and quieter when "It" gets further from the sign.
4. When "It" finds the hidden clue, another "It" is chosen and play begins again.

Game continues as number of questions, time, and attention span allow.

choose a FEW questions for discussion, then choose the game and/or music activity

**Meditation Version: Psalm 63:3-6**

"Because your love is better than life, my lips will glorify you. I will praise you as long as I live, and in your name I will lift up my hands. My soul will be satisfied as with the richest of foods; with singing lips my mouth will praise you. On my bed I remember you; I think of you through the watches of the night."

**Alternate Memory Version: Psalm 63:5,6**

"I will praise you as long as I live, and in your name I will lift up my hands. On my bed I remember you; I think of you through the watches of the night."

**Understanding the Bible Verse**

1. Whose love is better than life? What does that mean? *God's love. To know God is better than anything else in life. If we have to choose between knowing God's love or living, it would be better to choose knowing God's love.*
2. What is the Psalmist planning to do? *To glorify God with his lips; praise Him all his life; lift up his hands in God's name.*
3. What does he mean by lifting up his hands in God's name? *The Jews often lifted up their hands when they were praying to God, instead of folding them like we do. He is planning to praise God and pray to Him.*
4. What does thinking about God do for the Psalmist? *Fills up and satisfies his heart that is hungry to know God so much that it is like a feast.*
5. What else does he do with his lips? *He sings songs of praise to the Lord.*
6. What does he do while he is in bed, and still awake? *He thinks about God.*
7. What are "the watches of the night?" *In Bible times, guards stood watch over the city in three shifts, so make sure no enemies attacked the city. If they wanted to say that they thought about something all night long, they could say that they thought about it through the watches of the night.*

**Bible Truth Connection Question**

1. What does this verse have to do with the **Bible Truth: God's People Think About Him?**

*The Psalmist delights to think about God. He cannot think of anything better than thinking about God and praising Him, whether it is during the day or during the night.*

**Story Connection Questions**

1. What do these verses have to do with our story? *Over and over again the Israelites chose to NOT think about God. When faced with dangers they chose NOT to glorify Him or think that His love was better than life, even though He had shown Himself to be their faithful, loving God through many amazing miracles.*

**ACTS Questions**

1. What is something we can praise God for from this Bible verse? *Praise God for being so wonderful that His love is better than life.*
2. What are sins we can confess to God from this Bible verse?  
*That many times we think many other things in life are better than His love. We like to do things our ways. We would rather do other things than spend time with Him.*
3. What is something we can thank God for from this Bible verse?  
*We can thank God for promising to satisfy His people with His love. We can thank Him for always being with them, even in the middle of the night when they are all alone or tempted to worry about things.*
4. What is something we can ask God for from this Bible verse?  
*We can ask God to work in our hearts that we would turn away from our sins and trust in Jesus as our Savior. We can ask God to give us hearts that think about Him and long to be satisfied by His wonderful love, the way He created us to be. We can ask Him to help us to remember Him all day and all night.*

**Life Application Questions**

1. When might God's people think about God through the watches of the night, instead of sleep? *Why would this be good? When they are in some kind of difficulty, like being sick or worried about something. God is the best one to think about when we are having a problem. We know that He is all-powerful and is always able to help us, no matter what the problem.*
2. How can we become God's people? *By turning away from our sins and trusting in Jesus as our Savior.*

**The Gospel**

1. What has God done for sinners that they might know His love and be forever satisfied with His love? What is the gospel?

*God is the good Creator and King of the world. He made people to worship Him and live by His good laws. But we are all sinners who have rebelled against Him. We all deserve death--God's just, eternal punishment for our sins. How terrible! But God has good news for us. In His great mercy, God sent His Son Jesus to earth to save sinners. Yes, Jesus, the perfect Son of God, left His home in heaven and became a man. He lived the perfect life that pleases God. (He's the only one who has ever done that!) He offered it up to God His Father as the perfect sacrifice for sins when He suffered and died on the cross. Then, on the third day, Jesus rose from the dead in victory. He had fully paid for the sins of God's people, so they wouldn't have to! Now all who turn away from their sins and trust in Jesus as their Savior will receive forgiveness of sins and eternal life with God. They will be His very own special people who will know Him and enjoy Him forever. We can be God's people, too, if we turn from our sins and trust in Jesus as our own Savior.*

## Game: Verse Hi-Lo

### Materials

Bible Verse written up in large print so that all can see  
A long pieces of rope

### Preparing the Game

1. Make up some questions about the verse and/or story. Use the Bible Verse and Story Review Discussion questions, if desired..

### Learning the Verse

Some or all of your children may be non- or early readers. Teach the verse in sections, having them say it after you. Repeat a few times. Add clapping or other movement as they say it.

### Directions

1. If desired, lead the children in a discussion of a **FEW** of the most important questions before beginning game.  
2. Explain the game to them as follows:

Have the children line up in a straight line behind the leader. Explain to them that they will recite the Bible Verse and then have a chance to see how high they can jump. After each round, the rope will be raised a little higher. jump across. For caution sake, don't raise it so high that most children will likely trip. One foot high is a good stopping height. Help younger children by holding one of their hands while they jump over. If a child can't make it over, he can answer one of the questions about the verse you prepared to get another chance to jump (Let him have a partner to help with answering their question, if desired.)

Game continues as time and attention span allow.

### Optional TAKING IT TO OTHERS Activity: Quiz Questions

Have the children choose a few of the questions from the game to ask the parents/other children during TAKING IT TO OTHERS time. Help pre-readers by whispering the question in their ear and letting them ask it aloud to the parents/other children. Make sure you read the Bible verse aloud before you ask your questions.

Directions:

1. Write words to song in large print before class.
2. Play the song for the children, helping them follow along on the song sheet.
3. Discuss the song, using a few questions from the discussion sheet. *Don't use them all!*
4. Introduce sign language for key words of your choice from sign language sheet for your song. Use as few or as many as you think the children can learn.
5. Sing and sign the song. Sign language as well as large format lyrics and sheet music are found in the PFI Unit Songbook or online.
6. If desired, play the Song Game.

**Optional TAKING IT TO OTHERS Activity: Presenting and Singing the Song**

1. Sing and sign the song, encouraging the watching children/parents to join in.
2. Ask the class some of the questions listed below. The Bible Truth Connection Question is particularly good to help them understand how the song ties in with the Bible Truth.

**Your Love Is Better than Life**

Because your love is better than life,  
 My lips will glorify you.  
 I will praise you as long as I live,  
 And in your name I will lift up my hands,  
 Because your love is better than life,  
 Because your love is better than life,  
 Because your love is better than life.

**Listen to it on PFI NIV Songs 12, Track 27**

## Song Game: Sign It, Say It, What Does It Mean?

### Materials

Sign Language signs used in song, particularly choose words with important meanings you want the children to learn, such as "grace", "redeem", etc.

Bag or bowl

### Preparing the Game

1. Cut out signs and put in bowl.

### Playing the Game

1. Practice the song and signs until the children know them well. Then put all the signs we've learned in this bag/ bowl and mix them up.
2. Ask one of the children to choose a sign, but not show it to anyone...but you, if they need some help.
3. Ask the child to do the sign for the rest of the children and see if the other children can guess which one it is. Do the sign with the child, if desired.
4. When the children guess the sign, ask them the meaning of the word. If no one guesses the sign, put it back in the bowl to be picked again.
5. Choose another child to pick a new sign from the bag and continue.

NOTE: You might want to sing the song after you do each word or couple of words.

Game continues as number of questions, time, and attention span allow.



Directions: Read and discuss Bible Truth, using a FEW of the questions. Play game. Feel free to modify the game to fit your children.

### General Story Questions

1. What did the Pharaoh regret doing? *Releasing the Israelite slaves.*
2. What were the Israelites thinking about as they enjoyed their first two days of freedom? *They rejoiced in the Lord. They thought about the land He promised to them.*
3. Where did the Israelites camp on their second night? *Next to the Red Sea.*
4. What did the Israelites do when they saw the Egyptians coming towards them? *They did not remember the Lord's great works on their behalf. They got angry and accused Moses of bringing them out to the wilderness to die.*
5. What could the Israelites have done when they saw the Egyptian soldiers? *They could have remembered the Lord's great works on their behalf and cried out in faith to Him, believing that somehow He would rescue them.*
6. What did the Lord do to rescue the Israelites? *He had the angel of the Lord and the pillar of fire be between the Egyptians and them so they could not be found. He parted the Red Sea, into 2 great walls of water and sent a strong wind from the east to dry up the sea bed so they wouldn't even have to walk through mud!*
7. What happened to the Egyptian soldiers? *They were destroyed when the waters of the Red Sea came down upon them.*
8. What did the Israelites do when they saw the Egyptians were destroyed? *They rejoiced in the Lord again, proclaiming as the God unlike all others.*
9. What happened to the Israelites in the desert that worried them? *They had run out of water and had seen no water for 3 days, since the Red Sea.*
10. What did the Israelites do when they found out that the water of the first oasis were bitter and undrinkable? *They grumbled and did not trust the Lord.*
11. What should they have done? *They should have remembered the Lord's great deliverances on their behalf and His promises to take care of them, and cried out to Him in faith.*
12. What did the Lord do to make the water sweet? *Showed Moses wood to throw in the water.*
13. What did the Lord tell the Israelites He wanted them to do? *He wanted them to think about Him and remember His laws. He wanted them to obey Him. If they did, He would take care of them and not send plagues on them, like the Egyptians.*
14. Where did the Lord take the Israelites in the end? Why? *He took them to Elim, the wonderful oasis with 12 springs of water and lots of palm trees. He was showing them that they should keep thinking about Him. They should always trust Him. He would take care of them.*

### Bible Truth Connection Questions

1. What does this story have to do with our **Bible Truth: God's People Think About Him**? *The Israelites had plenty things about the Lord to think about to give them hope in seemingly impossible situations, but each time they chose to forget the Lord, stop trusting Him and grumble.*

### Bible Verse Connection Question

1. What does the story have to do with our **Bible Verse: Psalm 63:3-6**: "Because your love is better than life, my lips will glorify you. I will praise you as long as I live, and in your name I will lift up my hands. My soul will be satisfied as with the richest of foods; with singing lips my mouth will praise you. On my bed I remember you; I think of you through the watches of the night."?

*Over and over again the Israelites chose to NOT think about God. When faced with dangers they chose NOT to glorify Him or think that His love was better than life, even though He had shown Himself to be their faithful, loving God through many amazing miracles.*

### Life Application Questions

1. How are God's people today like the Israelites? *They are sinners who all too quickly forget to think about the Lord and all He has done for them when they are in seemingly impossible situations.*
  2. Who can help God's people today to help them think about God? *God can help them! He can work in their hearts by His Holy Spirit, that they would think about & trust Him, not forget Him and grumble.*
- How can we become God's people? By turning away from our sins and trusting in Jesus as our Savior.

**ACTS Questions**

1. What is something we can praise God for being that we learned in our story? *Praise God for being the Patient with His sinful people.*
2. What is something we can confess as sin that we learned in our story? *Confess that we, like the Israelites forget God and do things our own way instead of His good way. We need Him to save us through Jesus!*
3. What is something we can thank God for that we learned in our story? *We can thank God for always being able to help His people, no matter what they go through. They can always count on Him to be able to do His good and perfect will for them. They never need to fear.*
4. What is something we can ask God for that we learned in our story? *We can ask God to help us to turn away from our sins and trust Jesus as our Savior. We can ask Him to help us to think about and trust Him, even in impossible looking situations.*

**The Gospel**

1. God rescued the Israelites from slavery in Egypt, but He has provided a way to rescue us from slavery to sin and death. How has He done this? What is the gospel?

*God is the good Creator and King of the world. He made people to worship Him and live by His good laws. But we are all sinners who have rebelled against Him. We all deserve death--God's just, eternal punishment for our sins. How terrible! But God has good news for us. In His great mercy, God sent His Son Jesus to earth to save sinners. Yes, Jesus, the perfect Son of God, left His home in heaven and became a man. He lived the perfect life that pleases God. (He's the only one who has ever done that!) He offered it up to God His Father as the perfect sacrifice for sins when He suffered and died on the cross. Then, on the third day, Jesus rose from the dead in victory. He had fully paid for the sins of God's people, so they wouldn't have to! Now all who turn away from their sins and trust in Jesus as their Savior will receive forgiveness of sins and eternal life with God. They will be His very own special people who will know Him and enjoy Him forever. We can be God's people, too, if we turn from our sins and trust in Jesus as our own Savior.*

## Game: Beanbag in the Hole

### Materials

Paper and pencil

Markers

Story Review Discussion & Quiz Questions

Beanbag

2' by 2' piece of cardboard

Tape

### Preparing the Game

1. Choose 20+ questions for your game from the Story Review Discussion Questions, or make up your own.
2. Bend back about 3" along two opposite sides of the cardboard. Cut 3 to 5 holes in the main part of the cardboard that are just large enough for the beanbag to be thrown in easily. Use the tape along the top and bottom to hold back in place the bend sides of the cardboard, making a stand for the target. Use the markers to write point values for each hole in the target.

### Playing the Game

Divide the children into two teams. Teams will take turns tossing the beanbag at the target board. Each child gets three chances to get the beanbag in a hole. If he does, the leader reads a question to the child/team. A correct answer is worth as many points as is indicated on the target hole. If answered incorrectly, the question goes to the other team who can get half the point value for a correct answer.

Game continues until the children find all the questions, or as number of questions, time, and attention span allow.

### Non-competitive Option

Don't split into teams. Set a target point number for the group, telling them that together they are going to see how many turns it takes to reach the target number. Have the children take turns tossing the beanbag (three tries each). Tally number of turns on a piece of paper. When the target number has been reached, start over and try to reach the target number in fewer turns.

### Optional TAKING IT TO OTHERS Activity: Quiz Questions

Have the children choose a few of the questions from the game to ask the parents/other children during TAKING IT TO OTHERS time. Help pre-readers by whispering the question in their ear and letting them ask it aloud to the parents/other children.

**CASE REPLAY ACTIVITIES**

Use this guide to review the Case Story and act it out for others to enjoy!

**CASE REPLAY, JR: YOUNGEST CHILDREN**

**Description:** The children will act out the story together, everyone doing the same action/sound effect at the same time. This activity is most suitable for kindergarteners.

**Materials**

The Case RePlay, Jr. script for younger children

**Preparation**

1. Read through the script and write in the blanks along the side possible actions/sound effects the children could do to act it out.

**Instructions**

1. Tell the children that they will be re-enacting the story together as you tell it.
2. As you read the script, lead the children in actions/sound effects to do with you.
3. If desired, you can read the script and stop at certain sentences and ask them what a good action/sound effect would be to act out what you just read.
4. Repeat the re-enactment one or two times more.

**CASE REPLAY, SR: OLDER CHILDREN**

**Description:** The children act out the story as a three-scene play. You will narrate it using the Case RePlay, Sr. script and they will act it out (no spoken words, for the most part), with each child assuming a different character's role. This activity is most suitable for first grade and up. You will review the story, then practice it a few times before performing it for others.

**Materials**

The Case RePlay, Sr. script  
White board or other large format paper  
Costumes and props

**Preparation**

1. Prepare for the play by choosing costumes and props for each character in the story. Decorate the area with any scenery props.
2. Write the words "Beginning," "Middle," "End" on a large piece of paper/whiteboard with plenty of space under each heading. You will use this paper to help the children think about the story as a three-scene play, as it is presented in the script.

**Instructions**

1. Tell the children that they will get to act out the story as a three-scene play, with a beginning, middle and end section. Tell them that before they can act it out, they need to think it out. as you narrate it with your script.
2. Take the children's answers as they recount the story, helping them put key incidents in the right order.
3. If desired, when they have filled in their Beginning, Middle, End, read through your whole (real) script, so they hear exactly what you will have them act out.
4. Then tell the children that it's time to practice acting out the story.
5. Assign parts to each child. If you are using costumes, do NOT give them out at this point. They will be a distraction.
6. Have all the children sit on the floor or in chairs on one side of the "stage," then call the characters up in place as their part in the story comes.
7. As you read the script, guide the children in where you want them to move or do to act it out.
8. After going through the whole script once, give out any costumes and props and act out the script once or twice more.

**Optional TAKING IT TO OTHERS Activity: Re-enacting the Story**

Read the script as the children act out together (younger) or assuming different roles (older) as the other children or the parents watch.

**CASE REPLAY, JR--YOUNGER KIDS (KINDERGARTEN) P.2**

Welcome to our play! The name of our story is called: The Case of the Forgetful Fretters.

Our story takes place in the desert wilderness outside of Egypt, in Old Testament times, about 1500 years before Jesus lived on earth.

And now we present: "The Case of the Forgetful Fretters."

**Actions:**

**Scene 1:**

Pharaoh re-thinks freeing the Israelite slaves. He orders his officials to get his army ready to go after them. The Israelites are two days ahead, out in the wilderness. They are rejoicing in the freedom the LORD has given them. They set up camp next to the Red Sea.

---

---

---

**Scene 2:**

As they see the Egyptians coming after them, the Israelites quickly fret and forget the LORD. They cry out in anger. The Lord has Moses to stretch out his hand over the Sea. The angel of the LORD and the pillar of fire keep the Egyptians away, while the LORD pushes back the Red Sea and sends a east wind to dry the ground. The Israelites pass through the Red Sea safely. The Egyptians follow them into the dry, sea bed, but the LORD destroys them in the Red Sea after the Israelites has passed through safely. The Israelites rejoice in the LORD again.

---

---

---

---

---

**Scene 3**

Three days later, the Israelites are thirsty in the desert and out of water. They come to an oasis, hopeful that they have found water at last. When the water is bitter and undrinkable, the Israelites once more fret and forget the LORD. They grumble against Him and Moses. The LORD once more has mercy on them. He shows Moses wood of a tree that he can throw in and make the water sweet. The LORD tells the Israelites to keep thinking about Him and His commands. If they do, they can be assured He will take care of them and not bring the plagues on them that He brought on the Egyptians. He then leads them to Elim, where there are twelve springs of good water and lots of palm trees.

---

---

---

---

---

**Bible Truth Tie-In:**

The Bible Truth we are learning is: **God's People Think About Him.** The Israelites had plenty things about the Lord to think about to give them hope in seemingly impossible situations, but each time they chose to forget the Lord, stop trusting Him and grumble.

---

---

## **CASE REPLAY, SR--OLDER KIDS (1ST GRADE AND UP) P.3**

Welcome to our play! The name of our story is called: The Case of the Forgetful Fretters.

Our story takes place in the desert wilderness outside of Egypt, in Old Testament times, about 1500 years before Jesus lived on earth.

The characters in our story today are: Pharaoh and the Egyptian soldiers; Moses and the Israelites.

And now we present: "The Case of the Forgetful Fretters."

### **Scene 1: (Beginning)**

Pharaoh re-thinks freeing the Israelite slaves. He orders his officials to get his army ready to go after them. The Israelites are two days ahead, out in the wilderness. They are rejoicing in the freedom the LORD has given them. They set up camp next to the Red Sea.

### **Scene 2: (Middle)**

As they see the Egyptians coming after them, the Israelites quickly fret and forget the LORD. They cry out in anger. The Lord has Moses to stretch out his hand over the Sea. The angel of the LORD and the pillar of fire keep the Egyptians away, while the LORD pushes back the Red Sea and sends a east wind to dry the ground. The Israelites pass through the Red Sea safely. The Egyptians follow them into the dry, sea bed, but the LORD destroys them in the Red Sea after the Israelites has passed through safely. The Israelites rejoice in the LORD again.

### **Scene 3: (End)**

Three days later, the Israelites are thirsty in the desert and out of water. They come to an oasis, hopeful that they have found water at last. When the water is bitter and undrinkable, the Israelites once more fret and forget the LORD. They grumble against Him and Moses. The LORD once more has mercy on them. He shows Moses wood of a tree that he can throw in and make the water sweet. The LORD tells the Israelites to keep thinking about Him and His commands. If they do, they can be assured He will take care of them and not bring the plagues on them that He brought on the Egyptians. He then leads them to Elim, where there are twelve springs of good water and lots of palm trees.

### **Bible Truth Tie-In:**

The Bible Truth we are learning is: **God's People Think About Him.** The Israelites had plenty things about the Lord to think about to give them hope in seemingly impossible situations, but each time they chose to forget the Lord, stop trusting Him and grumble.

## Parting the Red Sea

### Description

The children will make a picture of the Israelites crossing the parted Red Sea using craft sand, markers and little stand up people.

### Materials

Cardstock  
Natural colored craft sand  
Craft Glue  
Markers or colored pencils  
Scissors  
Empty paper towel/toilet paper rolls  
Cookie sheets or plates, if desired

### Preparing the Craft

1. Print out 1 copy of the Red Sea backdrop and the stand-up people per child onto cardstock.
2. For youngest children, cut out around each pair of stand up figures, using the rectangle edges as a guide.
3. Set out markers.

### Making the Craft

1. Show children your sample.
2. Have the children color with blue markers the outer two areas of the Red Sea background and color in the figures as desired.
3. Have them cut along the dashed lines on both sides. These sides will resemble fringe when finished.
4. Using the paper towel/toilet paper roll, curl up the fringed sides until they stand up in a curl like waves.
5. Have the children add glue to the middle, uncurled section of the background. Sprinkle sand on top of glue, letting excess fall off onto a plate or cookie sheet.
6. Fold the figures in the middle and stand up in place on the sand.

### Making a Bible Truth Connection

Once the children have settled into their craft, use the Bible Truth- Craft Connection Sheet to lead discussion about the craft. Note that most of these questions echo the questions on the case board, providing a review of what the children learned earlier.

### Optional TAKING IT TO OTHERS Activity: Craft Presentation

If you are presenting the craft to other children or parents the children can hold up their crafts (or your model craft) and read their Bible Truth Connection answers to explain the importance of the craft.

**CASE CRAFT****Discussion Guide****Instructions:**

As the children are settled into making their craft, ask them these questions to help them understand the craft's significance. Use the answers provided to guide the children's answers.

**Discussion Questions**

1. What was the land like where Moses led the Israelites as they left Egypt?

*A desert wilderness.*

2. What did the Israelites run out of, just five days into their journey?

*Water.*

3. What did the Israelites do when they realized the waters at Marah were bitter? What should they have done?

*They fretted and grumbled against the LORD. They should have remembered who the LORD was and all the amazing things He had done for them, even in just the past five days.*

4. What is Bible Truth 9 that we are learning?

*Bible Truth 9 is: God's People Think About Him.*

5. What does our craft--Parting the Red Sea--have to do with our Bible Truth?

*The Israelites had every reason to trust that God could take care of their need for water if they would only think about all that He had already done to deliver them.*

6. What can our craft help us remember?

*God wants His people today to think about how He has taken care of them in the past and trust Him instead of worry or grumble about whatever hard things they are going through. He took care of them before. He can take care of them now.*

**TAKING IT TO OTHERS****Craft Presentation****Instructions:**

Have children hold up your model craft/their crafts. Choose five children (or you say) the five sections below to explain the craft's importance.

**Presentation:**

1. Our craft is: Parting the Red Sea.

2. In the wilderness, the thirsty Israelites grumbled about the bitter water instead of remembering how God delivered them by parting the Red Sea because they stopped thinking about who the LORD was and chose to fret about how impossible the situation looked instead.

3. Our Bible Truth is: God's People Think About Him.

4. The Israelites had every reason to trust that God could take care of their need for water if they would only think about all that He had already done to deliver them.





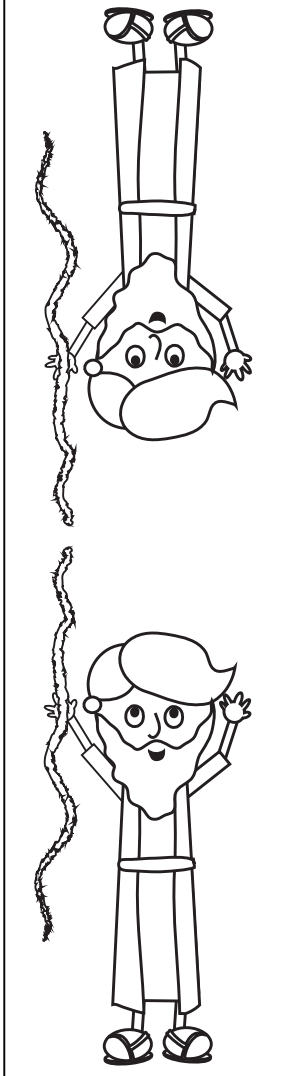

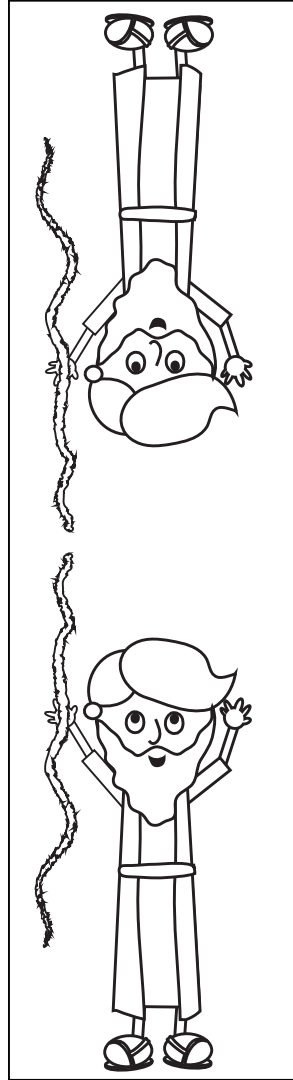



5. Our craft can help us remember that God wants His people today to think about how He has taken care of them in the past and trust Him instead of worry or grumble about whatever hard things they are going through. He took care of them before. He can take care of them now.

Note: Even non-readers can participate in presenting the craft, if you will whisper what they are to say in their ear and let them say it aloud for the others to hear.



Handwriting practice lines consisting of 20 vertical dashed lines and a horizontal dotted line at the bottom.

Handwriting practice lines consisting of 20 vertical dashed lines and a horizontal dotted line at the top.



**BEFORE CLASS:****1. PICK YOUR PERSON**

VIPPs can be anyone in your church! Typically, they fall into 6 categories: Church staff, Elders, Deacons/deaconesses, Special Volunteers (people who aren't paid, but spend a lot of time helping out in particular ways), Supported Workers (aka missionaries), and Church Members.

**2. GATHER YOUR FACTS**

Use the VIPP Information Sheet to write down the facts about your VIPP. The information on this worksheet is used in the VIPP activities, listed in the "Choose an Activity" section below.

**DURING THE ACTIVITY:****1. INTRODUCE YOUR VIPP**

Introduce your VIPP to the children, using the VIPP Information Sheet. Fill in a set of VIPP Clue Cards with the information for your VIPP. If desired, you can even have the actual person come into class for the children to meet.

Need help describing what someone does for the church in a kid-friendly way? Check out the list of common VIPPs on the Praise Factory website in the PFI resources. There are lots of kid-friendly descriptions for common VIPP's, such as pastors, elders, deacons and a lot more.

**2. PRAY!**

Lead the children in praying for the VIPP. Ask the children if they would like to pray for one of the VIPPs prayer requests. Even non-readers can pray for the VIPP if you whisper the prayer request in their ear, then let them say it aloud. Never force a child to pray!

**3. CHOOSE AN ACTIVITY**

There are two activities you can use to help the children learn about the VIPP:

**VIPP Clue Cards:** These are nine coloring sheets in which children fill in the nine things they learn about the VIPP from the VIPP Information Sheet. Photocopy a set of each child. Use as few or as many of these Clue Cards as you desire. They are found in the back of this book.

**VIPP Game:** This is a game that uses a set of Clue Cards for one or two VIPPs.

Choose a VIPP and fill in his/her information on the VIPP Information Sheet. Fill in a set of VIPP Clue Cards with the information for your VIPP. Tell the children about the VIPP, having them fill in the VIPP Clue Cards with the key facts as they learn them. Write any words the children need to write on a white-board or other piece of paper so they can see how to spell them. Help younger children write these words on their clue cards. Ideas for how to tell the children about many common VIPPs are listed at [praisefactory.org](http://praisefactory.org) with the resources for this Bible Truth.

**Optional TAKING IT TO OTHERS Activity: Introduce and Pray for the VIPP**

If you are presenting the VIPP to other children or parents you can assign children to hold up the 10 clue cards and say what each card tells about the VIPP. (Or, you can have the children hold them up as you tell what each one means.) Then lead the children in praying for the VIPP.

## Game: Stop and Go

### Materials

Information for one VIPP  
2 Sets of Clue Cards  
8 8.5" x 11" Manilla Envelopes  
Ball  
Blindfold  
Bag

### Preparing the Game

1. Fill in one set of clue sheets for the VIPP you are using.
2. Tape the other (blank) set of Clue Cards to the outside of the manilla envelopes.
3. Put the filled-in clue cards in the corresponding envelope.
4. Put all the Clue Cards envelopes in a bag, except for the ones with the names and pictures of the VIPPs.

### Playing the Game

**Reveal:** Tell the children about the VIPP, showing them your filled-in clue cards as you tell about them.

**Review:** Have the children stand or sit in a circle. Choose one child to be the Caller. The Caller stands in the center of the circle, blindfolded. Hand the ball to a child in the circle. At the Caller's "Go" command, the ball is passed around the circle. It is passed around until the Caller says "Stop." Whoever has the ball when the Caller says stop chooses a Clue Card envelope. The child (or the teacher) tells the class the Clue Card category and asks them if they can remember the answer for the VIPP. The envelope is opened to see what the answer is. If the children get it right, the category is retired. If they get it wrong, it goes back into the pile of envelopes.

**VIPP INFORMATION SHEET**

**VIPP NAME:**

\_\_\_\_\_

**WHAT VIPP LOOKS LIKE**

Man or Woman? \_\_\_\_\_

Hair color? \_\_\_\_\_

Eye color? \_\_\_\_\_

**FAVORITE ANIMAL**

\_\_\_\_\_

\_\_\_\_\_

**FAVORITE FOOD**

\_\_\_\_\_

\_\_\_\_\_

**FAVORITE FREE TIME ACTIVITY**

\_\_\_\_\_

\_\_\_\_\_

**WHAT VIPP DOES DURING WEEK**

\_\_\_\_\_

\_\_\_\_\_

\_\_\_\_\_

\_\_\_\_\_

**VIPP GROUP OF SERVICE:**

Church Member

Deacon

Elder

Church Staff

Special Volunteer

Supported Worker  
(Missionary)

**3 WAYS VIPP SERVES CHURCH**

\_\_\_\_\_

\_\_\_\_\_

\_\_\_\_\_

\_\_\_\_\_

\_\_\_\_\_

\_\_\_\_\_

\_\_\_\_\_

\_\_\_\_\_

**3 WAYS TO PRAY FOR THE VIPP**

\_\_\_\_\_

\_\_\_\_\_

\_\_\_\_\_

\_\_\_\_\_

\_\_\_\_\_

\_\_\_\_\_

\_\_\_\_\_

\_\_\_\_\_

