

## **BIBLE TRUTH 9, LESSON 2: PLANNER/OVERVIEW**

### **GETTING STARTED: Welcome and Opening Songs** (*introduce unit and get kids moving with these songs*)

**Welcome to Praise Factory:** PFI: Praise Factory Investigators Theme Song *PFI ESV Songs 12 CD, Track 1*

**Rules to Help Us Worship God and Love Others:** WoGoLOA Classroom Rules Song  
*PFI ESV Songs 12 CD, Track 2*

**Big Question Under Investigation:** Big Question 12 Songs *PFI ESV Songs 12 CD, Tracks 3,4*

**Big Question Bible Verse:** Ephesians 5:1-2 Song: *PFI ESV Songs 12, Track 5*  
*Extra Bible Verse Song: Let Everyone Who Names the Name: 2 Timothy 2:19,22, ESV PFI ESV Songs 12, Track 6*

### **DIGGING DEEP DOWN: Key Concept and Story** (*introduce the Bible Truth and tell the related story*)

**Bible Truth 9:** God's People Think about Him

**Bible Truth Hymn:** Be Thou My Vision, v.1 *PFI ESV Songs 12, Track 31*

**Bible Verse:** Psalm 63:3-6

**Bible Verse Song:** Your Steadfast Love Is Better than Life *PFI ESV Songs 12, Track 32*  
*Extra Bible Verse: Let the Morning Bring Me Psalm 143:5,8 PFI ESV Songs 12, Track 33*

**Lesson 2 Story of the Saints:** The Case of the Sneakiest Sneaker

### **TAKING ACTION: Response Activities** (*choose from among these activities*)

**Snack and Discussion Planner:** Mrs. Whetstra's Gingerbread...Before It Burnt!

**ACTS Prayer:** Prayer Sheet

**Bible Truth Review:** Discussion Questions and Game: Storks

**Bible Truth Hymn:** Be Thou My Vision, v.1 *PFI ESV Songs 12, Track 31*  
Song, Sign Language and Song Game: Mimic Me! **PFI ESV SONGS 12 BOOK or ONLINE**

**Bible Verse Review:** Psalm 63:3-6 Discussion Sheet and Game: Puzzling Wall Ball

**Bible Verse Song:** Your Steadfast Love Is Better than Life *PFI ESV Songs 12, Track 32*  
Song, Sign Language and Song Game: Word Take Away **PFI ESV SONGS 12 BOOK or ONLINE**

**Story Review:** Discussion Questions and Game: Give These to Farmer Brown

**Case Replay, Jr: Drama Activity for Youngest Children** (children do same story actions together)

**Case Replay, Sr: Drama Activity for Most Children** (children re-tell story with individual parts)

**Craft:** Crossing the Border with a Car Full of Bibles and Christian Books

**VIPP (Very Important Prayer Person) Prayer Time:** Coloring Sheets (back of book) & Game: Over, Under & Throw

### **TAKING IT HOME: Take Home Sheet for Review and Family Devotions**

**PFI Pronto:** Bible Truth 9, Lesson 2 **PFI ESV PRONTOS 12 BOOK or ONLINE**

**The Case of the Sneakiest Sneaker**

by Connie Dever

**Our story is called:****The Case of the Sneakiest Sneaker.****As you listen to the story, see if you can figure out:**

1. Who was the sneakiest sneaker?
2. How did God use his sneakiness to help others think about God?

This story is not in the Bible. It is a true story about one of God's people who lived in the Sint Pancras, Holland, in the 1930's and 40's.

Young Andy van der Bijl laughed to himself as he hid outside the Whetstra's cottage. Andy was annoyed at how much this godly couple thought and talked about God. He decided to play a mean trick on them to try to make them react in an ungodly way. He had climbed up on their thatched roof and laid a glass pane over the chimney to trap the smoke in the house. Now he waited and watched.

"Help! Smoke! My fresh gingerbread is ruined!!" Mrs. Whetstra soon shrieked as she and her husband ran out of the smoky house.

Mr. Whetstra found the window pane on top of the chimney and guessed who was to blame. He looked for Andy, but never found him. Andy was long gone. If there was one thing Andy was good at, it was sneaking. He could sneak away from all sorts of people and all sorts of places. He was the Sneakiest Sneaker.

And what did Andy want to sneak away from most of all? Any place or any person who had anything to do with God. Andy's family were Christians. They believed in Jesus and wanted to live for God; but, not Andy. He didn't want to think about God at all. Whenever God was brought up, he tried to sneak away. Even on Sundays, Andy found a way to sneak out of church at the beginning of the service and go wandering around the windmills and canals of his village. Then he sneaked back into church, unnoticed, at the very end of the service.

As Andy grew up, World War II swept through Europe. Adolph Hitler, the German leader sent troops of soldiers into every country in Europe, including Holland. Andy's town, like the rest of Europe, was soon occupied by German soldiers who began to take away freedoms

from the Dutch people. "No bikes! No radios! No Jewish people! Only as much food as we say you can have!" the Germans ordered.

Like most Dutch people, Andy thought this was wrong. He joined the Dutch Underground, a group of people who sneaked around doing everything they could to get rid of the Germans. Andy sneaked messages back and forth between Underground leaders. He sneaked food from the Germans to feed starving Dutch people. He even sneaked up to German army cars and ruined them by pouring sugar into their gas tanks. Andy was great in the Underground. After all, if there was one thing he was good at, it was sneaking.

The war gave Andy lots of chances to sneak for a good cause, but it also hardened his heart towards God even more. Andy hated the suffering he saw and blamed God for it. He wanted to think about God even less than before.

When the war ended, Andy decided to join the Dutch army. He was sent faraway to Bali, an island in the South Pacific, where he was a commando. Andy was trained to crawl through the thick, jungle underground on his belly, armed with knives, guns and hobnailed boots in search of enemy rebels who were trying to overthrow the Dutch government. As the greatest sneaker, Andy soon became the best commando, daring to do what no one else would do.

But there were some things that even Andy couldn't sneak away from. Sometimes the commandos did things they shouldn't do. Sometimes they hurt the village people who weren't fighting them. Andy felt terribly guilty about this. Soon, not only did he not want to think about God, he didn't even want to live anymore. So, instead of sneaking around like the other

**Story-telling Tips**

Ahead of time:

1. Read the Bible verses and story. Pray!
2. Create story cue cards on index cards (or highlight text).
3. Practice telling story dramatically, timing your presentation. Shorten, if necessary to fit your allotted time.
4. Decorate area with story props that help bring your story alive.

During your presentation:

1. Maintain as much eye contact as possible as you tell the story. Point to/use props at important points in the story. Include the kids in your story with a few questions about what they think will happen or words/concepts that might be new to them.
2. Watch the kids for signs that their attention span has been reached. Shorten, if necessary.

commandos, Andy put on a bright, yellow hat and would run out in front of the enemy, yelling, "Shoot me if you can!" His enemies happily tried to, but Andy always seem to escape unharmed.

But one day, Andy and his team were surrounded with no place to hide. Andy was shot in the ankle. At the hospital, the doctors said, "You're a lucky young man. We won't have to amputate (cut off) your leg, but you will walk with a limp the rest of your life. We're sending you home to Holland. Your sneaking days are over."

Something else in Andy's life changed while he was in the hospital. Some Christian nurses urged Andy to think about God and Andy began to listen for the first time in his life. On the long, sea voyage home, he began to read the Bible his mother had given him. When he got home, he went to church. God worked in Andy's heart and he turned from his sins and trusted in Jesus as his Savior. His life was completely changed.

Now, not only did Andy want to think about God and know Him better, but he wanted others to, as well. He began to share with everyone he could about the wonderful good news of Jesus. He got up early each morning for a special time of prayer and Bible reading. "I need to start each day by thinking about God and ask for His help, if I am to do and say what God wants me to today," Andy thought.

The Lord guided Andy to a special work, just right for a great sneaker, like him. The Lord was going to use this gift to help others think about Him. Andy learned about the thousands of Christians in Eastern Europe who were allowed few Bibles and Christian books. Many of them lived in constant fear of harm from the Communist officials who ruled in their countries. The Communist didn't want people to think about God or place their hope in Jesus anymore. They wanted them to think about their Communist ideas and place their hope in their Communist government instead.

"Perhaps their governments won't give them Bibles, but I am a good sneaker. I will find a way to sneak Bibles and Christian books into them," Andy thought.

Andy shared his plan with other Christians and asked for their help. When his old, godly neighbors, the Whetstras, heard his plan, they gave him their old, blue Volkswagen Beetle. Andy filled the little car with Bibles

and other small, Christian books that told the good news of Jesus.

Off Andy went. Through Holland, West Germany, Austria, and on towards Eastern Europe. At the border of Yugoslavia, Andy was stopped by border guards. They had orders to search every car entering their country and remove anything not allowed in by their government—including Bibles and Christian books.

As the two guards approached, Andy prayed, "Lord, in my luggage I have Bibles and books for Your people across this border. When You were on earth, You made blind eyes see. Now, I pray, make seeing eyes blind. Don't let the guards see those things You don't want them to see." Andy was a good sneaker, but he knew that he couldn't sneak his way around these guards. The Lord would have to do this sneaking for him.

"What do you have to declare?" the guards questioned.

"Camera, money, wristwatch," Andy answered them.

"Anything else?" they demanded.

"Only little things," Andy replied without lying. After all, the Bibles and the books were little.

"We will search your car," the soldiers told him.

The guards searched the whole car. Everywhere they looked was crammed full of Bibles and Christian books, yet they saw not a one! God had answered Andy's prayers! Their seeing eyes saw nothing! The guards opened the border gate and let Andy and his books right in. The Lord, Andy now knew, was a even better sneaker than he was.

Andy's little, blue Volkswagen Beetle was to sneak Bibles and Christian books across Eastern European borders many more times. Each time, the Lord made the seeing eyes of the border guards blind. Because of this sneakiest sneaker, Christians in Eastern Europe had Bibles and other books to help them think about God and how to live for Him...and to give to others so they might know the good news of Jesus, too.

Brother Andrew—as Andy became known as—began a ministry called Open Doors, International. Even to day, many other people are sent out through this ministry as sneakers to get Bibles to those who wouldn't have them otherwise, so that they can think about God, come to know Him and serve Him.

**Cracking the Case:**

**It's time to answer our Case Questions.**

**1. Who was the sneakiest sneaker?**

Some would say Andy was. But perhaps it was the Lord. After all, he could make seeing eyes blind and sneak the Bibles past the border guards.

**2. How did God use his sneakiness to help others think about God?**

God used Andy's sneakiest to sneak Bibles and other Christian books past border guards to give them to the Christians in Eastern Europe. These books would help the Christians think about God and tell others the good news of Jesus, too.

**Something for You and Me**

**Our Bible Truth is: God's People Think about Him**

**Our Bible Verse is: Psalm 63:3-6**

"Because your steadfast love is better than life, my lips will praise you. So I will bless you as long as I live; in your name I will lift up my hands. My soul will be satisfied as with fat and rich food, and my mouth will praise you with joyful lips, when I remember you upon my bed, and meditate on you in the watches of the night."

How did Andy find courage to face those border guards each time? By spending special daily time with the Lord, reading His Word, thinking about Him and praying for guidance and courage.

What about you and me? Are we sneakers from God like Andy was? God calls us to turn away from our sins and trust in Jesus as our Savior, too. He will forgive our sins. He will make us His dearly loved people, just like He did Andy. And when we become God's people we can know that God will have good plans for us to do.. and that as we spend time with Him in His Word and in prayer, He will give us everything we need to do whatever it is He wants us to do.

Let's praise God for giving us His Word to help us think about Him. Let's ask Him to help us to turn away from our sins and trust in Jesus as our Savior. Let's ask Him to help us to spend time with Him each day that we might be ready to do and say all that He wants us to.

*Close in prayer.*

**Closing ACTS Prayer**

**A** God, we praise You being the Changer of Our Lives. And, the Giver and User of All Our Gifts....even sneaking!

**C** God, we confess that too many times we are like Andy. We look for ways to avoid You instead of think about You. We would rather be doing other things than seeking after You. We need a Savior!

**T** God, we thank You for seeking after us and helping us to think about You and turn about You. Thank You for sending Jesus to die for people like Andy and us!

**S** God, work in our hearts. Help us to confess our sins, turn away from them and trust Jesus as our own Savior. Help us to use all the good gifts You give us to do great things for You. Help us to trust You to take care of us, like Andy did.

**Special Words**

**Thatched Roof:** A roof made of straw.

**Dutch:** People who live in Holland.

**Underground:** A special group of people who secretly fight to overthrow an enemy who has taken over their country.

**Commandos:** A group of soldiers who are specially trained for secret or unusual jobs against an enemy.

**Communism:** A kind of government that believes that no one should have their own property, but everything should be shared in common. In practice, communist countries have been known for discouraging people from being Christians, by not allowing them to have Bibles and Christian books; or, gather in churches. Many times, Christians have been hurt, put in jail and even killed in these countries.

# **ACTS PRAYER ACTIVITY**

Use this sheet to write down your ACTS Prayer

## **Instructions:**

Use this sheet to help the children apply the Bible Truth into a prayer. You can use the ACTS provided or even better, have the kids think of their own applications. Also have the children add their personal requests to the prayer, too. Lead the children in the prayer or let them pray sections, with your help. Never force a child to pray! Non-readers can participate by you whispering a section of the prayer into their ear and allowing them to pray it aloud for the group.

## **ADORATION:**

Praise God for being perfectly good. He is so worthy of all our thoughts.

God, we praise You for being.....

---

Add your own Adorations:

---

---

## **CONFESSION:**

Confess that many times we choose to not think about God. We choose not to read His Word or pray to Him. We just think about ourselves. We need a Savior to save us from our sins!

God, we have sinned against You....

---

---

Add your own Confessions:

---

---

## **THANKSGIVING:**

Thank God for giving us His Word and for being able to pray to Him. Thank Him for giving us these ways to strengthen our faith in Him, grow our love for Him and cheerfully obey Him.

God, we thank You for...

---

Add your own Thanksgivings:

---

---

---

## **SUPPLICATION:**

Ask God to work in our hearts, helping us to turn away from our sins and trust in Jesus as our own Savior. Ask God to help us to have a special time each day to think about Him, and to help us to keep thinking about Him throughout the rest of the day. Ask Him to use our time reading His Word and in praying to Him to know, love and obey Him more.

God, we need Your help...

---

Add your own Supplication:

---

---

---

## **SNEAKY SNACK**

---

Can you figure out how this snack relates to the story?

### **Snack: Mrs. Whetstra's Gingerbread...Before It Burnt!**

Gingerbread cookies, Ginger snaps, or Gingerbread (looks like Banana bread; can buy box mixes in the grocery store.)

**Case Tie-in:** Before Andy became a Christian and used his sneakiness to help others think about God, he used his sneakiness to play tricks on others, such as Mrs. Whetstra.

---

## **SOUL FOOD**

---

Food for thought during snack time

1. What does the snack have to do with the story?

Choose a few questions from the other activity discussion sheets to talk about during this snack time.

2.

---

---

3.

---

---

4.

---

---

5.

---

---

6.

---

---

7.

---

---

Directions: Read and discuss Bible Truth, using a FEW of the questions. Play game. Feel free to modify the game to fit your children.

### God's People Think about Him

God made our bodies with daily needs. Each day our bodies need food, exercise, and sleep. Our bodies stay strong when we take care of them each day. God made our hearts with daily needs, too. God made us to need time with Him each day to stay close to Him, and to grow in knowing and loving Him. God's people know this. They try to take special time out each day to pray to God and read God's Word, the Bible. Through the rest of the day, they keep thinking about Him and how they can best please Him in whatever they are doing. Sometimes God's people find it hard to spend time with God each day. Sometimes it is because they get very busy, or because they are lazy, or they just don't feel like spending time with Him. They ask God to help them spend time with Him and to think about Him each day. They know that no matter how they feel or how busy they are, it is still very important to keep thinking about God and keep spending time with Him. They know that God uses the time they spend with Him to strengthen their faith in Him, their love for Him and their cheerful obedience to Him.

### Understanding the Bible Truth

1. With what daily needs did God make our bodies? *Food, exercise, sleep.*
2. What happens if we take care of the daily needs of our bodies? *Our bodies will stay strong.*
3. With what daily needs did God make our hearts? *Special time to pray and hear God's Word, the Bible.*
4. What does God want us to do the rest of the day? *Keep thinking about Him and how we can best please Him in whatever we are doing.*
5. Why do God's people sometimes find it hard to spend time with God each day? *They get very busy, they are lazy or they just don't feel like it.*
6. Who do God's people ask to help them spend time with God and to think about Him? *They ask God to help them.*
7. Why do God's people want to spend time and think about God even when they don't feel like it? *Because they know that God uses those times to strengthen them in their faith in God, their love for Him and their cheerful obedience to Him.*

### Story Connection Questions

1. How did Andy show she cared about the needs of his heart? *He got up early every morning to take time to pray and read God's Word. He kept thinking about the Lord and what would please Him throughout the day.*
2. What about Andy's work made him realize how important it was for him to think about God every day, all day? *Andy spent most of his life as a Christian in impossible situations in which he could easily be arrested, punished and die. He knew that there was no way that he could do things like sneak Bibles by the guards or get them to the Christians in Eastern Europe, if he did not depend on the Lord.*

### Bible Verse Connection Question

1. What does our Bible Truth have to do with our **Bible Verse: Psalm 63:3-6**: "Because your steadfast love is better than life, my lips will praise you. So I will bless you as long as I live; in your name I will lift up my hands. My soul will be satisfied as with fat and rich food, and my mouth will praise you with joyful lips, when I remember you upon my bed, and meditate on you in the watches of the night.?"  
*This verse reminds us that God's people delight to think about Him. They cannot think of anything better than thinking about God and praising Him, whether it is during the day or during the night. This is because they know that He loves them so much and because there is no one more wonderful than God.*

**Life Application Questions**

1. What difference will it make if God's people today take time each day to think about God by praying and reading His Word? *He will strengthen their faith in Him and their love for Him. He will guide them in what He wants them to do and prepare their hearts to react to even difficult situations the way He wants them to.*
2. Should we take time to think about God by praying and reading His Word, even when we don't feel like it? Why? *Yes. Because we are sinful people, there are many times that we may not feel like wanting to think about God. Every day is the right day to spend special time with God, no matter how much we don't feel like it.*
3. What is the first step God calls us and all people to take in knowing, loving and obeying Him? *To turn away from our sins and trust in Jesus as our Savior.*

**ACTS Questions**

1. What is something we can praise God for because of this Bible Truth?  
*Praise God for being perfectly Good. He is so wonderfully worthy of all our thoughts.*
2. What are sins we can confess to God because of this Bible Truth?  
*Confess that many times we choose to not think about God each day. We choose not to read His Word*
3. What is something we can thank God for because of this Bible Truth?  
*Thank God for giving us His Word and for being able to pray to Him. Thank God for giving us these ways to strengthen our faith in Him, grow our love for Him and cheerfully obey Him.*
4. What is something we can ask God for because of this Bible Truth?  
*Ask God to work in our hearts, helping us to turn away from our sins and trust in Jesus as our own Savior. Ask God to help us to have a special time each day to think about Him, and to help us to keep thinking about Him throughout the rest of the day. Ask Him to use our time reading His Word and in praying to Him to know, love and obey Him more.*

**The Gospel**

1. We are all sinners who like to think more about ourselves and what we want than about God and what He wants. We deserve God's punishment, but He offers us hope and forgiveness. What is the gospel?  
*God is the good Creator and King of the world. He made people to worship Him and live by His good laws. But we are all sinners who have rebelled against Him. We all deserve death--God's just, eternal punishment for our sins. How terrible! But God has good news for us. In His great mercy, God sent His Son Jesus to earth to save sinners. Yes, Jesus, the perfect Son of God, left His home in heaven and became a man. He lived the perfect life that pleases God. (He's the only one who has ever done that!) He offered it up to God His Father as the perfect sacrifice for sins when He suffered and died on the cross. Then, on the third day, Jesus rose from the dead in victory. He had fully paid for the sins of God's people, so they wouldn't have to! Now all who turn away from their sins and trust in Jesus as their Savior will receive forgiveness of sins and eternal life with God. They will be His very own special people who will know Him and enjoy Him forever. We can be God's people, too, if we turn from our sins and trust in Jesus as our own Savior.*



## Game: Storks

### Materials

Three large, but soft balls  
Tape  
Bible Truth Questions

### Preparing the Game

1. Choose 20+ questions for your game from the Bible Truth Discussion Questions, or make up your own.
2. Write the Bible Truth questions on small thin strips of paper (or make a photocopy of the Bible Truth Discussion Questions and simply cut them into strips) and put them in the bag/bowl.

### Playing the Game

Divide the children into two teams, each on opposite sides of the room, facing each other. One team is "The Hunters". The other team is "The Storks." The hunters have three balls and they are to stand about twenty feet away from the storks, who are lined up, similarly to ten bowling pins. Storks are to balance on one leg without leaning on anything. They can switch from leg to leg, but must not stand on both at the same time. Read a question to the hunters. If they get it right, then one of the hunters gets three chances (3 balls) to roll the ball at the storks FAIRLY GENTLY and try to get them to put their other foot down. The Hunters score as many points as storks who lost their balance and put their foot down. Sides get switched when all the Hunters have had a turn: or, when they have been stumped by a question.

Game continues as number of questions, time, and attention span allow.

### Non-competitive Option

Set a target number of points for the whole group. Challenge the children to see how many turns it takes score the target number of points. Once the target has been reached, start the game over and see how many turns it takes to reach the target the second time.

### Optional TAKING IT TO OTHERS Activity: Quiz Questions

Have the children choose a few of the questions from the game to ask the parents/other children during TAKING IT TO OTHERS time. Help pre-readers by whispering the question in their ear and letting them ask it aloud to the parents/other children. Make sure you read the Bible verse aloud before you ask your questions.

Directions:

1. Write words to song in large print before class.
2. Play the song for the children, helping them follow along on the song sheet.
3. Discuss the song, using a few questions from the discussion sheet. *Don't use them all!*
4. Introduce sign language for key words of your choice from sign language sheet for your song. Use as few or as many as you think the children can learn.
5. Sing and sign the song. Sign language as well as large format lyrics and sheet music are found in the PFI Unit Songbook or online.
6. If desired, play the Song Game.

**Optional TAKING IT TO OTHERS Activity: Presenting and Singing the Song**

1. Sing and sign the song, encouraging the watching children/parents to join in.
2. Ask the class some of the questions listed below. The Bible Truth Connection Question is particularly good to help them understand how the song ties in with the Bible Truth.

### Be Thou My Vision

#### Verse 1

Be Thou my vision,  
O Lord of my heart;  
Naught be all else to me,  
save that Thou art:  
Thou my best thought,  
by day or by night,  
Waking or sleeping,  
Thy presence my light.

Listen to it on PFI ESV Songs 12, Track 31

#### Understanding the Song

1. What does "Thou" mean? *Old English word for "you," often used to show respect to God.*
2. What does it mean to want God to be your vision? *We think of vision as what you see or focus on with your eyes. This person is not talking about what he sees with his eyes. He's talking about what he thinks about in his heart. The vision of your heart is what you focus on –or think about– in your heart. If God is the vision of your heart, He is the one you think about most of all.*
3. What does it mean for God to be the Lord of your heart? *A Lord is like a king. A king rules over his kingdom. His people serve him and he tells them what he wants them to do and they try to do it. God is the Lord of His people's hearts. They serve Him. He tells them what He wants them to do and they try to do it.*
4. What does "naught" mean? *Another word for "nothing."*
5. What does "naught be all else to me, save that Thou art"? *There is nothing else that means as much to him as the Lord.*
6. What does it mean that God is his "best thought, by day or by night"? *God is the best thing of everything that he can think about, day or night—anytime.*
7. What does mean for God's presence to be his light? *Not that God is like a night light so that he will never have to be in the dark. It means that God is always with him. He is always guiding him in what he should do, just like a light shines in a dark room and lets you see where you should go.*

#### Bible Truth Connection Question

1. How does this song relate to our Bible Truth: **God's People Think About Him?**

*God's people want God to be their vision—the one they think about most of all, the one who is the best thing they can think of. By day or by night, they keep thinking about Him, both in a special time of praying and reading and all through the rest of the day and night. They think about Him and know He is with them. His presence guides them, like a light in darkness.*

**Story Connection**

1. How does this song relate to today's story? *After years of not wanting to think about God, when Andy did become a Christian, thinking about the Lord became his "best thoughts." When Andy found out about Christians in Eastern Europe who had few if any Bibles, he wanted to risk his life so that they, too, could have Bibles to be able to think about the Lord. Just like he knew for himself, he knew that for them, thinking about the Lord, loving and obeying Him, would be the best thing they could think about, too.*

**Bible Verse Connection Question**

What does this hymn have to do with our Bible Verse: **Psalm 63:3-6**: "Because your steadfast love is better than life, my lips will praise you. So I will bless you as long as I live; in your name I will lift up my hands. My soul will be satisfied as with fat and rich food, and my mouth will praise you with joyful lips, when I remember you upon my bed, and meditate on you in the watches of the night."?

*God's love means more to God's people than anything else. That is why they think His love is better than life. That is why their souls are satisfied with Him. They want to praise Him as long as they live. They want to praise Him by day or even in the watches of the night.*

**Life Application Questions**

1. How can we be affected by the message of this song? *We can praise God for being so wonderful to think about that He truly is the very best thing we can think about. We can ask Him to be the Lord of our hearts. We can ask Him to work in our hearts a desire for Him to be the one we truly think of as our best thought, by day or by night. We can ask Him to help us spend special time each day thinking about Him.*

2. What is the first step God calls us and all people to take to know, love and obey God? *To turn away from our sins and trust in Jesus as our Savior.*

**ACTS Questions**

1. What is something we can praise God for from this hymn?

*Praise God for being the Lord of the hearts of His people.*

2. What are sins we can confess to God from this hymn?

*That many times we do not want God to be the Lord of our hearts. Many times we want to do things our way instead of His. We are sinners in need of a Savior!*

3. What is something we can thank God for from this hymn?

*We can thank God for always being with His people by day or by night. They know He can comfort them with thoughts of Him at anything. They are never alone.*

4. What is something we can ask God for from this hymn?

*That God would work in our hearts that we confess our sins, might turn from our sins and trust Jesus as our Savior. That God would be the Lord of our hearts and that He would help us to think of Him and love Him, and be with us, by day or by night.*

**Gospel Question**

1. Why do God's people call God their best thought by day or by night? Because of all He has done for them. What is this amazing good news of God's love? How can we know it ourselves? What is the gospel?

*God is the good Creator and King of the world. He made people to worship Him and live by His good laws. But we are all sinners who've rebelled against Him. We all deserve death--God's just, eternal punishment for our sins. How terrible! But God has good news for us. In His great mercy, God sent His Son, Jesus to earth as a man to save sinners. He lived the perfect life that pleases God. (He's the only one who's ever done that!) He offered it up to God His Father as the perfect sacrifice for sins when He suffered and died on the cross. Then, on the third day, Jesus rose from the dead in victory. He had fully paid for the sins of God's people, so they wouldn't have to! Now all who turn away from their sins and trust in Jesus as their Savior will receive forgiveness of sins and eternal life with God. They will be His very own special people who will know Him and enjoy Him forever. We can be God's people, too, if we turn from our sins and trust in Jesus as our own Savior.*

## **Song Game: Mimic Me!**

### **Materials**

Sign Language

Song

### **Preparing the Game**

None.

### **Playing the Game**

1. Practice the song and signs until the children know them well. Choose a person to be the leader and let them decide upon an action for everyone to do as they sing the song, such as jump on one foot, etc.
2. Sing the song while doing the chosen action.
3. Select another child to be the leader.
4. If desired, you can choose a different action for different important words in the song, such as jump on one foot when you sing the word "grace", but clap your hands when you sing the word "Jesus". Ask the children the meaning of each of the words before adding in their action.

Game continues as number of questions, time, and attention span allow.

choose a FEW questions for discussion, then choose the game and/or music activity

**Meditation Version: Psalm 63:3-6**

"Because your steadfast love is better than life, my lips will praise you. So I will bless you as long as I live; in your name I will lift up my hands. My soul will be satisfied as with fat and rich food, and my mouth will praise you with joyful lips, when I remember you upon my bed, and meditate on you in the watches of the night."

**Alternate Memory Version: Psalm 63:5,6**

"My mouth will praise you with joyful lips, when I remember you upon my bed, and meditate on you in the watches of the night."

**Understanding the Bible Verse**

1. Whose love is better than life? What does that mean? *God's love. To know God is better than anything else in life. If we have to choose between knowing God's love or living, it would be better to choose knowing God's love.*
2. What is the Psalmist planning to do? *To glorify God with his lips; praise Him all his life; lift up his hands in God's name.*
3. What does he mean by lifting up his hands in God's name? *The Jews often lifted up their hands when they were praying to God, instead of folding them like we do. He is planning to praise God and pray to Him.*
4. What does thinking about God do for the Psalmist? *Fills up and satisfies his heart that is hungry to know God so much that it is like a feast.*
5. What else does he do with his lips? *He sings songs of praise to the Lord.*
6. What does he do while he is in bed, and still awake? *He thinks about God.*
7. What are "the watches of the night?" *In Bible times, guards stood watch over the city in three shifts, so make sure no enemies attacked the city. If they wanted to say that they thought about something all night long, they could say that they thought about it through the watches of the night.*

**Bible Truth Connection Question**

1. What does this verse have to do with the **Bible Truth: God's People Think About Him?**

*The Psalmist delights to think about God. He cannot think of anything better than thinking about God and praising Him, whether it is during the day or during the night.*

**Story Connection Questions**

1. What does the verse have to do with our story? *For years Andy did not want to think about God at all; but when finally he did turn to the Lord, it was what he wanted to do, most of all. He showed that God's love was better than life by risking his life, over and over, so that others might have Bible's so that they could think about God, praise His and have their hearts satisfied by Him, too.*

**ACTS Questions**

1. What is something we can praise God for from this Bible verse? *Praise God for being so wonderful that His love is better than life.*
2. What are sins we can confess to God from this Bible verse?  
*That many times we think many other things in life are better than His love. We like to do things our ways. We would rather do other things than spend time with Him.*
3. What is something we can thank God for from this Bible verse?  
*We can thank God for promising to satisfy His people with His love. We can thank Him for always being with them, even in the middle of the night when they are all alone or tempted to worry about things.*
4. What is something we can ask God for from this Bible verse?  
*We can ask God to work in our hearts that we would turn away from our sins and trust in Jesus as our Savior. We can ask God to give us hearts that think about Him and long to be satisfied by His wonderful love, the way He created us to be. We can ask Him to help us to remember Him all day and all night.*

**Life Application Questions**

1. When might God's people think about God through the watches of the night, instead of sleep? *Why would this be good? When they are in some kind of difficulty, like being sick or worried about something. God is the best one to think about when we are having a problem. We know that He is all-powerful and is always able to help us, no matter what the problem.*
2. How can we become God's people? *By turning away from our sins and trusting in Jesus as our Savior.*

**The Gospel**

1. What has God done for sinners that they might know His love and be forever satisfied with His love? What is the gospel?

*God is the good Creator and King of the world. He made people to worship Him and live by His good laws. But we are all sinners who have rebelled against Him. We all deserve death--God's just, eternal punishment for our sins. How terrible! But God has good news for us. In His great mercy, God sent His Son Jesus to earth to save sinners. Yes, Jesus, the perfect Son of God, left His home in heaven and became a man. He lived the perfect life that pleases God. (He's the only one who has ever done that!) He offered it up to God His Father as the perfect sacrifice for sins when He suffered and died on the cross. Then, on the third day, Jesus rose from the dead in victory. He had fully paid for the sins of God's people, so they wouldn't have to! Now all who turn away from their sins and trust in Jesus as their Savior will receive forgiveness of sins and eternal life with God. They will be His very own special people who will know Him and enjoy Him forever. We can be God's people, too, if we turn from our sins and trust in Jesus as our own Savior.*

## Game: Puzzling Wall Ball

### Materials

Bible Verse written up in large print so that all can see

Three 11.5" x 17" pieces of construction paper, two pieces of one color for each team

Masking Tape

Small Nerf Ball or other soft ball

Marker

Use masking tape to lightly tape the pieces to a wall, mixing up colors

### Preparing the Game

None.

### Learning the Verse

Some or all of your children may be non- or early readers. Teach the verse in sections, having them say it after you. Repeat a few times. Add clapping or other movement as they say it.

### Directions

1. If desired, lead the children in a discussion of a **FEW** of the most important questions before beginning game.
2. Explain the game to them as follows:

Divide the children into teams. Explain to them that they are going to take turns trying to hit pieces of their team's colored puzzle pieces with the ball. Each time they hit one of their team's pieces, that piece is removed from the wall and fit into their puzzle. Have the entire group say the verse before each child takes a turn.

Game continues until one team has completed their puzzle, or as time and attention span allow.

### Non-competitive Option

Don't split into teams. Use only one copy of the verse and one puzzle to make. Have everyone work together on the puzzle until completed.

### Optional **TAKING IT TO OTHERS** Activity: Quiz Questions

Have the children choose a few of the questions from the game to ask the parents/other children during **TAKING IT TO OTHERS** time. Help pre-readers by whispering the question in their ear and letting them ask it aloud to the parents/other children. Make sure you read the Bible verse aloud before you ask your questions.

***If you do this closing activity, make sure you read the verse to the class before asking the questions.***

Directions:

1. Write words to song in large print before class.
2. Play the song for the children, helping them follow along on the song sheet.
3. Discuss the song, using a few questions from the discussion sheet. *Don't use them all!*
4. Introduce sign language for key words of your choice from sign language sheet for your song. Use as few or as many as you think the children can learn.
5. Sing and sign the song. Sign language as well as large format lyrics and sheet music are found in the PFI Unit Songbook or online.
6. If desired, play the Song Game.

**Optional TAKING IT TO OTHERS Activity: Presenting and Singing the Song**

1. Sing and sign the song, encouraging the watching children/parents to join in.
2. Ask the class some of the questions listed below. The Bible Truth Connection Question is particularly good to help them understand how the song ties in with the Bible Truth.

**Your Steadfast Love Is Better than Life**

Because your love is better than life,  
My lips will glorify you.  
I will praise you as long as I live,  
And in your name I will lift up my hands,  
Because your love is better than life,  
Because your love is better than life,  
Because your love is better than life.  
Psalm Sixty-three, three and four.

**Listen to it on PFI ESV Songs 12, Track 32**

## Song Game: Word Take Away

### Materials

Sign Language Signs and Song  
White board and marker  
Eraser

### Preparing the Game

1. Write the words to the song on a white board.

### Playing the Game

1. After children have learned the song and signs well, then tell the children that you are going to leave out words from the song (that you've learned signs for) and just do the sign in its place.
2. Have the children help you choose a word to take out. Erase the word from the board. Review the sign the for erased word.
3. Sing the song, trying to remember to NOT sing the word and do only the sign.
4. Continue to take out words until all of the words (with signs) have been taken out.

Game continues as number of questions, time, and attention span allow.



**STORY REVIEW**

Directions: Read and discuss Bible Truth, using a FEW of the questions. Play game. Feel free to modify the game to fit your children.

**General Story Questions**

1. Why did Andy especially want to play a prank on the Whetstra's? *They were godly Christians and he wanted to make them react sinfully, if he could. He didn't their godliness.*
2. What did Andy do each week to avoid thinking about God? *Snuck out of church until the end of the service.*
3. How did Andy use his sneaking ability in the war to fight against the Germans? *Snuck messages between Underground leaders; put sugar in the German's gas tanks so their cars wouldn't run.*
4. Why did Andy want to be a commando in Java? *He would get to use his sneaking around to fight against enemy soldiers.*
5. What did Andy do in Java that he felt guilty about? *Hurt villagers that he wasn't supposed to hurt, instead of just soldiers.*
6. Why did Andy start wearing a yellow hat and shouting to the enemy soldiers? *He felt so guilty that he didn't want to live anymore.*
7. What happened in the hospital that began to change Andy's life? *The Christian nurses encouraged him to start thinking about God.*
8. What happened on the ship that caused Andy to think more and more about God? *He read the Bible from beginning to end.*
9. What happened when Andy got home that caused Andy to think even more about God? *He went to church and listened to sermons from God's Word.*
10. What did Andy decide to do to help him think more about God when he became a Christian? *He got up early each morning and had a special time of prayer and Bible reading.*
11. What did Andy hear about the Eastern European Christians that made him want to help them? *They had few if any Bibles.*
12. What did Andy plan to do to help the Eastern European Christians? *Sneak Bibles across the border to give to them.*
13. Why did Andy pray before he would come to the border guards? *He knew that only the Lord would make it possible for him to sneak the Bibles in.*
14. What does Andy do today? *He runs Open Doors International, an organization that still works to get Bibles in the hands of people who would not have them otherwise.*
15. Why did Andy risk his life to get Bibles to the Eastern Europeans? *He knew they wanted to think about God, love Him and cheerfully obey Him. They needed God's Word to know what God was like, so they would think about Him the right way.*

**Bible Truth Connection Questions**

1. What does this story have to do with our **Bible Truth: God's People Think about Him**? *Andy changed from someone who never wanted to think about God to someone who risked his life many times so that others could have Bibles to help them think about God.*

**Life Application Questions**

1. Why do you think Andy felt it was so important to have a special time of praying and reading the Bible each day? *He knew that he would need all the courage and guidance the Lord could give him in order to be prepared for the dangerous work he did each day.*
2. What kinds of things do God's people today need courage and guidance from the Lord about? *(Answers vary)*
3. How can we become God's people? *By turning away from our sins and trusting in Jesus as our Savior.*

**Bible Verse Connection Question**

1. What does the story have to do with our **Bible Verse: Psalm 63:3-6**: "Because your steadfast love is better than life, my lips will praise you. So I will bless you as long as I live; in your name I will lift up my hands. My soul will be satisfied as with fat and rich food, and my mouth will praise you with joyful lips, when I remember you upon my bed, and meditate on you in the watches of the night?"

*For years Andy did not want to think about God at all; but when finally he did turn to the Lord, it was what he wanted to do, most of all. He showed that God's love was better than life by risking his life, over and over again, so that others might have Bible's so that they could think about God, praise His and have their hearts satisfied by Him, too.*

**ACTS Questions**

1. What is something we can praise God for being that we learned in our story? *Praise God for being the Protector and Sustainer of His people.*

2. What is something we can confess as sin that we learned in our story? *Confess that we, like Andy deserve God's punishment for our sinful rebellion against God and His good ways. Many times we have been sneakers who do not want to know God and obey His good ways.. We all need to confess our sins to Him and ask His forgiveness! We need a Savior!*

3. What is something we can thank God for that we learned in our story? *We can thank God His great patience and mercy shown to sinners who choose to rebel against Him by working in their hearts and giving them the gift of faith in Jesus.*

4. What is something we can ask God for that we learned in our story? *We can ask God to work in our hearts, helping us to confess our sins, turn away from them and trust Jesus as our own Savior. We can ask Him to help us to think about Him and spend time with Him each day, that we might depend upon Him and obey Him in all we do.*

**The Gospel**

1. *What was the good news of Jesus that Andy risked their lives to tell? What is the gospel?*

*God is the good Creator and King of the world. He made people to worship Him and live by His good laws. But we are all sinners who have rebelled against Him. We all deserve death--God's just, eternal punishment for our sins. How terrible! But God has good news for us. In His great mercy, God sent His Son Jesus to earth to save sinners. Yes, Jesus, the perfect Son of God, left His home in heaven and became a man. He lived the perfect life that pleases God. (He's the only one who has ever done that!) He offered it up to God His Father as the perfect sacrifice for sins when He suffered and died on the cross. Then, on the third day, Jesus rose from the dead in victory. He had fully paid for the sins of God's people, so they wouldn't have to! Now all who turn away from their sins and trust in Jesus as their Savior will receive forgiveness of sins and eternal life with God. They will be His very own special people who will know Him and enjoy Him forever. We can be God's people, too, if we turn from our sins and trust in Jesus as our own Savior.*

## Game: Give These to Farmer Brown

### Materials

Straw hat  
 Small Plastic Shovel, gardening glove or other farming implement,  
 Shoe box or equivalent...or play clay  
 20 Drinking straws  
 20 Scraps of Construction paper  
 Tape  
 Paper and Marker  
 Story Review Questions

### Preparing the Game

1. Choose 20+ questions for your game from the Story Review Discussion Questions, or make up your own.
2. Make 20 flowers, using construction paper to make blossoms and taping them to drinking straw stems. Write a number on each flower that will correspond to each Story Review Question. Cut small slits in the top of the shoe box and stick each flower stem into one (or, take small lumps of clay and stick on bottom of stems for free-standing flowers.) Place the flowers in what will be the center of your circle.
3. Number the Story Review questions from 1-20.

### Playing the Game

Have the children sit in a circle. Put the straw hat on your head and turn to the child on your right in the circle and say, "Give this to Farmer Brown!" Take the hat off and place it on the child's head. Tell him to pass it on, repeating the same phrase and taking off the hat and placing it on the next child's head. Then, put the glove/hold the shovel and turn to the child to your LEFT as say, "Give this to Farmer Brown". Take off the glove(shovel) and pass it over to the child and tell them to pass it on. That child continues to pass the glove/shovel to the left. At some point, the hat going to the right and the glove/shovel going to the right will meet at the same child. That child is " leader reads the question with the same number for the child to answer. Allow children to choose someone to help them with the answer if they are having difficulty.

Game continues until all children get to pick a flower; or as number of questions, time, and attention span allow.

### Optional TAKING IT TO OTHERS Activity: Quiz Questions

Have the children choose a few of the questions from the game to ask the parents/other children during TAKING IT TO OTHERS time. Help pre-readers by whispering the question in their ear and letting them ask it aloud to the parents/other children.

**CASE REPLAY ACTIVITIES****P.1**

Use this guide to review the Case Story and act it out for others to enjoy!

**CASE REPLAY, JR: YOUNGEST CHILDREN**

**Description:** The children will act out the story together, everyone doing the same action/sound effect at the same time. This activity is most suitable for kindergarteners.

**Materials**

The Case RePlay, Jr. script for younger children

**Preparation**

1. Read through the script and write in the blanks along the side possible actions/sound effects the children could do to act it out.

**Instructions**

1. Tell the children that they will be re-enacting the story together as you tell it.
2. As you read the script, lead the children in actions/sound effects to do with you.
3. If desired, you can read the script and stop at certain sentences and ask them what a good action/sound effect would be to act out what you just read.
4. Repeat the re-enactment one or two times more.

**CASE REPLAY, SR: OLDER CHILDREN**

**Description:** The children act out the story as a three-scene play. You will narrate it using the Case RePlay, Sr. script and they will act it out (no spoken words, for the most part), with each child assuming a different character's role. This activity is most suitable for first grade and up. You will review the story, then practice it a few times before performing it for others.

**Materials**

The Case RePlay, Sr. script  
White board or other large format paper  
Costumes and props

**Preparation**

1. Prepare for the play by choosing costumes and props for each character in the story. Decorate the area with any scenery props.
2. Write the words "Beginning," "Middle," "End" on a large piece of paper/whiteboard with plenty of space under each heading. You will use this paper to help the children think about the story as a three-scene play, as it is presented in the script.

**Instructions**

1. Tell the children that they will get to act out the story as a three-scene play, with a beginning, middle and end section. Tell them that before they can act it out, they need to think it out. as you narrate it with your script.
2. Take the children's answers as they recount the story, helping them put key incidents in the right order.
3. If desired, when they have filled in their Beginning, Middle, End, read through your whole (real) script, so they hear exactly what you will have them act out.
4. Then tell the children that it's time to practice acting out the story.
5. Assign parts to each child. If you are using costumes, do NOT give them out at this point. They will be a distraction.
6. Have all the children sit on the floor or in chairs on one side of the "stage," then call the characters up in place as their part in the story comes.
7. As you read the script, guide the children in where you want them to move or do to act it out.
8. After going through the whole script once, give out any costumes and props and act out the script once or twice more.

**Optional TAKING IT TO OTHERS Activity: Re-enacting the Story**

Read the script as the children act out together (younger) or assuming different roles (older) as the other children or the parents watch.

**CASE REPLAY, JR--YOUNGER KIDS (KINDERGARTEN) P.2**

Welcome to our play! The name of our story is called: The Case of the Sneakiest Sneaker.

Our story takes in 1930's and 40's in Holland and other countries in Europe.

And now we present: "The Case of the Sneakiest Sneaker."

**Scene 1:**

**Actions:**

Andy hid outside of the Whetstra's house waiting to see what they would do when their clogged chimney filled Mrs. Whetstra's kitchen with smoke. The Whetstra's were godly Christians and Andy did not like how they talked about Jesus so much. He was trying to get them to react sinfully to his prank, but they did not. Andy didn't like to think about God at all. He even snuck out of church until the end of the service so that he wouldn't have to hear about Him. During WWII, Andy joined the Dutch Underground to secretly help to get rid of the Germans. He used his skills in sneaking and in pranks. He would sneak messages to other people in the Underground and poured sugar into gas tanks so their cars wouldn't work.

---

---

---

---

---

**Scene 2:**

After the war, Andy became a commando in Bali for the Dutch army. He snuck around the jungles, trying to protect the Dutch government from enemies there. Andy and the other commandos many times hurt not just enemy soldiers, but village people. Andy felt so guilty about this that he wanted to die. He began to wear a yellow hat and yell to the enemies so they would see him and try to shoot him. When surrounded by enemies, Andy got shot in the ankle. When in the hospital, nurses encouraged him to start thinking about God. On the ship's voyage back home, Andy began reading his Bible and thinking about God. When he got home, he went to church.

---

---

---

---

---

**Scene 3**

The Holy Spirit worked in Andy's heart as he thought and read more and more about God. Andy became a Christian. Andy began having daily special times with God. He wanted to live his life for God. When Andy heard about the many Eastern European Christians with few or no Bibles, Andy believed the Lord was leading him to use his sneaking skills to get Bibles to them. The Whetstra's gave Andy their VW car. Andy filled the car with Bibles and Christian books. He drove hundreds of miles to the border of Yugoslavia. As he approached the border guards, Andy prayed that the Lord would make them blind to his literature. He knew that he could not sneak past the guards, only the Lord would make it possible. The Lord answered Andy's prayer. The guards did not see the books, even though they completely searched the car. Andy made many more trips to Eastern Europe, bringing Bible and Christian books. Today, he still works to get Bibles with others in Open Doors, International.

---

---

---

---

---

---

---

---

**Bible Truth Tie-In:**

The Bible Truth we are learning is: **God's People Think About Him.** Andy changed from someone who never wanted to think about God to someone who risked his life many times so that others could have Bibles to help them think about God.

---

---

---

## **CASE REPLAY, SR--OLDER KIDS (1ST GRADE AND UP) P.3**

Welcome to our play! The name of our story is called: The Case of the Sneakiest Sneaker.

Our story takes in 1930's and 40's in Holland and other countries.

The characters in our story today are: Andy and his family, the Whetstra's, Germans, Dutch underground people, commandos, enemy soldiers, villagers, nurses, Eastern Europeans, border guards

And now we present: "The Case of the Sneakiest Sneaker."

### **Scene 1: (Beginning)**

Andy hid outside of the Whetstra's house waiting to see what they would do when their clogged chimney filled Mrs. Whetstra's kitchen with smoke. The Whetstra's were godly Christians and Andy did not like how they talked about Jesus so much. He was trying to get them to react sinfully to his prank, but they did not. Andy didn't like to think about God at all. He even snuck out of church until the end of the service so that he wouldn't have to hear about Him. During WWII, Andy joined the Dutch Underground to secretly help to get rid of the Germans. He used his skills in sneaking and in pranks. He would sneak messages to other people in the Underground and poured sugar into gas tanks so their cars wouldn't work.

### **Scene 2: (Middle)**

After the war, Andy became a commando in Bali for the Dutch army. He snuck around the jungles, trying to protect the Dutch government from enemies there. Andy and the other commandos many times hurt not just enemy soldiers, but village people. Andy felt so guilty about this that he wanted to die. He began to wear a yellow hat and yell to the enemies so they would see him and try to shoot him. When surrounded by enemies, Andy got shot in the ankle. When in the hospital, nurses encouraged him to start thinking about God. On the ship's voyage back home, Andy began reading his Bible and thinking about God. When he got home, he went to church.

### **Scene 3: (End)**

The Holy Spirit worked in Andy's heart as he thought and read more and more about God. Andy became a Christian. Andy began having daily special times with God. He wanted to live his life for God. When Andy heard about the many Eastern European Christians with few or no Bibles, Andy believed the Lord was leading him to use his sneaking skills to get Bibles to them. The Whetstra's gave Andy their VW car. Andy filled the car with Bibles and Christian books. He drove hundreds of miles to the border of Yugoslavia. As he approached the border guards, Andy prayed that the Lord would make them blind to his literature. He knew that he could not sneak past the guards, only the Lord would make it possible. The Lord answered Andy's prayer. The guards did not see the books, even though they completely searched the car. Andy made many more trips to Eastern Europe, bringing Bible and Christian books. Today, he still works to get Bibles with others in Open Doors, International.

### **Bible Truth Tie-In:**

The Bible Truth we are learning is: **God's People Think About Him.** Andy changed from someone who never wanted to think about God to someone who risked his life many times so that others could have Bibles to help them think about God.

## Crossing the Border with a Car Full of Bibles and Christian Books

### Description

The children will make a scene of border crossing guard and his car with a flap that lifts up and reveals Bibles.

### Materials

- 1 picture of Guard and Andy's VW car per craft
- Book pictures
- Scissors
- Pencils, Markers and colored pencils
- 1 Lunch sized plastic bag per craft
- Clear tape

### Preparing the Craft

1. Print out pictures of guard and car onto cardstock, 1 per craft.
2. Print out a page of rectangles per craft. Cut out around them, if desired, for youngest children. These will become books.
3. Make a sample for the children to see.

### Making the Craft

1. Show children your sample.
2. Have the children use markers to decorate the picture and the books, adding details to the books, like the word "Bible" or pictures, etc. (probably best to use pencils to add words)
3. Fold the books in the middle to give a book-like appearance.
4. Cut out around dashed lines in the door panel. This will make a hinge to open the door. You may want to do this for the children, especially the younger children. If desired, you can even cut open the door as a preparation step ahead of time.
5. Turn the picture over and tape the edges of the plastic bag in place around the door opening you have made.
6. Have the children put their books in the pouch by opening the flap from the front side.

### Making a Bible Truth Connection

Once the children have settled into their craft, use the Bible Truth- Craft Connection Sheet to lead discussion about the craft. Note that most of these questions echo the questions on the case board, providing a review of what the children learned earlier.

### Optional TAKING IT TO OTHERS Activity: Craft Presentation

If you are presenting the craft to other children or parents the children can hold up their crafts (or your model craft) and read their Bible Truth Connection answers to explain the importance of the craft.

**CASE CRAFT****Discussion Guide****Instructions:**

As the children are settled into making their craft, ask them these questions to help them understand the craft's significance. Use the answers provided to guide the children's answers.

**Discussion Questions**

1. Where did our story take place?

*In Eastern Europe.*

2. Why was it such a big deal to cross the border with a car full of Bibles and Christian books?

*Because Bibles and Christian books were not allowed in Eastern Europe during that time.*

3. Why would Andy risk his life to get these books into Eastern Europe?

*He knew that the people of Eastern Europe would be able to learn about God and be saved if they had these books. That was worth more than anything to Andy.*

4. What is Bible Truth 9 that we are learning?

*Bible Truth 9 is: God's People Think About Him.*

5. What does our craft have to do with the Bible Truth 9?

*Andy thought about God in prayer and in reading the Bible every day. He loved God and he sought God's help to get the Bibles past the guard and into Eastern Europe.*

6. What can our craft help us remember?

*God wants His people today to think about Him in prayer and in reading the Bible each day. He will help them do whatever He calls them to do.*

**TAKING IT TO OTHERS****Craft Presentation****Instructions:**

Have children hold up your model craft/their crafts. Choose five children (or you say) the five sections below to explain the craft's importance.

**Presentation:**

1. Our craft is: Crossing the Border with a Car Full of Bibles and Christian Books.

2. Andy risked his life to take Bibles and Christian books across the border into Eastern Europe so that the people might learn about God and be saved.

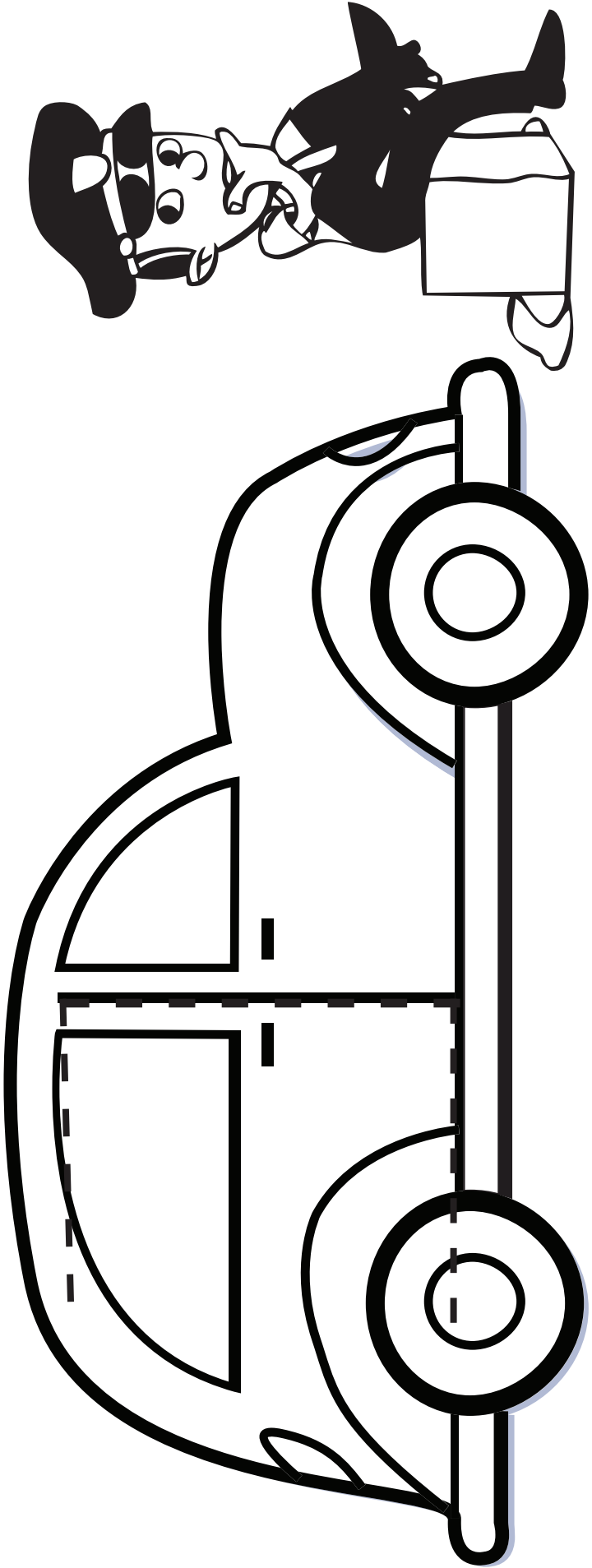
3. Bible Truth 9 is: God's People Think about Him.

4. Andy thought about God in prayer and in reading the Bible every day. He loved God and he sought God's help to get the Bibles past the guard and into Eastern Europe.











5. Our craft can help us remember that God wants His people today to think about Him in prayer and in reading the Bible each day. He will help them do whatever He calls them to do.

Note: Even non-readers can participate in presenting the craft, if you will whisper what they are to say in their ear and let them say it aloud for the others to hear.





<a href="http://vcteezy.com/">Free Vector Graphics by Vecteezy</a>



Rectangles for books

**BEFORE CLASS:****1. PICK YOUR PERSON**

VIPPs can be anyone in your church! Typically, they fall into 6 categories: Church staff, Elders, Deacons/deaconesses, Special Volunteers (people who aren't paid, but spend a lot of time helping out in particular ways), Supported Workers (aka missionaries), and Church Members.

**2. GATHER YOUR FACTS**

Use the VIPP Information Sheet to write down the facts about your VIPP. The information on this worksheet is used in the VIPP activities, listed in the "Choose an Activity" section below.

**DURING THE ACTIVITY:****1. INTRODUCE YOUR VIPP**

Introduce your VIPP to the children, using the VIPP Information Sheet. Fill in a set of VIPP Clue Cards with the information for your VIPP. If desired, you can even have the actual person come into class for the children to meet.

Need help describing what someone does for the church in a kid-friendly way? Check out the list of common VIPPs on the Praise Factory website in the PFI resources. There are lots of kid-friendly descriptions for common VIPP's, such as pastors, elders, deacons and a lot more.

**2. PRAY!**

Lead the children in praying for the VIPP. Ask the children if they would like to pray for one of the VIPPs prayer requests. Even non-readers can pray for the VIPP if you whisper the prayer request in their ear, then let them say it aloud. Never force a child to pray!

**3. CHOOSE AN ACTIVITY**

There are two activities you can use to help the children learn about the VIPP:

**VIPP Clue Cards:** These are nine coloring sheets in which children fill in the nine things they learn about the VIPP from the VIPP Information Sheet. Photocopy a set of each child. Use as few or as many of these Clue Cards as you desire. They are found in the back of this book.

**VIPP Game:** This is a game that uses a set of Clue Cards for one or two VIPPs.

Choose a VIPP and fill in his/her information on the VIPP Information Sheet. Fill in a set of VIPP Clue Cards with the information for your VIPP. Tell the children about the VIPP, having them fill in the VIPP Clue Cards with the key facts as they learn them. Write any words the children need to write on a white-board or other piece of paper so they can see how to spell them. Help younger children write these words on their clue cards. Ideas for how to tell the children about many common VIPPs are listed at [praisefactory.org](http://praisefactory.org) with the resources for this Bible Truth.

**Optional TAKING IT TO OTHERS Activity: Introduce and Pray for the VIPP**

If you are presenting the VIPP to other children or parents you can assign children to hold up the 10 clue cards and say what each card tells about the VIPP. (Or, you can have the children hold them up as you tell what each one means.) Then lead the children in praying for the VIPP.

## Game: Over, Under and Throw

### Materials

Information Sheet for one VIPP

2 Set of Clue Cards

8 8.5" x 11" Manilla Envelopes

Nerf Ball or other soft ball for indoor use

Box or basket big enough for the envelopes to fit in and the ball to land in.

### Preparing the Game

1. Fill in one set of clue sheets for the VIPP you are using.
2. Tape the other (blank) set of Clue Cards to the outside of the manilla envelopes.
3. Put the filled-in clue cards in the corresponding envelope.
4. Put all the Clue Cards envelopes in a bag, except for the ones with the names and pictures of the VIPPs.
5. Place the envelopes in the basket, a good shooting distance from where the child at the head of the line will stand.

### Playing the Game

**Reveal:** Tell the children about the VIPP, showing them your filled-in clue cards as you tell about them.

**Review:** Have the children line up, all facing forward. Give the ball to the last child in line. At your signal, have them pass the ball to the next child with an overhead pass; then that child passes the ball through the legs of the next child, etc. until the ball reaches the first child. The first child in line then tries to make a basket. If he succeeds, he gets to go up and pick out an envelope to open. the teacher (or the child) tells the Clue Card category. The other children try to remember what the VIPP's answer was. Open it up and see if they got it right. If they did, the Clue Card is retired. If not, it can be added back with the Clue Cards in the basket. Game continues until all the envelopes have been retired or as time or attention span allows.

**VIPP INFORMATION SHEET**

**VIPP NAME:**

\_\_\_\_\_

**WHAT VIPP LOOKS LIKE**

Man or Woman? \_\_\_\_\_

Hair color? \_\_\_\_\_

Eye color? \_\_\_\_\_

**FAVORITE ANIMAL**

\_\_\_\_\_

\_\_\_\_\_

**FAVORITE FOOD**

\_\_\_\_\_

\_\_\_\_\_

**FAVORITE FREE TIME ACTIVITY**

\_\_\_\_\_

\_\_\_\_\_

**WHAT VIPP DOES DURING WEEK**

\_\_\_\_\_

\_\_\_\_\_

\_\_\_\_\_

\_\_\_\_\_

**VIPP GROUP OF SERVICE:**

Church Member

Deacon

Elder

Church Staff

Special Volunteer

Supported Worker  
(Missionary)

**3 WAYS VIPP SERVES CHURCH**

\_\_\_\_\_

\_\_\_\_\_

\_\_\_\_\_

\_\_\_\_\_

\_\_\_\_\_

\_\_\_\_\_

\_\_\_\_\_

\_\_\_\_\_

**3 WAYS TO PRAY FOR THE VIPP**

\_\_\_\_\_

\_\_\_\_\_

\_\_\_\_\_

\_\_\_\_\_

\_\_\_\_\_

\_\_\_\_\_

\_\_\_\_\_

\_\_\_\_\_

