

## **BIBLE TRUTH 8, LESSON 3: PLANNER/OVERVIEW**

### **GETTING STARTED: Welcome and Opening Songs** (*introduce unit and get kids moving with these songs*)

**Welcome to Praise Factory:** PFI: Praise Factory Investigators Theme Song *PFI ESV Songs 12, Track 1*

**Rules to Help Us Worship God and Love One Another:** WoGoLOA Classroom Rules Song  
*PFI ESV Songs 12, Track 2*

**Big Question Under Investigation:** Big Question 12 Songs *PFI ESV Songs 12, Tracks 3,4*

**Big Question Bible Verse:** Ephesians 5:1-2 Song: *PFI ESV Songs 12, Track 5*  
*Extra Bible Verse Song: Let Everyone Who Names the Name: 2 Timothy 2:19,22, ESV PFI ESV Songs 12, Track 6*

### **DIGGING DEEP DOWN: Key Concept and Story** (*introduce the Bible Truth and tell the related story*)

**Bible Truth 8:** God's People Read His Word, the Bible

**Bible Truth Hymn:** Trust and Obey, v.1 *PFI ESV Songs 12, Track 29*

**Bible Verse:** Psalm 119:11,15-16, ESV

**Bible Verse Song:** I Have Stored Up Your Word *PFI ESV Songs 12, Track 30*

**Lesson 3 New Testament:** The Case of the Synagogue Stalkers *Acts 17; 1 and 2 Thessalonians*

### **TAKING ACTION: Response Activities** (*choose from among these activities*)

**Snack and Discussion Planner:** Scrumptious Scrolls

**ACTS Prayer:** Prayer Sheet

**Bible Truth Review:** Discussion Questions and Game: Beanbag Grand March

**Bible Truth Hymn:** Trust and Obey, v.1 *PFI ESV Songs 12, Track 29*  
Song, Sign Language and Song Game: Word Take Away **PFI NIV SONGS 12 BOOK or ONLINE**

**Bible Verse Review:** Psalm 119:11,15-16 Discussion Sheet and Game: Balloon Find

**Bible Verse Song:** I Have Hidden Your Word *PFI ESV Songs 12, Track 30*  
Song, Sign Language and Song Game: Big Voice, Little Voice **PFI NIV SONGS 12 BOOK or ONLINE**

**Story Review:** Discussion Questions and Game: The Answer's in the Tent

**Case Replay, Jr: Drama Activity for Youngest Children** (children do same story actions together)

**Case Replay, Sr: Drama Activity for Most Children** (children re-tell story with individual parts)

**Craft:** Wounded and Beaten

**VIPP (Very Important Prayer Person) Prayer Time:** Coloring Sheets (back of book), Game: Hot and Cold Hide

### **TAKING IT HOME: Take Home Sheet for Review and Family Devotions**

**PFI Pronto:** Bible Truth 8, Lesson 3 **PFI ESV PRONTOS 12 BOOK or ONLINE**

**The Case of the Synagogue Stalkers** Acts 9:32-43

by Connie Dever

**Our story is: The Case of the Synagogue Stalkers.****As you listen to the story, see if you can figure out:**

1. Who were the Synagogue Stalkers? What was their message?
2. What was so special about the synagogues that they always told their message there first?

This story takes place during New Testament times, not many years after Jesus died on the cross and rose from the dead.

Timothy, Paul and Silas started the long journey from Philippi to Thessalonica. The hundred-mile walk along the Egnatian Way wouldn't be too bad for Timothy, but it would be a painful one for Paul and Silas! Sharing the gospel with the Philippians had led to the salvation of some, but to painful beatings for these two men. Jesus had once said that Paul would suffer much when he shared the gospel; and now, as they limped down the highway, Paul certainly felt the truth of what Jesus had said. This beating had not been Paul's first and he doubted that it would be his last. For Paul was not headed to the synagogue in Thessalonica to get away for some rest. He was headed to the synagogue in Thessalonica to tell more people the good news of Jesus, and that almost always led to more trouble. Yet off to Thessalonica Paul went, even with more beatings likely in his future.

Thirty miles down the road, the three men came to the beautiful city of Amphipolis, set high on a hill and surrounded on three sides by the breath-taking Strymon River. Wouldn't this be a wonderful place to heal their wounded bodies and rest their sore feet for a week or two? But, no. Paul and the others were determined to get to Thessalonica!

Another seventy miles later, Paul, Silas and Timothy passed through the gigantic Arch of Galerius and into the busy streets of Thessalonica. They passed through the agora--the marketplace--filled with buyers and sellers. Along each side of the market towered the huge temples to the Greek gods and to Caesar, the Roman king. These temples were magnificent, but Paul passed them up in search of the simple, stone building that was the Jewish king. These temples were magnificent,

but Paul passed them up. He wasn't searching for a fancy building, but a simple, stone one---the Jewish synagogue. It was there, and only there, that the people could gather to hear God's Word, the Bible.

You see, back in those days, only very rich people had their own Bibles. Everyone else had to come to the synagogue if they were to learn God's Word. Bibles weren't even books, like our Bibles are. They were long, paper scrolls, rolled up on wooden poles. And there weren't computers in those days either. Every word was hand-written. It took months and months to copy down a whole Bible; and the scribe had to check his work to make sure it was completely correct. When it was finished, the Bible was stored in a special wooden container and covered with protective cloth so no bugs, rodents, moisture could harm it. After all, this was God's Word--and often the only copy in town. They must take good care of it.

How excited Paul was when at last he found the synagogue! Here is where he would find the people who cared about what God's Word. and desired to live for God. Many might have hearts already softened by the Holy Spirit through the Word of God, made ready to receive the gospel. Paul would read to them the prophecies about the Messiah that Jesus had all fulfilled with His life and death. When they saw how Jesus fulfilled the prophecies, he hoped they would believe.

When Sabbath day came, many Jews and Greek people filled the synagogue's stone slab benches, ready to worship the Lord. They sang psalms and prayed; then, they were ready to hear from God's Word.

"Does anyone have something they would like to

**Story-telling Tips**

Ahead of time:

1. Read the Bible verses and story. Pray!
2. Create story cue cards on index cards (or highlight text).
3. Practice telling story dramatically, timing your presentation. Shorten, if necessary to fit your allotted time.
4. Decorate area with story props that help bring your story alive.

During your presentation:

1. Maintain as much eye contact as possible as you tell the story. Point to/ use props at important points in the story. Include the kids in your story with a few questions about what they think will happen or words/concepts that might be new to them.
2. Watch the kids for signs that their attention span has been reached. Shorten, if necessary.

say?" one of the rabbis asked.

Paul spoke up right away. "Friends, the Messiah has come," Paul told them. "His name is Jesus. He suffered, died and rose victorious over sin and death, just as the Scriptures told us He would. He now reigns in heaven and will one day return to judge all peoples and to establish His everlasting Kingdom. Repent of your sins and turn and trust in Him!" Paul urged them. "All who do will be saved!" Then Paul opened the scroll of God's Word and read many passages to them, proving that Jesus really was the Messiah promised by God.

The people were surprised by Paul's teaching. "Can this be? Could the Messiah really have come? Was He really this Jesus Paul was telling them about?" they wondered. No one had heard these things before.

But faith comes by hearing and hearing about Jesus by the Word of God. As Paul read the Bible to them, the Holy Spirit began to work in the hearts of some of the Jews and many of the Greeks who listened. Their hearts were filled with faith, trusted in Jesus and were saved.

These new believers joined together as the first little church in Thessalonica. Eagerly they met together each week to hear Paul teach from the Bible. They began to do the good works that pleased the Lord: not only praying and worshiping the Lord, but also helping the poor and sharing the gospel. One of them—a man named Jason—gave Paul, Silas and Timothy a place to stay at his home. Paul, Silas and Timothy were overjoyed at the Lord's work done in these Thessalonians through the reading of His Word and the work of the Holy Spirit in their hearts.

But not everyone listening in the synagogue was pleased with Paul's new teaching—especially a lot of the Jews. Even when he read from the Bible the passages that showed that Jesus was the Messiah, they were hard-hearted. And when many people who had worshiped in the synagogue became Christians, they became very jealous.

"We must do something about Paul! We can't let him keep teaching like this!" they exclaimed. "Let's get him in trouble with the Romans. Surely we can think of something he's said to use against him," they decided.

Soon they came up with a evil plan. They went to the agora (market place) and offered money to some men

to help them. "We want you to spread lies about Paul. Tell everyone that he's trying to get people to follow a new king named Jesus, instead of Caesar, the Roman king. Make a big scene. We want a riot! Then go down to Jason's house, beat down the door and grab Paul and his friends. The crowd will take care of the rest!" they told these men. The men agreed to this evil plan.

Before long, these men had stirred up an angry mob, who went pushing, shoving and destroying their way down to Jason's house. They had come to kill Paul, Silas, and Timothy.

The new Christians acted quickly. They hid Paul and his friends, leaving only Jason and some other Christians in the house. When the angry mob burst in and found no Paul, Silas and Timothy, they grabbed Jason and the others instead. They dragged them down to the Thessalonica leaders for punishment. "Paul and his friends are telling people to follow a new king named Jesus instead of Caesar. These men have been taking care of them. Punish them!" they demanded.

Jason and the others were questioned. As punishment, they had to pay money to the leaders and promise to have nothing to do with Paul and his friends.

That night, Paul, Silas and Timothy came out of hiding and met with Jason and the other believers. "You must leave town now or the crowds will kill you," they warned Paul and his friends. "We will sneak you out with two of our men as protection. Where do you want to go?" they asked him.

"To Berea, in the mountains about fifty miles away," Paul answered. "We'll go to the synagogue there!" he told them. "Perhaps there will be more people gathered there with hearts softened by the Word of God and the Holy Spirit, ready to receive the good news of Jesus. I will go to them and show them from the Bible that Jesus Christ is indeed the Messiah," Paul said.

So off they went: Paul, Silas, and Timothy along with their escorts. Slipping away from danger and death once more so that faith might come to others by hearing, and hearing about Jesus, by the Word of God.

**Cracking the Case:**

**It's time to answer our Case Questions.**

**1. Who were the Synagogue Stalkers? What was their message?**

Paul, Silas and Timothy were the Synagogue Stalkers. Their message was the good news of salvation through Jesus.

**2. What was so special about the synagogues that they always told their message there first?**

The synagogues were usually the only place in a city where the Bible was read and explained. God would use His Word to give faith to those the good news of Jesus, as proclaimed in the Bible.

**Something For You and Me**

**Our Bible Truth is:**

**God's People Read His Word, the Bible**

**Our Bible Verse is: Psalm 119:11,15-16**

"I have stored up your word in my heart, that I might not sin against you. I will meditate on your precepts and fix my eyes on your ways...I will delight in your statutes; I will not forget your word."

Paul knew that the Lord used His Word and the Holy Spirit to soften the hearts of people and make them ready to receive the good news of Jesus. He loved to show these people from God's Word how Jesus was indeed the promised Messiah. He was overjoyed as he saw them eagerly listen and believe.

What about you and me? Do we spend time reading the Bible? If we do, God can use it to work powerfully inside our hearts, just like He did in the people of Thessalonica, long ago.

Let's praise God for giving us His Word to read. Let's ask Him to use it in our lives, to help us turn away from our sins and trust in Jesus as our Savior. Let's ask Him to use it to change us so that we might live to love God and others, like Jesus.

*Close in prayer.*

**Closing ACTS Prayer**

**A** God, we praise You for being the One Who Saves Us by Your Word and by Your Holy Spirit.

**C** God, we confess that many times we do not appreciate that we get to hear Your Word so easily and that we can even own our own Bibles. Many times we are too lazy to read more about You or would rather do other things. We need a Savior!

**T** God, we thank You for choosing to work so powerfully through Your Word. Thank You that through it, You bring us to know You and want to turn away from our sins and follow You. Thank You that You give your people courage to continue to tell others about You, even when they know that others may hurt them.

**S** God, work in our hearts! Help us to turn away from our sins and trust Jesus as our own Savior. Send Your Holy Spirit to work in our hearts so that we would love and live for You, even when it is very hard. Give us a love for Your Word. Use it to save us and to love and serve You more and more.

**Special Words**

**Thessalonica:** The large, capitol city of Macedonia back in Paul's day.

**Scroll:** Someone who learns from a teacher and follows his example. All Christians are disciples of Jesus, but disciple is also a special word that we use to talk about Jesus' first closest followers--the Twelve disciples.

**Messiah:** The promised king foretold in the Bible that God would send to save His people and rule over God's kingdom forever.

**Agora:** Roman name for the marketplace where food and goods were bought and sold.

**Mob:** A group of angry people who are hard to control.

# **ACTS PRAYER ACTIVITY**

Use this sheet to write down your ACTS Prayer

## **Instructions:**

Use this sheet to help the children apply the Bible Truth into a prayer. You can use the ACTS provided or even better, have the kids think of their own applications. Also have the children add their personal requests to the prayer, too. Lead the children in the prayer or let them pray sections, with your help. Never force a child to pray! Non-readers can participate by you whispering a section of the prayer into their ear and allowing them to pray it aloud for the group.

### **ADORATION:**

Praise God for being the Giver of His Word, the Bible.

God, we praise You for being.....

---

Add your own Adorations:

---

---

### **CONFESSION:**

Confess that many times we do not want to read His Word. We would rather do other things. Confess that we don't love or follow His Word as we should. We need a Savior to save us from our sins!

God, we have sinned against You....

---

---

Add your own Confessions:

---

---

### **THANKSGIVING:**

Thank God for His Word that tells us what He is like and how He wants us to live. Thank Him for His Holy Spirit who helps us understand it and uses it to change us.

God, we thank You for...

---

Add your own Thanksgivings:

---

---

---

### **SUPPLICATION:**

Ask God to use His Word to help us turn away from our sins and trust in Jesus as our Savior. Ask God to help us read the Bible more. Ask God to use it to help us know, love and obey Him. Ask Him to use to grow our faith in Him.

God, we need Your help...

---

Add your own Supplication:

---

---

---

## **SNEAKY SNACK**

Can you figure out how this snack ties in with our case?

---

### **Snack: Scrumptious Scrolls**

Macedonian-flavored scrolls. Take a tortilla “scroll”, cutting off top and bottom to make straight sides. Spread hummus—traditional to Macedonia—and spread a thin coat on the tortilla. Roll up each side until the two sides meet in middle, like a rolled up scroll. Can put a slice of lunch meat on top of hummus for a nice taste. Can secure with a red licorice lace tie, if necessary.

This is only a suggestion. Feel free to modify. Be mindful of allergy issues among your children!

**Case Tie-in:** Paul preached to the people of Thessalonica from God’s Word, written down on scrolls.

---

## **SOUL FOOD**

Food for thought during snack time

---

1. What does the snack have to do with the story?

Choose a few questions from the other activity discussion sheets to talk about during this snack time.

2.

3.

4.

5.

6.

7.



Directions: Read and discuss Bible Truth, using a FEW of the questions. Play game. Feel free to modify the game to fit your children.

### God's People Read His Word, the Bible

The Bible is God's Word. It tells us about God and His wonderful plans. It tells us about this world, about who we are and what Jesus has done for us. God's Word is very different from our words. His Word is perfectly true. It tells us everything we need to know to live the way God wants us to live. And, it doesn't just tell us what we need to know, it can change us, too. The Holy Spirit works in God's people when they read the Bible. He gives them wisdom and helps them to know, love and obey God. He uses it to help their faith keep growing strong.

### Understanding the Bible Truth

1. Why is the Bible unlike any other book? *Because it is God's Word.*
2. What does the Bible tell us? *About God, about who we are and why God made us. How God wants us to live.*
3. How are God's Words different from our words? *They don't just tell us things, they have the power to change us.*
4. Who works in God's people when they read the Bible? How? *The Holy Spirit. He gives them wisdom and helps them to love and obey God.*
5. How often should we try to read God's Word? What else should we do? *We should try to read (or have it read to us) every day. We should also try to memorize it.*
6. What happens when God's people do these two things? *They will grow stronger and stronger in their faith.*

### Story Connection Questions

1. What does our story have to do with our Bible Truth? *Paul went to the people in the synagogue and read from the Bible to show them that Jesus really was the promised Messiah of God, come to suffer and die for His people's sins.*

### Bible Verse Connection Question

1. What does our Bible Truth have to do with our **Bible Verse: Psalm 119:11,15-16**: "I have stored up your word in my heart, that I might not sin against you. I will meditate on your precepts and fix my eyes on your ways...I will delight in your statutes; I will not forget your word."?

*This verse reminds us that God's people delight in God's Word, the Bible. They think about it and even memorize it so that they might not sin against God. They know that God's Word is not just true. It is powerful to change them to be more like Jesus. They don't want to neglect it, because they want to know God and please Him most of all.*

### ACTS Questions

1. What is something we can praise God for because of this Bible Truth?  
*Praise God for being the Giver of His Word, the Bible.*
2. What are sins we can confess to God because of this Bible Truth?  
*Confess that many times we do not want to read His Word. We would rather do other things*
3. What is something we can thank God for because of this Bible Truth?  
*Thank God for His Word that tells us what He is like and how He wants us to live.*
4. What is something we can ask God for because of this Bible Truth?  
*We can ask God to work in our hearts that we would want to confess our sins, turn away from disobeying Him and trust in this wonderful Jesus as our own Savior. We can ask God to help us read the Bible more. And, that He would use it to help us grow in our faith in Him and grow in our knowledge, love and obedience to Him.*

**Life Application Questions**

1. If reading the Bible is so good for us, why do we have such a hard time wanting to read it sometimes? *We are all sinful people who love to do things our own way, most of all. It is not surprising that we find it hard to do what God wants us to do. We need to turn from our sins and trust in Jesus as our Savior. We need to ask God to send His Holy Spirit to give us more hunger and discipline to hear His Word.*

2. What difference will it make if God's people read and memorize God's Word? *He will use it to help them love and know Him better. They can know the many blessings of doing things God's way rather than the bad consequences of sinning against Him. They can ask the Holy Spirit to use the words they hear to bear more obedience and delight in God in their hearts and lives.*

**Gospel Question**

1. We are all born sinners. None of us love God as He created us to. What hope is there for sinners like us? *God is the good Creator and King of the world. He made people to worship Him and live by His good laws. But we are all sinners who have rebelled against Him. We all deserve death--God's just, eternal punishment for our sins. How terrible! But God has good news for us. In His great mercy, God sent His Son Jesus to earth to save sinners. Yes, Jesus, the perfect Son of God, left His home in heaven and became a man. He lived the perfect life that pleases God. (He's the only one who has ever done that!) He offered it up to God His Father as the perfect sacrifice for sins when He suffered and died on the cross. Then, on the third day, Jesus rose from the dead in victory. He had fully paid for the sins of God's people, so they wouldn't have to! Now all who turn away from their sins and trust in Jesus as their Savior will receive forgiveness of sins and eternal life with God. They will be His very own special people who will know Him and enjoy Him forever. We can be God's people, too, if we turn from our sins and trust in Jesus as our own Savior.*



## Game: Beanbag Grand March

### Materials

Small bowl or bag  
1 Bean Bag per child  
CD and CD player  
Bible Truth Questions

### Preparing the Game

1. Choose 20+ questions for your game from the Bible Truth Discussion Questions, or make up your own.
2. Write the Bible Truth questions on small thin strips of paper (or make a photocopy of the Bible Truth Discussion Questions and simply cut them into strips) and put them in the bag/bowl.

### Playing the Game

Have the children form partners, then form a big double circle. Give each child a bean bag. Have them balance them on their heads. Tell the children that you will start the music and tell the children to move however you command them to move, such as march, walk, skip, tip toes, big knee bends, pat head, fly like a bird, etc. (BUT NOT RUN!!!) and try not to let their bean bag fall off their heads. When/if the bean bag falls off, a team is to sit down. When the music stops, all of the seated children are asked a question. If they get the right answer, then everyone is released to the march again. If not, then they must wait until the next time a question is asked and answered correctly.

Game continues as number of questions, time, and attention span allow.

NOTE: Have the children who are "out" help make up actions for the other children to do, put them in charge of the music, etc. along with you. This will keep them happily occupied as they continue.

### Non-competitive Option

Let all the children whose beanbag fell join back into the march, even if the class misses the question. Add the missed question back into the bag for further review.

### Optional TAKING IT TO OTHERS Activity: Quiz Questions

Have the children choose a few of the questions from the game to ask the parents/other children during TAKING IT TO OTHERS time. Help pre-readers by whispering the question in their ear and letting them ask it aloud to the parents/other children. Make sure you read the Bible verse aloud before you ask your questions.

Directions:

1. Write words to song in large print before class.
2. Play the song for the children, helping them follow along on the song sheet.
3. Discuss the song, using a few questions from the discussion sheet. *Don't use them all!*
4. Introduce sign language for key words of your choice from sign language sheet for your song. Use as few or as many as you think the children can learn.
5. Sing and sign the song. Sign language as well as large format lyrics and sheet music are found in the PFI Unit Songbook or online.
6. If desired, play the Song Game.

**Optional TAKING IT TO OTHERS Activity: Presenting and Singing the Song**

1. Sing and sign the song, encouraging the watching children/parents to join in.
2. Ask the class some of the questions listed below. The Bible Truth Connection Question is particularly good to help them understand how the song ties in with the Bible Truth.

**Trust and Obey**

**Verse 1**

When we walk with the Lord  
In the light of His Word  
What a glory He sheds on our way!  
Let us do His good will;  
He abides with us still,  
And with all who will trust and obey.

**Refrain**

Trust and obey,  
for there's no other way  
To be happy in Jesus,  
but to trust and obey.

Words: John H. Sammis Music: Daniel B. Towner Public Domain

**Listen to it on PFI ESV Songs 12, Track 29**

**Understanding the Song**

1. What does it mean to walk with the Lord? *It doesn't mean to take a stroll or hike with Him. It means to live our lives in obedience to His Word.*
2. What does it mean to walk with the Lord in the light of His Word? *To do read the Bible and find out how God has told us in His Word He wants us to live, rather than just guessing how He wants us to live.*
3. What will He do if we walk with Him in the light of His Word? *He will shed His glory on our way.*
4. What does it mean that He will shed glory on our way? *He will keep us from doing sinful things that displease Him. He will help us to live a life that pleases Him When we do, He will bless us with peace and joy in our hearts and our lives will reflect the good way that He is to others. These things will be a display of His glory both to ourselves and to others.*
5. How can we know what God's good will is? *God's good will is following all of His commands He has given us in the Bible.*
6. What does it mean for God to abide with us? *It means for Him to be with us in our hearts, by His Spirit.*
7. Who does God abide with? *He abides with His people, those who have come to Him in faith and who live their lives in trust and obedience to Him.*
8. What does it mean to trust and obey? *To rest joyfully in who God is and have faith that He is perfect in what He has allowed to happen and has good purposes for what He has allowed. To obey means to keep doing the things that God wants His people to do: pray, rejoice in Him, love others, keep His laws, take comfort in His Word, etc.*

**Bible Truth Connection Question**

1. How does this song relate to our Bible Truth: **God's People Read His Word, the Bible?**

*God's people read the Bible so that they can "walk in the light of His Word", living lives in loving obedience to Him. They know that they glorify Him when they live this way.*

**Story Connection**

1. How does this song relate to today's story? *Paul went to the synagogue with the message of Jesus first because he knew that they had been seeking to live their lives "in the light of His Word." They would be most likely to have hearts softened through the Word, by the Holy Spirit to receive the good news of Jesus.*

**Bible Verse Connection Question**

1. What does this hymn have to do with our Bible Verse: **Psalm 119:11,15-16**: "I have stored up your word in my heart, that I might not sin against you. I will meditate on your precepts and fix my eyes on your ways...I will delight in your statutes; I will not forget your word."?

*We are all sinners. We are unworthy of God's forgiveness. But God is faithful and just...and oh, so, merciful. He sent Jesus to save all who confess their sins to Him, turn away from their sins, and trust in Jesus as their Savior. God's people know that God has forgiven them and not through any easy way, but through the suffering and death of Jesus on the cross. When they think about how Jesus, the very Son of God, died to save them, they wonder at His glorious love and their own unworthiness.*

**Life Application Questions**

1. How can we be affected by the message of this song? *We can praise God for giving us His Word to know how to live to love and please Him. We can ask Him to give us faith to turn away from our sins and trust in Jesus as our Savior, as His Word tells us to. We can ask Him to give us a hunger to read His Word more and live what we learn, so that His glory might be reflected out from our lives.*

**ACTS Questions**

1. What is something we can praise God for from this hymn?

*Praise God for the Giver of His Word that we can know how to obey it.*

2. What are sins we can confess to God from this hymn?

*That many times we do not trust or obey God and His Word. We choose to do things our own way. We are sinners who need a Savior!*

3. What is something we can thank God for from this hymn?

*We can thank God giving His people wisdom about how He wants them to live through His Word (sheds light on their way).*

4. What is something we can ask God for from this Bible verse?

*That God would work in our hearts that we confess our sins, might turn from our sins and trust Jesus as our Savior. We can ask Him to give us faith to trust in Him and grace to obey His Word. We can ask Him to do His good will in us and through us.*

**Gospel Question**

1. Each of us needs to trust and obey God, but we are sinners. What hope is there for us? What is this amazing good news of God's love? What is the gospel?

*God is the good Creator and King of the world. He made people to worship Him and live by His good laws. But we are all sinners who've rebelled against Him. We all deserve death--God's just, eternal punishment for our sins. How terrible! But God has good news for us. In His great mercy, God sent His Son, Jesus to earth as a man to save sinners. He lived the perfect life that pleases God. (He's the only one who's ever done that!) He offered it up to God His Father as the perfect sacrifice for sins when He suffered and died on the cross. Then, on the third day, Jesus rose from the dead in victory. He had fully paid for the sins of God's people, so they wouldn't have to! Now all who turn away from their sins and trust in Jesus as their Savior will receive forgiveness of sins and eternal life with God. They will be His very own special people who will know Him and enjoy Him forever. We can be God's people, too, if we turn from our sins and trust in Jesus as our own Savior.*

## **Song Game: Word Take Away**

### **Materials**

Sign Language Signs and Song

White board and marker

Eraser

### **Preparing the Game**

1. Write the words to the song on a white board.

### **Playing the Game**

1. After children have learned the song and signs well, then tell the children that you are going to leave out words from the song (that you've learned signs for) and just do the sign in its place.

2. Have the children help you choose a word to take out. Erase the word from the board. Review the sign the for erased word.

3. Sing the song, trying to remember to NOT sing the word and do only the sign.

4. Continue to take out words until all of the words (with signs) have been taken out.

Game continues as number of questions, time, and attention span allow.

choose a FEW questions for discussion, then choose the game and/or music activity

**Meditation Version: Psalm 119:11, 15-16**

"I have stored up your word in my heart, that I might not sin against you. I will meditate on your precepts and fix my eyes on your ways...I will delight in your statutes; I will not forget your word."

**Alternate Memory Version: Psalm 119:11**

"I have stored up your word in my heart, that I might not sin against you."

**Understanding the Bible Verse**

1. Whose word is this verse talking about? *God's Word.*
2. What does it mean to store up God's Word in our hearts? *It means to memorize it so that we know it without someone having to read it or tell it to us.*
3. What good is it to memorize God's Word? *It will help us know what God wants us to do, so that we might not sin against Him.*
4. What does it mean to meditate on something? *It means to slowly think about what something means and how to apply it to our lives.*
5. What is a precept? *A commandment or a teaching about how we should live.*
6. What are God's precepts and where can we find them? *Anything God tells us He wants us to do. We find His precepts in the Bible.*
7. What does it mean to meditate on God's precepts? *To know what they are and then think about how you should live your life by them.*
8. What does it mean to "fix our eyes on God's ways"? *To think about the way God is and to praise Him for His amazing wisdom, power, love and mercy He shows in them. To think about how we should live, in light on what He is like.*
9. What are God's decrees and how do we delight in them? *God's decrees are all that He has chosen to do in this world, and all He had told us that He wants us to do. We delight in them by trying to understand them, by praising Him for them and by trying to obey them in our lives.*
10. What does it mean to not forget God's Word? *Not reading or listening to it regularly, not trying to understand what you hear or read, and ignoring it when you are deciding how to live.*

**Bible Truth Connection Question**

1. What does this verse have to do with the **Bible Truth: God's People Read His Word, the Bible?** *This verse reminds us that God's people delight in God's Word, the Bible. They think about it and even memorize it so that they might not sin against God. They know that God's Word is not just true. It is powerful to change them to be more like Jesus. They don't want to forget it, because they want to know God and please Him most of all.*

**Story Connection Questions**

1. What does the verse have to do with our story? *How did Paul show that he loved God's Word and would not neglect it, no matter what? He did not rely on just his own words when speaking to others about Jesus. He went to the synagogue and read from the Bible to show the people that God's Word showed that Jesus was the promised Messiah.*

**Life Application Questions**

1. Why should we be so careful to meditate, delight and not neglect the Bible? *Because it is not just anyone's words. It is God's Word. He made us and knows exactly how He wants us to live for His glory and our good. The Bible is not just words, but is powerful. The Holy Spirit will use the words of the Bible to work great changes in our hearts.*
2. What is the first step that God calls each of us to do to delight and obey His Word? *To turn away from our sins and trust in Jesus as our Savior that God would forgive us and make us His special people.*

**ACTS Questions**

1. What is something we can praise God for from this Bible verse? *Praise God for being the Giver of His Word to us.*
2. What are sins we can confess to God from this Bible verse?  
*That many times we choose not to delight in God's Word. We choose not to meditate on it or memorize it. We choose not to obey it. We deserve God's punishment! We need a Savior!*
3. What is something we can thank God for from this Bible verse?  
*We can thank God using His Word to help His people not to sin against Him.*
4. What is something we can ask God for from this Bible verse?  
*We can ask God to work in our hearts that we would want to confess our sins, turn away from disobeying Him and trust in this wonderful Jesus as our own Savior. We can ask Him to give us delight in His Word and help us to meditate on it and memorize it. We can ask Him to work powerfully in our lives through His Word.*

**The Gospel**

1. This verse encourages us to hide God's Word in our hearts that we might not sin against Him. This is good, however, the Bible makes it clear that hiding God's Word in our hearts will never be enough to keep us from sinning completely... and it certainly cannot bring us forgiveness for our sins. But God's Word also tells us the wonderful story of what God has done to save sinners like us. Can you tell me this good news, the gospel?  
*God is the good Creator and King of the world. He made people to worship Him and live by His good laws. But we are all sinners who have rebelled against Him. We all deserve death--God's just, eternal punishment for our sins. How terrible! But God has good news for us. In His great mercy, God sent His Son Jesus to earth to save sinners. Yes, Jesus, the perfect Son of God, left His home in heaven and became a man. He lived the perfect life that pleases God. (He's the only one who has ever done that!) He offered it up to God His Father as the perfect sacrifice for sins when He suffered and died on the cross. Then, on the third day, Jesus rose from the dead in victory. He had fully paid for the sins of God's people, so they wouldn't have to! Now all who turn away from their sins and trust in Jesus as their Savior will receive forgiveness of sins and eternal life with God. They will be His very own special people who will know Him and enjoy Him forever. We can be God's people, too, if we turn from our sins and trust in Jesus as our own Savior.*



## Game: Balloon Find

### Materials

Bible Verse written up in large print so that all can see  
 2 large pieces of paper or poster board  
 Paper, pencil, permanent marker  
 Balloons, at least one per child and up to one per word of verse per team.  
 2 Baskets or garbage bags  
 Masking Tape

### Preparing the Game

Make copy of the verse per team and cut it apart into as many parts as there are balloons per team. Number these verse pieces in order. Make a sign per team of the verse. If you have a lot of non- or early readers, write the verse in easy to read print, numbering each word/section that correspond to the sections on the cut-up version of the verse. If your children are all proficient readers, do not write the verse on the poster board, but simply draw lines and number them 1-10, corresponding to the 10 verse pieces. Write down and cut out the numbers used on the verse pieces and put in a little bag or jar. Designate particular colors /shapes of balloons for each team. You can choose to have only one color per team (i.e., Team 1 has only blue balloons); Team 2 has only red ones) or multiple colors/shapes per team (i.e., Team 1 has orange and blue balloons, Team 2 has red and blue balloons). Roll up the pieces of paper and insert each one into each of the balloons. Write the corresponding number on the outside of the balloon with the permanent marker. Make sure to have a complete set of the verse for each team. Store each set of balloons in baskets or garbage bags until game time. Make a circle of masking tape: one larger one in the middle, where all the balloons will be released. Make two starting lines, one for each team.

### Learning the Verse

Some or all of your children may be non- or early readers. Teach the verse in sections, having them say it after you. Repeat a few times. Add clapping or other movement as they say it.

### Directions

1. If desired, lead the children in a discussion of a **FEW** of the most important questions before beginning game.
2. Explain the game to them as follows:

Split the children into two teams and have them stand/sit in line. Tell them that all the words to the Scripture Verse are inside of the balloons. Let them know what color balloons their team will be looking for. Release all the balloons into the middle circle. Say the verse together as a group. Draw a number out of the bag and tell it the group. Then, at your word, let the first child in each team go find the correctly numbered balloon from the pile of balloons. They will each bring back their balloon and sit on it to pop it (or let you or someone else pop it. Remove the piece of verse and put them in a pile. Everyone one then says the verse again, the teacher pulls another number out and the next two children go to find the new number. Continue until all the numbers are found. Have each team stick their verse pieces up on their poster board, then say the verse together. If working with less confident readers, point out to them that they can use the sign you made and the numbers in the verse pieces as hints to help them line it up properly. The team then says the verse together. The first team to do so, wins. The first team who does, wins. Game continues until all children get a turn, or as time and attention span allow.

**Non-competitive Option:** Have the teams add each piece of verse to their poster board as it is retrieved from the balloon. At the end, have everyone say the verse together again.

### Optional TAKING IT TO OTHERS Activity: Quiz Questions

Have the children choose a few of the questions from the game to ask the parents/other children during TAKING IT TO OTHERS time. Help pre-readers by whispering the question in their ear and letting them ask it aloud to the parents/other children. Make sure you read the Bible verse aloud before you ask your questions.

## Directions:

1. Write words to song in large print before class.
2. Play the song for the children, helping them follow along on the song sheet.
3. Discuss the song, using a few questions from the discussion sheet. *Don't use them all!*
4. Introduce sign language for key words of your choice from sign language sheet for your song. Use as few or as many as you think the children can learn.
5. Sing and sign the song. Sign language as well as large format lyrics and sheet music are found in the PFI Unit Songbook or online.
6. If desired, play the Song Game.

**Optional TAKING IT TO OTHERS Activity: Presenting and Singing the Song**

1. Sing and sign the song, encouraging the watching children/parents to join in.
2. Ask the class some of the questions listed below. The Bible Truth Connection Question is particularly good to help them understand how the verse ties in with the Bible Truth.

**I Have Stored Up Your Word: Psalm 119:11,15-16**

## Refrain:

I have stored up your word in my heart,  
That I might not sin against you,  
I have hidden your word in my heart,  
That I might not sin against you.

I'll meditate on your precepts,  
And fix my eyes on your ways.  
I'll delight in your statutes,  
I will not forget your word. *Refrain*

Psalm One-nineteen, eleven through sixteen.

**Listen to it on PFI ESV Songs 12, Track 30**

**Song Game: Big Voice, Little Voice****Materials**

Song  
Sign language signs used in the song printed out onto little cards  
Blindfold

**Preparing the Game**

None.

**Playing the Game**

1. Practice the song and signs until the children know them well. Then tell them: "Children, we are going to hide a sign language sign and see if one of you can find it... with a little help from the rest of us!"
2. Choose someone to be "It" and blindfold them. Choose another child to hide one of the sign language cards. When it's hidden, "It" can remove the blindfold and begin to look.
3. The rest of the children will sing the song in a louder voice when "It" gets closer to the hidden sign and quieter when "It" gets further from the sign.
4. When "It" finds the hidden clue, another "It" is chosen and play begins again.

Game continues as number of questions, time, and attention span allow.

Directions: Read and discuss Bible Truth, using a FEW of the questions. Play game. Feel free to modify the game to fit your children.

### General Story Questions

1. Why were Paul and Silas bruised up? *They had been beaten in Philippi for telling the good news of Jesus.*
2. Why would Paul, Silas and Timothy might have wanted to stop in Amphipolis? *It was a beautiful city and would have been a good place to heal and rest.*
3. What interesting things would Paul have seen when he got to Thessalonica? *The agora with its temples to the Greek gods and Caesar; all the stalls of food and goods for sale; all the people from faraway places.*
4. What was Paul most interested in finding in Thessalonica and why? *The synagogue because that was the one place where people gathered to worship God and hear His Word read.*
5. Why did Paul want to tell the people in the synagogue about Jesus first? *They already believed in the Lord and read His Word. They very well might have hearts softened by the Spirit through the reading of God's Word, ready to receive the good news about Jesus.*
6. What did the new believers do? *They formed a little church. They listened to more of Paul's teaching from the Word about Jesus. They gave hospitality to Paul.*
7. Why were many of the Jews at the synagogue jealous? *Because they had lost so many followers.*
8. What did the Jews decide to do to stop Paul? *Pay some bad men to spread lies about Paul and what he said about Jesus; stir up a mob; try to get Paul and hurt him.*
9. Why didn't the mob get Paul and Silas at Jason's house? *They weren't there. They were hiding.*
10. What did they do to Jason and the other believers? *Dragged them away and took them to the city leaders for punishment.*
11. What punishment did the city leaders give Jason and the others? *They were fined money and told to have nothing to do with Paul.*
12. What did they do with Paul, Silas and Timothy the night after the riot? *They gave them an escort and helped them escape to Berea.*
13. What did Paul hope to do in Berea? *Go to the synagogue and tell the people gathered there about Jesus, from the Scriptures.*
14. How did Paul show that he believed that the Lord used His Word to change people's hearts? *He chose to go to people who read God's Word first because their hearts would be most likely to be softened from God's Word; He chose to use Scripture to prove to others that Jesus was the Messiah, not just his own words.*
15. Why do you think it is important to read (or listen) to the Bible most every day? *Because God will use it to soften and change our hearts. We will be more likely to love and obey Him, if we do.*

### Bible Truth Connection Questions

1. What does this story have to do with our Bible Truth: God's People Read His Word, the Bible? *Paul went to the people in the synagogue and read from the Bible to show them that Jesus really was the promised Messiah of God, come to suffer and die for His people's sins.*

### Bible Verse Connection Question

1. What does the story have to do with our **Bible Verse: Psalm 119:11,15-16**: "I have stored up your word in my heart, that I might not sin against you. I will meditate on your precepts and fix my eyes on your ways...I will delight in your statutes; I will not forget your word."?  
*Paul showed that he loved God's Word and would not neglect it, no matter what. He did not rely on just his own words when speaking to others about Jesus. He went to the synagogue and read from the Bible to show the people that God's Word showed that Jesus was the promised Messiah.*

### Life Application Questions

1. Why do you think it is important for God's people to read (or listen) to the Bible most every day? *Because God will use it to soften and change their hearts. They will be more likely to love and obey Him, if they do.*
2. How can we become God's people? *By turning from our sins and trusting in Jesus as our Savior.*

**ACTS Questions**

1. What is something we can praise God for being that we learned in our story? *Praise God for being the Sustainer of His people even through the hardest times.*
2. What is something we can confess as sin that we learned in our story? *Confess that we many times do not really care about God's Word. We would rather play or do other things than listen to it.*
3. What is something we can thank God for that we learned in our story? *We can thank God for giving us His Word so that we can know Him, how to be saved and how to live lives in obedience to Him. We can thank God for all the many people who risked their lives to give us the Bible to read in our own language and that people like us might hear the good news of Jesus.*
4. What is something we can ask God for that we learned in our story? *We can ask God to use His Word to work in our hearts that we might turn away from our sins and trust in Jesus as our Savior. We can ask God to use His Word to soften our hearts to Him and His good ways. We can ask Him to give Christians even today courage to risk their lives to tell others about Jesus and to bring God's Word to them.*

**The Gospel**

1. What is the good news of Jesus that Paul preached to others through the Bible, God's Word? What is the gospel? *God is the good Creator and King of the world. He made people to worship and obey Him. That is the right way to live and the best way to live. Yet all people have chosen to rebel against God. They have chosen to live life their own way. They all deserve God's eternal punishment for their disobedience. Yet God is so rich in mercy and love! He sent His Son Jesus to earth to live a perfect life and offer up His life as the complete and perfect payment for the sins of all who would ever say no to sinning, confess their sins to God and trust in Jesus as their Savior. God raised Jesus up from the dead on the third day, showing that God had accepted Jesus' sacrifice. Now to all who turn from their sins and trust in Jesus as their Savior, God promises to forgive them their sins and make them His very own special people who will know Him and enjoy Him forever. If we do this, then God will forgive us and make us His own special people! He will fill us with the Holy Spirit so that we know Him, love Him and live for Him more and more! And one day, He will bring us to live with Him in heaven, forever happy!*

## Game: The Answer's in the Tent

### Materials

Various props, objects, costumes, or even pictures from the story, enough for one idea per child at least.

A small pup tent or blanket and chairs made into a tent

Paper and pencil/pen to write down questions

Jar or bag

### Preparing the Game

1. Make a list of main characters, objects, elements from the story. For example in the story of Jesus being tempted in the wilderness you could have rocks, bread, blocks (like from the Temple), a globe, a red robe/shirt, etc. (for Satan), white robe for angels who came to comfort Jesus at the end, a Bible (the word of God that Jesus used to refute Satan), a picture of a desert or the sun, the number 40 (for 40 days and nights without food). The Plan-a-Play story sheet is a good source of ideas. If desired, you can write different point values--such as 5, 10, 25 points-- on questions, depending upon how hard they are. Place these objects in the tent.

2. Make up questions that have these props as their answers, such as: What did Satan tempt Jesus to turn the rocks into when He was so hungry? (bread)

3. Place the questions in a jar or bag.

### Playing the Game

Have the children sit down in lines of equal teams. Tell them that in the tent are answers to the questions that you have folded up in the bag. They will take turns listening to a question and having the first person in line go into the tent and find the prop/costume piece/etc. that answers the question. If a team doesn't get the right prop, then the first person from the other team gets to go up and see if they can find it for a point.

Continue until all have had a chance to play or all questions have been answered. Tally points. Repeat game as time and attention spans allow.

### Non-competitive Option

Don't put points on the questions. Don't split into teams, but instead sit in a circle around the tent. Have the children take turns going into the tent to retrieve the prop that fits the answer to the question.

### Optional TAKING IT TO OTHERS Activity: Quiz Questions

Have the children choose a few of the questions from the game to ask the parents/other children during TAKING IT TO OTHERS time. Help pre-readers by whispering the question in their ear and letting them ask it aloud to the parents/other children.

**CASE REPLAY ACTIVITIES****P.1**

Use this guide to review the Case Story and act it out for others to enjoy!

**CASE REPLAY, JR: YOUNGEST CHILDREN**

**Description:** The children will act out the story together, everyone doing the same action/sound effect at the same time. This activity is most suitable for kindergarteners.

**Materials**

The Case RePlay, Jr. script for younger children

**Preparation**

1. Read through the script and write in the blanks along the side possible actions/sound effects the children could do to act it out.

**Instructions**

1. Tell the children that they will be re-enacting the story together as you tell it.
2. As you read the script, lead the children in actions/sound effects to do with you.
3. If desired, you can read the script and stop at certain sentences and ask them what a good action/sound effect would be to act out what you just read.
4. Repeat the re-enactment one or two times more.

**CASE REPLAY, SR: OLDER CHILDREN**

**Description:** The children act out the story as a three-scene play. You will narrate it using the Case RePlay, Sr. script and they will act it out (no spoken words, for the most part), with each child assuming a different character's role. This activity is most suitable for first grade and up. You will review the story, then practice it a few times before performing it for others.

**Materials**

The Case RePlay, Sr. script

White board or other large format paper

Costumes and props

**Preparation**

1. Prepare for the play by choosing costumes and props for each character in the story. Decorate the area with any scenery props.
2. Write the words "Beginning," "Middle," "End" on a large piece of paper/whiteboard with plenty of space under each heading. You will use this paper to help the children think about the story as a three-scene play, as it is presented in the script.

**Instructions**

1. Tell the children that they will get to act out the story as a three-scene play, with a beginning, middle and end section. Tell them that before they can act it out, they need to think it out. as you narrate it with your script.
2. Take the children's answers as they recount the story, helping them put key incidents in the right order.
3. If desired, when they have filled in their Beginning, Middle, End, read through your whole (real) script, so they hear exactly what you will have them act out.
4. Then tell the children that it's time to practice acting out the story.
5. Assign parts to each child. If you are using costumes, do NOT give them out at this point. They will be a distraction.
6. Have all the children sit on the floor or in chairs on one side of the "stage," then call the characters up in place as their part in the story comes.
7. As you read the script, guide the children in where you want them to move or do to act it out.
8. After going through the whole script once, give out any costumes and props and act out the script once or twice more.

**Optional TAKING IT TO OTHERS Activity: Re-enacting the Story**

Read the script as the children act out together (younger) or assuming different roles (older) as the other children or the parents watch.



**CASE REPLAY, JR--YOUNGER KIDS (KINDERGARTEN) P.2**

Welcome to our play! The name of our story is called: The Case of the Synagogue Stalkers.

Our story takes place in Philippi and in Thessalonica. It takes place not long after Jesus died on the cross and rose from the dead.

And now we present: "The Case of the Synagogue Stalkers."

**Actions:**

**Scene 1:**

After a terrible beating in Philippi, Paul and Silas, along with Timothy, headed down the Egnatian Way from Philippi on their way to Thessalonica. They passed through the beautiful city of Amphipolis, a wonderful place to rest and heal their wounds; but they keep going towards Thessalonica. Paul and his friends go through the Arch of Galerius and into Thessalonica's busy streets. They see the agora, with its temples, its many stalls of food and goods, and people from many places.

---

---

---

---

**Scene 2:**

However, Paul is only interested in finding the synagogue, where the Word of God will be read to the Thessalonians who are seeking after God. They may have hearts softened by His Word and the Holy Spirit, ready to receive the good news of Jesus. On the Sabbath, Paul goes to the synagogue. He tells them about Jesus and shows them from the Bible that He is the Messiah promised by God in the Bible to suffer and die to save His people from their sins. Some Jews and many Gentiles hear and believe. Paul keeps on teaching the new little group of believers.

---

---

---

---

**Scene 3**

Many of the Jews were hard-hearted and jealous. They didn't want more people to follow Jesus. They paid bad men in the agora to spread lies about Paul's message about Jesus and start a riot. The mob swarms into Jason's house in hopes of finding Paul and Silas and harming them. They are not there, but hiding. The mob drags out Jason and other believers and take them to the city leaders to have them punished for helping Paul. The city leaders make Jason and the others pay a fine for helping Paul and make them promise to have nothing to do with Paul again. That night, Paul, Silas and Timothy sneak out of town with two escorts and head for Berea in the mountains. Paul knows there is a synagogue there in which he can once more share about Jesus with people who have been softened from reading the Word of God.

---

---

---

---

**Bible Truth Tie-In:**

The Bible Truth we are learning is: **God's People Read His Word, the Bible.** Paul went to the people in the synagogue and read from the Bible to show them that Jesus really was the promised Messiah of God, come to suffer and die for His people's sins.

---

---

---

## **CASE REPLAY, SR--OLDER KIDS (1ST GRADE AND UP) P.3**

Welcome to our play! The name of our story is called: The Case of the Synagogue Stalkers.

Our story takes place in Philippi and in Thessalonica. It takes place not long after Jesus died on the cross and rose from the dead.

The characters in our story today are: Paul, Silas, Timothy; the people buying and selling in the Agora; the Gentiles and Jews in the synagogue; Jason and the other new believers; the bad men in the Agora; the rioting crowd; the Thessalonian leaders.

And now we present: "The Case of the Synagogue Stalkers."

### **Scene 1: (Beginning)**

After a terrible beating in Philippi, Paul and Silas, along with Timothy, headed down the Egnatian Way from Philippi on their way to Thessalonica. They passed through the beautiful city of Amphipolis, a wonderful place to rest and heal their wounds; but they keep going towards Thessalonica. Paul and his friends go through the Arch of Galerius and into Thessalonica's busy streets. They see the agora, with its temples, its many stalls of food and goods, and people from many places.

### **Scene 2: (Middle)**

However, Paul is only interested in finding the synagogue, where the Word of God will be read to the Thessalonians who are seeking after God. They may have hearts softened by His Word and the Holy Spirit, ready to receive the good news of Jesus. On the Sabbath, Paul goes to the synagogue. He tells them about Jesus and shows them from the Bible that He is the Messiah promised by God in the Bible to suffer and die to save His people from their sins. Some Jews and many Gentiles hear and believe. Paul keeps on teaching the new little group of believers.

### **Scene 3: (End)**

Many of the Jews were hard-hearted and jealous. They didn't want more people to follow Jesus. They paid bad men in the agora to spread lies about Paul's message about Jesus and start a riot. The mob swarms into Jason's house in hopes of finding Paul and Silas and harming them. They are not there, but hiding. The mob drags out Jason and other believers and take them to the city leaders to have them punished for helping Paul. The city leaders make Jason and the others pay a fine for helping Paul and make them promise to have nothing to do with Paul again. That night, Paul, Silas and Timothy sneak out of town with two escorts and head for Berea in the mountains. Paul knows there is a synagogue there in which he can once more share about Jesus with people who have been softened from reading the Word of God.

### **Bible Truth Tie-In:**

The Bible Truth we are learning is: **God's People Read His Word, the Bible.** Paul went to the people in the synagogue and read from the Bible to show them that Jesus really was the promised Messiah of God, come to suffer and die for His people's sins.

## Paul and Silas, Wounded and Beaten

### Description

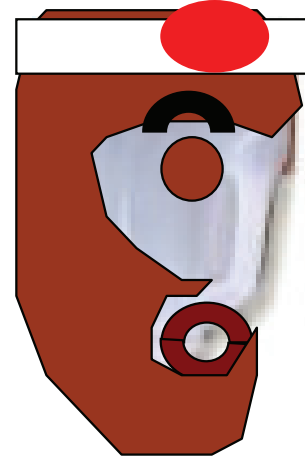
The children will make bandages to put on their milk jug head Paul/Silas...or just on themselves.

### Materials

Gauze...and lots of it  
Red WASHABLE markers  
Safety pins

For the Milk Jug Version also:

Empty plastic gallon water/milk jug, one per child  
White cardstock  
Sticky back (or regular) Felt or paper in brown, black, red  
Craft glue  
Markers  
Scissors



**Milk Jug Version**

### Preparing the Craft

Basic Version:

1. Cut out long strips of gauze.
2. Set out markers.

For the Milk Jug Version also:

1. Make copies of the patterns out of paper or felt, as many as are specified on each template.
2. Turn the milk jug upside down with the handle facing you. The handle is the nose and eyebrows of the man, the eyes will be made in the space on either side of the handle.

### Making the Craft

1. Show children your sample.
2. Have kids color in the gauze with red marker.
3. Have them wrap the gauze on their arms, legs, head, etc. and carefully add red marks (so as not to get on clothes) on the top layer of the gauze. Once more, fasten with safety pins.

Milk Jug Version:

1. Let the color in the eyes, mouth and beard and glue in place. (or stick the pieces in place, if using the sticky back felt)
2. Have the children put an ample amount of glue around the forehead of the milk jug man. Wrap a piece of gauze and secure with the safety pin.
3. Children can add red wounds to the gauze with the marker.

NOTE: There should be a serious air to this craft! Make sure you take time to talk about Christians suffering for the gospel and to pray for them.

### Making a Bible Truth Connection

Once the children have settled into their craft, use the Bible Truth- Craft Connection Sheet to lead discussion about the craft. Note that most of these questions echo the questions on the case board, providing a review of what the children learned earlier.

### Optional TAKING IT TO OTHERS Activity: Craft Presentation

If you are presenting the craft to other children or parents the children can hold up their crafts (or your model craft) and read their Bible Truth Connection answers to explain the importance of the craft.

**CASE CRAFT****Discussion Guide****Instructions:**

As the children are settled into making their craft, ask them these questions to help them understand the craft's significance. Use the answers provided to guide the children's answers.

**Discussion Questions**

1. In what cities were Paul and Silas beaten or threatened with beating in our story?

*In Philippi and Thessalonica.*

2. Why would the journey to Thessalonica been so hard for Paul and Silas?

*They hurt so much from the beating they had just received in Philippi. It would have been hard to walk 100 miles in that condition.*

3. Why was it so amazing that Paul and Silas were heading for the synagogue in Thessalonica after just being beaten up in Philippi?

*Because they knew that very likely if they shared the good news of Jesus in the synagogue there that the Jews would probably want to hurt them again.*

4. What is Bible Truth 8 that we are learning?

*Bible Truth 8 is: God's People Read His Word, the Bible.*

5. What does our craft--the clothes Tabitha made the widows--have to do with our Bible Truth?

*Paul was willing to suffer to show people from God's Word that Jesus was the Savior. He wanted them to turn away from their sins and trust in Jesus that much!*

6. What can our craft help us remember?

That God's people know that God uses His Word soften people's hearts that they might turn away from their sins and trust in Jesus as their Savior. Even today, in some parts of the world, Christians suffer for reading God's Word and telling the good news of Jesus to others.

**TAKING IT TO OTHERS****Craft Presentation****Instructions:**

Have children hold up your model craft/their crafts. Choose five children (or you say) the five sections below to explain the craft's importance.

**Presentation:**

1. Our craft is: Paul and Silas, Wounded and Beaten.


2. From Philippi, Paul and Silas headed towards the synagogue in Thessalonica, though wounded and beaten, because they wanted to go to read God's Word to the Jews there and show them that Jesus really was the Savior.

3. Our Bible Truth is: God's People Read His Word, the Bible.


4. Paul was willing to suffer to show people from God's Word that Jesus was the Savior. He wanted them to turn away from their sins and trust in Jesus that much!

5. Our craft can help us remember that God's people know that God uses His Word soften people's hearts that they might turn away from their sins and trust in Jesus as their Savior. Even today, in some parts of the world, Christians suffer for reading God's Word and telling the good news of Jesus to others.

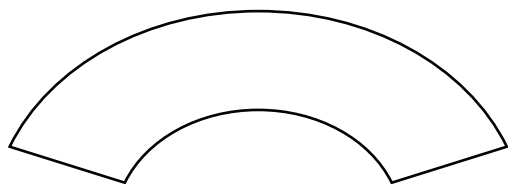
Note: Even non-readers can participate in presenting the craft, if you will whisper what they are to say in their ear and let them say it aloud for the others to hear.



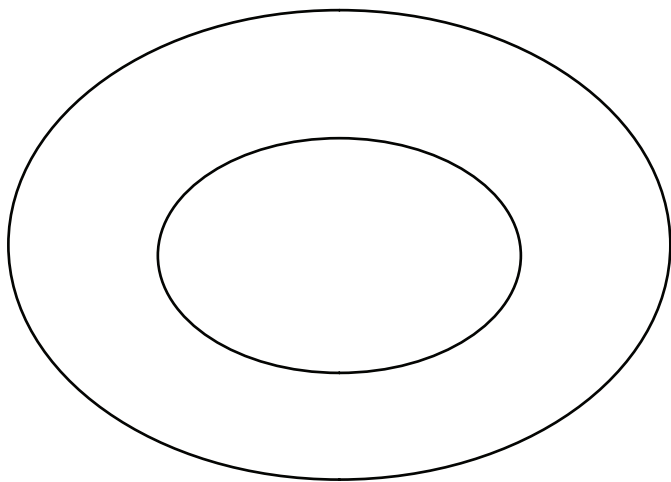
**Hair for Milk Jug**



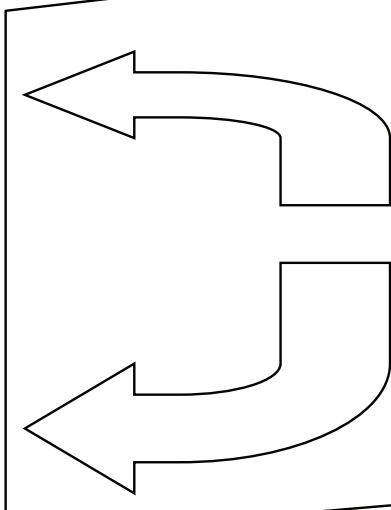




Craft Pattern #4 Eye brows



Craft Pattern #5 Mouth



Craft Pattern #6 Beard



**BEFORE CLASS:****1. PICK YOUR PERSON**

VIPPs can be anyone in your church! Typically, they fall into 6 categories: Church staff, Elders, Deacons/deaconesses, Special Volunteers (people who aren't paid, but spend a lot of time helping out in particular ways), Supported Workers (aka missionaries), and Church Members.

**2. GATHER YOUR FACTS**

Use the VIPP Information Sheet to write down the facts about your VIPP. The information on this worksheet is used in the VIPP activities, listed in the "Choose an Activity" section below.

**DURING THE ACTIVITY:****1. INTRODUCE YOUR VIPP**

Introduce your VIPP to the children, using the VIPP Information Sheet. Fill in a set of VIPP Clue Cards with the information for your VIPP. If desired, you can even have the actual person come into class for the children to meet.

Need help describing what someone does for the church in a kid-friendly way? Check out the list of common VIPPs on the Praise Factory website in the PFI resources. There are lots of kid-friendly descriptions for common VIPP's, such as pastors, elders, deacons and a lot more.

**2. PRAY!**

Lead the children in praying for the VIPP. Ask the children if they would like to pray for one of the VIPPs prayer requests. Even non-readers can pray for the VIPP if you whisper the prayer request in their ear, then let them say it aloud. Never force a child to pray!

**3. CHOOSE AN ACTIVITY**

There are two activities you can use to help the children learn about the VIPP:

**VIPP Clue Cards:** These are nine coloring sheets in which children fill in the nine things they learn about the VIPP from the VIPP Information Sheet. Photocopy a set of each child. Use as few or as many of these Clue Cards as you desire. They are found in the back of this book.

**VIPP Game:** This is a game that uses a set of Clue Cards for one or two VIPPs.

Choose a VIPP and fill in his/her information on the VIPP Information Sheet. Fill in a set of VIPP Clue Cards with the information for your VIPP. Tell the children about the VIPP, having them fill in the VIPP Clue Cards with the key facts as they learn them. Write any words the children need to write on a white-board or other piece of paper so they can see how to spell them. Help younger children write these words on their clue cards. Ideas for how to tell the children about many common VIPPs are listed at [praisefactory.org](http://praisefactory.org) with the resources for this Bible Truth.

**Optional TAKING IT TO OTHERS Activity: Introduce and Pray for the VIPP**

If you are presenting the VIPP to other children or parents you can assign children to hold up the 10 clue cards and say what each card tells about the VIPP. (Or, you can have the children hold them up as you tell what each one means.) Then lead the children in praying for the VIPP.

## Game: Hot and Cold Hide

### Materials

Information Sheet for one VIPP  
2 Set of Clue Cards  
8 8.5" x 11" Manilla Envelopes  
Blindfold

### Preparing the Game

1. Fill in one set of clue sheets for the VIPP you are using.
2. Tape the other (blank) set of Clue Cards to the outside of the manilla envelopes.
3. Put the filled-in clue cards in the corresponding envelope.

### Playing the Game

**Reveal:** Tell the children about the VIPP, showing them your filled-in clue cards as you tell about them.

**Review:** Choose one child to be "The Finder" and cover his eyes with the blindfold. Choose one of the Clue Card envelopes. Choose another child to be "The Hider". This child will hide the envelope somewhere in the room. When the clue is hidden, the Finder takes off his blindfold and begins to look for the envelope. The other children say "hot, cold, etc" as the child gets closer or further from the envelope to help the child find it. When the folder is found, the teacher (or the child) tells the Clue Card category. The other children try to remember what the VIPP's answer was. Open it up and see if they got it right. If they did, the Clue Card is retired. If not, it can be added back into the Clue Cards to be hidden.

**VIPP INFORMATION SHEET**

**VIPP NAME:**

\_\_\_\_\_

**WHAT VIPP LOOKS LIKE**

Man or Woman? \_\_\_\_\_

Hair color? \_\_\_\_\_

Eye color? \_\_\_\_\_

**FAVORITE ANIMAL**

\_\_\_\_\_

\_\_\_\_\_

**FAVORITE FOOD**

\_\_\_\_\_

\_\_\_\_\_

**FAVORITE FREE TIME ACTIVITY**

\_\_\_\_\_

\_\_\_\_\_

**WHAT VIPP DOES DURING WEEK**

\_\_\_\_\_

\_\_\_\_\_

\_\_\_\_\_

\_\_\_\_\_

**VIPP GROUP OF SERVICE:**

Church Member

Deacon

Elder

Church Staff

Special Volunteer

Supported Worker  
(Missionary)

**3 WAYS VIPP SERVES CHURCH**

\_\_\_\_\_

\_\_\_\_\_

\_\_\_\_\_

\_\_\_\_\_

\_\_\_\_\_

\_\_\_\_\_

\_\_\_\_\_

\_\_\_\_\_

**3 WAYS TO PRAY FOR THE VIPP**

\_\_\_\_\_

\_\_\_\_\_

\_\_\_\_\_

\_\_\_\_\_

\_\_\_\_\_

\_\_\_\_\_

\_\_\_\_\_

\_\_\_\_\_

