

BIBLE TRUTH 6, LESSON 3: PLANNER/OVERVIEW

GETTING STARTED: Welcome and Opening Songs (*introduce unit and get kids moving with these songs*)

Welcome to Praise Factory: PFI: Praise Factory Investigators Theme Song *PFI ESV Songs 12, Track 1*

Rules to Help Us Worship God and Love One Another: WoGoLOA Classroom Rules Song
PFI ESV Songs 12, Track 2

Big Question Under Investigation: Big Question 12 Songs *PFI ESV Songs 12, Tracks 3,4*

Big Question Bible Verse: Ephesians 5:1-2 Song: *PFI ESV Songs 12, Track 5*
Extra Bible Verse Song: Let Everyone Who Names the Name: 2 Timothy 2:19,22, ESV PFI ESV Songs 12, Track 6

DIGGING DEEP DOWN: Key Concept and Story (*introduce the Bible Truth and tell the related story*)

Bible Truth 6: God's People Obey Him

Bible Truth Hymn: Take My Life and Let It Be, v.4 *PFI ESV Songs 12, Track 22*

Bible Verse: John 14:23-24

Bible Verse Song: If Anyone Loves Me *PFI ESV Songs 12, Track 23*
Extra Bible Verse: Jesus Answered: John 14:23-24, ESV PFI ESV Songs 12, Track 24

Lesson 3 New Testament: The Case of the Lazy Listeners
Matthew 4-7

TAKING ACTION: Response Activities (*choose from among these activities*)

Snack and Discussion Planner: Broken Down House

ACTS Prayer: Prayer Sheet

Bible Truth Review: Discussion Questions and Game: Enemy Invaders

Bible Truth Hymn: Take My Life and Let it Be, v.4 *PFI ESV Songs 12, Track 22*
Song, Sign Language and Song Game: Pass the Secret Sign **PFI ESV SONGS 12 BOOK or ONLINE**

Bible Verse Review: John 14:23-24 Discussion Sheet and Game: Day at the Beach

Bible Verse Song: If Anyone Loves Me John 14:23 *PFI ESV Songs 12, Track 23*
Song, Sign Language and Song Game: Mimic Me! **PFI ESV SONGS 12 BOOK or ONLINE**

Story Review: Discussion Questions and Game: Yes, No & Go!

Case Replay, Jr: Drama Activity for Youngest Children (children do same story actions together)

Case Replay, Sr: Drama Activity for Most Children (children re-tell story with individual parts)

Craft: House on the Rock and House on the Sand

VIPP (Very Important Prayer Person) Prayer Time: Coloring Sheets (back of book) and Game: Stop and Go

TAKING IT HOME: Take Home Sheet for Review and Family Devotions

PFI Pronto: Bible Truth 6, Lesson 3 **PFI ESV PRONTOS 12 BOOK or ONLINE**

The Case of the Lazy Listeners *Matthew 4-7; Daniel 1,6*

by Connie Dever

Our story is: The Case of the Lazy Listeners. As you listen to the story, see if you can figure out:

1. Who were the lazy listeners? Who were they listening to? How were they lazy?
2. What did they need to do if they were to truly follow God?

This story takes place during New Testament times, when Jesus lived on earth.

Walk, walk, walk! Talk, talk, talk! It seemed that was all Jesus and his disciples had been doing lately. Walking up and down hill after hill; on just about every dusty, hot road of Galilee, Jesus had led his disciples, talking about the Kingdom of God and healing every kind of sickness imaginable. Now they were back home in Capernaum again.

Now that Jesus had amazed all of Galilee with his powerful preaching and healing, news spread far and wide about Him. All over Israel and even in the other nearby countries, many were talking about Jesus:

“Did you here about Jesus, the new teacher from Galilee? He teaches like He knows exactly what God thinks—not at all like the other teachers,” someone would say.

“Yes, but His healings are what amaze me!” another would answer. “I hear that He heals sicknesses that have never been healed before!”

So they didn’t just talk about Jesus, they walked to Capernaum where He was—by the hundreds! They wanted to hear Jesus themselves. They wanted to bring their sick family and friends for healing.

When Jesus saw the crowds, He led them away from Capernaum to Mt. Eremos, a broad, grassy hill that overlooked the sparkling, blue Sea of Galilee. He healed the sick among them and He taught them about God and how He wanted His people to live.

Some of the things Jesus told them were things everyone was pleased to hear and eager to obey: “Don’t worry about whether you will have the things you need. Keep seeking God’s kingdom and obey Him. He promises to take care of all your needs,” Jesus told them. “Ask and it will be given to you; seek and you will find; knock and the door will be opened to you. Everyone who asks, will receive. Whoever seeks, will find; and whoever knocks,

the door will be opened...Which of you, if his son asks for bread, will give him a stone? Or if he asks for a fish, will give him a snake? If you know how to give good gifts to your children, though you are sinners. Then how much more will your perfectly good Heavenly Father give good gifts to those who ask him?” Jesus told them.

No one minded hearing Jesus teach these kinds of things. They all wanted God to take care of all their needs and that He delighted to answer their prayers.

But Jesus also told them other, difficult things that weren’t so pleasant to think about:

“Blessed are you when people insult you, persecute you and falsely say all kinds of evil against you because of me”—but who wanted to be persecuted?...And He told them, “You’ve been told it’s wrong to murder someone, but I tell you that when you hate someone in your heart, it’s like murdering them. Even just calling someone a bad name like a fool, is enough of a sin to make you deserve hell...Love your enemies and pray for those who persecute you”—were they really to love their enemies, was it really wrong to hate them? ...“If you do not forgive men their sins even though they do not deserve it, God will not forgive your sins”—did they really have to stop hating their enemies, but love and forgive them, instead? No one liked to hear things like these shocking teachings of Jesus.

Walk, walk, walk! Talk, talk, talk! Hundreds of people had walked to Jesus to have Him heal their sick. They listened to Him talk all day. They even loved to talk to each other about what He said. But was that it? Was that all there was to pleasing God? No, it was not! Jesus knew that if someone wanted to truly be one of God’s people, they had to do more than walk and talk—they needed to obey. So Jesus told them a story to help them

Story-telling Tips

Ahead of time:

1. Read the Bible verses and story. Pray!
2. Create story cue cards on index cards (or highlight text).
3. Practice telling story dramatically, timing your presentation. Shorten, if necessary to fit your allotted time.
4. Decorate area with story props that help bring your story alive.

During your presentation:

1. Maintain as much eye contact as possible as you tell the story. Point to/use props at important points in the story. Include the kids in your story with a few questions about what they think will happen or words/concepts that might be new to them.
2. Watch the kids for signs that their attention span has been reached. Shorten, if necessary.

understand. It went something like this:

“Once there were two men, Mr. Wise Man and Mr. Foolish Man,” Jesus told them. “Each had decided to build a new house for their families down there near the shore of the Sea of Galilee. Together they found the perfect spot to build.

“Look here, Mr. Foolish Man, at this wonderful spot to build our houses,” Mr. Wise Man told Mr. Foolish Man. “Not only is the view of the Sea beautiful, but there is a nice stream near by from which we can get fresh water for our families and animals.”

“You are right, Mr. Wise Man. What more could we want than this,” Mr. Foolish Man replied. “Let’s begin building right away.”

Each man gathered his building supplies—wood, stone, shovel, hammer—then began construction. First the foundation would be laid, then the stone walls, and at last the roof of flax and wood would be put down.

Mr. Wise Man heaved his shovel up and down, working hard to break through the hardened sand on the surface. This was the most difficult part of building a house. It would take days to dig down deep enough and wide enough to make a rock foundation for his entire house. Before long, Mr. Wise Man was covered in sweat from all the hard work. His back and arms ached terribly, too. He wished there was an easier way to build a good house, but he knew that he would be glad that he had laid his foundation upon rock when the strong winter storms came. So on and on he kept digging.

You can imagine the surprise Mr. Wise Man had when he went to check up on Mr. Foolish Man’s progress only to find that he was already laying the stone walls of his house!

“What’s this? Already finished your foundation and on to building walls? Tell me your secret?” Mr. Wise Man asked Mr. Foolish Man. “How did you ever get through that hard-packed sand so quickly? I would give anything to be done!” Mr. Wise Man exclaimed.

“Well,” answered Mr. Foolish Man, sort of ashamed, “the truth is, I started to dig down through that sand, just like you, but it was such hard work I could hardly stand it. And then it hit me: ‘Why are you killing yourself by digging down to the rock. This ground here is every bit as hard. Why shouldn’t it support my house just

fine?’ So I started laying my wall stones and look here,” he said proudly pointing to his house, “My house is nice and sturdy, as you can see. I shall be finished in no time at all. Why break your back, my friend. Build your house on the sand like me. Save yourself the backache!”

Mr. Wiseman looked back over at the puny start he had made on his house and was discouraged. “What a long way I have to go. Why, it will take me days just to clear the sand off the rock,” Mr. Wise Man thought. “Then I have all the building to do after that! Perhaps I should listen to my neighbor here. But what will happen in winter when the rain and winds come? Will this sand really stay as solid, as it is now?” he wondered.

“Well, Mr. Foolish Man, it sure would be nice to not to have to dig down through this hard sand any more. But, this is how all the wise builders have built their houses, so I think I shall keep at it,” he finally told his neighbor.

Soon Mr. Foolish Man had finished building his house. and happily settled his family in their new home. But Mr. Wise Man kept on working and working.

It wasn’t until much later that tired Mr. Wise Man finally put the finishing touches on his house. It had taken him such a long time to do things the Wise way, but at last the job was finished. Mr. Wise Man proudly led his family to their new house near the Sea and settled in, just as Mr. Foolish Man had done with his family.

Before long the hot, dry days of summer turned windy and rainy. Mr. Wise Man and Mr. Foolish Man awoke one morning to the sound of the rain beating down on their roofs and the wind blowing hard against their walls. All day long the storm beat down on the houses. The friendly, little stream that had given fresh water to their families now turned into an angry, roaring flood. It swept over its banks and swirled over the land and even rose up the walls of the houses of Mr. Wise Man and Mr. Foolish Man. And all the time, it soaked deeper and deeper into the dry, hard sand, softening it up into a sloshy, wet mush.

Mr. Wise Man and his family slept dry and safe in their house all night long. No wet sand or strong winds could shake that house off its stone foundations. But it was an entirely different story for Mr. Foolish Man and his family. His house tumbled down with a crash in flooding waters and gusty winds, for the mushy sands

were no real foundation at all, and he lost everything.”

When Jesus finished his story, he looked around at the crowds listening and said, “Everyone who hears these words of mine and puts them into practice is like a wise man who built his house on the rock. If someone is truly one of God’s people, it will show in his or her life. Many people might say they are God’s people, but only those who obey really are.”

“Don’t be the kind of person who just walks here to have Me heal your sick; or talks about what he heard Me say,” Jesus told them. “Be the kind of person who obeys My words,” Jesus told them. “Live your lives according to what I’ve told you. If you do, will be ready for whatever hard things happen to you in this life—just like the house built on the sturdy rock could last through the storm.”

Cracking the Case:

It’s time to answer our Case Questions.

1. Who were the lazy listeners? Who were they listening to? How were they lazy?

Some of people in the crowds who followed Jesus. They were listening to Jesus. They liked to hear what He had to say, but did not necessarily obey God’s Word.

2. What did they need to do if they were to truly follow God?

They needed to remember God’s Word and obey it, not just listen to it and forget it.

Something For You and Me

Our Bible Truth is: God’s People Obey Him

Our Bible Verse is: John 14:23-24

“Jesus answered him, “If anyone loves me, he will keep my word, and my Father will love him, and we will come to him and make our home with him. Whoever does not love me does not keep my words.”

Walk, walk, walk. Talk, talk, talk. All the crowds walked home, healed and talking about all they had seen and heard. I wonder how many of them went home and, like the wise man in Jesus’ story, chose to build their lives on the only thing that would stand against anything that happened to them-- obedience to Jesus’ words? How many remembered to pray, to seek God’s kingdom, to love and forgive their enemies? Or how many simply went home enjoying their healed bodies, but

forgetting to obey Jesus’ words, just as the foolish man chose to build his house in the sand? The Bible doesn’t tell us.

But what about you and me? We’ve heard Jesus’ words and we have listened to stories of his amazing healings. Who will we be like: the wise man or the foolish man? Let’s praise God for giving us His words so we can know how to obey Him. Let’s ask Him to help us to not just listen to His words, but obey them. Let’s ask Him to help us to turn from our sins and trust Jesus as our own Savior. Let’s ask Him to fill us with His Holy Spirit to give us the desire and strength to obey His good words.

Close in prayer.

Closing ACTS Prayer

A God, we praise You for being the Giver of Your Good Word and the Giver of Strength to Obey It.

C God, we confess that many times we have heard Your Word but do not want to obey it. We want to live life our own way. We need a Savior!

T God, we thank You for giving us Your Word so that we can know how to obey You. Thank You for the Holy Spirit who lives inside Your people and help them have faith in Jesus and to obey Your Word.

S God, work in our hearts! Help us to turn away from our sins and trust Jesus as our own Savior. Fill us with His Holy Spirit that we would be those who keep on obeying God’s Word all their lives.

ACTS PRAYER ACTIVITY

Use this sheet to write down your ACTS Prayer

Instructions:

Use this sheet to help the children apply the Bible Truth into a prayer. You can use the ACTS provided or even better, have the kids think of their own applications. Also have the children add their personal requests to the prayer, too. Lead the children in the prayer or let them pray sections, with your help. Never force a child to pray! Non-readers can participate by you whispering a section of the prayer into their ear and allowing them to pray it aloud for the group.

ADORATION:

God, we praise You for being Perfectly Good and a Joy to Obey.

God, we praise You for being.....

Add your own Adorations:

CONFESSION:

God, we confess that many times we do not obey You as we should or as You deserve us to, as our King and God. Too many times we choose to do what we want to do instead of obeying You. We need a Savior to save us from our sins!

God, we have sinned against You....

Add your own Confessions:

THANKSGIVING:

Thank You, God for all showing how great is Your love for sinful people by sending Jesus to be the Savior of all those who would ever turn from their sins and trust in Him as their own Savior. Thank You for sending Your Holy Spirit to help us obey You.

God, we thank You for...

Add your own Thanksgivings:

SUPPLICATION:

God, work in our hearts that we might turn away from our sinful disobedience and turn to You and Your good ways. Help us trust in Jesus as our own Savior. Fill us with Your Holy Spirit and help us obey You.

God, we need Your help...

Add your own Supplication:

SNEAKY SNACK

Can you figure out how this snack ties in with our case?

Snack: Broken Down House

Cups of Sugar-free pudding sand (chocolate "mud" or vanilla/banana/butterscotch "sand") with crumbling graham cracker piece walls stuck in it (can use graham cracker sticks or pieces of sheet style). Can add teddy graham "people" if you want..

This is only a suggestion. Feel free to modify. Be mindful of allergy issues among your children!

Case Tie-in: Jesus told a story to the crowds of people listening to him to help them understand that they need to not just listen to God's Word and to His teachings, but obey them. If they only listen to them, they will not truly be depending upon God or living like one of His people. They can expect to be unprepared for what happens to them in life, just like a house build on the sand will be unprepared to stand against a big storm.

SOUL FOOD

Food for thought during snack time

1. What does the snack have to do with the story?

Choose a few questions from the other activity discussion sheets to talk about during this snack time.

2.

3.

4.

5.

6.

7.

Directions: Read and discuss Bible Truth, using a FEW of the questions. Play game. Feel free to modify the game to fit your children.

God's People Obey Him

Ever since Adam and Eve rebelled in the beginning, all people have chosen to disobey God and His good ways. This disobedience shows in our hearts. Many times, we think we know better than God. We tend to think about ourselves and what we want, most of all. This disobedience also shows up in our lives. We love to get our own way. We choose to say and do things that please us, even if they don't please God. Even if they hurt others.

But God's people seek to be different. They understand that they are sinners and deserve God's punishment. They confess their sins to God and desire to turn away from disobeying Him. (That's what it means to repent of our sins.) They trust in Jesus as their Savior. They want to start a new life of living to please God by obeying Him. God gives them faith in Him and forgives their sins. He gives them a new heart filled with the Holy Spirit. The Holy Spirit helps them to love God and please Him. He helps them want to obey God in their heart. He helps them to love God and live to please Him with their lives.

The Bible tells us this is how we can know if we love God: if we are not just trusting in Jesus as our Savior, but are also seeking to obey Him as our Lord.

Understanding the Bible Truth

1. When did people start to disobey God? *From the very beginning, with Adam and Eve.*
2. Who has chosen to disobey God from the time of Adam and Eve? *All people.*
3. How does our disobedience to God show in our hearts? *Many times we think we know better than God. We tend to think about ourselves and what we want, most of all.*
4. How does our disobedience to God show in our lives? *We love to get our own way. We choose to say and do things that please us, even if they don't please God. Even if they hurt others.*
5. How are God's people different? *They are sinners, but they want to love and please God. They have been given new hearts filled with the Holy Spirit. He changes their hearts and helps them to love and please God. He helps them obey God.*
6. Do God's people obey God perfectly? Why or why not? *No. They are still sinners with sinful hearts.*
7. Who gives God's people the strength to obey God? Able to obey Him while others cannot? *The Holy Spirit living in their hearts.*
8. How does the Bible say we can know if we love God? *If we are trusting in Jesus as our Savior and obeying Him as our Lord.*
9. How can God help us to obey Him? *When we turn from our sins and trust in Jesus as our Savior. He will fill our hearts with the Holy Spirit and help us obey God more and more.*

Bible Verse Connection Question

1. What does our Bible Truth have to do with our **Bible Verse: John 14:23-24**: "Jesus answered him, "If anyone loves me, he will keep my word, and my Father will love him, and we will come to him and make our home with him. Whoever does not love me does not keep my words."?"

In these verses, Jesus teaches that love for God is more than just a good feeling in our hearts or saying that we love Him. True love for God shows itself by obeying Him. This is the kind of person who gets to know the wonderful fellowship of God through His Holy Spirit living in their heart.

Bible Truth Story Connection Questions

1. Why did Jesus tell the people the story of the Two Builders? *Because he knew that many people had come to Him for healing or just to be amazed by His teaching. He knew that would never be enough to make someone one of His people. They needed to obey His words.*
2. According to Jesus' story, when (in this life) will we see the greatest difference in whether we obeyed Jesus' teachings or not? *When very hard things happen to us. Those who obey Jesus will endure even through the hardest trials, while those who do not will not have the strength they need.*

Life Application Questions

1. How can we have the Holy Spirit work in our lives? *We must turn from our sins and trust in Jesus as our Savior. He will fill us with His Spirit, cleansing our hearts and then working inside to help us to love God and live lives that please Him.*

ACTS Questions

1. What is something we can praise God for because of this Bible Truth?

Praise God for being Perfectly Good and a Joy to Obey.

2. What are sins we can confess to God because of this Bible Truth?

Confess ways that we haven't obeyed Him this week.

3. What is something we can thank God for because of this Bible Truth?

Thank God for helping His people to obey Him, through the Holy Spirit working in their hearts.

4. What is something we can ask God for because of this Bible Truth?

Ask God to work in our hearts that we might turn away from our sinful disobedience towards Him and trust in Jesus as our own Savior. Ask God to fill us with His Holy Spirit and help us obey Him. Ask God to help us obey Him in specific areas in which we especially need help.

The Gospel

1. We are all born sinners. We disobey God and deserve God's punishment. What hope is there for sinners like us? What is the gospel?

God is the good Creator and King of the world. He made people to worship Him and live by His good laws. But we are all sinners who have rebelled against Him. We all deserve death--God's just, eternal punishment for our sins. How terrible! But God has good news for us. In His great mercy, God sent His Son Jesus to earth to save sinners. Yes, Jesus, the perfect Son of God, left His home in heaven and became a man. He lived the perfect life that pleases God. (He's the only one who has ever done that!) He offered it up to God His Father as the perfect sacrifice for sins when He suffered and died on the cross. Then, on the third day, Jesus rose from the dead in victory. He had fully paid for the sins of God's people, so they wouldn't have to! Now all who turn away from their sins and trust in Jesus as their Savior will receive forgiveness of sins and eternal life with God. They will be His very own special people who will know Him and enjoy Him forever. We can be God's people, too, if we turn from our sins and trust in Jesus as our own Savior.

Game: Enemy Invaders

Materials

Index cards of two different colors (or use red and black playing cards, such as hearts and spades)
Bible Truth Questions
String or yarn
Two chairs
Masking Tape

Preparing the Game

1. Choose 20+ questions for your game from the Bible Truth Discussion Questions, or make up your own.
2. Write the Bible Truth questions on small thin strips of paper (or make a photocopy of the Bible Truth Discussion Questions and simply cut them into strips) and put them in the bag/bowl.
3. Tie an end of the string to each chair and draw the line across the room where the teams will be. Preferably this line will be about 4' above the ground.
4. Tape a line about 6' to 9' from the string on each side.
5. Cut cards in half along the long side, making them about the same size as playing cards.

Playing the Game

Divide the children into two teams and have them stand (or kneel to make it even harder!) on their team's line. Give each child an index card, the same color for the children on one team. At your signal, have them try to toss their cards over the line and into their "enemy's" territory on the other side. Add up how many cards fell on each side. That is how many points they can win by answering a question. Choose a question for each team. If the team gets it wrong, the question goes to the other team for an extra point. Distribute the cards and play again.

Game continues as number of questions, time, and attention span allow.

Non-competitive Option

Set a target number of points for the whole group. Challenge the children to see how many turns it takes score the target number of points. Once the target has been reached, start the game over and see how many turns it takes to reach the target the second time.

Optional TAKING IT TO OTHERS Activity: Quiz Questions

Have the children choose a few of the questions from the game to ask the parents/other children during TAKING IT TO OTHERS time. Help pre-readers by whispering the question in their ear and letting them ask it aloud to the parents/other children. Make sure you read the Bible verse aloud before you ask your questions.

Directions:

1. Write words to song in large print before class.
2. Play the song for the children, helping them follow along on the song sheet.
3. Discuss the song, using a few questions from the discussion sheet. *Don't use them all!*
4. Introduce sign language for key words of your choice from sign language sheet for your song. Use as few or as many as you think the children can learn.
5. Sing and sign the song. Sign language as well as large format lyrics and sheet music are found in the PFI Unit Songbook or online.
6. If desired, play the Song Game.

Optional TAKING IT TO OTHERS Activity: Presenting and Singing the Song

1. Sing and sign the song, encouraging the watching children/parents to join in.
2. Ask the class some of the questions listed below. The Bible Truth Connection Question is particularly good to help them understand how the song ties in with the Bible Truth.

Take My Life and Let it Be

Verse 4

Take my will and make it Thine,
It shall be no longer mine;
Take my heart, it is Thine own,
It shall be Thy royal throne,
It shall be Thy royal throne.

Listen to it on PFI ESV Songs 12, Track 22

Understanding the Song

1. What is a "will?" *It is your desire to do something.*
2. What does "Thine" mean? *An old English word, meaning "Yours", often used to show a special honor towards God.*
3. Who does the song writer want his will to be instead of his own? *The Lord's.*
4. How would what you do be different if you followed the Lord's will, instead of just your own? *Many times we might want (will) to be selfish or mean, while the Lord would call us to think of the needs of others or forgive. To make your will the Lord's, would be to turn away from what your will wanted and do what He wanted you to do instead.*
5. What is your heart? *It is not the physical heart in your body that beats. It is your spirit—the part of you that you cannot see that can love and know God.*
6. What does it mean to make your heart the Lord's "royal throne?" *It doesn't mean that He comes and sits on your heart. A throne is the place from where a king makes good decisions for his kingdom. To give your heart to the Lord for a throne means to let His good decisions be the decisions that guide your very heart—how you will treat others, how you will live your life.*

Bible Truth Connection Question

1. How does this song relate to our Bible Truth: **God's People Obey Him?**

Obedience to God means choosing to have our wills and our hearts be guided by God's good ways instead of following our own sinful ways. This is not something we can do in our own strength. We have to turn from our sins and trust in Jesus as our Savior. We must ask Him to take our wills and our hearts and make them want to joyfully obey His good ways. God delights to answer prayers like these! He promises to answer them!

Story Connection Question

1. How does this song relate to today's story? *Jesus knew that it was never enough to just to be healed by Him or listen to His teachings. He knew that the people needed turn away from their sins and trust Him as their Savior. They needed to obey His words: allowing their wills and hearts to be guided by His good ways rather than their own sinful ways. If they did, then they would be sustained through even the hardest "storms" of life. No matter what happened to them, they would remain safely protected by God and His people to the end of their days.*

Bible Connection Question

1. What does this hymn have to do with our Bible Verse: **John 14:23-24**: "Jesus answered him, "If anyone loves me, he will keep my word, and my Father will love him, and we will come to him and make our home with him. Whoever does not love me does not keep my words."?"

This hymn is a prayer to God that He would take our wills and help us to obey Him. This is the kind of prayer that someone prays when they turn from their sins and trust in Jesus as their Savior. God delights to answer this kind of prayer by sending the Holy Spirit to work in the person's heart and help them to obey Him. He will give them close fellowship with Him.

Life Application Questions

1. How can God's people be affected by the message of this song?

They can praise God giving them the honor of obeying Him. They can ask Him to fill them with His Holy Spirit and to take their wills and their hearts and make them obedient to His good ways.

2. How can we become God's people? *By turning away from our sins and trusting in Jesus as our Savior.*

ACTS Questions

1. What is something we can praise God for from this hymn?

Praise God for being the King who deserves to be obeyed by all.

2. What are sins we can confess to God from this hymn?

That many times we do not want God to make our heart His throne. We do not want to obey Him. We want to do things our own way. We deserve His punishment! We need a Savior!

3. What is something we can thank God for from this hymn?

We can thank God for working in the hearts of His people, helping them to turn away from their sins, trust Jesus as their Savior, and fill their hearts with a desire to obey Him more and more.

4. What is something we can ask God for from this hymn?

That God would take our heart and our will and make it His, by giving us faith to trust Him as our Savior and by giving us the desire and strength to obey Him.

Gospel Question

1. We all are sinners. Our heart and our will choose to do things our own way, not God's way. We deserve God's punishment. Is there any hope for us? What is the good news of salvation through Jesus? What is the gospel?

God is the good Creator and King of the world. He made people to worship Him and live by His good laws. But we are all sinners who've rebelled against Him. We all deserve death--God's just, eternal punishment for our sins. How terrible! But God has good news for us. In His great mercy, God sent His Son, Jesus to earth as a man to save sinners. He lived the perfect life that pleases God. (He's the only one who's ever done that!) He offered it up to God His Father as the perfect sacrifice for sins when He suffered and died on the cross. Then, on the third day, Jesus rose from the dead in victory. He had fully paid for the sins of God's people, so they wouldn't have to! Now all who turn away from their sins and trust in Jesus as their Savior will receive forgiveness of sins and eternal life with God. They will be His very own special people who will know Him and enjoy Him forever. We can be God's people, too, if we turn from our sins and trust in Jesus as our own Savior.

Song Game: Pass the Secret Sign

Materials

Sign Language signs used in song, particularly choose words with important meanings you want the children to learn, such as “grace”, “redeem”, etc.

Bag or bowl

Blindfold

Preparing the Game

1. Cut out signs and put in bowl.

Playing the Game

1. Practice the song and signs until the children know them well.
2. Have all the children stand in a tight circle, except one, “It,” who will stand in the middle of the circle, blindfolded.
3. Have the children in the circle to put their hands behind their backs. Choose a sign from the bag and hand to a child in the circle, still keeping hands behind their backs, not looking at the sign.
4. When “It” says “Pass the Secret Sign”, the children will begin to pass the sign around behind their backs.
5. When “It” says “Stop the Passing!” the child who has the sign freezes with the sign behind his back.
6. The child with the sign brings it around and looks at it. You can help the child practice the sign.
7. Then take the blindfold off of “It”, watch the child with the card do the sign, then have “It” guess the name of the sign. (If desired, “It” can ask another child in the circle for help with their guess.)
8. The holder of the sign then becomes “It.” Sing the song with all the signs, then repeat.

choose a FEW questions for discussion, then choose the game and/or music activity

Meditation Version: John 14:23-24

"Jesus answered him, "If anyone loves me, he will keep my word, and my Father will love him, and we will come to him and make our home with him. Whoever does not love me does not keep my words."

Alternate Memory/Games Version: John 14:23,24

"If anyone loves me, he will keep my word...Whoever does not love me does not keep my words."

Understanding the Bible Verse

1. What did Jesus say that someone will do if they love Him? *Obey His words, His teaching.*
2. What sorts of things did Jesus teach that God's people should do? *To love the Lord with all your heart, mind, soul, and strength; to love your enemies; to do to others as you would have them do to you; etc.*
3. Who is Jesus' Father? *God the Father.*
4. What does Jesus promise His Father will do to those who love and obey Him? *He will love him and they will come to him and make their home with him.*
5. What does it mean that Jesus and His Father will come to him and make their home with him? *It doesn't mean that Jesus and the Father will build a house out of wood or brick for them all to live in. It means that they will become like family to him. They will send the Holy Spirit to live in that person's heart, so that he can know God. This is the fellowship of the Holy Spirit.*
6. If someone does not obey Jesus' words, what does that show about what they think about Jesus? *It shows they do not love Him.*
7. Since everyone—even Christians—are sinners who disobey Jesus' teachings, does that mean that they do not love God? *Yes and no. We are all sinners and it is only by God's work in our hearts that any of us obey Jesus' teachings. But, Christians are different in their disobedience because they seek to obey God and are grieved when they disobey Him. It is their hearts desire to obey Him. Also, obedience rather than disobedience is what is typical of their lives—unlike people who are not Christians. Lastly, the Holy Spirit is at work in the heart of Christians to help them to obey more and more.*

Bible Truth Connection Question

1. What does this verse have to do with the **Bible Truth: God's People Obey Him?**

God's people obey Him because they love Him with a love that He has given them through the Holy Spirit. They no longer want to live just for themselves. They want to please and obey Him.

Story Connection Questions

1. What does the verse have to do with our story? *Many people came to have Jesus heal them and to hear His teachings, but Jesus wanted them to know that it was only those who heard His words and obeyed them that truly loved Him and were His people.*

Life Application Questions

1. How can we apply this verse to our lives? *We can ask God work in our hearts that we would turn away from our sins and trust in Jesus as our Savior. We can ask Him to fill us with His Holy Spirit, giving us hearts that love Him and obey Him.*

ACTS Questions

1. What is something we can praise God for from this Bible Verse?
Praise God for being the God Who Makes His Home with His People—Who Wants Close Fellowship with Them.
2. What are sins we can confess to God from this Bible Verse?
That we are all sinners. None of us obey God as we should. We deserve God's punishment! We need a Savior!
3. What is something we can thank God for from this Bible Verse?
We can thank God for giving His people the Holy Spirit to help them to obey Him more and more.
4. What is something we can ask God for from this Bible Verse?
We can ask God to work in our hearts that we would turn away from disobeying Him and trust in Jesus as our own Savior. We can ask God to fill our hearts with the Holy Spirit that we might obey God more and more.

The Gospel

1. None of us love God as we should. None of us deserve for God to come and make His home with us. But God in His mercy made a way for us. How can we be saved? What is the good news of Jesus? What is the gospel?

God is the good Creator and King of the world. He made people to worship Him and live by His good laws. But we are all sinners who have rebelled against Him. We all deserve death--God's just, eternal punishment for our sins. How terrible! But God has good news for us. In His great mercy, God sent His Son Jesus to earth to save sinners. Yes, Jesus, the perfect Son of God, left His home in heaven and became a man. He lived the perfect life that pleases God. (He's the only one who has ever done that!) He offered it up to God His Father as the perfect sacrifice for sins when He suffered and died on the cross. Then, on the third day, Jesus rose from the dead in victory. He had fully paid for the sins of God's people, so they wouldn't have to! Now all who turn away from their sins and trust in Jesus as their Savior will receive forgiveness of sins and eternal life with God. They will be His very own special people who will know Him and enjoy Him forever. We can be God's people, too, if we turn from our sins and trust in Jesus as our own Savior.

Game: Day at the Beach

Materials

- Bible verse written up in large print so that all can see
- 2 large pieces of paper or poster board
- 10 or so various beach items, per team
(shells, sunglasses, beach balls, lotion bottle, fish, sand bucket, shovel, etc.)
- Paper, marker
- 1 towel (preferably beach towel) per team

Preparing the Game

1. Make copy of the verse per team and cut it apart into as many parts as many pieces as beach articles per team. Number this verse pieces in order and tape them to the beach articles.
2. Make a sign per team of the verse. If you have a lot of non- or early readers, write the verse in easy to read print, numbering each word/section that correspond to the sections on the cut-up version of the verse. If your children are all proficient readers, do not write the verse on the poster board, but simply draw lines and number them 1-10, corresponding to the 10 verse pieces.
3. Write down and cut out the numbers used on the verse pieces and put in a little bag or jar.
4. Use masking tape to mark starting line.
5. Tape the numbered verse pieces to the beach items and make a pile for each team at the far end of the relay area.
6. Place a towel at the starting line for each team.

Learning the Verse

Some or all of your children may be non- or early readers. Teach the verse in sections, having them say it after you. Repeat a few times. Add clapping or other movement as they say it.

Directions

1. If desired, lead the children in a discussion of a **FEW** of the most important questions before beginning game.
2. Explain the game to them as follows:
WARNING: Limit the children to walking quickly if you have a slick floor.
Divide the children into teams. Explain everyone will say the verse together, then you will pull out a number from your bag. The first two children in each line will rush down to the other end of the relay area with the ends of the towel in each partner's hands. The partners are to say the verse to the leader, then they are to find the beach item with the corresponding number in their beach towel for them to carefully carry back to the "beach house" (start). If they drop it, they have to go all the way back and start again. When all items have been retrieved, they are to place them in verse order. The team will then put all the pieces in verse order. If working with less confident readers, point out to them that they can use the sign you made and the numbers in the verse pieces as hints to help them line it up properly. After getting it in order, the team will finish by saying the verse all together. The first team to do so, wins.

Non-competitive Option

Don't split the children into teams. Have only one set of beach items. Have the children take turns retrieving the items in pairs and adding it to the class beach house. Together they will work to put the verse together after collecting all the beach items are collected.

Optional TAKING IT TO OTHERS Activity: Quiz Questions

Have the children choose a few of the questions from the game to ask the parents/other children during TAKING IT TO OTHERS time. Help pre-readers by whispering the question in their ear and letting them ask it aloud to the parents/other children. Make sure you read the Bible verse aloud before you ask your questions.

Directions:

1. Write words to song in large print before class.
2. Play the song for the children, helping them follow along on the song sheet.
3. Discuss the song, using a few questions from the discussion sheet. *Don't use them all!*
4. Introduce sign language for key words of your choice from sign language sheet for your song. Use as few or as many as you think the children can learn.
5. Sing and sign the song. Sign language as well as large format lyrics and sheet music are found in the PFI Unit Songbook or online.
6. If desired, play the Song Game.

Optional TAKING IT TO OTHERS Activity: Presenting and Singing the Song

1. Sing and sign the song, encouraging the watching children/parents to join in.
2. Ask the class some of the questions listed below. The Bible Truth Connection Question is particularly good to help them understand how the song ties in with the Bible Truth.

If Anyone Loves Me

If anyone loves me, he will keep my word,
 If anyone loves me, he will keep my word,
 And my Father will love him, and we'll come to him,
 And make our home with him.
 If anyone loves me, he will keep my word,
 If anyone loves me, he will keep my word,
 And my Father will love him, and we'll come to him,
 And make our home with him.
 John Fourteen, twenty-three.

Listen to it on PFI ESV Songs 12, Track 23

Song Game: Mimic Me!

Materials

Sign Language
 Song

Preparing the Game

None.

Playing the Game

1. Practice the song and signs until the children know them well. Choose a person to be the leader and let them decide upon an action for everyone to do as they sing the song, such as jump on one foot, etc.
2. Sing the song while doing the chosen action.
3. Select another child to be the leader.
4. If desired, you can choose a different action for different important words in the song, such as jump on one foot when you sing the word "grace", but clap your hands when you sing the word "Jesus". Ask the children the meaning of each of the words before adding in their action.

Game continues as number of questions, time, and attention span allow.

STORY REVIEW

Directions: Read and discuss Bible Truth, using a FEW of the questions. Play game. Feel free to modify the game to fit your children.

General Story Questions

1. What did Jesus do as He traveled all over Galilee? *Healed people and talked to them about the Kingdom of God.*
2. What happened after Jesus traveled all over Galilee? *Word spread about Him and people from even other countries came to Capernaum to be healed and to hear Him speak.*
3. What did Jesus do when He took the crowds of people up to Mt. Eremos? *He healed them and taught them about God and how He wants His people to live..*
4. What were some of the “easy-to-want-to-obey things” Jesus taught them? *That they could ask God for what they wanted and that He was a good Father who would answer their prayers by giving them good things.*
5. What were some of the “hard-to-want-to-obey things” Jesus taught them? *Love their enemies; they would be blessed if they were persecuted for following Him.*
6. Why did Jesus tell them the story about the two builders? *Because He knew that they needed to know that they needed not just to be healed and listen to His words, but to obey them.*
7. Why did Mr. Foolish Man decide it was ok to just build on the sand? *Because it was very hard and he talked himself into believing that it would be strong enough even in the stormy winter season. Also, he did not want to put in the effort to do what was hard to do.*
8. How are people who choose to not obey Jesus’ teachings—which may be hard to obey— like Mr. Foolish Man? *They have decided that it is too much work to obey Jesus’ hard teachings and that they are doing just fine without obeying them.*
9. When will someone really be glad that they chose to obey Jesus’ words? *When hard things happen to them, and when they die and face God who will judge them for how they lived their lives.*
10. How is obeying God like Mr. Wise Man and his house? *It is sometimes very, very hard to obey God and we want to give up. It is hard like digging through that concrete-like sand. But, anyone who has turned from their sins and trusts in Jesus as their Savior is like Mr. Wise Man. They want to obey God and His Word. By the Holy Spirit, God will give them faith to keep on believing and strength to keep on obeying Him, even when it is very hard. God will help them endure in trusting and obeying Him all their lives. And, after they die, they will know eternal life with God.*

Bible Truth Connection Questions

1. What does this story have to do with our Bible Truth: God’s People Obey Him? *Jesus healed and preached to many people, but He wanted them to know that only those who obey His words would have what they need to survive the hard times of life and finally to know eternal life with God.*

Bible Verse Connection Question

1. What does the story have to do with our Bible Verse: **John 14:23-24**: “Jesus answered him, “If anyone loves me, he will keep my word, and my Father will love him, and we will come to him and make our home with him. Whoever does not love me does not keep my words.”? *Many people came to have Jesus heal them and to hear His teachings, but Jesus wanted them to know that it was only those who heard His words and obeyed them that truly loved Him and were His people.*

Life Application Questions

1. Do you think you are someone who is like Mr. Foolish Man or Mr. Wise Man? Which one and why?
2. What is the best first step God calls all of us to take in hearing and obeying God’s Word like Mr. Wise Man? *To turn away from our sins and trust in Jesus as our Savior.*

ACTS Questions

1. What is something we can praise God for being that we learned in our story?

Praise God for being the Giver of Strength to Obey Him.

2. What is something we can confess as sin that we learned in our story? *We can confess that many times we have heard God's Word but do not want to obey it. We want to live life our own way. We deserve God's punishment! We need a Savior!*

3. What is something we can thank God for that we learned in our story? *We can thank God for giving us His Word so that we can know how to obey Him. We can thank God for the Holy Spirit who lives inside His people to help them have faith in Jesus and to obey His Word.*

4. What is something we can ask God for that we learned in our story? *We can ask God to work in our hearts, helping us to turn away from our sins and trust in Jesus as our own Savior. We can ask God to fill us with His Holy Spirit that we would be those who keep on obeying God's Word all their lives.*

The Gospel

1. What is that good news of salvation through Jesus that Jesus wanted people not just to hear but to believe and to live out? What is the gospel?

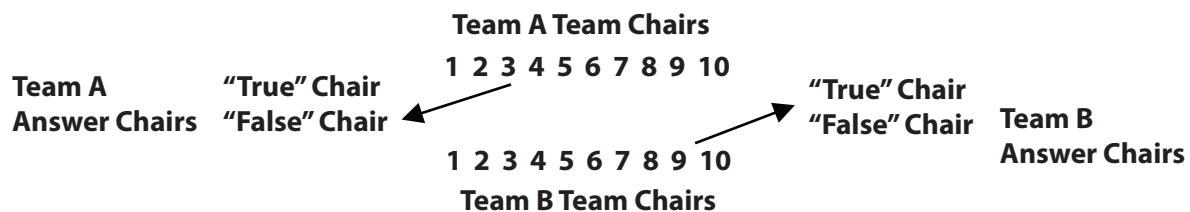
God is the good Creator and King of the world. He made people to worship Him and live by His good laws. But we are all sinners who have rebelled against Him. We all deserve death--God's just, eternal punishment for our sins. How terrible! But God has good news for us. In His great mercy, God sent His Son Jesus to earth to save sinners. Yes, Jesus, the perfect Son of God, left His home in heaven and became a man. He lived the perfect life that pleases God. (He's the only one who has ever done that!) He offered it up to God His Father as the perfect sacrifice for sins when He suffered and died on the cross. Then, on the third day, Jesus rose from the dead in victory. He had fully paid for the sins of God's people, so they wouldn't have to! Now all who turn away from their sins and trust in Jesus as their Savior will receive forgiveness of sins and eternal life with God. They will be His very own special people who will know Him and enjoy Him forever. We can be God's people, too, if we turn from our sins and trust in Jesus as our own Savior.

Game: Yes, No & Go!**Materials**

Paper and Marker
Tape
Story Review Questions

Preparing the Game

1. Use the Story Review questions for ideas to come up with 20+ statements that are true, false, or not in the story.
2. Set up the chairs in two lines, with chairs facing each other. Each chair should be spaced far enough from its neighboring chairs so that a child could run around it. Place at each end of the rows, two chairs that also face towards the middle. Write the words "true" and "false" on 2 index cards each and tape each to one of the chairs at the end of the rows. There should be one set of true and false chairs at one end and one set at the other end, one set for each team. With the remaining index cards, make 2 sets of numbers that correspond to the number of chairs in each long row. (If 5 chairs on a side, then number two sets of cards from 1 to 5.) Tape these numbers to the back/bottom of each chair. Have the numbers descend on one side and ascend on the other side. (i.e., if using numbers 1 to 5, then number 1 on one row be across from number 5, number 2 across from number 4, etc.) See diagram for illustration of chair set up.

**Playing the Game**

Divide the children into two teams and have them take their places in the chairs. Assign the child the number on their chair. After everyone is seated, the leader reads one of the true/false/not in the story statements and then calls out a number. The player from each team with that number is to run to sit in their team's true or false chair. If the answer is not in the story, the children are to run around their chair and sit down in their seat with arms folded over their chest. The first of the players to make it to the correct seat scores a point for his team.

Play continues as statement cards last, or as time and attention span allow.

Non-competitive Option

Instead of using two sets of the same numbers for each "team," use only one set of numbers. (For example, instead of having two sets of chairs numbered from 1-10, number the chairs from 1-20). And, have only one true/false chair. The child whose number is called runs to the right chair.

Optional TAKING IT TO OTHERS Activity: Quiz Questions

Have the children choose a few of the questions from the game to ask the parents/other children during TAKING IT TO OTHERS time. Help pre-readers by whispering the question in their ear and letting them ask it aloud to the parents/other children.

CASE REPLAY ACTIVITIES

Use this guide to review the Case Story and act it out for others to enjoy!

CASE REPLAY, JR: YOUNGEST CHILDREN

Description: The children will act out the story together, everyone doing the same action/sound effect at the same time. This activity is most suitable for kindergarteners.

Materials

The Case RePlay, Jr. script for younger children

Preparation

1. Read through the script and write in the blanks along the side possible actions/sound effects the children could do to act it out.

Instructions

1. Tell the children that they will be re-enacting the story together as you tell it.
2. As you read the script, lead the children in actions/sound effects to do with you.
3. If desired, you can read the script and stop at certain sentences and ask them what a good action/sound effect would be to act out what you just read.
4. Repeat the re-enactment one or two times more.

CASE REPLAY, SR: OLDER CHILDREN

Description: The children act out the story as a three-scene play. You will narrate it using the Case RePlay, Sr. script and they will act it out (no spoken words, for the most part), with each child assuming a different character's role. This activity is most suitable for first grade and up. You will review the story, then practice it a few times before performing it for others.

Materials

The Case RePlay, Sr. script
White board or other large format paper
Costumes and props

Preparation

1. Prepare for the play by choosing costumes and props for each character in the story. Decorate the area with any scenery props.
2. Write the words "Beginning," "Middle," "End" on a large piece of paper/whiteboard with plenty of space under each heading. You will use this paper to help the children think about the story as a three-scene play, as it is presented in the script.

Instructions

1. Tell the children that they will get to act out the story as a three-scene play, with a beginning, middle and end section. Tell them that before they can act it out, they need to think it out. as you narrate it with your script.
2. Take the children's answers as they recount the story, helping them put key incidents in the right order.
3. If desired, when they have filled in their Beginning, Middle, End, read through your whole (real) script, so they hear exactly what you will have them act out.
4. Then tell the children that it's time to practice acting out the story.
5. Assign parts to each child. If you are using costumes, do NOT give them out at this point. They will be a distraction.
6. Have all the children sit on the floor or in chairs on one side of the "stage," then call the characters up in place as their part in the story comes.
7. As you read the script, guide the children in where you want them to move or do to act it out.
8. After going through the whole script once, give out any costumes and props and act out the script once or twice more.

Optional TAKING IT TO OTHERS Activity: Re-enacting the Story

Read the script as the children act out together (younger) or assuming different roles (older) as the other children or the parents watch.

CASE REPLAY, JR--YOUNGER KIDS (KINDERGARTEN) P.2

Welcome to our play! The name of our story is: The Case of the Lazy Listeners.

Our story takes place in New Testament times, when Jesus lived on earth.

And now we present: "The Case of the Lazy Listeners."

Scene 1:

Jesus and His disciples traveled all over Galilee. Jesus healed many sick people and preached about God and His Word everywhere He went. Then, they returned home to Capernaum. News about the amazing things Jesus had done spread all over Israel and even to other nearby countries. Soon huge crowds were coming to Jesus, bringing their sick and listening to what He had to say. Jesus led the crowds up nearby Mt. Eremos, that overlooked the Sea of Galilee. There, He healed the sick and taught them about God and how He wants us to live. Jesus told the people many things they wanted to obey, such as asking God to provide them the things they needed. But He also told them things they wouldn't really want to obey, such as loving and praying for their enemies.

Actions:

Scene 2:

Then Jesus told the people a story about two builders. It would help them understand that it wasn't enough to just listen to Jesus if they were to be God's people. They needed to obey His teachings, too. Jesus told them about Mr. Wise Man and Mr. Foolish Man. Both men decided to build new houses. Mr. Wise Man worked hard to dig through the sand on the surface so that he could build his foundation on the rock down below. But Mr. Foolish Man decided that it was too much work and that the sand layer was strong enough to hold up his house. Mr. Foolish Man quickly finished his house and moved in his family, while Mr. Wise Man was still hard at work. At last, Mr. Wise Man finished his house and moved his family into his house.

Scene 3:

Suddenly, a big, winter storm struck, bringing strong wind and lots of rain. The nearby stream overflowed and the winds beat against the houses. The rain softened the sand and made it into soft mush. Mr. Foolish Man's house soon fell down since its foundation was only on mushy sand. But not Mr. Wise Man's house. It stood strong in the storm because it was built on the rock deep below. Jesus warned the people to not just listen to His words/God's Words, but obey them. Those who just listen but don't obey will have many troubles when hard times come into their lives. They did not learn to depend upon and obey God and His Word. But those who obey His teachers/God and His Word, when hard times come to their lives, they will stand strong in the Lord. They will be like Mr. Wise Man and his house: able to endure even the most difficult things that happen in life...and go on to enjoy eternal life with God.

Bible Truth Tie-In:

The Bible Truth we are learning is: **God's People Obey Him.** Jesus healed and preached to many people, but He wanted them to know that only those who obey His words would have what they need to survive the hard times of life and finally to know eternal life with God.

CASE REPLAY, SR--OLDER KIDS (1ST GRADE AND UP) P.3

Welcome to our play! The name of our story is: The Case of the Lazy Listeners.

Our story takes place in New Testament times, when Jesus lived on earth.

The characters in our story are: Jesus; His disciples; Hundreds of people from all over come to listen to Jesus/be healed; and, Mr. Wise Man, Mr. Foolish Man, and their families.

And now we present: "The Case of the Lazy Listeners."

Scene 1: (Beginning)

Jesus and His disciples traveled all over Galilee. Jesus healed many sick people and preached about God and His Word everywhere He went. Then, they returned home to Capernaum. News about the amazing things Jesus had done spread all over Israel and even to other nearby countries. Soon huge crowds were coming to Jesus, bringing their sick and listening to what He had to say. Jesus led the crowds up nearby Mt. Eremos, that overlooked the Sea of Galilee. There, He healed the sick and taught them about God and how He wants us to live. Jesus told the people many things they wanted to obey, such as asking God to provide them the things they needed. But He also told them things they wouldn't really want to obey, such as loving and praying for their enemies.

Scene 2: (Middle)

Then Jesus told the people a story about two builders. It would help them understand that it wasn't enough to just listen to Jesus if they were to be God's people. They needed to obey His teachings, too. Jesus told them about Mr. Wise Man and Mr. Foolish Man. Both men decided to build new houses. Mr. Wise Man worked hard to dig through the sand on the surface so that he could build his foundation on the rock down below. But Mr. Foolish Man decided that it was too much work and that the sand layer was strong enough to hold up his house. Mr. Foolish Man quickly finished his house and moved in his family, while Mr. Wise Man was still hard at work. At last, Mr. Wise Man finished his house and moved his family into his house.

Scene 3: (End)

Suddenly, a big, winter storm struck, bringing strong wind and lots of rain. The nearby stream overflowed and the winds beat against the houses. The rain softened the sand and made it into soft mush. Mr. Foolish Man's house soon fell down since its foundation was only on mushy sand. But not Mr. Wise Man's house. It stood strong in the storm because it was built on the rock deep below. Jesus warned the people to not just listen to His words/God's Words, but obey them. Those who just listen but don't obey will have many troubles when hard times come into their lives. They did not learn to depend upon and obey God and His Word. But those who obey His teachers/God and His Word, when hard times come to their lives, they will stand strong in the Lord. They will be like Mr. Wise Man and his house: able to endure even the most difficult things that happen in life...and go on to enjoy eternal life with God.

Bible Truth Tie-In:

The Bible Truth we are learning is: **God's People Obey Him.** Jesus healed and preached to many people, but He wanted them to know that only those who obey His words would have what they need to survive the hard times of life and finally to know eternal life with God.

House on the Rock and House on the Sand

Description

Children will make a box “house on the rock and house on the sand” that opens up to reveal the destroyed house on the sand.

Materials

Patterns for box house and sides/roof of house

White Card stock

Scissors

Markers, colored pencils, etc.

Small pebbles

Sand

Toothpicks, broken into halves or thirds

Craft glue

Knife (preferably serrated)

Glue sticks

Optional, but highly suggested: Glue gun and glue sticks (teacher use only)

Preparing the Craft

1. Copy onto white card stock house template, 1 per craft
2. Make a copy of the house pieces, one set per craft
3. Cut out and construct each box according to directions given on template page.
4. Glue down all the folds, preferably with glue gun.
5. Using a knife, cut through the middle of the box horizontally on three sides (front and two sides), leaving the back as a hinge.
6. Open hinge and glue a few stones on the top side of the box using the glue gun. (children will add stones to the bottom)
7. Set out other supplies.

Making the Craft

1. Show the sample of the craft you have made.
2. Have the children color in the house pieces. Cut the side/front pieces along dashed line and glue in place using the glue sticks. Glue the top and back pieces in place as is.
3. Have the children open their houses and using craft glue, glue down the rocks, sand and a few toothpick piece in the bottom part of the inside house. They can also add sand to the inside top of the house (you have already put the rocks in place.)
4. Children can practice saying something like, “Don’t be like the house on the sand, which seems strong, but which falls apart when hard things come (shake house, make storm noises and open it up to reveal the house in ruins). Be like the house on the rock. (Close house up again) Listen to God’s Word and obey it. Then no matter what happens (shake house and make storm noises and house stays the same), God will use His Word to help you through it.”

Optional **TAKING IT TO OTHERS** Activity: Craft Presentation

If you are presenting the craft to other children or parents the children can hold up their crafts (or your model craft) and read their Bible Truth Connection answers to explain the importance of the craft.

CASE CRAFT**Discussion Guide****Instructions:**

As the children are settled into making their craft, ask them these questions to help them understand the craft's significance. Use the answers provided to guide the children's answers.

Discussion Questions

1. Who followed Jesus high up on a hill above the Sea of Galilee? *A great crowd of people.*
2. What story did Jesus tell them? *The story of the house built on the rock and the house built on the sand and what happened when a big storm came.*
3. What did Jesus want the people to learn from this story? *That they need to not just hear God's Word, but obey it, too.*
4. What is Bible Truth that we are learning? *God's People Obey Him.*
5. What does our craft have to do with our Bible Truth: God's People Obey Him? *Many people are satisfied with just hearing Jesus' teachings/God's Word, but not obeying it. Jesus told this story to show that obeying God's Word is what makes all the difference. By it, God will help us through even the hardest things we go through.*
6. What can our craft help us remember? *It isn't enough that we hear God's Word. We need to obey it, too.*

TAKING IT TO OTHERS**Craft Presentation****Instructions:**

Have children hold up your model craft/their crafts. Choose five children (or you say) the five sections below to explain the craft's importance.


Presentation:

1. Our craft is: House on the Rock and House on the Sand.
2. Up above the shores of the Sea of Galilee, Jesus told a great crowd of people the story of the house built on the rock and the house built on the sand that they might not just hear God's Word, but obey it, too.
3. Our Bible Truth is: God's People Obey Him.
4. Many people are satisfied with just hearing Jesus teachings/God's Word, but not obeying it. Jesus told this story to show that obeying God's Word is what makes all the difference. By it, God will help us through even the hardest things we go through.
5. Our craft can help us remember that it isn't enough that we hear God's Word. We need to obey it, too.

Note: Even non-readers can participate in presenting the craft, if you will whisper what they are to say in their ear and let them say it aloud for the others to hear.

Pictures for Outside of House, 1 set per craft needed


Back of house




Top of house



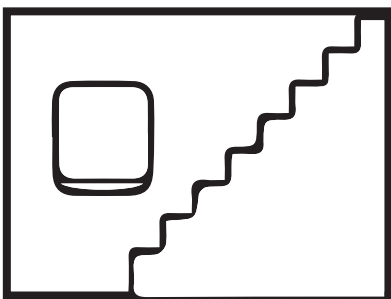
Front of house pieces (2)



Side A house pieces (2)

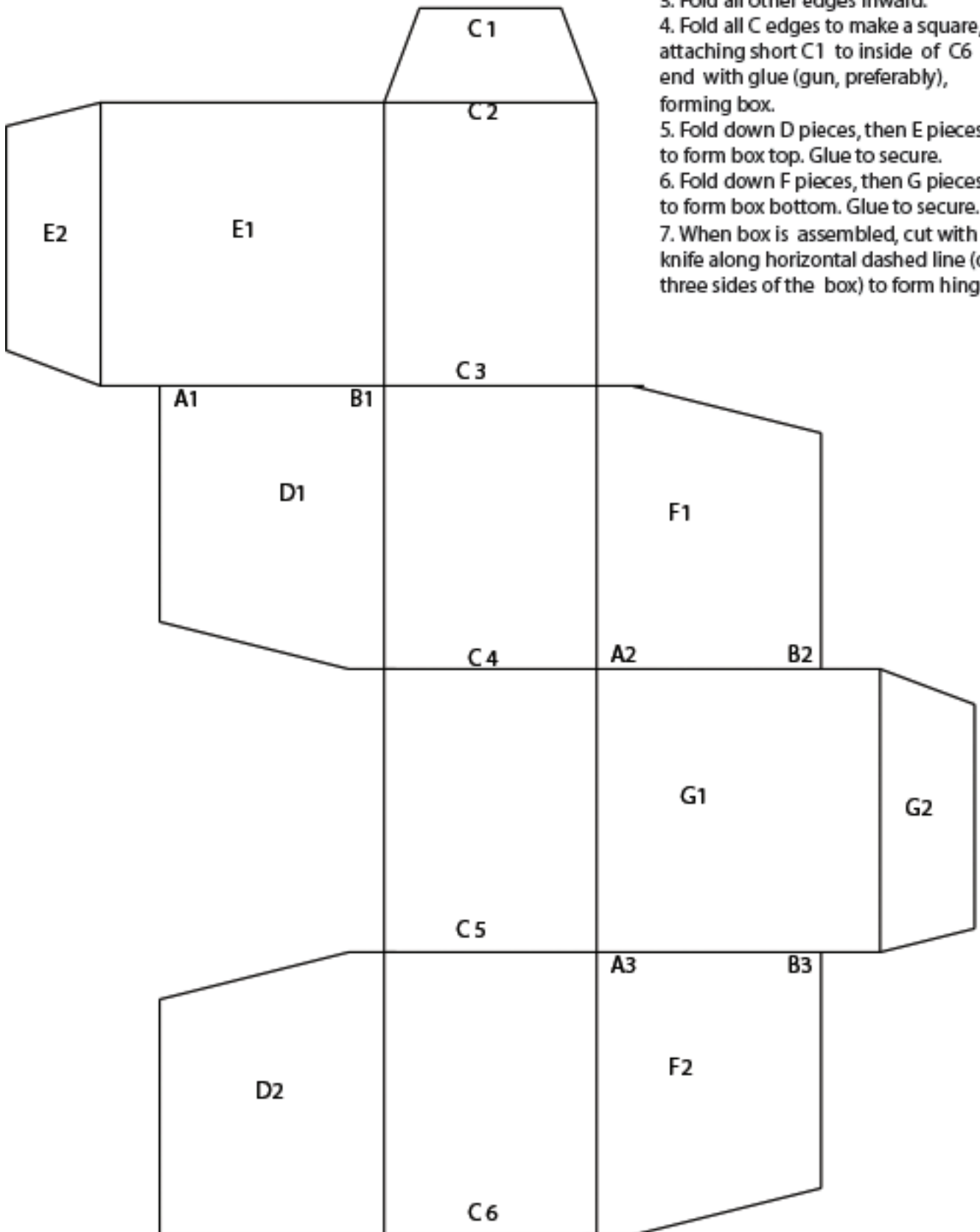


Side B house pieces (2)

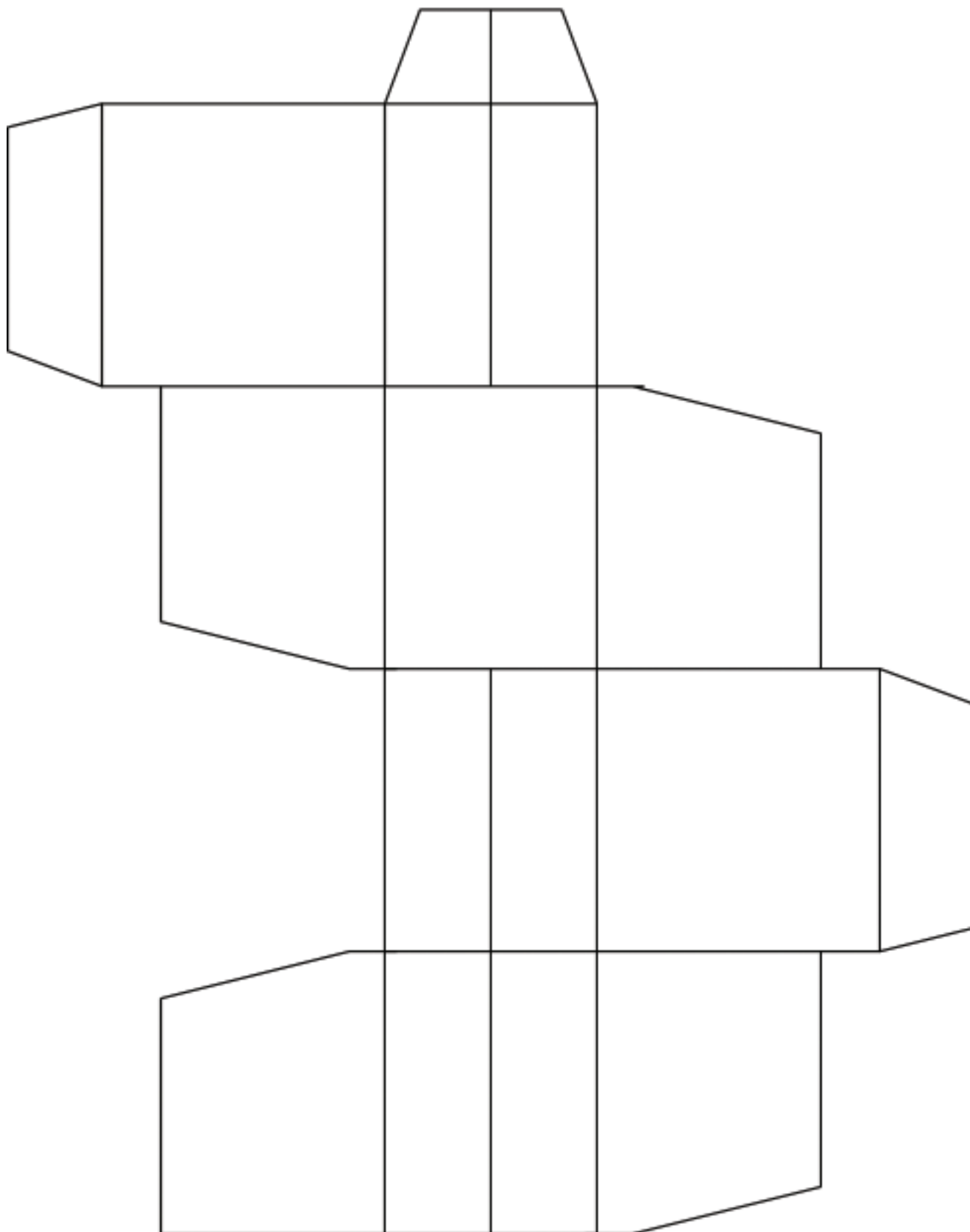


Instructions for House Assembly

1. Cut around all outer edges
2. Cut from points A to B
3. Fold all other edges inward.
4. Fold all C edges to make a square, attaching short C1 to inside of C6 end with glue (gun, preferably), forming box.
5. Fold down D pieces, then E pieces to form box top. Glue to secure.
6. Fold down F pieces, then G pieces to form box bottom. Glue to secure.
7. When box is assembled, cut with knife along horizontal dashed line (on three sides of the box) to form hinge.



House Box, 1 per craft needed



BEFORE CLASS:**1. PICK YOUR PERSON**

VIPPs can be anyone in your church! Typically, they fall into 6 categories: Church staff, Elders, Deacons/deaconesses, Special Volunteers (people who aren't paid, but spend a lot of time helping out in particular ways), Supported Workers (aka missionaries), and Church Members.

2. GATHER YOUR FACTS

Use the VIPP Information Sheet to write down the facts about your VIPP. The information on this worksheet is used in the VIPP activities, listed in the "Choose an Activity" section below.

DURING THE ACTIVITY:**1. INTRODUCE YOUR VIPP**

Introduce your VIPP to the children, using the VIPP Information Sheet. Fill in a set of VIPP Clue Cards with the information for your VIPP. If desired, you can even have the actual person come into class for the children to meet.

Need help describing what someone does for the church in a kid-friendly way? Check out the list of common VIPPs on the Praise Factory website in the PFI resources. There are lots of kid-friendly descriptions for common VIPP's, such as pastors, elders, deacons and a lot more.

2. PRAY!

Lead the children in praying for the VIPP. Ask the children if they would like to pray for one of the VIPPs prayer requests. Even non-readers can pray for the VIPP if you whisper the prayer request in their ear, then let them say it aloud. Never force a child to pray!

3. CHOOSE AN ACTIVITY

There are two activities you can use to help the children learn about the VIPP:

VIPP Clue Cards: These are nine coloring sheets in which children fill in the nine things they learn about the VIPP from the VIPP Information Sheet. Photocopy a set of each child. Use as few or as many of these Clue Cards as you desire. They are found in the back of this book.

VIPP Game: This is a game that uses a set of Clue Cards for one or two VIPPs.

Choose a VIPP and fill in his/her information on the VIPP Information Sheet. Fill in a set of VIPP Clue Cards with the information for your VIPP. Tell the children about the VIPP, having them fill in the VIPP Clue Cards with the key facts as they learn them. Write any words the children need to write on a white-board or other piece of paper so they can see how to spell them. Help younger children write these words on their clue cards. Ideas for how to tell the children about many common VIPPs are listed at praisefactory.org with the resources for this Bible Truth.

Optional TAKING IT TO OTHERS Activity: Introduce and Pray for the VIPP

If you are presenting the VIPP to other children or parents you can assign children to hold up the 10 clue cards and say what each card tells about the VIPP. (Or, you can have the children hold them up as you tell what each one means.) Then lead the children in praying for the VIPP.

Game: Stop and Go

Materials

Information for one VIPP

2 Sets of Clue Cards

8 8.5" x 11" Manilla Envelopes

Ball

Blindfold

Bag

Preparing the Game

1. Fill in one set of clue sheets for the VIPP you are using.
2. Tape the other (blank) set of Clue Cards to the outside of the manilla envelopes.
3. Put the filled-in clue cards in the corresponding envelope.
4. Put all the Clue Cards envelopes in a bag, except for the ones with the names and pictures of the VIPPs.

Playing the Game

Reveal: Tell the children about the VIPP, showing them your filled-in clue cards as you tell about them.

Review: Have the children stand or sit in a circle. Choose one child to be the Caller. The Caller stands in the center of the circle, blindfolded. Hand the ball to a child in the circle. At the Caller's "Go" command, the ball is passed around the circle. It is passed around until the Caller says "Stop." Whoever has the ball when the Caller says stop chooses a Clue Card envelope. The child (or the teacher) tells the class the Clue Card category and asks them if they can remember the answer for the VIPP. The envelope is opened to see what the answer is. If the children get it right, the category is retired. If they get it wrong, it goes back into the pile of envelopes.

VIPP INFORMATION SHEET

VIPP NAME:

WHAT VIPP LOOKS LIKE

Man or Woman? _____

Hair color? _____

Eye color? _____

FAVORITE ANIMAL

FAVORITE FOOD

FAVORITE FREE TIME ACTIVITY

WHAT VIPP DOES DURING WEEK

VIPP GROUP OF SERVICE:

Church Member

Deacon

Elder

Church Staff

Special Volunteer

Supported Worker
(Missionary)

3 WAYS VIPP SERVES CHURCH

**3 WAYS TO PRAY FOR
THE VIPP**
