

BIBLE TRUTH 6, LESSON 2: PLANNER/OVERVIEW

GETTING STARTED: Welcome and Opening Songs (*introduce unit and get kids moving with these songs*)

Welcome to Praise Factory: PFI: Praise Factory Investigators Theme Song *PFI NIV Songs 12, Track 1*

Rules to Help Us Worship God and Love One Another: WoGoLOA Classroom Rules Song
PFI NIV Songs 12, Track 2

Big Question Under Investigation: Big Question 12 Songs *PFI NIV Songs 12, Tracks 3,4*

Big Question Bible Verse: Ephesians 5:1-2 Song *PFI NIV Songs 12, Track 5*

DIGGING DEEP DOWN: Key Concept and Story (*introduce the Bible Truth and tell the related story*)

Bible Truth 6: God's People Obey Him

Bible Truth Hymn: Take My Life and Let It Be, v.4 *PFI NIV Songs 12, Track 18*

Bible Verse: John 14:23-24

Bible Verse Song: Jesus Replied *PFI NIV Songs 12, Track 19*

Lesson 2 Story of the Saints: The Case of the Porcupine Roach

TAKING ACTION: Response Activities (*choose from among these activities*)

Snack and Discussion Planner: Fry Bread and Dried Buffalo

ACTS Prayer: Prayer Sheet

Bible Truth Review: Discussion Questions and Game: Inspecting the Troops

Bible Truth Hymn: Be Thou My Vision, v.2 *PFI NIV Songs 12, Track 18*
Song, Sign Language and Song Game: Big Voice, Little Voice **PFI NIV SONGS 12 BOOK or ONLINE**

Bible Verse Review: John 14:23-24 Discussion Sheet and Game: Paper Boot Shuffle

Bible Verse Song: Jesus Replied: John 14:23-24 *PFI NIV Songs 12, Track 19*
Song, Sign Language and Song Game: Sign It, Say It, What Does It Mean? **PFI NIV SONGS 12 BOOK or ONLINE**

Story Review: Discussion Questions and Game: People Pins

Case Replay, Jr: Drama Activity for Youngest Children (children do same story actions together)

Case Replay, Sr: Drama Activity for Most Children (children re-tell story with individual parts)

Craft: Maskipaton's Finest Horse

VIPP (Very Important Prayer Person) Prayer Time: Coloring Sheets (back of book), Game: Over, Under & Throw

TAKING IT HOME: Take Home Sheet for Review and Family Devotions

PFI Pronto: Bible Truth 6, Lesson 2 **PFI NIV PRONTOS 12 BOOK or ONLINE**

The Case of the Porcupine Roach by Connie Dever**Our story is called:****The Case of the Porcupine Roach.****As you listen to the story, see if you can figure out:**

1. What was a porcupine roach? Who had one? What did it mean when it was picked up?
2. Who chose to put down his porcupine roach when he wanted to pick it up? What happened? Why did he choose to put it down instead?

This story is not in the Bible. It is a true story about God's people who lived out on the great, High Plains in Alberta, Canada in the 1840's.

Kass'aq were coming! White people! The bad news spread from teepee to teepee in Cree village. "We were out hunting this morning when we saw the smoke of fires in the distance," some of the men reported. "We got as close as we dared to learn more. They weren't trappers, like white men at the fort. These were families with all their belongings."

The chief understand what this meant. The white man was coming to take over their land! "These kass'aq! First they come to take our beaver and buffalo. Now it seems they come to take our land from us, too. This is our people's land. It has been for hundreds of years. Do they think they can have it without a fight? Ask our enemies the Blackfoot. The Crees don't just give away their land—they fight back! Go now! Summon the braves! It is time for us to put on our porcupine roaches, our special battle headdresses. Follow me! We must defend our land!" he told the Cree braves. There would be no hunting of buffalo tomorrow. Tomorrow there would be war!

This was to be the only the first of many battles between Cree and the white men. The Crees relied on tricks of cunning and surprise to fight the white man. Their bows and arrows were little match for the white man's guns and gun powder. More and more white people came, taking away more of the Crees' land and the buffalo they depended on. The Crees fought back, but it was a losing battle. How they hated the kass'aq!

Perhaps no one grew up hating the kass'aq more than Maskipaton, the chief's son. He was all too happy to put on his porcupine roach and strike out against the white men in battle. He wanted them dead!

One day, Maskipaton's aging father, the chief came to

him and said, "Maskipaton, my son, I am too old to lead my people well. It is time for you to take my place as chief of the Crees. You must lead our people now. You must protect our people from our enemies, especially the white man."

Maskipaton happily accepted his father's gifts. "Father, I will do all I can to protect our people and our lands, just as you have. I will keep away our enemies—especially the white man," he promised. And so, under Chief Maskipaton's leadership, the hatred between the Cree and the white man grew even fiercer.

But while hatred was growing between the Cree and white man, God was growing love for both of them in Robert Rundle's heart. He lived far away in England, but couldn't stop thinking about them. "Both white men and Cree need to hear about Jesus," Rundle thought. "Why shouldn't I be the one to tell them about Him?" So Rundle packed up all his things and traveled across thousands of miles of ocean and then thousands of miles of rugged, cold, wild lands until he reached a fort in Alberta in the Cree lands.

It didn't take long for Rundle to see that the fort was a great place to tell the white men about Jesus, but not to tell the Cree. "These people are suspicious of all white men—and well they should be," Rundle realized. How can I tell them about Jesus here at the fort? They may think it's a trick. "And with no written language, they can't even learn the Bible. No. If I want to reach the Cree with the good news of Jesus, there is only one thing to do: I must go to live with them—even if it costs me my life!" Rundle decided.

Rundle set out for Maskipaton's village. As he arrived, Cree braves, quickly surrounded him, ready to attack. "Tanisi! Wachi! (How are you? Shake hands!) I come in

Story-telling Tips

Ahead of time:

1. Read the Bible verses and story. Pray!
2. Create story cue cards on index cards (or highlight text).
3. Practice telling story dramatically, timing your presentation. Shorten, if necessary to fit your allotted time.
4. Decorate area with story props that help bring your story alive.

During your presentation:

1. Maintain as much eye contact as possible as you tell the story. Point to/use props at important points in the story. Include the kids in your story with a few questions about what they think will happen or words/concepts that might be new to them.
2. Watch the kids for signs that their attention span has been reached. Shorten, if necessary.

STORY OF THE SAINTS

peace to see Chief Maskipaton. I have a message for him from the great Creator God," Rundle said.

"I am Maskipaton," the chief answered him in a cold, hate-filled voice. "Tell me your message."

"The great Creator God has sent me with an important message for you, but it is very long. I want to write it down for you on birch bark and teach you and your people to read it. It will take me a long time to write it all down. I will need to live here with you in your village. Will you let me?" Rundle asked.

Chief Maskipaton was suspicious of the white man's request. The white men he knew hated the Crees. Could this just be another trick to get rid of his people or take their lands?" Maskipaton wondered. "Yet what if this white man really did have a message from the Creator God? What could it be He wanted them to know? The chief's curiosity overcame his suspicions. For this one white man, he would set aside the porcupine roach—at least for now. "You may stay, kass'aq, but we will be watching you. Any tricks from you and I will put on my porcupine roach and scalp you myself!"

There never were any tricks. Robert Rundle loved the Cree. He learned their customs and their language; and, he began to write down the Creator God's message in their very own language. After much hard work Rundle went before Maskipaton with a present. "Chief, here is the Creator God's message, written in your own language. I would like to teach it to you first."

"Good," Maskipaton said. He was curious to hear the message Rundle had worked so hard to write down. Chief Maskipaton was an quick learner. Soon he could read about the perfectly holy Creator God who had made all things; but, how people had rebelled against Him, deserving eternal punishment for their sins. Then he read about Jesus, the Chief of Peace and Love and Son of the Creator God, who the Creator God sent to die for the sins of all who would ever turn from their sins and trust in Him.

As Maskipaton read, he knew in his heart it was true. He was proud and sinful. He had killed and hated many men, especially the white man. He went to Rundle and said, "Rundle, I believe the Creator God's message. What must I do to be saved?"

"Ah, great chief, you have done the first thing already:

You believe," Rundle told the chief, 'but there is more. You must turn away from your sins and obey the Creator God's good laws. There will be many times when this is very hard. You will even have to set down your porcupine roach and seek peace. You will need to love your enemies."

"If that is what I must do, then I will never be saved," Maskipaton answered. "How can I stop hating and killing these kass'aq or the Blackfoot who have been so terrible to my people? I'll never be a Christian as long as there is a scalp to take or a horse to steal from the Blackfoot!" he vowed.

But the more Maskipaton read of the Creator God's message, the more the Holy Spirit worked in his heart. "Rundle, I have changed my mind," the chief finally said, "I want to be a Christian. I am ready to obey the Creator God's good laws. I will even set down my porcupine roach and seek peace with my enemies."

So Chief Maskipaton became a Christian. The Holy Spirit did an amazing work in his heart. Instead of leading his people into war with the Blackfoot and the white men, Maskipaton worked to bring peace and understanding. Instead of encouraging his people to follow the gods of wind and fire and rain, he helped them to read so that they could know the message of the Creator God and His Son Jesus, too.

But just as Robert Rundle had told him, there would times when it would be very hard to obey God's good laws. One night soldiers came and for no reason attacked Maskipaton's village killing many of his people, including the old chief, his father. What would Maskipaton do now? Would he put back on the porcupine roach and seek revenge on these soldiers or would he obey the Creator God's good laws and continue to seek peace? The Holy Spirit gave Maskipaton strength to keep obeying the Creator God. "I have set down the porcupine roach in obedience to the Creator God. I will not put it on again," he declared. "I will continue to work for peace between my people and the kass'aq."

The Lord blessed Maskipaton for his obedience. For soon after this terrible attack, a great peace treaty was signed. Both Cree and white man gathered together at Maskipaton's village for a big celebration. There was

lots of food and dancing around the fire to the beating of drums. But right in the middle of the celebration, Chief Maskipaton received some very startling news: "The soldier who killed your father is here tonight. Now is your chance for revenge," one of his braves told him. What would Maskipaton do?

"Stop the drums! Stop the dancing!" Maskipaton ordered. Everyone stopped in their place. "I have been told that the soldier who killed my father is here tonight. Bring him here to stand before me!"

The braves brought the scared soldier to Maskipaton. "Answer me! Are you the man who killed my father?" the chief demanded.

"Yes," the soldier answered and a gasp of horror went through the crowd.

Maskipaton ordered the soldier's outer clothes removed. Everyone knew this was how the Cree prepared to kill their enemies.

But instead of killing the man, Maskipaton gave him his best buckskin clothes and then set the man on his very best horse. "You are the man who killed my father," Maskipaton told this man. "Before I came to know and obey the Creator God and His Son Jesus, the Chief of Peace and Love, I would have scalped you. But He has made me a different person and I obey Him. I forgive you. I give you my best things. You will be like my father; and I, like your son. And when you go back to your fort, tell everyone that this is how Chief Maskipaton treats his enemies because he loves and obeys the Creator God!"

Cracking the Case:

It's time to answer our Case Questions.

1. What was a porcupine roach? Who had one? What did it mean when he picked it up? A porcupine roach was a special headdress made of porcupine quills that the Cree Indians. When it was picked up and put on, it meant they were going to battle to kill an enemy.

2. Who chose to put down his porcupine roach when he wanted to pick it up? What happened? Why did he choose to put it down instead? Maskipaton chose to put his down. A soldier came and cruelly killed his father, the chief, and many others in his village for no reason. He put it down and chose to forgive, because he had become a Christian. He wanted to obey God, even more than he wanted to get revenge.

Something for You and Me

Our Bible Truth is: God's People Obey Him

Our Bible Verse is: John 14:23-24

"Jesus replied, "If anyone loves me, he will obey my teaching. My Father will love him, and we will come to him and make our home with him. He who does not love me will not obey my teaching."

The Lord did a mighty work in Chief Maskipaton's heart. By the Holy Spirit, He gave Maskipaton the strength to obey His good laws, even when it was very hard. In the end, many Cree and white men turned to the Lord because of Maskipaton's obedience to the Lord.

What about you and me? If we are to be God's people, we must turn away from our sins and trust in Jesus as our own Savior. We must obey his good laws, too, even when it is very hard. How will we have strength to do this? The same way Maskipaton did: by the Holy Spirit working in our hearts.

Let's ask the Lord to work in our hearts that we might turn from our sins and trust in Jesus as our Savior. Let's ask Him to fill us with His Holy Spirit and give us strength to obey Him, just like He gave Chief Maskipaton.

Close in prayer.

Closing ACTS Prayer

A God, we praise You for being the giver of strength to obey You and Your good laws.

C God, we confess that we many times, like Maskipaton, we don't want to turn away from our sins and obey You. Many times we want to keep on living our own way.

T God, we thank You for sending the Holy Spirit to work in Your people's hearts, so that they, like Maskipaton, do turn from their sins and trust in Jesus as their own Savior. And, thank You that You can give them strength to obey You even when it is very hard. Nothing is too hard for You!

S God, work in our hearts. Help us to confess our sins, turn away from them and trust Jesus as our own Savior. Fill us with Your Holy Spirit and give us the desire and strength to obey You, even when it is very hard.

Special Words

Porcupine Roach: A headpiece made from porcupine quills that the Cree Indian braves (men) would put on before going into battle.

ACTS PRAYER ACTIVITY

Use this sheet to write down your ACTS Prayer

Instructions:

Use this sheet to help the children apply the Bible Truth into a prayer. You can use the ACTS provided or even better, have the kids think of their own applications. Also have the children add their personal requests to the prayer, too. Lead the children in the prayer or let them pray sections, with your help. Never force a child to pray! Non-readers can participate by you whispering a section of the prayer into their ear and allowing them to pray it aloud for the group.

ADORATION:

God, we praise You for being Perfectly Good and a Joy to Obey.

God, we praise You for being.....

Add your own Adorations:

CONFESSION:

God, we confess that many times we do not obey You as we should or as You deserve us to, as our King and God. Too many times we choose to do what we want to do instead of obeying You. We need a Savior to save us from our sins!

God, we have sinned against You....

Add your own Confessions:

THANKSGIVING:

Thank You, God for all showing how great is Your love for sinful people by sending Jesus to be the Savior of all those who would ever turn from their sins and trust in Him as their own Savior. Thank You for sending Your Holy Spirit to help us obey You.

God, we thank You for...

Add your own Thanksgivings:

SUPPLICATION:

God, work in our hearts that we might turn away from our sinful disobedience and turn to You and Your good ways. Help us trust in Jesus as our own Savior. Fill us with Your Holy Spirit and help us obey You.

God, we need Your help...

Add your own Supplication:

SNEAKY SNACK

Can you figure out how this snack relates to the story?

Snack: Fry Bread and Dried Buffalo

Indian Fry Bread (use corn bread or look up a recipe online) and/or Beef Jerky (called Pemmican by the Native Americans).

This is only a suggestion. Feel free to modify. Be mindful of allergy issues among your children!

Case Tie-in: The Cree Indians lived a simple life out on the High Plains of Alberta, Canada. Robert Rundle risked his life to go live among them in order to give them the good news of Jesus. Chief Maskipaton, among others, turned away from their sins and trusted in Jesus as their Savior. They chose peace and obeying God, rather than seeking revenge on their enemies.

SOUL FOOD

Food for thought during snack time

1. What does the snack have to do with the story?

Choose a few questions from the other activity discussion sheets to talk about during this snack time.

2.

3.

4.

5.

6.

7.

Directions: Read and discuss Bible Truth, using a FEW of the questions. Play game. Feel free to modify the game to fit your children.

God's People Obey Him

Ever since Adam and Eve rebelled in the beginning, all people have chosen to disobey God and His good ways. This disobedience shows in our hearts. Many times, we think we know better than God. We tend to think about ourselves and what we want, most of all. This disobedience also shows up in our lives. We love to get our own way. We choose to say and do things that please us, even if they don't please God. Even if they hurt others.

But God's people seek to be different. They understand that they are sinners and deserve God's punishment. They confess their sins to God and desire to turn away from disobeying Him. (That's what it means to repent of our sins.) They trust in Jesus as their Savior. They want to start a new life of living to please God by obeying Him. God gives them faith in Him and forgives their sins. He gives them a new heart filled with the Holy Spirit. The Holy Spirit helps them to love God and please Him. He helps them want to obey God in their heart. He helps them to love God and live to please Him with their lives.

The Bible tells us this is how we can know if we love God: if we are not just trusting in Jesus as our Savior, but are also seeking to obey Him as our Lord.

Understanding the Bible Truth

1. When did people start to disobey God? *From the very beginning, with Adam and Eve.*
2. Who has chosen to disobey God from the time of Adam and Eve? *All people.*
3. How does our disobedience to God show in our hearts? Many times we think we know better than God. We tend to think about ourselves and what we want, most of all.
4. How does our disobedience to God show in our lives? We love to get our own way. We choose to say and do things that please us, even if they don't please God. Even if they hurt others.
5. How are God's people different? *They are sinners, but they want to love and please God. They have been given new hearts filled with the Holy Spirit. He changes their hearts and helps them to love and please God. He helps them obey God.*
6. Do God's people obey God perfectly? Why or why not? *No. They are still sinners with sinful hearts.*
7. Who gives God's people the strength to obey God? Able to obey Him while others cannot? *The Holy Spirit living in their hearts.*
8. How does the Bible say we can know if we love God? *If we are trusting in Jesus as our Savior and obeying Him as our Lord.*
9. How can God help us to obey Him? *When we turn from our sins and trust in Jesus as our Savior. He will fill our hearts with the Holy Spirit and help us obey God more and more.*

Bible Verse Connection Question

1. What does our Bible Truth have to do with our **Bible Verse: John 14:23-24**: "Jesus replied, "If anyone loves me, he will obey my teaching. My Father will love him, and we will come to him and make our home with him. He who does not love me will not obey my teaching."?

In these verses, Jesus teaches that love for God is more than just a good feeling in our hearts or saying that we love Him. True love for God shows itself by obeying Him. This is the kind of person who gets to know the wonderful fellowship of God through His Holy Spirit living in their heart.

Bible Truth Story Connection Questions

1. Why did Maskipaton not want to become a Christian when he first heard about Jesus? *Because he knew that he would have to obey by even forgiving and seeking peace with his enemies.*
2. What amazing ways did the Lord give Maskipaton strength to obey Him? *He gave him strength to love his enemies, even when they killed his father. He helped him overcome the great temptation to seek revenge and even kill the man who killed his father; and instead, to treat him with complete forgiveness and love, adopting him as his own father.*

Life Application Questions

1. How can we have the Holy Spirit work in our lives? *We must turn from our sins and trust in Jesus as our Savior. He will fill us with His Spirit, cleansing our hearts and then working inside to help us to love God and live lives that please Him.*

ACTS Questions

1. What is something we can praise God for because of this Bible Truth?

Praise God for being Perfectly Good and a Joy to Obey.

2. What are sins we can confess to God because of this Bible Truth?

Confess ways that we haven't obeyed Him this week.

3. What is something we can thank God for because of this Bible Truth?

Thank God for helping His people to obey Him, through the Holy Spirit working in their hearts.

4. What is something we can ask God for because of this Bible Truth?

Ask God to work in our hearts that we might turn away from our sinful disobedience towards Him and trust in Jesus as our own Savior. Ask God to fill us with His Holy Spirit and help us obey Him. Ask God to help us obey Him in specific areas in which we especially need help.

The Gospel

1. We are all born sinners. We disobey God and deserve God's punishment. What hope is there for sinners like us? What is the gospel?

God is the good Creator and King of the world. He made people to worship Him and live by His good laws. But we are all sinners who have rebelled against Him. We all deserve death--God's just, eternal punishment for our sins. How terrible! But God has good news for us. In His great mercy, God sent His Son Jesus to earth to save sinners. Yes, Jesus, the perfect Son of God, left His home in heaven and became a man. He lived the perfect life that pleases God. (He's the only one who has ever done that!) He offered it up to God His Father as the perfect sacrifice for sins when He suffered and died on the cross. Then, on the third day, Jesus rose from the dead in victory. He had fully paid for the sins of God's people, so they wouldn't have to! Now all who turn away from their sins and trust in Jesus as their Savior will receive forgiveness of sins and eternal life with God. They will be His very own special people who will know Him and enjoy Him forever. We can be God's people, too, if we turn from our sins and trust in Jesus as our own Savior.

Game: Inspecting the Troops

Materials

Crown (if desired)
Bible Truth Questions

Preparing the Game

1. Choose 20+ questions for your game from the Bible Truth Discussion Questions, or make up your own.
2. Write the Bible Truth questions on small thin strips of paper (or make a photocopy of the Bible Truth Discussion Questions and simply cut them into strips) and put them in the bag/bowl.

Playing the Game

Tell the children that they are the Queen's/King's soldiers and are to follow her/his every command. Have the soldiers march, pretend to hold out their swords, ride their horses, etc. Then, finally have them stand at attention, very still and showing no emotion. Tell them that you are the Queen/King and have come to inspect the troops. (Put on the crown). You have to remove anyone who is not very straight and still, and show no emotion. As you inspect the troops, make faces or say things to try to get the troops to break into a smile, etc. Watch them for movement. Whoever breaks a smile or moves, etc. told to step forward and must answer a question to be reinstated to the Troops. If it is just one soldier, he/she may choose two other soldiers to help them answer the question. If the soldier (and the soldiers he chose to help him) answer the question correctly, everyone goes back into the line. If they get it wrong, they must wait out one turn. If desired, let some of the children take turns being the king/queen.

Game continues as number of questions, time, and attention span allow.

NOTE: Have the children who remain out help you to give commands to the troops.

Non-competitive Option

Don't exclude the soldiers from the Troops, even if they get the wrong answer. Do put the answer back in the bag to be reviewed again.

Optional TAKING IT TO OTHERS Activity: Quiz Questions

Have the children choose a few of the questions from the game to ask the parents/other children during TAKING IT TO OTHERS time. Help pre-readers by whispering the question in their ear and letting them ask it aloud to the parents/other children. Make sure you read the Bible verse aloud before you ask your questions.

Directions:

1. Write words to song in large print before class.
2. Play the song for the children, helping them follow along on the song sheet.
3. Discuss the song, using a few questions from the discussion sheet. *Don't use them all!*
4. Introduce sign language for key words of your choice from sign language sheet for your song. Use as few or as many as you think the children can learn.
5. Sing and sign the song. Sign language as well as large format lyrics and sheet music are found in the PFI Unit Songbook or online.
6. If desired, play the Song Game.

Optional TAKING IT TO OTHERS Activity: Presenting and Singing the Song

1. Sing and sign the song, encouraging the watching children/parents to join in.
2. Ask the class some of the questions listed below. The Bible Truth Connection Question is particularly good to help them understand how the song ties in with the Bible Truth.

Take My Life and Let it Be

Verse 4

Take my will and make it Thine,
It shall be no longer mine;
Take my heart, it is Thine own,
It shall be Thy royal throne,
It shall be Thy royal throne.

Listen to it on PFI NIV Songs 12, Track 18

Understanding the Song

1. What is a "will?" *It is your desire to do something.*
2. What does "Thine" mean? *An old English word, meaning "Yours", often used to show a special honor towards God.*
3. Who does the song writer want his will to be instead of his own? *The Lord's.*
4. How would what you do be different if you followed the Lord's will, instead of just your own? *Many times we might want (will) to be selfish or mean, while the Lord would call us to think of the needs of others or forgive. To make your will the Lord's, would be to turn away from what your will wanted and do what He wanted you to do instead.*
5. What is your heart? *It is not the physical heart in your body that beats. It is your spirit—the part of you that you cannot see that can love and know God.*
6. What does it mean to make your heart the Lord's "royal throne?" *It doesn't mean that He comes and sits on your heart. A throne is the place from where a king makes good decisions for his kingdom. To give your heart to the Lord for a throne means to let His good decisions be the decisions that guide your very heart—how you will treat others, how you will live your life.*

Bible Truth Connection Question

1. How does this song relate to our Bible Truth: **God's People Obey Him?**

Obedience to God means choosing to have our wills and our hearts be guided by God's good ways instead of following our own sinful ways. This is not something we can do in our own strength. We have to turn from our sins and trust in Jesus as our Savior. We must ask Him to take our wills and our hearts and make them want to joyfully obey His good ways. God delights to answer prayers like these! He promises to answer them!

Story Connection Question

1. How does this song relate to this story? *Maskipaton knew that to be a Christian was more than just believing that the good news about Jesus was true. He knew that he would have to turn away from his sins and trust in Jesus as his own Savior. He knew he must obey God's good laws. At first, he did not want to do this because it would mean forgiving his enemies and seeking peace with them. The Holy Spirit began to work in his heart and gave him even the desire to obey God's good ways, even if it was not what he wanted. Even when given the chance to kill the very man who killed his father, Maskipaton still obeyed the Lord. He did not follow the desires of his heart and will because he had made them the Lord's "royal throne." Instead, he treated even this man with love and forgiveness.*

Bible Connection Question

1. What does this hymn have to do with our Bible Verse: **John 14:23-24**: "Jesus replied, "If anyone loves me, he will obey my teaching. My Father will love him, and we will come to him and make our home with him. He who does not love me will not obey my teaching."?

This hymn is a prayer to God that He would take our wills and help us to obey Him. This is the kind of prayer that someone prays when they turn from their sins and trust in Jesus as their Savior. God delights to answer this kind of prayer by sending the Holy Spirit to work in the person's heart and help them to obey Him. He will give them close fellowship with Him.

Life Application Questions

1. How can God's people be affected by the message of this song?

They can praise God giving them the honor of obeying Him. They can ask Him to fill them with His Holy Spirit and to take their wills and their hearts and make them obedient to His good ways.

2. How can we become God's people? *By turning away from our sins and trusting in Jesus as our Savior.*

ACTS Questions

1. What is something we can praise God for from this hymn?

Praise God for being the King who deserves to be obeyed by all.

2. What are sins we can confess to God from this hymn?

That many times we do not want God to make our heart His throne. We do not want to obey Him. We want to do things our own way. We deserve His punishment! We need a Savior!

3. What is something we can thank God for from this hymn?

We can thank God for working in the hearts of His people, helping them to turn away from their sins, trust Jesus as their Savior, and fill their hearts with a desire to obey Him more and more.

4. What is something we can ask God for from this hymn?

That God would take our heart and our will and make it His, by giving us faith to trust Him as our Savior and by giving us the desire and strength to obey Him.

Gospel Question

1. We all are sinners. Our heart and our will choose to do things our own way, not God's way. We deserve God's punishment. Is there any hope for us? What is the good news of salvation through Jesus? What is the gospel?

God is the good Creator and King of the world. He made people to worship Him and live by His good laws. But we are all sinners who've rebelled against Him. We all deserve death--God's just, eternal punishment for our sins. How terrible! But God has good news for us. In His great mercy, God sent His Son, Jesus to earth as a man to save sinners. He lived the perfect life that pleases God. (He's the only one who's ever done that!) He offered it up to God His Father as the perfect sacrifice for sins when He suffered and died on the cross. Then, on the third day, Jesus rose from the dead in victory. He had fully paid for the sins of God's people, so they wouldn't have to! Now all who turn away from their sins and trust in Jesus as their Savior will receive forgiveness of sins and eternal life with God. They will be His very own special people who will know Him and enjoy Him forever. We can be God's people, too, if we turn from our sins and trust in Jesus as our own Savior.

Song Game: Big Voice, Little Voice

Materials

Song

Sign language signs used in the song printed out onto little cards

Blindfold

Preparing the Game

None.

Playing the Game

1. Practice the song and signs until the children know them well. Then tell them: "Children, we are going to hide a sign language sign and see if one of you can find it... with a little help from the rest of us!"
2. Choose someone to be "It" and blindfold them. Choose another child to hide one of the sign language cards. When it's hidden, "It" can remove the blindfold and begin to look.
3. The rest of the children will sing the song in a louder voice when "It" gets closer to the hidden sign and quieter when "It" gets further from the sign.
4. When "It" finds the hidden clue, another "It" is chosen and play begins again.

Game continues as number of questions, time, and attention span allow.

choose a FEW questions for discussion, then choose the game and/or music activity

Meditation Version: John 14:23-24

"Jesus replied, "If anyone loves me, he will obey my teaching. My Father will love him, and we will come to him and make our home with him. He who does not love me will not obey my teaching."

Alternate Memory/Games Version: John 14:23,24

"If anyone loves me, he will obey my teaching...He who does not love me will not obey my teaching."

Understanding the Bible Verse

1. What did Jesus say that someone will do if they love Him? *Obey His teaching.*
2. What sorts of things did Jesus teach that God's people should do? *To love the Lord with all your heart, mind, soul, and strength; to love your enemies; to do to others as you would have them do to you; etc.*
3. Who is Jesus' Father? *God the Father.*
4. What does Jesus promise His Father will do to those who love and obey Him? *He will love him and they will come to him and make their home with him.*
5. What does it mean that Jesus and His Father will come to him and make their home with him? *It doesn't mean that Jesus and the Father will build a house out of wood or brick for them all to live in. It means that they will become like family to him. They will send the Holy Spirit to live in that person's heart, so that he can know God. This is the fellowship of the Holy Spirit.*
6. If someone does not obey Jesus' teaching, what does that show about what they think about Jesus? *It shows they do not love Him.*
7. Since everyone—even Christians—are sinners who disobey Jesus' teachings, does that mean that they do not love God? *Yes and no. We are all sinners and it is only by God's work in our hearts that any of us obey Jesus' teachings. But, Christians are different in their disobedience because they seek to obey God and are grieved when they disobey Him. It is their hearts desire to obey Him. Also, obedience rather than disobedience is what is typical of their lives—unlike people who are not Christians. Lastly, the Holy Spirit is at work in the heart of Christians to help them to obey more and more.*

Bible Truth Connection Question

1. What does this verse have to do with the **Bible Truth: God's People Obey Him?**

God's people obey Him because they love Him with a love that He has given them through the Holy Spirit. They no longer want to live just for themselves. They want to please and obey Him.

Story Connection Questions

1. What does the verse have to do with our story? *Maskipaton showed that he truly loved the Lord by obeying Him, even when it meant loving the very man who killed his father.*

Life Application Questions

1. How can we apply this verse to our lives? *We can ask God work in our hearts that we would turn away from our sins and trust in Jesus as our Savior. We can ask Him to fill us with His Holy Spirit, giving us hearts that love Him and obey Him.*

ACTS Questions

1. What is something we can praise God for from this Bible Verse?
Praise God for being the God Who Makes His Home with His People—Who Wants Close Fellowship with Them.
2. What are sins we can confess to God from this Bible Verse?
That we are all sinners. None of us obey God as we should. We deserve God's punishment! We need a Savior!
3. What is something we can thank God for from this Bible Verse?
We can thank God for giving His people the Holy Spirit to help them to obey Him more and more.
4. What is something we can ask God for from this Bible Verse?
We can ask God to work in our hearts that we would turn away from disobeying Him and trust in Jesus as our own Savior. We can ask God to fill our hearts with the Holy Spirit that we might obey God more and more.

The Gospel

1. None of us love God as we should. None of us deserve for God to come and make His home with us. But God in His mercy made a way for us. How can we be saved? What is the good news of Jesus? What is the gospel?

God is the good Creator and King of the world. He made people to worship Him and live by His good laws. But we are all sinners who have rebelled against Him. We all deserve death--God's just, eternal punishment for our sins. How terrible! But God has good news for us. In His great mercy, God sent His Son Jesus to earth to save sinners. Yes, Jesus, the perfect Son of God, left His home in heaven and became a man. He lived the perfect life that pleases God. (He's the only one who has ever done that!) He offered it up to God His Father as the perfect sacrifice for sins when He suffered and died on the cross. Then, on the third day, Jesus rose from the dead in victory. He had fully paid for the sins of God's people, so they wouldn't have to! Now all who turn away from their sins and trust in Jesus as their Savior will receive forgiveness of sins and eternal life with God. They will be His very own special people who will know Him and enjoy Him forever. We can be God's people, too, if we turn from our sins and trust in Jesus as our own Savior.

Game: Paper Boot Shuffle

Materials

Bible verse written up in large print so that all can see
 2 large pieces of paper or poster board
 two paper grocery bags per team
 a chair per team
 paper and marker
 bag or jar
 masking tape

Preparing the Game

1. Make copy of the verse per team and cut into 10 sections.
2. Make a sign per team of the verse. If you have a lot of non- or early readers, write the verse in easy to read print, numbering each word/section that correspond to the sections on the cut-up version of the verse. If your children are all proficient readers, do not write the verse on the poster board, but simply draw lines and number them 1-10, corresponding to the 10 verse pieces.
3. Write down and cut out the numbers used on the verse pieces and put in a little bag or jar.
4. If desired, crop the tops of the bags so they are not so tall, but more like boot height for the children.
5. Mark the start line with masking tape.
6. Place chairs with the pieces of each team's verse at the other end of the relay area.

Learning the Verse

Some or all of your children may be non- or early readers. Teach the verse in sections, having them say it after you. Repeat a few times. Add clapping or other movement as they say it.

Directions

1. If desired, lead the children in a discussion of a **FEW** of the most important questions before beginning game.
2. Explain the game to them as follows:
 Divide the children into two teams and have them line up at the start line. Explain that the class will say the Bible verse together, then you will pick a number out of your bag. The first person in each line will put their feet into the bags, like shoes, and shuffle up to the chair. They will then say the verse to the leader, receive a piece of the verse and return to the line. The class will say the whole verse again, the teacher will pull a new number out of the bag and then the next person on each team will then put on the "boots" and shuffle up for another piece of verse, etc. until all pieces are retrieved. The teams will then put all the pieces in verse order on their team's posterboard sign. If working with less confident readers, point out to them that they can use the sign you made and the numbers in the verse pieces as hints to help them line it up properly. After getting it in order, the team will finish by saying the verse all together. The first team to do so, wins.

Non-competitive Option

Don't split the children into teams. Have only one set of verse pieces. Have the children take turns retrieving the pieces. Together they will work to put the verse together after collecting all the pieces.

Optional **TAKING IT TO OTHERS** Activity: Quiz Questions

Have the children choose a few of the questions from the game to ask the parents/other children during **TAKING IT TO OTHERS** time. Help pre-readers by whispering the question in their ear and letting them ask it aloud to the parents/other children. Make sure you read the Bible verse aloud before you ask your questions.

Directions:

1. Write words to song in large print before class.
2. Play the song for the children, helping them follow along on the song sheet.
3. Discuss the song, using a few questions from the discussion sheet. *Don't use them all!*
4. Introduce sign language for key words of your choice from sign language sheet for your song. Use as few or as many as you think the children can learn.
5. Sing and sign the song. Sign language as well as large format lyrics and sheet music are found in the PFI Unit Songbook or online.
6. If desired, play the Song Game.

Optional TAKING IT TO OTHERS Activity: Presenting and Singing the Song

1. Sing and sign the song, encouraging the watching children/parents to join in.
2. Ask the class some of the questions listed below. The Bible Truth Connection Question is particularly good to help them understand how the song ties in with the Bible Truth.

Jesus Replied

Jesus replied, "If anybody loves me,
he will obey my teaching," Jesus replied,
Jesus replied, "My Father will love him and we will come,
And make our home with him," Jesus replied.

But that's not all Jesus said....

Jesus replied, He who doesn't love me,
Will not obey my teaching," Jesus replied,
John Fourteen, twenty-three and twenty-four.

Listen to it on PFI NIV Songs 12, Track 19

Song Game: Sign It, Say It, What Does It Mean?

Materials

Sign Language signs used in song, particularly choose words with important meanings you want the children to learn, such as "grace", "redeem", etc.

Bag or bowl

Preparing the Game

1. Cut out signs and put in bowl.

Playing the Game

1. Practice the song and signs until the children know them well. Then put all the signs we've learned in this bag/ bowl and mix them up.
2. Ask one of the children to choose a sign, but not show it to anyone...but you, if they need some help.
3. Ask the child to do the sign for the rest of the children and see if the other children can guess which one it is. Do the sign with the child, if desired.
4. When the children guess the sign, ask them the meaning of the word. If no one guesses the sign, put it back in the bowl to be picked again.
5. Choose another child to pick a new sign from the bag and continue.

NOTE: You might want to sing the song after you do each word or couple of words.

Game continues as number of questions, time, and attention span allow.

STORY REVIEW

Directions: Read and discuss Bible Truth, using a FEW of the questions. Play game. Feel free to modify the game to fit your children.

General Story Questions

1. What did the Cree braves bring news of that was so disturbing? *They had seen white men with families near by.*
2. Why did the Indians feel it was right to kill the white man? *They were invading their territory. It was how they would treat anyone who decided to take land that was theirs.*
3. What did the Cree put on when they went to war? *The porcupine roach.*
4. Why did Robert Rundle decide to live with Maskipaton's tribe? *It was the only way to learn their language and have them really get to hear about Jesus.*
5. What was so risky about going to live with the Cree? *They could kill him whenever they wanted to.*
6. What did Maskipaton think when he first understood the good news of Jesus? *He wanted to know how could he become a Christian.*
7. What made Maskipaton first decide that he would not become a Christian? *He did not want to stop hating and killing his enemies, or stealing horses from the Blackfoot.*
8. Why did Maskipaton finally become a Christian? *The Holy Spirit worked in his heart so that he turned away from his sins and trusted in Jesus as his Savior. He gave him the willingness and strength to even to stop hating his enemies.*
9. What did Maskipaton do to make things better between the Cree, other Indian tribes and the white man? *Make peace treaties.*
10. What happened terrible thing happened to Maskipaton's people that tempted Maskipaton to seek revenge? *A surprise attack by the white soldiers that killed many, even his father.*
11. Why was there a celebration in Maskipaton's village? *Signed a big peace treaty with the white men.*
12. Who did Maskipaton find out was at the celebration? *The man who killed his father.*
13. Why didn't Maskipaton seek revenge on the man who killed his father? *The Holy Spirit gave him strength to keep obeying the Lord by loving and forgiving this man.*
14. How did Maskipaton show everyone that he was forgiving this man? *He gave the man his best horse, best clothes and adopted him as his father.*
15. What happened as a result of Maskipaton's obedience? *Many white men and Indians became Christians.*

Bible Truth Connection Questions

1. What does this story have to do with our Bible Truth: **God's People Obey Him**? *Maskipaton chose to obey God even when it meant forgiving and loving the man who killed his father.*

Bible Verse Connection Question

1. What does the story have to do with our Bible Verse: **John 14:23-24**: "Jesus replied, "If anyone loves me, he will obey my teaching. My Father will love him, and we will come to him and make our home with him. He who does not love me will not obey my teaching."?

Maskipaton showed that he truly loved the Lord by obeying Him, even when it meant loving the very man who killed his father.

Life Application Questions

1. When is it hard for you to obey?
2. Have you ever tried to forgive someone who has hurt you or wronged you?
3. Who helps God's people obey, even when it is very hard? *The Holy Spirit, working in their heart.*
4. How can we become God's people? *By turning from our sins and trusting in Jesus as our Savior.*

ACTS Questions

1. What is something we can praise God for being that we learned in our story?

Praise God for being the Giver of Strength to Obey Him.

2. What is something we can confess as sin that we learned in our story? *Confess that we many times, like Maskipaton, we do not want to turn away from our sins and obey God. Many times we want to keep on living our own way.*

3. What is something we can thank God for that we learned in our story?

We can thank God for sending the Holy Spirit to work in His people's heart, that they, like Maskipaton, do turn from their sins and trust in Jesus as their own Savior. And, that they do obey God, even when it is very hard.

4. What is something we can ask God for that we learned in our story?

We can ask God to work in our hearts, helping us to turn from our sins and trust in Jesus as our own Savior. We can ask God to fill us with the Holy Spirit and give us the desire and strength to obey God, even when it is very hard.

The Gospel

1. What was the good news of Jesus that Robert Rundle risked his life to tell the Cree Indians? What is the gospel?

God is the good Creator and King of the world. He made people to worship Him and live by His good laws. But we are all sinners who have rebelled against Him. We all deserve death--God's just, eternal punishment for our sins. How terrible! But God has good news for us. In His great mercy, God sent His Son Jesus to earth to save sinners. Yes, Jesus, the perfect Son of God, left His home in heaven and became a man. He lived the perfect life that pleases God. (He's the only one who has ever done that!) He offered it up to God His Father as the perfect sacrifice for sins when He suffered and died on the cross. Then, on the third day, Jesus rose from the dead in victory. He had fully paid for the sins of God's people, so they wouldn't have to! Now all who turn away from their sins and trust in Jesus as their Savior will receive forgiveness of sins and eternal life with God. They will be His very own special people who will know Him and enjoy Him forever. We can be God's people, too, if we turn from our sins and trust in Jesus as our own Savior.

Game: People Pins

Materials

A ball
Paper and marker
10 Safety pins
Masking Tape
20+ Story Review Questions

Preparing the Game

1. Choose 20+ questions for your game from the Story Review Discussion Questions, or make up your own.
2. Use the masking tape to mark bowling pin placement on the floor as well as a bowling line.

Playing the Game

Divide the children into two teams, Team A and B. Team A will line up behind the bowling throw line, Team B will take their places on an x as a bowling pin. Attach with tape or safety pins on each "bowling pin", with number 1 on the person in front and working across the rows from side to side, so that the biggest numbers will be on the last row of "pins". Ask the first child on Team A to come up to the bowling throw line. Have the child roll the ball into the "bowling pins" Whoever is touched by the ball is considered a knocked down pin. The pin numbers on those people are added up. The bowler is then asked a question. If he can answer it correctly on his own, the team gets as many points as the value of the pins knocked down. If he can answer it with the help of his team, then the team gets half the point value. If he answers it incorrectly, it goes to the Team B for the half point value amount for a correct answer. All pins resume their positions, ready for the next player on Team A to bowl. After everyone on Team A has a turn to bowl, the two teams switch places as pins and bowlers.

Play continues until everyone has had a chance to bowl, or as time and attention span allow.

Non-competitive Option

Divide the children into two groups. Set a target point number for whole group, telling them that together they are going to see how many turns it takes to reach the target number. Have one set of children be the bowling pins and the other set take turns bowling. Once one set of children have had a turn, switch out bowling pins and bowlers. Tally number of turns on a piece of paper. When the target number has been reached, start over and try to reach the target number in fewer turns.

Optional TAKING IT TO OTHERS Activity: Quiz Questions

Have the children choose a few of the questions from the game to ask the parents/other children during TAKING IT TO OTHERS time. Help pre-readers by whispering the question in their ear and letting them ask it aloud to the parents/other children.

CASE REPLAY ACTIVITIES

Use this guide to review the Case Story and act it out for others to enjoy!

CASE REPLAY, JR: YOUNGEST CHILDREN

Description: The children will act out the story together, everyone doing the same action/sound effect at the same time. This activity is most suitable for kindergarteners.

Materials

The Case RePlay, Jr. script for younger children

Preparation

1. Read through the script and write in the blanks along the side possible actions/sound effects the children could do to act it out.

Instructions

1. Tell the children that they will be re-enacting the story together as you tell it.
2. As you read the script, lead the children in actions/sound effects to do with you.
3. If desired, you can read the script and stop at certain sentences and ask them what a good action/sound effect would be to act out what you just read.
4. Repeat the re-enactment one or two times more.

CASE REPLAY, SR: OLDER CHILDREN

Description: The children act out the story as a three-scene play. You will narrate it using the Case RePlay, Sr. script and they will act it out (no spoken words, for the most part), with each child assuming a different character's role. This activity is most suitable for first grade and up. You will review the story, then practice it a few times before performing it for others.

Materials

The Case RePlay, Sr. script
White board or other large format paper
Costumes and props

Preparation

1. Prepare for the play by choosing costumes and props for each character in the story. Decorate the area with any scenery props.
2. Write the words "Beginning," "Middle," "End" on a large piece of paper/whiteboard with plenty of space under each heading. You will use this paper to help the children think about the story as a three-scene play, as it is presented in the script.

Instructions

1. Tell the children that they will get to act out the story as a three-scene play, with a beginning, middle and end section. Tell them that before they can act it out, they need to think it out. as you narrate it with your script.
2. Take the children's answers as they recount the story, helping them put key incidents in the right order.
3. If desired, when they have filled in their Beginning, Middle, End, read through your whole (real) script, so they hear exactly what you will have them act out.
4. Then tell the children that it's time to practice acting out the story.
5. Assign parts to each child. If you are using costumes, do NOT give them out at this point. They will be a distraction.
6. Have all the children sit on the floor or in chairs on one side of the "stage," then call the characters up in place as their part in the story comes.
7. As you read the script, guide the children in where you want them to move or do to act it out.
8. After going through the whole script once, give out any costumes and props and act out the script once or twice more.

Optional TAKING IT TO OTHERS Activity: Re-enacting the Story

Read the script as the children act out together (younger) or assuming different roles (older) as the other children or the parents watch.

CASE REPLAY, JR--YOUNGER KIDS (KINDERGARTEN) P.2

Welcome to our play! The name of our story is: The Case of the Porcupine Roach.

Our story takes place out on the great, High Plains in Alberta, Canada, in the 1840's.

And now we present: "The Case of the Porcupine Roach."

Scene 1:

Cree braves bring word to the chief that kass'aq--white men and their families--have been spotted nearby. They are coming to settle in Cree territory. The Crees put on their porcupine roaches and go to fight the white man. The Crees' bows and arrows are little match for the white men's guns. Many die. More and more white men come to settle in Cree territory, taking away their land and their buffalo. Maskipaton, the chief's son, grows up hating the white man for what they have done to their people and their way of life. When he becomes chief, he fights against them even more than his father did.

Actions:

Scene 2:

Far away in England, Robert Rundle hears about how the Cree and white man hate each other. He wants to tell them both about Jesus. He leaves England and goes to Canada. Rundle decides to go live in Maskipaton's village to learn their language and write down the Bible in it for them to learn. He tells them he has come to give them a message from the Creator God that will take him a long time to write down. He asks if he can stay. Maskipaton is very suspicious of Rundle, but very curious about the Creator God's message. He allows Rundle to stay in his village. When Rundle finishes writing down his message, he invites Maskipaton to be the first to read the "Creator God's" message to the Cree. Maskipaton quickly and eagerly learns how to read. When he hears the gospel he believes, but does not want to stop hating and fighting the white man. The Holy Spirit works in Maskipaton's heart, giving him willingness to love his enemies as well as believe about Jesus. He begins to work for peace with the white man and other Indians.

Scene 3:

A surprise attack by white men on Maskipaton's village leaves many dead--including Maskipaton's father. Maskipaton keeps obeying the Lord, even though he is very tempted to seek revenge. Maskipaton leads the Indians in making a big peace treaty with the white men. He hosts a large celebration at his village. During the celebration, he is told that the man who killed his father is there. At first he wants to kill the man in revenge, but the Holy Spirit gives his strength to love and forgive him instead. He gives the man his best clothes and finest horse and adopts him as his father. He wants everyone to know that this is how Maskipaton treats his enemies because he obeys God.

Bible Truth Tie-In:

The Bible Truth we are learning is: **God's People Obey Him.** Maskipaton chose to obey God even when it meant forgiving and loving the man who killed his father.

CASE REPLAY, SR--OLDER KIDS (1ST GRADE AND UP) P.3

Welcome to our play! The name of our story is called: The Case of the Porcupine Roach.

Our story takes place out on the great, High Plains in Alberta, Canada, in the 1840's.

The characters in our story are: Cree braves; Maskipaton; Maskipaton's father; White settlers; soldiers; Robert Rundle; and, the man who killed Maskipaton's father.

And now we present: "The Case of the Porcupine Roach."

Scene 1: (Beginning)

Cree braves bring word to the chief that kass'aq--white men and their families--have been spotted nearby. They are coming to settle in Cree territory. The Crees put on their porcupine roaches and go to fight the white man. The Crees' bows and arrows are little match for the white men's guns. Many die. More and more white men come to settle in Cree territory, taking away their land and their buffalo. Maskipaton, the chief's son, grows up hating the white man for what they have done to their people and their way of life. When he becomes chief, he fights against them even more than his father did.

Scene 2: (Middle)

Far away in England, Robert Rundle hears about how the Cree and white man hate each other. He wants to tell them both about Jesus. He leaves England and goes to Canada. Rundle decides to go live in Maskipaton's village to learn their language and write down the Bible in it for them to learn. He tells them he has come to give them a message from the Creator God that will take him a long time to write down. He asks if he can stay. Maskipaton is very suspicious of Rundle, but very curious about the Creator God's message. He allows Rundle to stay in his village. When Rundle finishes writing down his message, he invites Maskipaton to be the first to read the "Creator God's" message to the Cree. Maskipaton quickly and eagerly learns how to read. When he hears the gospel he believes, but does not want to stop hating and fighting the white man. The Holy Spirit works in Maskipaton's heart, giving him willingness to love his enemies as well as believe about Jesus. He begins to work for peace with the white man and other Indians.

Scene 3: (End)

A surprise attack by white men on Maskipaton's village leaves many dead-- including Maskipaton's father. Maskipaton keeps obeying the Lord, even though he is very tempted to seek revenge. Maskipaton leads the Indians in making a big peace treaty with the white men. He hosts a large celebration at his village. During the celebration, he is told that the man who killed his father is there. At first he wants to kill the man in revenge, but the Holy Spirit gives his strength to love and forgive him instead. He gives the man his best clothes and finest horse and adopts him as his father. He wants everyone to know that this is how Maskipaton treats his enemies because he obeys God.

Bible Truth Tie-In:

The Bible Truth we are learning is: **God's People Obey Him.** Maskipaton chose to obey God even when it meant forgiving and loving the man who killed his father.

Maskipaton's Finest Horse

Description

The children will make a picture of Maskipaton's finest horse being given to the soldier.

Materials

Pictures
Card stock
Markers, Colored pencils, etc.
Popsicle Stick
Glue or Tape
Packing Tape (or Glue Gun Teacher use only)
Scissors

Preparing the Craft

1. Print out pictures of Maskipaton's horse, Maskipaton, and the soldier onto card stock, 1 set per child.
2. Set out supplies.
3. Make a sample for the children to see.

Making the Craft

1. Show children your sample.
2. Have children color in background picture, Maskipaton's horse, Maskipaton, and the soldier. Cut out the three figures.
3. Glue/tape the horse to one end of the popsicle stick.
4. Have the children (or you) cut out the slit for the horse to be slid back and forth.
5. glue Maskipaton and the soldier in place, one on each end of the slit.
6. Slip the popsicle stick through the slit. Children can move the horse back and forth between Maskipaton and the soldier.

Optional TAKING IT TO OTHERS Activity: Craft Presentation

If you are presenting the craft to other children or parents the children can hold up their crafts (or your model craft) and read their Bible Truth Connection answers to explain the importance of the craft.

CASE CRAFT**Discussion Guide****Instructions:**

As the children are settled into making their craft, ask them these questions to help them understand the craft's significance. Use the answers provided to guide the children's answers.

Discussion Questions

1. Who did Maskipaton find at the big celebration at his village? *The man who killed his father for no good reason.*

2. What did everyone expect Maskipaton to do to this man? *Kill him. Instead, Maskipaton gave him his best set of clothes and his finest horse, adopting him as his father.*

3. Why did Maskipaton do this?
To show all that he had given up his old ways of revenge and had truly turned to obey the Lord, by forgiving this enemy.

4. What is Bible Truth that we are learning?
God's People Obey Him.

5. What does our craft have to do with our Bible Truth: God's People Obey Him?
God helped Maskipaton obey his command to love his enemies. Maskipaton wanted to obey God's command because he loved God so much.

6. What can our craft help us remember?
Loving God means to obeying God's commands, even when they are very hard. God delights to help His people love Him by obeying Him.

TAKING IT TO OTHERS**Craft Presentation****Instructions:**

Have children hold up your model craft/their crafts. Choose five children (or you say) the five sections below to explain the craft's importance.

Presentation:

1. Our craft is: Maskipaton's Finest Horse.





2. In front of all the soldiers and the Crees, Maskipaton adopted as his father, the soldier who cruelly killed his father. Maskipaton gave him his best set of clothes and his finest horse to show that he had given up his old ways of revenge and had truly turned to obey the Lord, by forgiving this enemy.


3. Our Bible Truth is: God's People Obey Him.

4. God helped Maskipaton obey his command to love his enemies. Maskipaton wanted to obey God's command because he loved God so much.

5. Our craft can help us remember that loving God means to obeying God's commands, even when they are very hard. God delights to help His people love Him by obeying Him.

Note: Even non-readers can participate in presenting the craft, if you will whisper what they are to say in their ear and let them say it aloud for the others to hear.





BEFORE CLASS:**1. PICK YOUR PERSON**

VIPPs can be anyone in your church! Typically, they fall into 6 categories: Church staff, Elders, Deacons/deaconesses, Special Volunteers (people who aren't paid, but spend a lot of time helping out in particular ways), Supported Workers (aka missionaries), and Church Members.

2. GATHER YOUR FACTS

Use the VIPP Information Sheet to write down the facts about your VIPP. The information on this worksheet is used in the VIPP activities, listed in the "Choose an Activity" section below.

DURING THE ACTIVITY:**1. INTRODUCE YOUR VIPP**

Introduce your VIPP to the children, using the VIPP Information Sheet. Fill in a set of VIPP Clue Cards with the information for your VIPP. If desired, you can even have the actual person come into class for the children to meet.

Need help describing what someone does for the church in a kid-friendly way? Check out the list of common VIPPs on the Praise Factory website in the PFI resources. There are lots of kid-friendly descriptions for common VIPP's, such as pastors, elders, deacons and a lot more.

2. PRAY!

Lead the children in praying for the VIPP. Ask the children if they would like to pray for one of the VIPPs prayer requests. Even non-readers can pray for the VIPP if you whisper the prayer request in their ear, then let them say it aloud. Never force a child to pray!

3. CHOOSE AN ACTIVITY

There are two activities you can use to help the children learn about the VIPP:

VIPP Clue Cards: These are nine coloring sheets in which children fill in the nine things they learn about the VIPP from the VIPP Information Sheet. Photocopy a set of each child. Use as few or as many of these Clue Cards as you desire. They are found in the back of this book.

VIPP Game: This is a game that uses a set of Clue Cards for one or two VIPPs.

Choose a VIPP and fill in his/her information on the VIPP Information Sheet. Fill in a set of VIPP Clue Cards with the information for your VIPP. Tell the children about the VIPP, having them fill in the VIPP Clue Cards with the key facts as they learn them. Write any words the children need to write on a white-board or other piece of paper so they can see how to spell them. Help younger children write these words on their clue cards. Ideas for how to tell the children about many common VIPPs are listed at praisefactory.org with the resources for this Bible Truth.

Optional TAKING IT TO OTHERS Activity: Introduce and Pray for the VIPP

If you are presenting the VIPP to other children or parents you can assign children to hold up the 10 clue cards and say what each card tells about the VIPP. (Or, you can have the children hold them up as you tell what each one means.) Then lead the children in praying for the VIPP.

Game: Over, Under and Throw

Materials

Information Sheet for one VIPP

2 Set of Clue Cards

8 8.5" x 11" Manilla Envelopes

Nerf Ball or other soft ball for indoor use

Box or basket big enough for the envelopes to fit in and the ball to land in.

Preparing the Game

1. Fill in one set of clue sheets for the VIPP you are using.
2. Tape the other (blank) set of Clue Cards to the outside of the manilla envelopes.
3. Put the filled-in clue cards in the corresponding envelope.
4. Put all the Clue Cards envelopes in a bag, except for the ones with the names and pictures of the VIPPs.
5. Place the envelopes in the basket, a good shooting distance from where the child at the head of the line will stand.

Playing the Game

Reveal: Tell the children about the VIPP, showing them your filled-in clue cards as you tell about them.

Review: Have the children line up, all facing forward. Give the ball to the last child in line. At your signal, have them pass the ball to the next child with an overhead pass; then that child passes the ball through the legs of the next child, etc. until the ball reaches the first child. The first child in line then tries to make a basket. If he succeeds, he gets to go up and pick out an envelope to open. The teacher (or the child) tells the Clue Card category. The other children try to remember what the VIPP's answer was. Open it up and see if they got it right. If they did, the Clue Card is retired. If not, it can be added back with the Clue Cards in the basket. Game continues until all the envelopes have been retired or as time or attention span allows.

VIPP INFORMATION SHEET

VIPP NAME:

WHAT VIPP LOOKS LIKE

Man or Woman? _____

Hair color? _____

Eye color? _____

FAVORITE ANIMAL

FAVORITE FOOD

FAVORITE FREE TIME ACTIVITY

WHAT VIPP DOES DURING WEEK

VIPP GROUP OF SERVICE:

Church Member

Deacon

Elder

Church Staff

Special Volunteer

Supported Worker
(Missionary)

3 WAYS VIPP SERVES CHURCH

3 WAYS TO PRAY FOR THE VIPP
