

## **BIBLE TRUTH 4, LESSON 3: PLANNER/OVERVIEW**

**GETTING STARTED: Welcome and Opening Songs** (*introduce unit and get kids moving with these songs*)

**Welcome to Praise Factory:** PFI: Praise Factory Investigators Theme Song *PFI ESV Songs 12, Track 1*

**Rules to Help Us Worship God and Love One Another:** WoGoLOA Classroom Rules Song  
*PFI ESV Songs 12, Track 2*

**Big Question Under Investigation:** Big Question 12 Songs *PFI ESV Songs 12, Tracks 3,4*

**Big Question Bible Verse:** Ephesians 5:1-2 Song: *PFI ESV Songs 12, Track 5*

*Extra Bible Verse Song: Let Everyone Who Names the Name: 2 Timothy 2:19,22, ESV PFI ESV Songs 12, Track 6*

**DIGGING DEEP DOWN: Key Concept and Story** (*introduce the Bible Truth and tell the related story*)

**Bible Truth 4:** God's People Trust Him

**Bible Truth Hymn:** Trust and Obey, v.2 *PFI ESV Songs 12, Track 14*

*Extra Song: Walk by Faith PFI ESV Songs 12, Track 15*

**Bible Verse:** Proverbs 3:5-6

**Bible Verse Song:** Trust *PFI ESV Songs 12, Track 16*

*Extra Bible Verse: Trust in the LORD Proverbs 3:5-6, ESV PFI ESV Songs 12, Track 17*

*Extra Bible Verse: May the God of Hope: Romans 15:13, ESV PFI ESV Songs 12, Track 18*

**Lesson 3 Old Testament:** The Case of the Put-off Promise

*Genesis 11:26-12:9; Joshua 24:2; Acts 7:2-5; Hebrews 11:8; Daniel 1,6*

**TAKING ACTION: Response Activities** (*choose from among these activities*)

**Snack and Discussion Planner:** Abram and the Altar to the Lord

**ACTS Prayer:** Prayer Sheet

**Bible Truth Review:** Discussion Questions and Game: Forceball

**Bible Truth Hymn:** Trust and Obey, v.2 *PFI ESV Songs 12, Track 14*

Song, Sign Language and Song Game: Word Take Away **PFI ESV SONGS 12 BOOK or ONLINE**

**Bible Verse Review:** Proverbs 3:5-6 Discussion Sheet and Game: Ball Circle Toss

**Bible Verse Song:** Trust Proverbs 3:5-6 *PFI ESV Songs 12, Track 16*

Song, Sign Language and Song Game: Big Voice, Little Voice **PFI ESV SONGS 12 BOOK or ONLINE**

**Story Review:** Discussion Questions and Game: Forceball

**Case Replay, Jr: Drama Activity for Youngest Children** (children do same story actions together)

**Case Replay, Sr: Drama Activity for Most Children** (children re-tell story with individual parts)

**Craft:** An Altar to the LORD

**VIPP (Very Important Prayer Person) Prayer Time:** Coloring Sheets (back of book) and Game: Stop and Go

**TAKING IT HOME: Take Home Sheet for Review and Family Devotions**

**PFI Pronto:** Bible Truth 4, Lesson 3 **PFI ESV PRONTOS 12 BOOK or ONLINE**

**The Case of the Put-off Promise** *Genesis 11:26-12:9; Joshua 24:2; Acts 7:2-5; Hebrews 11:8; Daniel 1,6* by

**Our story is: The Case of the Put-off Promise. As you listen to the story, see if you can figure out:**

1. Who was given big promises? What were these promises?
2. What did the man do when the promises were put-off? Did the promises ever come true?

It takes place early in Old Testament times, about two thousand years before Jesus lived on earth. It starts out in Ur, a city far to the southeast of Israel.

“Ur!” you might think, “What a weird name! Who’s ever heard of that place?”

Well, maybe Ur might not mean much to us these days; but, 4000 years ago, Ur was like the New York City of the world. It was the capitol of Sumer. The king and a half million people lived and worked within the seventy-five-foot thick walls of this busy city. With fabric and pottery factories; international shipping and trade; schools and universities; and lots of markets, there was plenty work for everyone. Ships would dock in its harbor, full of the newest, most unusual things from around the world. Craftsmen would make the most beautiful jewelry of gold and silver. Ladies wore long dresses of fine linen. The men wore long, pleated kilts of wool. Many people lived in fine houses and ate delicious food. Life was good in Ur—it was the best in the world back then.

But to the people of Ur, the most important thing in the whole city was the giant temple of the Moon God, Nannar. They believed Nannar controlled everything that made life good: rich crops, and lots of animals and children.

As you can imagine, the people of Ur felt they should do whatever they could to keep Nannar happy so he would keep blessing them with good things. So, they built him an enormous, 70-foot ziggurat temple out of clay bricks. It had three different-sized levels, each painted a different bright color. Beautiful gardens grew on its walls with blooms trailing all down its sides.

The bottom level was bigger than a football field. The top level was much smaller, but it was most important of all. For on it sat the shrine to Nannar. Here Nannar’s priests, priestesses, and musicians led worship to him: “Father Nannar, moon god, prince of the gods,” they would pray, “You are maker of gods and men. You give

them homes and all that is good, you make living things grow. We praise you!” (paraphrased from “Hymn to Nannar,” Dawn of Civilization 654) They led colorful parades and festivals in his honor; but also did many sinful things that they thought pleased him. If Nannar really was the one who made them all so rich, then the people of Ur wanted to do whatever it would take to keep him happy.

Terah and his sons, Haran, Nahor, and Abram, certainly wanted to keep Nannar happy. He and his family had lived in Ur for years and had become very rich and important merchants there. If Nannar really was in charge of making everything rich, then Terah and his sons owed him a lot!

But one day, Terah’s son, Abram stopped worshiping Nannar. There was another god, unlike Nannar or any other god that anyone in Ur had ever heard of. And this God—the LORD-- had made a glorious appearance to Abram!

The LORD said to Abram: “Leave Ur, your relatives and your father’s house. I will take you to a new land. I will make you into a great nation and will bless you. I will make your name great. All peoples on earth will be blessed through you,” He promised.

Abram was amazed! This God who appeared to him was nothing like Nannar! He was so alive, so good, so powerful, so holy and glorious. This God was the one, true God. Nannar was nothing!

And, oh, what blessings this true God made him! “I will make you a great nation....I will bless you...I will make your name great...all peoples on earth will be blessed through you!” the LORD had promised him.

But, oh, what sacrifices Abram would have to make to follow this true God and receive those blessings! It

#### **Story-telling Tips**

Ahead of time:

1. Read the Bible verses and story. Pray!
2. Create story cue cards on index cards (or highlight text).
3. Practice telling story dramatically, timing your presentation. Shorten, if necessary to fit your allotted time.
4. Decorate area with story props that help bring your story alive.

During your presentation:

1. Maintain as much eye contact as possible as you tell the story. Point to/use props at important points in the story. Include the kids in your story with a few questions about what they think will happen or words/concepts that might be new to them.
2. Watch the kids for signs that their attention span has been reached. Shorten, if necessary.

wouldn't be enough for Abram to just stop worshipping Nannar. The LORD was telling Abram to leave everything and follow Him to some new land. That was scary!

Leave the big city with its safe seventy five foot thick walls...and the best of everything for Abram to enjoy? Leave his fine house and have to camp in tents? Go on some dangerous roads where robbers might wait to steal their things and kill them? Leave his family, the only people on earth he could count on to help him? Why, no citizen of Ur was even allowed to move away from Ur without special permission of the king! Abram would even have to figure out how to leave Ur!

This God was asking Abram to love Him more than anything else! Abram would have to trust Him completely, if he were to obey Him. Could he really trust this God to take care of him completely? God gave Abram faith to believe that He could.

"Yes, God, I will trust in You," Abram said to the Lord. "Yes, I will stop worshipping Nannar and worship You. I will give up everything and follow You. And I will trust You to take care of me and help me to do whatever You want me to do," he prayed.

The LORD proved Himself worthy of Abram's trust. He gave Abram's father, Terah, the desire to more from Ur, too. And while most people in Ur would have been refused permission to leave, Terah was important enough to get the special permission from the king they needed to leave Ur. They loaded up donkeys with their belongings, gathered their flocks of sheep and goats together, said goodbye to the rest of the family and set off.

As they walked out down the road into empty wilderness, did Abram ever look back to take a last glimpse of Nannar's great ziggurat and doubt what he was doing? That night when they slept out in tents and ate food cooked over an open fire did Abram ever long for the beautiful home and fine food of Ur they left behind? After all, Abram had nothing but God's word to trust in. He didn't know to what place the LORD was taking him or when he'd get there. He didn't know how the LORD would bring about all He promised him, but God gave Abram faith. "I will trust in You. I will leave my country and my people. I will trust You to take care of me, and help me do whatever You want me to do," he

kept believing.

Terah and Abram traveled on and on until they came to the city of Haran, a favorite trading post for merchants traveling between Egypt and Ur. Terah was excited to be in Haran. The area around Haran was good for grazing flocks and there were plenty of other merchants to do business with. Best of all, the people of Haran were worshipers of Nannar, the Moon God. There was a temple to Nannar where Terah could make offerings to him again.

Terah was tired of traveling. "I am stopping here, Abram," Terah said. "Haran is my new home. I'm not going on to Canaan with you."

What should Abram do? He still felt the LORD calling onward to the place He had promised him. Haran was not to be his home; yet, what about his father? He was already 145 years old. Wouldn't a good son stay to care for him?

But Abram remembered the LORD's words to him: "Leave your country, your relatives and your father's house and go to the land I will show you..." Following this God meant giving up everything, even his father! Could he really do that?

God gave Abram faith. "I will trust in You. I will leave even my father. I will give up everything and follow You. I will trust You to take care of me and help me to do whatever You want me to do," he kept believing. So Abram said goodbye to his father and left Haran.

Through wilderness, mountains and valleys, Abram traveled hundred of miles. At last Abram came to the top of the last mountain, and looked down upon green valleys and rolling hills. Could this be Canaan?

Abram got his answer as he traveled across those hills and valleys and came to the town of Shechem. Yes, this beautiful land was Canaan, all right! And it was filled with more than beauty. It was filled with Canaanites! If this was the land the Lord was giving Abraham, someone needed to tell that to the Canaanites! They certainly didn't seem ready to just hand it over to Abram. This was their land! Not Abram's. They worshiped their gods, not the Lord! That was clear enough when Abram walked outside of town to the giant oak tree called Moreh. Here the Canaanites had placed carvings of their idols and made offerings to them there.

He had obeyed the LORD. He had traveled to Canaan.

But now what?

Suddenly the LORD appeared to Abram said, "I will give this land to your family!"

He was promising to get rid of the Canaanites and their idols and give the land to his family! That sounded almost too hard to believe; yet, the LORD gave Abram faith to trust Him.

Right there next to Moreh, in front of the Canaanites and their idols, Abram built an altar to the Lord, offered a thank offering and worshiped Him:

"You are God and I will trust in You," Abram prayed. "I don't know how You will give this land filled with Canaanites and idols to my offspring, but I will trust that You will take care of me and will fulfill Your promises to me."

### Cracking the Case:

**It's time to answer our Case Questions.**

**1. Who was given big promises? What were these promises?**

Abram. That he and his family after him would be given the land of Canaan. That through his family, the whole world would be blessed.

**2. What did the man do when the promises were put-off? Did the promises ever come true?**

Abram kept believing that God would answer these promises. Abram did not receive any of the land as his own while he lived. He did not see the great blessing that would come to all the world through his family, either. But, both of these promises did come true. His family grew to become the nation of Israel and they lived in Canaan. And through Abram's family came Jesus, the Savior of all of God's people.

### Something For You and Me

**Our Bible Truth is: God's People Trust Him**

**Our Bible Verse is: Proverbs 3:5-6**

"Trust in the LORD with all your heart, and do not lean on your own understanding. In all your ways acknowledge him, and he will make straight your paths."

Abram gave up everything and trusted God. But do you know that Abram died before he saw any of the promises come true? Not even a foot of the ground of Canaan had become his when he died. Even so, Abram died trusting that He would make them come true in

His perfect wisdom and timing.

Abram was right to trust the LORD because He was true to every one of those promises. He made Abram's children into the nation of Israel. He made Abram's name so great that he is still one of the most famous people in the world. And best of all, the LORD has blessed all nations of all times and places through Abram, by sending Jesus, who was the great, great, great, great, etc. grandson of Abram.

What about you and me? God has given us amazing promises that we can trust, too. He promises to make us His people when we turn away from our sins and trust in Jesus as our Savior. And as His people, He promises to take care of us every day of our life here on earth, then one day take us to life with Him forever. That will be best of all!

What will we do with these promises? Will we trust in them and follow the LORD as Abram did? I hope so. Let's praise this God who is always trustworthy. Let's ask Him to help us trust Him with our whole life.

*Close in prayer.*

### Closing ACTS Prayer

**A** God, we praise You for being completely trustworthy.

**C** God, we confess that many times we do not trust You as Abram did. We choose to do things our own way, not Your way. We need a Savior!

**T** God, we thank You for giving Abram faith to believe in You. Thank You for fulfilling Your promises to Abram by sending Your Son Jesus to save Your people from their sins.

**S** God, work in our hearts! Help us to turn away from our sins and trust Jesus as our own Savior. Send Your Holy Spirit to work in our hearts that we might trust You and obey You like Abram did.

### Special Words

**Canaan:** The name of the land that is now the country of Israel, back in Old Testament times.

**Canaanite:** Someone who lived in Canaan.

**Idol:** A fake god, usually made of stone, wood or some kind of metal.

# **ACTS PRAYER ACTIVITY**

Use this sheet to write down your ACTS Prayer

## **Instructions:**

Use this sheet to help the children apply the Bible Truth into a prayer. You can use the ACTS provided or even better, have the kids think of their own applications. Also have the children add their personal requests to the prayer, too. Lead the children in the prayer or let them pray sections, with your help. Never force a child to pray! Non-readers can participate by you whispering a section of the prayer into their ear and allowing them to pray it aloud for the group.

## **ADORATION:**

God, we praise You for being completely trustworthy.

God, we praise You for being.....

---

Add your own Adorations:

---

---

## **CONFESSION:**

God, we confess that many times we do not love You as we should and as You deserve. We love ourselves better. We need a Savior to save us from our sins!

God, we have sinned against You....

---

Add your own Confessions:

---

---

## **THANKSGIVING:**

Thank You, God for ways we have seen Your trustworthiness to us, even this week. Thank You for giving us Jesus to trust in as our Savior.

God, we thank You for...

Add your own Thanksgivings:

---

---

---

## **SUPPLICATION:**

God, work in our hearts! Help us turn away from our sins and trust in Jesus as our Savior. Send Your Holy Spirit to work in our hearts, that we might take joy in Your trustworthiness and cheerfully trust You, even when it is very hard to understand what good thing You are doing.

God, we need Your help...

Add your own Supplication:

---

---

---

---

---

## **SNEAKY SNACK**

Can you figure out how this snack ties in with our case?

---

### **Snack: Abram and the Altar to the Lord**

Sticks and stones Chex mix cereal “altar” with Teddy graham Abram near it, under a celery tree standing up right in a dab of peanut butter (or cream cheese). Also can use the peanut butter/cream cheese to stand up Abram. Warning: Ask about allergies to nuts!

This is only a suggestion. Feel free to modify. Be mindful of allergy issues among your children!

**Case Tie-in:** By the tree at Moreh, Abram built an altar to offer worship gifts to the LORD. He had brought Abram all the way to Canaan. He would give his family the land He promised, in His perfect timing. Abram trusted the LORD to keep all His promises to him.

---

## **SOUL FOOD**

Food for thought during snack time

---

1. What does the snack have to do with the story?

Choose a few questions from the other activity discussion sheets to talk about during this snack time.

2.

---

---

3.

---

---

4.

---

---

5.

---

---

6.

---

---

7.

---

---



Directions: Read and discuss Bible Truth, using a FEW of the questions. Play game. Feel free to modify the game to fit your children.

### God's People Trust Him

Trusting God means resting joyfully in God's care and plans. God's people trust God because they know that He is completely powerful, wise, and good. They know His plans are perfect and they are always for their good and His glory. They know that God always takes care of them and helps them do whatever He wants them to do, even if it is very hard.

God's people know that they won't trust God perfectly while they live on earth. God has forgiven them of their sins, but they are still sinners. And so here, they will sometimes struggle to trust God, even though they know He has never failed them. They are grateful for God's Holy Spirit, working in their hearts. He can help them to trust God more and more here on earth. They are even more grateful for the day when they will go to live with God in heaven forever. There, they will know and trust Him perfectly.

### Understanding the Bible Truth

1. What does trusting God mean? *Resting in God's care and plan.*
2. What does it mean to rest in God's care and plan? *To not worry, but believe that God knows what is best and will do it.*
3. What do God's people know about God that helps them trust Him? *He is completely powerful, wise, good, and perfect in His timing.*
4. What will God use everything that happens to do? *To bring glory to His name and to do good to them.*
5. How does God's all-powerfulness help God's people trust in Him? *They know that He is ABLE to do whatever He wants to do.*
6. How does God's perfect wisdom and love help God's people trust in Him? *They know that what He plans is only good.*
6. How does God's perfect timing help God's people trust in Him? *They know that He knows exactly when things should happen.*
7. What can God's people always depend on Him to do for them, even if it is very hard? *To take care of them and help them do whatever He wants them to do.*
8. Why won't God's people trust God perfectly while they live on earth? *Because they are still sinners.*
9. Who helps God's people trust in Him? *The Holy Spirit, working in their hearts.*
10. Where will God's people trust Him perfectly? *In heaven.*
11. How can we become God's people? *By turning from our sins and trusting in Jesus as our Savior.*

### Bible Verse Connection Question

1. What does our Bible Truth have to do with our **Bible Verse: Proverbs 3:5-6**: "Trust in the LORD with all your heart, and do not lean on your own understanding. In all your ways acknowledge him, and he will make straight your paths."?

*This verse encourages God's people to keep trusting in the LORD and His good promises to them, even when it doesn't make sense. Many times their understanding of what they are going through will tempt them to not trust God, but they should keep trusting Him anyway. They can count on God to show them what they should do and guide them through His will.*

### Bible Truth Story Connection Questions

1. What did Abram have to trust the LORD about? *That He would take care of him, even though he had left his family and Nannar, the god he had grown up worshiping. That He would one day fulfill His promises to give Canaan to his family and would make them into a great nation.*
2. How did Abram show he trusted the LORD? *He was willing to leave his family, Nannar and follow the Lord to the land he did not even know. He worshiped rather than doubted the Lord, even though he had no idea how the Lord would bring about His promises.*

**Life Application Questions**

1. What are some times when it is hard for us to trust in the Lord? *Answers vary.*
2. What should God's people do when it is hard to trust in the Lord? *Tell others and have them pray for them; ask the Lord to send the Holy Spirit to work in their hearts and help them trust Him.*
3. How can we become God's people? *By turning away from our sins and trusting in Jesus as our Savior.*

**ACTS Questions**

1. What is something we can praise God for because of this Bible Truth?  
*Praise God for being completely trustworthy.*
2. What are sins we can confess to God because of this Bible Truth?  
*Confess sins of fear, worry, and willfulness that show we do not trust Him as He deserves.*
3. What is something we can thank God for because of this Bible Truth?  
*Thank God for ways we have seen His trustworthiness to us, even this week.*
4. What is something we can ask God for because of this Bible Truth?  
*Ask God to help us to turn away from our sins and trust in Jesus as our own Savior. Ask God to send His Holy Spirit to work in our hearts, that we might take joy in His trustworthiness and cheerfully trust Him, even when it is very hard to understand what good thing He is doing.*

**The Gospel**

1. What did the angel tell Mary and Joseph that Jesus would do? Why did He need to do this? What is the gospel? *God is the good Creator and King of the world. He made people to worship Him and live by His good laws. But we are all sinners who have rebelled against Him. We all deserve death--God's just, eternal punishment for our sins. How terrible! But God has good news for us. In His great mercy, God sent His Son Jesus to earth to save sinners. Yes, Jesus, the perfect Son of God, left His home in heaven and became a man. He lived the perfect life that pleases God. (He's the only one who has ever done that!) He offered it up to God His Father as the perfect sacrifice for sins when He suffered and died on the cross. Then, on the third day, Jesus rose from the dead in victory. He had fully paid for the sins of God's people, so they wouldn't have to! Now all who turn away from their sins and trust in Jesus as their Savior will receive forgiveness of sins and eternal life with God. They will be His very own special people who will know Him and enjoy Him forever. We can be God's people, too, if we turn from our sins and trust in Jesus as our own Savior.*



## Game: Red Light, Green Light for Storks

### Materials

Tape

Bible Truth Questions

### Preparing the Game

1. Choose 20+ questions for your game from the Bible Truth Discussion Questions, or make up your own.
2. Write the Bible Truth questions on small thin strips of paper (or make a photocopy of the Bible Truth Discussion Questions and simply cut them into strips) and put them in the bag/bowl.
3. Tape a starting line and finish line at each end of the room.

### Playing the Game

Have all the children stand facing you on the starting line. Tell them that you are the traffic light controller for storks. When you say "Green light" they can move forward with your back towards them. But when you say "Red light" they must freeze in stork position, balancing on one leg. You will turn around quickly and try to catch anyone moving or off balance. These children will choose a question to ask the class. If the class gets it right, then the children can join the game back at Start. If they do not, then the children have to wait it out until another round when a correct answer is given. Whoever makes it to the finish line first becomes the new traffic light controller for storks.

Game continues as number of questions, time, and attention span allow.

### Optional TAKING IT TO OTHERS Activity: Quiz Questions

Have the children choose a few of the questions from the game to ask the parents/other children during TAKING IT TO OTHERS time. Help pre-readers by whispering the question in their ear and letting them ask it aloud to the parents/other children. Make sure you read the Bible verse aloud before you ask your questions.

Directions:

1. Write words to song in large print before class.
2. Play the song for the children, helping them follow along on the song sheet.
3. Discuss the song, using a few questions from the discussion sheet. *Don't use them all!*
4. Introduce sign language for key words of your choice from sign language sheet for your song. Use as few or as many as you think the children can learn.
5. Sing and sign the song. Sign language as well as large format lyrics and sheet music are found in the PFI Unit Songbook or online.
6. If desired, play the Song Game.

**Optional TAKING IT TO OTHERS Activity: Presenting and Singing the Song**

1. Sing and sign the song, encouraging the watching children/parents to join in.
2. Ask the class some of the questions listed below. The Bible Truth Connection Question is particularly good to help them understand how the song ties in with the Bible Truth.

**Trust and Obey**

**Verse 2**

Not a burden we bear, not a sorrow we share,  
But our toil He doth richly repay;  
Not a grief or a loss, not a frown or a cross,  
But is blest if we trust and obey.

**Refrain:**

Trust and obey,  
For there's no other way,  
To be happy in Jesus,  
But to trust and obey.

**Listen to it on PFI ESV Songs 12, Track 14**

**Understanding the Song**

1. What are the "burdens, sorrows and toil, grief, loss, frown, cross" the song is talking about? *This song is about the hard things in life that happen to us or people we love and how hard they are for us to deal with. "Burdens" and "toil" are things that are difficult things that we have to do. "Sorrows" and "frown" are sad things in our lives. "Loss" is losing someone/something we love; and "grief" is what we feel when we've lost it. It's the sadness we feel after something bad has happened, A "cross" is something hard that God has us suffer through for His good purposes, just like Jesus suffered and died on the cross for God's good purposes.*
2. Who is the "we" in this song? *Christians: people who have confessed their sins to God, turned from them and now trust in Jesus as their Savior, living their lives for Him.*
3. What will God do with every burden, sorrow and toil? *Richly repay them.*
4. How will God richly repay them, in money or something else? *He will bless them by using them for His glory and our good and the good of others. In heaven, He promises to give us even greater blessings that we cannot imagine.*
5. What does God want us to do as we go through these hard things? *Trust and obey.*
6. What does it mean to trust and obey? *To rest joyfully in who God is and have faith that He is perfect in what He has allowed to happen and has good purposes for what He has allowed. To obey means to keep doing the things that God wants His people to do: pray, rejoice in Him, love others, keep His laws, take comfort in His Word, etc.*
7. Why is it especially hard to keep trusting and obeying when hard things happen to us? *Because many times we don't understand God's good purposes in the hard things that happen and it is easy to start doubting that He knows best and stop doing the things He has told us to do.*

**Bible Truth Connection Question**

1. How does this song relate to our Bible Truth: **God's People Trust Him**? *God is the only one who perfectly knows and understand His plans. Many times God's people must trust Him and obey Him when there are many things they cannot understand. As hard as this may be at times, they know that because God is completely powerful, wise, good, and perfect in His timing, they can always trust that He knows best. This is the way to be "happy in Jesus."*

**Story Connection Question**

1. How does this song relate to today's story? *Abram had the sorrow of leaving his country, culture, and even family to obey the Lord. Even though he was yet to see the Lord fulfill His promises to him, Abram believed in His complete goodness, power, wisdom and timing and trusted in Him.*

**Bible Connection Question**

1. What does this hymn have to do with our Bible Verse: **Proverbs 3:5-6**: "Trust in the LORD with all your heart, and do not lean on your own understanding. In all your ways acknowledge him, and he will make straight your paths." *Many times it is very hard to trust God when we have to bear hard "burdens" or sorrows. Many times God's people do not understand why they have to go through them or what good thing God is doing through them. But God's people know that they do not have to lean on their own understanding. Instead, they trust in the LORD with all their heart and obey whatever it is they know He wants them to do. They can trust that God will make their paths straight: He will help them to obey Him and He will use everything they are going through for their good and His glory.*

**Life Application Questions**

1. How can God's people today be affected by the message of this song?

*They can praise God for being completely worthy of their trust even in very hard times. They can ask Him to send His Holy Spirit to work in their hearts and help them keep on trusting and obeying Him, no matter what.*

2. How can we become God's people? *By turning away from our sins and trusting in Jesus as our Savior.*

**ACTS Questions**

1. What is something we can praise God for from this hymn?

*Praise God for being completely trustworthy.*

2. What are sins we can confess to God from this hymn?

*That many times we do not want to trust God or obey Him. We grumble and complain when we go through hard things instead of wanting God to work through them for His glory or our good.*

3. What is something we can thank God for from this hymn?

*We can thank God for using every single burden and sorrow that His people go through for their good and His glory.*

4. What is something we can ask God for from this hymn?

*That God would work in our hearts that we confess our sins, might turn from our sins and trust Jesus as our Savior. We can ask Him to send the Holy Spirit to work in our hearts to help us to trust Him and obey Him with every single burden we bear or sorrow we share.*

**Gospel Question**

1. We are all sinners who have not trusted and obeyed God. What do we deserve? How can we be saved? What is the gospel?

*God is the good Creator and King of the world. He made people to worship Him and live by His good laws. But we are all sinners who've rebelled against Him. We all deserve death--God's just, eternal punishment for our sins. How terrible! But God has good news for us. In His great mercy, God sent His Son, Jesus to earth as a man to save sinners. He lived the perfect life that pleases God. (He's the only one who's ever done that!) He offered it up to God His Father as the perfect sacrifice for sins when He suffered and died on the cross. Then, on the third day, Jesus rose from the dead in victory. He had fully paid for the sins of God's people, so they wouldn't have to! Now all who turn away from their sins and trust in Jesus as their Savior will receive forgiveness of sins and eternal life with God. They will be His very own special people who will know Him and enjoy Him forever. We can be God's people, too, if we turn from our sins and trust in Jesus as our own Savior.*

## **Song Game: Big Voice, Little Voice**

### **Materials**

Song

Sign language signs used in the song printed out onto little cards

Blindfold

### **Preparing the Game**

None.

### **Playing the Game**

1. Practice the song and signs until the children know them well. Then tell them: "Children, we are going to hide a sign language sign and see if one of you can find it... with a little help from the rest of us!"
2. Choose someone to be "It" and blindfold them. Choose another child to hide one of the sign language cards. When it's hidden, "It" can remove the blindfold and begin to look.
3. The rest of the children will sing the song in a louder voice when "It" gets closer to the hidden sign and quieter when "It" gets further from the sign.
4. When "It" finds the hidden clue, another "It" is chosen and play begins again.

Game continues as number of questions, time, and attention span allow.

choose a FEW questions for discussion, then choose the game and/or music activity

**Meditation Version: Proverbs 3:5-6**

“Trust in the LORD with all your heart, and do not lean on your own understanding. In all your ways acknowledge him, and he will make straight your paths.”

**Understanding the Bible Verse**

1. What does it mean to trust in the LORD? *To have so much confidence in God’s love, power, goodness, wisdom & timing in all things, that you can rest joyfully in Him, even in very hard times.*
2. What does is our “heart”? *This kind of heart is not the kind that beats. It is the part of you that thinks, feels, loves, and can know God.*
3. What does it mean to trust the LORD with all of your heart? *It means that you believe that the LORD will really do everything He has promised to do and you are going to live your whole life depending on Him and His promises. Because you trust Him with all of your heart, that changes the way you think and feel about things on the inside, and the way you act on the outside—even in very hard times.*
4. What does it mean to “lean on your own understanding”? *It means to depend only on what you know about something.*
5. What does it mean to acknowledge God in all our ways? *It means to remember that only God is completely good, wise, loving and powerful. Only He knows the reasons for everything that happens to us.*
6. Why should we acknowledge God in our ways rather than lean on our own understanding? *Because we are just humans and can’t understand so many things. Only God knows enough to really understand what is best and is powerful enough to do it.*
7. What does it mean for God to make our paths straight? *It doesn’t mean that He will make paths or roads that we walk on without curves. It means that He will show us what to do, even though we don’t understand everything.*

**Bible Truth Connection Question**

1. What does this verse have to do with the **Bible Truth: God’s People Trust Him?** *God’s people are to keep trusting in the LORD and His good promises to them, even when it doesn’t make sense. Many times their understanding of what they are going through will tempt them to not trust God, but they should keep trusting Him anyway. They can count on God to show them what they should do and guide them through His will.*

**Story Connection Questions**

1. What does the verse have to do with our story? What did Abram have to trust the LORD about, rather than lean on her own understanding? *How the LORD—not Nannar or the Canaanite idols—would take care of him and prosper him.; that He would take care of him even though he had left all his family behind; that would one day give him Canaan and make his family into a great nation.*

**Life Application Questions**

1. What is something that you or someone you know has to trust God about right now? How could you encourage them to trust God instead of worrying?
2. What is the best first step in trusting God for all of us? *To turn away from our sins and trust in Jesus as our Savior.*

**ACTS Questions**

1. What is something we can praise God for from this Bible Verse? *Praise God for being always worthy of being trusted.*
2. What are sins we can confess to God from this Bible Verse?  
*That we are all sinners. We love to do things our own way. We love to trust in our own understanding. Too often we do not want to trust in God or do things His way. We deserve God’s punishment! We need a Savior!*
3. What is something we can thank God for from this Bible Verse?  
*We can thank God that when we trust in Him that He will show us what He wants us to do. We do not have to rely on our own understanding.*
4. What is something we can ask God for from this Bible Verse?  
*We can ask God to work in our hearts that we would want to confess our sins, turn away from disobeying Him and trust in this wonderful Jesus as our own Savior. We can ask Him to fill our hearts with His Holy Spirit that we might trust in Him and not on our own understanding to show us what He wants us to do.*

**The Gospel**

1. All people are sinners who deserve God's punishment for their sins. What do we all need to trust Jesus to do for us? What is the gospel?

*God is the good Creator and King of the world. He made people to worship Him and live by His good laws. But we are all sinners who have rebelled against Him. We all deserve death--God's just, eternal punishment for our sins. How terrible! But God has good news for us. In His great mercy, God sent His Son Jesus to earth to save sinners. Yes, Jesus, the perfect Son of God, left His home in heaven and became a man. He lived the perfect life that pleases God. (He's the only one who has ever done that!) He offered it up to God His Father as the perfect sacrifice for sins when He suffered and died on the cross. Then, on the third day, Jesus rose from the dead in victory. He had fully paid for the sins of God's people, so they wouldn't have to! Now all who turn away from their sins and trust in Jesus as their Savior will receive forgiveness of sins and eternal life with God. They will be His very own special people who will know Him and enjoy Him forever. We can be God's people, too, if we turn from our sins and trust in Jesus as our own Savior.*



## Game: Ball Circle Toss

### Materials

Bible Verse written up in large print so that all can see  
Foam or other soft surface ball

### Preparing the Game

None.

### Learning the Verse

Some or all of your children may be non- or early readers. Teach the verse in sections, having them say it after you. Repeat a few times. Add clapping or other movement as they say it.

### Directions

1. If desired, lead the children in a discussion of a **FEW** of the most important questions before beginning game.
2. Explain the game to them as follows:  
Have the children spread out in a circle, arm's length apart. Explain that everyone together will chant the verse slowly, word by word, and toss the ball to another child with each word chanted. They want to try to chant the whole verse without dropping the ball. Speed up the pace of the chanting as the children get good at chanting and catching.

Game continues as time and attention span allow.

### Alternative Game Version:

1. Individual chant version: After the children can get through the verse without dropping the ball and chanting the verse together, have them try to get through the entire verse with only the person throwing the ball saying the next word.
2. No Hands Version: Have the children sit on the floor and roll the ball to each other. They must try to trap the ball with their legs, etc. (no hands) instead of trying to catch it.

### Optional TAKING IT TO OTHERS Activity: Quiz Questions

Have the children choose a few of the questions from the game to ask the parents/other children during TAKING IT TO OTHERS time. Help pre-readers by whispering the question in their ear and letting them ask it aloud to the parents/other children. Make sure you read the Bible verse aloud before you ask your questions.

Directions:

1. Write words to song in large print before class.
2. Play the song for the children, helping them follow along on the song sheet.
3. Discuss the song, using a few questions from the discussion sheet. *Don't use them all!*
4. Introduce sign language for key words of your choice from sign language sheet for your song. Use as few or as many as you think the children can learn.
5. Sing and sign the song. Sign language as well as large format lyrics and sheet music are found in the PFI Unit Songbook or online.
6. If desired, play the Song Game.

**Optional TAKING IT TO OTHERS Activity: Presenting and Singing the Song**

1. Sing and sign the song, encouraging the watching children/parents to join in.
2. Ask the class some of the questions listed below. The Bible Truth Connection Question is particularly good to help them understand how the song ties in with the Bible Truth.

**Trust**

Trust in the LORD,  
 Trust in the LORD,  
 Trust in the LORD with all your heart,  
 And do not lean,  
 And do not lean,  
 On your own understanding,  
 In all your ways, acknowledge Him,  
 In all your ways acknowledge Him,  
 And He will direct your paths,  
 And He will direct your paths.  
 Proverbs Three, five and six.

**Listen to it on PFI ESV Songs 12, Track 16**

## Song Game: Sign It, Say It, What Does It Mean?

### Materials

Sign Language signs used in song, particularly choose words with important meanings you want the children to learn, such as "grace", "redeem", etc.

Bag or bowl

### Preparing the Game

1. Cut out signs and put in bowl.

### Playing the Game

1. Practice the song and signs until the children know them well. Then put all the signs we've learned in this bag/ bowl and mix them up.
2. Ask one of the children to choose a sign, but not show it to anyone...but you, if they need some help.
3. Ask the child to do the sign for the rest of the children and see if the other children can guess which one it is. Do the sign with the child, if desired.
4. When the children guess the sign, ask them the meaning of the word. If no one guesses the sign, put it back in the bowl to be picked again.
5. Choose another child to pick a new sign from the bag and continue.

NOTE: You might want to sing the song after you do each word or couple of words.

Game continues as number of questions, time, and attention span allow.

**STORY REVIEW**

Directions: Read and discuss Bible Truth, using a FEW of the questions. Play game. Feel free to modify the game to fit your children.

**General Story Questions**

1. What was Ur like? *Like the New York City of its day. Capitol of Sumer, home to the king and all his government servants. Almost a half million people lived and worked within the seventy-five-foot thick walls of this bustling city. With fabric and pottery factories; international shipping and trade; schools and universities; and many markets, there was plenty work for everyone. Ships would dock in its harbor, laden with the newest, most exotic goods from other parts of the world. Craftsmen would make the most exquisite jewelry of gold and silver. People lived in the finest houses, had the best clothes, finest jewels, and the richest lifestyles of the world. Ladies would parade around in their long dresses of finest linen, escorted by their fine looking men wearing long pleated kilts of wool. Huge temple to Nannar, their god.*
2. What god did Terah and Abram worship in Ur? *Nannar.*
3. What happened that caused Abram to stop worshipping Nannar? Who did he worship instead? *The LORD appeared to Abram and told him to worship Him instead. He told Abram to leave Ur and go to Canaan.*
4. What did the LORD promise Abram? *I will make you into a great nation and I will bless you; I will make your name great, and you will be a blessing. I will bless those who bless you, and whoever curses you I will curse; and all peoples on earth will be blessed through you.” (Genesis 12:1-3)*
5. What did the LORD want Abram to do? Why would this have been hard? *Leave his country, his people and his father’s house and follow the LORD to a land He would show him. Ur was the most modern city of the world and Abram enjoyed a rich life there. Abram would have to leave that behind to go to some unknown place. He would leave his people behind and be like a stranger somewhere else. If he left his father’s house, he would be leaving the only people who he could count on to help him in times of trouble or sickness. He didn’t even know where he was going to or what it would be like.*
6. Where did Terah plan to go to and why didn’t he get there? *Canaan. We don’t know, but maybe because the land around Haran was good and because of the temple to Nannar.*
7. What would Terah have liked especially about Haran? *Worship of Nannar.*
8. Why didn’t Abram stay in Haran? How did he know where to go? *The LORD called him on. He guided Abram where He wanted him to go.*
9. What did Abram think about Canaan? *It was beautiful, but filled with Canaanites and their idols.*
10. What did the LORD do at the Tree of Moreh? *Appeared again to Abram and promised him the land of Canaan.*
11. What did Abram do at the Tree of Moreh to show that he trusted the LORD? *Made an altar & worshiped Him.*
12. How much of the LORD’s promises had Abram received when he died? *None!*
13. How was it that Abram had so much faith and trust in the LORD? *The LORD gave him the grace to believe and trust.*

**Bible Truth Connection Questions**

1. What does this story have to do with our Bible Truth: God’s People Trust Him? *Abram answered the LORD’s call for him to leave his country, his people, and his family to follow Him. He believed in the LORD and trusted Him completely.*

**Bible Verse Connection Question**

1. What does the story have to do with our Bible Verse: **Proverbs 3:5-6**: “Trust in the LORD with all your heart, and do not lean on your own understanding. In all your ways acknowledge him, and he will make straight your paths.”? *Abram had to trust the LORD rather than lean on her own understanding in how He (the LORD)—not Nannar or the Canaanite idols—would take care of him and prosper him.; that He would take care of him even though he had left all his family behind; that would one day give him Canaan and make his family into a great nation.*

**Life Application Questions**

1. What should we do if we know God wants us to trust and obey Him, but are having a hard time doing it? *Tell our parents, Christian friends, teachers so they will pray and encourage us. Ask God to send His Holy Spirit to work in our hearts and give us more trust and obedience to Him.*
2. What is the best first step God calls us each to make in trusting Him? *To turn away from our sins and trust in Jesus as our Savior.*

**ACTS Questions**

1. What is something we can praise God for being that we learned in our story? *Praise God for being completely trustworthy.*
2. What is something we can confess as sin that we learned in our story? *Confess that many times we do not trust God as Abram did. We choose to do things our own way, not God's. We deserve God's punishment. We all need to confess our sins to Him and ask His forgiveness! We need a Savior!*
3. What is something we can thank God for that we learned in our story? *We can thank God for giving Abram faith to believe in Him. We can thank God for fulfilling His promises to Abram by sending His Son Jesus to save His people from their sins.*
4. What is something we can ask God for that we learned in our story? *We can ask God to work in our hearts, helping us to turn away from them and trust Jesus as our own Savior. We can ask Him to send the Holy Spirit to work in our hearts that we might trust God and obey Him like Abram did.*

**The Gospel**

1. Abram lived before Jesus' day, but God promised him that all people would be blessed through one of his children. Abram looked forward in faith to the day this child would come and how he would save God's people. Who was this child? How did he bless all peoples? What is that good news of salvation through Jesus? What is the gospel? *The child was Jesus. He blessed all peoples by bringing salvation to all who would repent and believe in Him. The gospel is:  
God is the good Creator and King of the world. He made people to worship Him and live by His good laws. But we are all sinners who have rebelled against Him. We all deserve death--God's just, eternal punishment for our sins. How terrible! But God has good news for us. In His great mercy, God sent His Son Jesus to earth to save sinners. Yes, Jesus, the perfect Son of God, left His home in heaven and became a man. He lived the perfect life that pleases God. (He's the only one who has ever done that!) He offered it up to God His Father as the perfect sacrifice for sins when He suffered and died on the cross. Then, on the third day, Jesus rose from the dead in victory. He had fully paid for the sins of God's people, so they wouldn't have to! Now all who turn away from their sins and trust in Jesus as their Savior will receive forgiveness of sins and eternal life with God. They will be His very own special people who will know Him and enjoy Him forever. We can be God's people, too, if we turn from our sins and trust in Jesus as our own Savior.*

## Game: Tell the Truth Basketball

### Materials

- 3 baskets
- A ball
- Paper and marker
- Masking Tape
- 20+ statements that are true, false or not in the story

### Preparing the Game

1. Use the Story Review Questions to come up with 20+ statements about the story that are true, false, or not in the story.
2. Write the words "true", "false", and "not in the story" on separate pieces of paper and tape each to a basket. Use the masking tape to make a throw line. Place the baskets in a line, a reasonable throwing distance from the throwing line.

### Playing the Game

Divide the children into two teams and have them line up at the throw line. Ask a child to come up to the throw line. Read him one of the statements and ask him to give his answer: true, false, not in the story by throwing the ball into the basket with the right answer card on it. If correct, then he scores 2 points for his team. If incorrect or accidentally goes into the wrong basket, the statement is read to the first person in line for the other team. If he tosses the ball into the right basket, then he scores one point for his team.

Play continues as statement cards last, or as time and attention span allow.

### Non-competitive Option

Don't split into teams. Have the children take turns making baskets and answering the questions.

### Optional TAKING IT TO OTHERS Activity: Quiz Questions

Have the children choose a few of the questions from the game to ask the parents/other children during TAKING IT TO OTHERS time. Help pre-readers by whispering the question in their ear and letting them ask it aloud to the parents/other children.

**CASE REPLAY ACTIVITIES**

Use this guide to review the Case Story and act it out for others to enjoy!

**CASE REPLAY, JR: YOUNGEST CHILDREN**

**Description:** The children will act out the story together, everyone doing the same action/sound effect at the same time. This activity is most suitable for kindergarteners.

**Materials**

The Case RePlay, Jr. script for younger children

**Preparation**

1. Read through the script and write in the blanks along the side possible actions/sound effects the children could do to act it out.

**Instructions**

1. Tell the children that they will be re-enacting the story together as you tell it.
2. As you read the script, lead the children in actions/sound effects to do with you.
3. If desired, you can read the script and stop at certain sentences and ask them what a good action/sound effect would be to act out what you just read.
4. Repeat the re-enactment one or two times more.

**CASE REPLAY, SR: OLDER CHILDREN**

**Description:** The children act out the story as a three-scene play. You will narrate it using the Case RePlay, Sr. script and they will act it out (no spoken words, for the most part), with each child assuming a different character's role. This activity is most suitable for first grade and up. You will review the story, then practice it a few times before performing it for others.

**Materials**

The Case RePlay, Sr. script  
White board or other large format paper  
Costumes and props

**Preparation**

1. Prepare for the play by choosing costumes and props for each character in the story. Decorate the area with any scenery props.
2. Write the words "Beginning," "Middle," "End" on a large piece of paper/whiteboard with plenty of space under each heading. You will use this paper to help the children think about the story as a three-scene play, as it is presented in the script.

**Instructions**

1. Tell the children that they will get to act out the story as a three-scene play, with a beginning, middle and end section. Tell them that before they can act it out, they need to think it out. as you narrate it with your script.
2. Take the children's answers as they recount the story, helping them put key incidents in the right order.
3. If desired, when they have filled in their Beginning, Middle, End, read through your whole (real) script, so they hear exactly what you will have them act out.
4. Then tell the children that it's time to practice acting out the story.
5. Assign parts to each child. If you are using costumes, do NOT give them out at this point. They will be a distraction.
6. Have all the children sit on the floor or in chairs on one side of the "stage," then call the characters up in place as their part in the story comes.
7. As you read the script, guide the children in where you want them to move or do to act it out.
8. After going through the whole script once, give out any costumes and props and act out the script once or twice more.

**Optional TAKING IT TO OTHERS Activity: Re-enacting the Story**

Read the script as the children act out together (younger) or assuming different roles (older) as the other children or the parents watch.



# **CASE REPLAY, JR--YOUNGER KIDS (KINDERGARTEN) P.2**

Welcome to our play! The name of our story is: The Case of the Put-off Promise.

Our story takes place in Old Testament times, about 2000 years before Jesus lived on earth.

And now we present: "The Case of the Put-off Promise."

### **Scene 1:**

Terah and his family lived in Ur, one of the most modern, important cities in the world at that time. Terah and his sons had grown rich as merchants and lived in luxury there. They worshiped and thanked Nannar, the god of Ur, for his blessing upon their work. One day, the LORD appeared in His glory to Abram. The LORD gave made Abram many great promises. He promised to make him into a great nation, to bless him, and to bless all nations through him; but, He commanded Abram to leave his country, his people and even his father's house (his family) and follow Him to a new land. Abram stopped worshipping Nannar. He believed in the LORD and worshiped Him. Abram felt God's call to leave Ur and his father's house. The LORD was calling him to a new land.

### **Actions:**

---

---

---

---

---

---

---

---

### **Scene 2:**

The LORD laid on Terah's heart to leave Ur, too. Terah got permission from the KING to leave Ur. He, along with Abram and Lot and their families, moves from Ur and heads towards Canaan. After months of traveling, they arrive in Haran. It is another center of worship of Nannar. Terah decides to settle there rather than moving onto to Canaan. He can be comfortable there. But not Abram. The LORD was calling him on towards the land He promised him. Abram says goodbye to Terah and follows the LORD's leading toward Canaan.

---

---

---

---

---

---

---

---

### **Scene 3:**

Abram travels a long time through dry, empty lands. At last he comes to the hills and valleys of Canaan. Abram sees the land is beautiful, but it is also filled with Canaanites and their idols. The LORD appears to Abram again, outside Shechem, at the tree of Moreh, where the Canaanites also had altars to their idols. He tells Abram that this is the land that He will give his family. Abram believes the LORD. He builds an altar and makes a worship gift-sacrifice to Him right there. Abram lived in Canaan many years until he died a very old man. Even when he died, the LORD still had not given him or his family even a foot of ground of Canaan. But Abram still did not doubt, but trusted the LORD for what He had promised. And one day, the LORD answered all His promises. The land of Canaan became the homeland of Abram's family, the people of Israel.

---

---

---

---

---

---

---

---

### **Bible Truth Tie-In:**

The Bible Truth we are learning is: **God's People Trust Him.** Abram answered the LORD's call for him to leave his country, his people, and his family to follow Him. He believed in the Lord and trusted Him completely.

---

---

---

---

## **CASE REPLAY, SR--OLDER KIDS (1ST GRADE AND UP) P.3**

Welcome to our play! The name of our story is: The Case of the Put-off Promise.

Our story takes place in Old Testament times, about 2000 years before Jesus lived on earth.

The characters in our story are: Terah; Abram; the King of Ur; and, the Canaanites.

And now we present: "The Case of the Put-off Promise."

### **Scene 1: (Beginning)**

Terah and his family lived in Ur, one of the most modern, important cities in the world at that time. Terah and his sons had grown rich as merchants and lived in luxury there. They worshiped and thanked Nannar, the god of Ur, for his blessing upon their work. One day, the LORD appeared in His glory to Abram. The LORD gave made Abram many great promises. He promised to make him into a great nation, to bless him, and to bless all nations through him; but, He commanded Abram to leave his country, his people and even his father's house (his family) and follow Him to a new land. Abram stopped worshiping Nannar. He believed in the LORD and worshiped Him. Abram felt God's call to leave Ur and his father's house. The LORD was calling him to a new land.

### **Scene 2: (Middle)**

The LORD laid on Terah's heart to leave Ur, too. Terah got permission from the KING to leave Ur. He, along with Abram and Lot and their families, moves from Ur and heads towards Canaan. After months of traveling, they arrive in Haran. It is another center of worship of Nannar. Terah decides to settle there rather than moving onto to Canaan. He can be comfortable there. But not Abram. The LORD was calling him on towards the land He promised him. Abram says goodbye to Terah and follows the LORD's leading toward Canaan.

### **Scene 3: (End)**

Abram travels a long time through dry, empty lands. At last he comes to the hills and valleys of Canaan. Abram sees the land is beautiful, but it is also filled with Canaanites and their idols. The LORD appears to Abram again, outside Shechem, at the tree of Moreh, where the Canaanites also had altars to their idols. He tells Abram that this is the land that He will give his family. Abram believes the LORD. He builds an altar and makes a worship gift-sacrifice to Him right there. Abram lived in Canaan many years until he died a very old man. Even when he died, the LORD still had not given him or his family even a foot of ground of Canaan. But Abram still did not doubt, but trusted the LORD for what He had promised. And one day, the LORD answered all His promises. The land of Canaan became the homeland of Abram's family, the people of Israel.

### **Bible Truth Tie-In:**

The Bible Truth we are learning is: **God's People Trust Him.** Abram answered the LORD's call for him to leave his country, his people, and his family to follow Him. He believed in the Lord and trusted Him completely.

## An Altar to the LORD

### Description

The children will make an altar out of sticks/toothpicks and salt dough.

### Materials

4 Cups of Flour 1 Cup of Salt 1 1/2 Cups of Hot Water Twigs or toothpicks (flat ended kind, preferably)

1 4" by 4" piece of cereal box or poster board per craft

Extra salt dough or sheep picture and markers, if desired

### Preparing the Craft

1. Make the salt dough by combining the first three ingredients and kneading well. Store in container until ready to use.
2. Cut cereal box/poster board into 4" squares, using pattern provided below, if desired.

### Making the Craft

1. Show children your sample.
2. Have the children roll pieces of salt dough into stones and form an altar by stacking them on top of each other. Use the piece of cardboard as the base of the altar.
3. Add toothpicks or twigs across the top of altar, pressing into salt dough to secure in place.
4. If desired, color in the sheep picture and put it on top of the altar; or, take another piece of salt dough and make a bull, sheep or bird shape, as one of these probably would have been used as a sacrifice by Abram.

### Optional **TAKING IT TO OTHERS** Activity: Craft Presentation

If you are presenting the craft to other children or parents the children can hold up their crafts (or your model craft) and read their Bible Truth Connection answers to explain the importance of the craft.

**CASE CRAFT****Discussion Guide****Instructions:**

As the children are settled into making their craft, ask them these questions to help them understand the craft's significance. Use the answers provided to guide the children's answers.

**Discussion Questions**

1. Where did the LORD lead Abram to live? *In Canaan.*
2. What did Abram do by the tree at Moreh? *He made an altar to the LORD.*
3. What did he do with the altar? Why? *He made a worship gift-sacrifice on it, showing that he worshiped the LORD, not the idols of the people of Canaan.*
4. What is Bible Truth that we are learning? *God's People Trust Him.*
5. What does our craft have to do with our Bible Truth: God's People Trust Him? *Abram obeyed the LORD and went to the Canaan only to find many people lived there who worshiped idols. Abram trusted God to keep His promises to give his family the land and to bless all people through one of his children.*
6. What can our craft help us remember? *God's people can trust God to keep His promises to them, even before they see how He will do it.*


**TAKING IT TO OTHERS****Craft Presentation****Instructions:**

Have children hold up your model craft/their crafts. Choose five children (or you say) the five sections below to explain the craft's importance.


**Presentation:**

1. Our craft is: An Altar to the LORD.
2. By the tree at Moreh, Abram made an altar to make a worship gift-sacrifice and worship the LORD, instead of the idols of the people of Canaan.
3. Our Bible Truth is: God's People Trust Him.
4. Abram obeyed the LORD and went to the Canaan only to find many people lived there who worshiped idols. Abram trusted God to keep His promises to give his family the land and to bless all people through one of his children.
5. Our craft can help us remember that God's people can trust God to keep His promises to them, even before they see how He will do it.


Note: Even non-readers can participate in presenting the craft, if you will whisper what they are to say in their ear and let them say it aloud for the others to hear.



**Pattern for Altar Base**



**Pattern for Altar Base**





**BEFORE CLASS:****1. PICK YOUR PERSON**

VIPPs can be anyone in your church! Typically, they fall into 6 categories: Church staff, Elders, Deacons/deaconesses, Special Volunteers (people who aren't paid, but spend a lot of time helping out in particular ways), Supported Workers (aka missionaries), and Church Members.

**2. GATHER YOUR FACTS**

Use the VIPP Information Sheet to write down the facts about your VIPP. The information on this worksheet is used in the VIPP activities, listed in the "Choose an Activity" section below.

**DURING THE ACTIVITY:****1. INTRODUCE YOUR VIPP**

Introduce your VIPP to the children, using the VIPP Information Sheet. Fill in a set of VIPP Clue Cards with the information for your VIPP. If desired, you can even have the actual person come into class for the children to meet.

Need help describing what someone does for the church in a kid-friendly way? Check out the list of common VIPPs on the Praise Factory website in the PFI resources. There are lots of kid-friendly descriptions for common VIPP's, such as pastors, elders, deacons and a lot more.

**2. PRAY!**

Lead the children in praying for the VIPP. Ask the children if they would like to pray for one of the VIPPs prayer requests. Even non-readers can pray for the VIPP if you whisper the prayer request in their ear, then let them say it aloud. Never force a child to pray!

**3. CHOOSE AN ACTIVITY**

There are two activities you can use to help the children learn about the VIPP:

**VIPP Clue Cards:** These are nine coloring sheets in which children fill in the nine things they learn about the VIPP from the VIPP Information Sheet. Photocopy a set of each child. Use as few or as many of these Clue Cards as you desire. They are found in the back of this book.

**VIPP Game:** This is a game that uses a set of Clue Cards for one or two VIPPs.

Choose a VIPP and fill in his/her information on the VIPP Information Sheet. Fill in a set of VIPP Clue Cards with the information for your VIPP. Tell the children about the VIPP, having them fill in the VIPP Clue Cards with the key facts as they learn them. Write any words the children need to write on a white-board or other piece of paper so they can see how to spell them. Help younger children write these words on their clue cards. Ideas for how to tell the children about many common VIPPs are listed at [praisefactory.org](http://praisefactory.org) with the resources for this Bible Truth.

**Optional TAKING IT TO OTHERS Activity: Introduce and Pray for the VIPP**

If you are presenting the VIPP to other children or parents you can assign children to hold up the 10 clue cards and say what each card tells about the VIPP. (Or, you can have the children hold them up as you tell what each one means.) Then lead the children in praying for the VIPP.

## Game: Crabbin' Around

### Materials

Information Sheet for two VIPPs

2 Sets of Clue Cards

Tape

A Bag

### Preparing the Game

1. Fill in one set of clue sheets for the VIPP you are using.
2. Put all the Clue Cards in a bag, except for the ones with the names and pictures of the VIPPs.
3. Tape the picture and name of each VIPP to the wall, about 3 feet from the ground.

### Playing the Game

**Reveal:** Tell the children about the VIPPs, showing them your filled-in clue cards as you tell about them.

**Review:** Put the Clue Cards for both VIPPS put in one bag. Mix up. Have children sit down, with their legs in front of them and their hands propped behind them. Show them how to get in crab position and try moving around. (Moving on hands and feet, with front side facing up). Tell them that you will pull out a clue, tell them what it is and they are to crab-crawl their way to the picture of the person who it belongs to. Give them the answer after everyone has run to their guessed person. Continue until all clues have been used up.

**VIPP INFORMATION SHEET**

**VIPP NAME:**

\_\_\_\_\_

**WHAT VIPP LOOKS LIKE**

Man or Woman? \_\_\_\_\_

Hair color? \_\_\_\_\_

Eye color? \_\_\_\_\_

**FAVORITE ANIMAL**

\_\_\_\_\_

\_\_\_\_\_

**FAVORITE FOOD**

\_\_\_\_\_

\_\_\_\_\_

**FAVORITE FREE TIME ACTIVITY**

\_\_\_\_\_

\_\_\_\_\_

**WHAT VIPP DOES DURING WEEK**

\_\_\_\_\_

\_\_\_\_\_

\_\_\_\_\_

\_\_\_\_\_

**VIPP GROUP OF SERVICE:**

Church Member

Deacon

Elder

Church Staff

Special Volunteer

Supported Worker  
(Missionary)

**3 WAYS VIPP SERVES CHURCH**

\_\_\_\_\_

\_\_\_\_\_

\_\_\_\_\_

\_\_\_\_\_

\_\_\_\_\_

\_\_\_\_\_

\_\_\_\_\_

\_\_\_\_\_

**3 WAYS TO PRAY FOR THE VIPP**

\_\_\_\_\_

\_\_\_\_\_

\_\_\_\_\_

\_\_\_\_\_

\_\_\_\_\_

\_\_\_\_\_

\_\_\_\_\_

\_\_\_\_\_

