

BIBLE TRUTH 4, LESSON 2: PLANNER/OVERVIEW

GETTING STARTED: Welcome and Opening Songs (*introduce unit and get kids moving with these songs*)

Welcome to Praise Factory: PFI: Praise Factory Investigators Theme Song *PFI ESV Songs 12 CD, Track 1*

Rules to Help Us Worship God and Love Others: WoGoLOA Classroom Rules Song
PFI ESV Songs 12 CD, Track 2

Big Question Under Investigation: Big Question 12 Songs *PFI ESV Songs 12 CD, Tracks 3,4*

Big Question Bible Verse: Ephesians 5:1-2 Song: *PFI ESV Songs 12, Track 5*
Extra Bible Verse Song: Let Everyone Who Names the Name: 2 Timothy 2:19,22, ESV PFI ESV Songs 12, Track 6

DIGGING DEEP DOWN: Key Concept and Story (*introduce the Bible Truth and tell the related story*)

Bible Truth 4: God's People Trust Him

Bible Truth Hymn: Trust and Obey, v.2 *PFI ESV Songs 12, Track 14*
Extra Song: Walk by Faith PFI ESV Songs 12, Track 15

Bible Verse: Proverbs 3:5-6

Bible Verse Song: Trust *PFI ESV Songs 12, Track 16*
Extra Bible Verse: Trust in the LORD Proverbs 3:5-6, ESV PFI ESV Songs 12, Track 17
Extra Bible Verse: May the God of Hope: Romans 15:13, ESV PFI ESV Songs 12, Track 18

Lesson 2 Story of the Saints: The Case of the Impossible Task

TAKING ACTION: Response Activities (*choose from among these activities*)

Snack and Discussion Planner: Gang Leader's Lead and Nigerian Food

ACTS Prayer: Prayer Sheet

Bible Truth Review: Discussion Questions and Game: Sit Ball

Bible Truth Hymn: Trust and Obey, v.2 *PFI ESV Songs 12, Track 14*
Song, Sign Language and Song Game: Mimic Me! **PFI ESV SONGS 12 BOOK or ONLINE**

Bible Verse Review: Proverbs 3:5-6 Discussion Sheet and Game: Scrambled Eggs

Bible Verse Song: Trust: Proverbs 3:5-6 *PFI ESV Songs 12, Track 16*
Song, Sign Language and Song Game: Word Take Away **PFI ESV SONGS 12 BOOK or ONLINE**

Story Review: Discussion Questions and Game: Four Corners

Case Replay, Jr: Drama Activity for Youngest Children (children do same story actions together)

Case Replay, Sr: Drama Activity for Most Children (children re-tell story with individual parts)

Craft: A Pot in the Hippo's Mouth

VIPP (Very Important Prayer Person) Prayer Time: Coloring Sheets (back of book) and Game: Picture Run

TAKING IT HOME: Take Home Sheet for Review and Family Devotions

PFI Pronto: Bible Truth 4, Lesson 2 **PFI ESV PRONTOS 12 BOOK or ONLINE**

The Case of the Impossible Task

by Connie Dever

Our story is called:**The Case of the Impossible Task.****As you listen to the story, see if you can figure out:**

1. What was the Impossible Task? Who tried to do it?
2. Who did she have to depend on to do it? Did he come through and help her do it?

This story is not in the Bible. It is a true story about one of God's people who lived in Dundee, Scotland in the 1870's.

A red-haired, blue-eyed girl bent over her loom, working furiously. She was only fourteen, but she worked as hard as any adult in the factory. As she wiped the sweat from her forehead she thought, "Ten hours a day, slaving over these looms, is exhausting! The noise from all the hundreds of machines is deafening! These mill factory owners ask too much of us. What I wouldn't give to be back in school learning about all sorts of things and all sorts of places around the world! But with father hopelessly drunk most of the time and mother home with a new baby as well as the other five children, I'm the only one who can make money for us to live on."

"This isn't at all what I thought I'd do with my life," Mary thought to herself. "Here I am working in a mill in Dundee, Scotland, but for as long as I can remember, I've wanted to go to Calabar in Africa. Calabar is one of the most remote, dangerous parts of Africa where few Christians have dared to go. I want to go there to tell them about Jesus! But how will I ever get to go there? My family needs me here and I haven't even finished my schooling—I can hardly read or add! Now it seems like an impossible dream; yet, I will trust in the Lord."

"Lord," Mary prayed, "the task is impossible for me but not for You. Lead the way and I will follow. I will not lean on my own understand. I will trust in you and let you direct my path."

So Mary kept working at the mill factory for many more years and trusted the Lord to show her the way... and so He did.

"Perhaps I cannot go to Calabar right now," Mary thought, "but I can prepare myself in case one day the Lord does lead me to go. I will teach myself what they would have taught me in school. I will learn everything

I can about the Bible. And even if I can't go to dangerous Calabar and tell people there about Jesus, I can go to the neediest, most dangerous part of Dundee where few Christians dare go, and I tell them about Jesus," Mary decided.

So Mary bought her own school books, propped them up next to her machine and taught them to herself, little by little as she worked. Then on Sundays and in the evenings, she went to the streets of the worst part of Dundee and spoke about Jesus to whomever would listen. These streets were so dangerous that only Mary and few others were brave enough to go and speak about Jesus there. Many times they came back roughed up by the gangs and pelted with mud.

One night, as Mary stood on a street corner and shared about Jesus, a gang came up and surrounded her. The leader began to swing a heavy lead weight near her face. What would Mary do? If the weight crashed into her head, she would have a serious injury; yet, would she be frightened off by this young man?

"Lord," Mary prayed, "this man needs You. Please help me reach his heart. The task is impossible for me, but not for You. Lead the way and I will follow. I will not lean on my own understanding. I will trust in You and let You direct my path."

The Lord gave Mary an idea. "If you make me flinch, I'll leave; but, if you don't, then you have to come to church with me," she challenged the man.

The leader agreed, sure he would win. Round and round, closer and closer, the heavy lead weight came; but Mary never flinched, even as it grazed her brow. Mary had won!

"She's game, boys," the leader exclaimed. "Come on, let's go to this service of hers."

Story-telling Tips

Ahead of time:

1. Read the Bible verses and story. Pray!
2. Create story cue cards on index cards (or highlight text).
3. Practice telling story dramatically, timing your presentation. Shorten, if necessary to fit your allotted time.
4. Decorate area with story props that help bring your story alive.

During your presentation:

1. Maintain as much eye contact as possible as you tell the story. Point to/use props at important points in the story. Include the kids in your story with a few questions about what they think will happen or words/concepts that might be new to them.
2. Watch the kids for signs that their attention span has been reached. Shorten, if necessary.

That night the Lord began to work in the heart of that young man and many of the other gang members. Before long, they turned from their sins and trusted in Jesus. Then they helped Mary tell others in Dundee about Jesus.

As wonderful as it was to see these people from Dundee come to know Jesus, it was not enough for Mary. "Oh, Lord," she prayed, "I love these people here, but what about those in Calabar? They need to know about Jesus even more. Please, Lord, send me!"

In a few years, the Lord answered Mary's prayer. Needs at home changed and she joined the Calabar mission team. One August day, she boarded the *Ethiopia*, a huge steamer ship, and set off for Calabar.

Thirty days later, the ship arrived in Calabar. Mary quickly saw why it was called "The White Man's Grave." There were huge swarms of mosquitoes that carried malaria. There were elephants who trampled people, and hungry lions and leopards looking for someone to attack. The rivers were full of sneaky crocodiles and grumpy hippopotamuses.

If that were not enough, there were the people, themselves. They lived in fear of the witchdoctors and their magic spells. They were taught to worship skulls and spirits. They were quick to kill each other; and, what was worse, some even ate the people they killed—they were cannibals! They didn't care about the good news of Jesus the missionaries brought. The further inland you went, the more vicious the people were. Most missionaries refused to go inland. They stayed near the coast where people weren't quite so wicked. Mary, however, was not most missionaries.

"I want to go inland as far as I can, to people who have never heard about Jesus!" Mary told the others.

"You will be killed, if you go," the others warned her. "Everyone else has been killed. You will be no different. You're just a single woman. If anything they will be quicker to kill you."

Mary listened to the scary warnings. Would she risk her life to tell the people inland about Jesus?

"Oh Lord," Mary prayed, "They're right. The task is impossible for me. But, it is not impossible for You. Lead the way and I will follow. I will not lean on my own understanding. I will not fear. I will trust in You and let

You direct my path."

So Mary started up the River Okoyong in a canoe with her five adopted children and her things. Danger was on every side. One day an angry hippopotamus began to attack their boat. Mary saved their lives by throwing her big, cast iron pot down its throat and paddling off quickly.

At last Mary came to the village of Ekenge. This was a village of fierce warriors and the people were not at all happy to see her. They threatened to kill her, just as they had the other missionaries. But Mary trusted in God and He gave her courage to stand up to them. Chief Edem-- saw Mary's courage and her trust in the Lord and he accepted her and her children into his village. The people began to call her "The White Ma." They would listen to her talk about Jesus and treat their sicknesses with her strange medicine. Soon they came to her to settle problems they had.

One day, messengers from another village burst into Ekenge looking for Mary. "We have run through the jungle for eight hours to get here. We need your White Ma to come heal our dying chief with her powerful magic. If our chief doesn't get well, then many of our men will be killed to go with him into the spirit world. Come, save our chief and our men!" they pleaded.

"You mustn't go," Chief Edem said. "Warriors in the jungle will kill you."

"The streams are all flooded from the rains," Ma Eme, another villager, warned her. "The jungles are full of wild beasts that will eat you. Don't go!"

What would Mary do? Would she risk her life or stay safe in the village? Mary prayed all night. "They're right, Lord. The task is impossible for me, but not for You, Lead the way and I will follow. I will trust in You."

The next morning she told Chief Edem and Ma Eme, "I believe the Lord wants me to go, so I must go. I will trust in Him."

The journey to the other village was very hard. Heavy rains soaked her clothes and turned the jungle to mud. Her shoes fell apart and she had to walk barefoot the rest of the way. Soon Mary was sick with a terrible fever and headache. She felt like giving up.

"Lord, this task is impossible for me. I am so sick! But I know that this isn't impossible for You. I will trust in You.

Help me to get to the chief," she prayed.

At last Mary arrived at the village, sick, hungry and night she worked to heal him. The next day, the chief awoke!. Each day he improved. The people celebrated. Thanks to the White Ma, not only would the chief live, but the other men would be allowed to live, too.

"White Ma," the people said, "Tell us about your magic powers! We have never seen such power. Who gave it to you?"

She said to them: "The Lord Jesus Christ did. I have come to you because I love and worship Jesus Christ. He is the Great Physician and Savior, the Son of the Father God who made all things I want you to know this Father and to receive the eternal life which Jesus offers to all those who confess their sins to Him and turn to trust in Him as their Savior. To know Jesus means to love Him, and with His love in our hearts we love everybody. Eternal life means peace and joy in this world and a wonderful home in the next world. My heart longs for you to believe in Jesus, to walk in His paths, and to know the blessings of eternal life through Him," she told them.

This was only one of the amazing things that the Lord did through Mary Slessor, in the jungles of Calabar. The Lord used her to tell many people about Jesus who would have never had heard otherwise. Year after year Mary Slessor worked on, doing the impossible. Year after year, the Lord sustained her. She survived thirty-eight years in that dangerous jungle! Why? Because even though the task was impossible for her, it was never impossible for the Lord. He led the way and she followed. She trusted in Him.

Cracking the Case:

It's time to answer our Case Questions.

1. What was the Impossible Task? Who tried to do it?

To take the gospel to the gangs in Dundee, Scotland; and, especially to go to Calabar and take the gospel to the inland tribes and survive. Mary Slessor.

2. Who did she have to depend on to do it? Did he come through and help her do it?

The Lord. Yes, He did! He gave her courage and wisdom to stand up to the gang members and tell them about Jesus. And, He gave her courage to travel up the river and to tell many people about Jesus. Not only did they not kill her, but they greatly honored her and listened to her.

Something for You and Me

Our Bible Truth is: God's People Others

Our Bible Verse is: Proverbs 3:5-6

"Trust in the LORD with all your heart, and do not lean on your own understanding. In all your ways acknowledge him, and he will make straight your paths."

The Lord gave Mary Slessor this kind of trust in Him. Many times she faced life-threatening dangers, yet she rested joyfully in the fact that God always was at work, only allowing what was for His glory and the good of others and herself.

What about you and me? Do you think we can trust the Lord as Mary Slessor did? Yes, we can! He will always take care of His people completely! Let's praise this amazing God for being completely trustworthy. Let's ask Him to help us to turn away from our sins and trust in Jesus as our Savior. Let's ask Him to send the Holy Spirit to work in our hearts and help us to trust Him with all of our lives so that we will be willing to even dare to do whatever He wants us to do, even if it is "impossible-looking" as what Mary Slessor did.

Close in prayer.

Closing ACTS Prayer

A God, we praise You for being the Protector and Sustainer of Your people. They can even survive in the most dangerous parts of the world because You will protect them and sustain them according to Your perfect will.

C God, we confess that often we face difficult things and we choose not to trust You, but to fear and worry.

T God, we thank You for giving Your people the strength, love and courage to care for people and tell them about Jesus, even in the hardest of situations.

S God, work in our hearts. Help us to confess our sins, turn away from them and trust Jesus as our own Savior. Make us like Mary: willing to go to even very dangerous places to tell others about Him.

Special Words

Loom: A large metal or wooden frame on which fabric is woven.

Witchdoctor: Not really a witch or a doctor. The name of a person in a tribe who was sought to help them to make their gods happy or to use magic to try to make people well.

ACTS PRAYER ACTIVITY

Use this sheet to write down your ACTS Prayer

Instructions:

Use this sheet to help the children apply the Bible Truth into a prayer. You can use the ACTS provided or even better, have the kids think of their own applications. Also have the children add their personal requests to the prayer, too. Lead the children in the prayer or let them pray sections, with your help. Never force a child to pray! Non-readers can participate by you whispering a section of the prayer into their ear and allowing them to pray it aloud for the group.

ADORATION:

God, we praise You for being completely trustworthy.

God, we praise You for being.....

Add your own Adorations:

CONFESSION:

God, we confess that many times we do not love You as we should and as You deserve. We love ourselves better. We need a Savior to save us from our sins!

God, we have sinned against You....

Add your own Confessions:

THANKSGIVING:

Thank You, God for ways we have seen Your trustworthiness to us, even this week. Thank You for giving us Jesus to trust in as our Savior.

God, we thank You for...

Add your own Thanksgivings:

SUPPLICATION:

God, work in our hearts! Help us turn away from our sins and trust in Jesus as our Savior. Send Your Holy Spirit to work in our hearts, that we might take joy in Your trustworthiness and cheerfully trust You, even when it is very hard to understand what good thing You are doing.

God, we need Your help...

Add your own Supplication:

SNEAKY SNACK

Can you figure out how this snack relates to the story?

Snack: Gang Leader's Lead and Nigerian Food

Nigerian fruits and vegetables, such as banana, mango and yams (Put some butter and cinnamon on thinly sliced pieces) OR make a cake donut "lead" attached to a licorice lace "rope" like what the gang leader had.

This is only a suggestion. Feel free to modify. Be mindful of allergy issues among your children!

Case Tie-in: Mary Slessor dared to do hard, even impossible things, for God. She trusted Him to take care of her as she boldly told others the good news of Jesus. God was completely worthy of all her trust! He helped her stand without moving as the gang leader almost hit her face with piece of lead. He helped her go to Calabar in Nigeria and even inland to the very dangerous parts. He blessed everything she did and most certainly took care of her!

SOUL FOOD

Food for thought during snack time

1. What does the snack have to do with the story?

Choose a few questions from the other activity discussion sheets to talk about during this snack time.

2.

3.

4.

5.

6.

7.

Directions: Read and discuss Bible Truth, using a FEW of the questions. Play game. Feel free to modify the game to fit your children.

God's People Trust Him

Trusting God means resting joyfully in God's care and plans. God's people trust God because they know that He is completely powerful, wise, and good. They know His plans are perfect and they are always for their good and His glory. They know that God always takes care of them and helps them do whatever He wants them to do, even if it is very hard.

God's people know that they won't trust God perfectly while they live on earth. God has forgiven them of their sins, but they are still sinners. And so here, they will sometimes struggle to trust God, even though they know He has never failed them. They are grateful for God's Holy Spirit, working in their hearts. He can help them to trust God more and more here on earth. They are even more grateful for the day when they will go to live with God in heaven forever. There, they will know and trust Him perfectly.

Understanding the Bible Truth

1. What does trusting God mean? *Resting in God's care and plan.*
2. What does it mean to rest in God's care and plan? *To not worry, but believe that God knows what is best and will do it.*
3. What do God's people know about God that helps them trust Him? *He is completely powerful, wise, good, and perfect in His timing.*
4. What will God use everything that happens to do? *To bring glory to His name and to do good to them.*
5. How does God's all-powerfulness help God's people trust in Him? *They know that He is ABLE to do whatever He wants to do.*
6. How does God's perfect wisdom and love help God's people trust in Him? *They know that what He plans is only good.*
6. How does God's perfect timing help God's people trust in Him? *They know that He knows exactly when things should happen.*
7. What can God's people always depend on Him to do for them, even if it is very hard? *To take care of them and help them do whatever He wants them to do.*
8. Why won't God's people trust God perfectly while they live on earth? *Because they are still sinners.*
9. Who helps God's people trust in Him? *The Holy Spirit, working in their hearts.*
10. Where will God's people trust Him perfectly? *In heaven.*
11. How can we become God's people? *By turning from our sins and trusting in Jesus as our Savior.*

Bible Verse Connection Question

1. What does our Bible Truth have to do with our **Bible Verse: Proverbs 3:5-6**: "Trust in the LORD with all your heart, and do not lean on your own understanding. In all your ways acknowledge him, and he will make straight your paths."?

This verse encourages God's people to keep trusting in the LORD and His good promises to them, even when it doesn't make sense. Many times their understanding of what they are going through will tempt them to not trust God, but they should keep trusting Him anyway. They can count on God to show them what they should do and guide them through His will.

Bible Truth Story Connection Questions

1. What did Mary have to trust the Lord about? *That He would take care of her, even in the face of wild animals, diseases, and cannibals who had killed the other missionaries who ventured inland in Calabar. That He would only let things happen to her that were for His glory and her good.*
2. How did Mary show she trusted the Lord? *She didn't let fear or the warnings of others keep her from going up river into the most dangerous parts of Calabar. She even took her children with her. She wanted the people there to hear about Jesus so much.*

Life Application Questions

1. What are some times when it is hard for us to trust in the Lord? *Answers vary.*
2. What should God's people do when it is hard to trust in the Lord? *Tell others and have them pray for them; ask the Lord to send the Holy Spirit to work in their hearts and help them trust Him.*
3. How can we become God's people? *By turning away from our sins and trusting in Jesus as our Savior.*

ACTS Questions

1. What is something we can praise God for because of this Bible Truth?
Praise God for being completely trustworthy.
2. What are sins we can confess to God because of this Bible Truth?
Confess sins of fear, worry, and willfulness that show we do not trust Him as He deserves.
3. What is something we can thank God for because of this Bible Truth?
Thank God for ways we have seen His trustworthiness to us, even this week.
4. What is something we can ask God for because of this Bible Truth?
Ask God to help us to turn away from our sins and trust in Jesus as our own Savior. Ask God to send His Holy Spirit to work in our hearts, that we might take joy in His trustworthiness and cheerfully trust Him, even when it is very hard to understand what good thing He is doing.

The Gospel

1. What did the angel tell Mary and Joseph that Jesus would do? Why did He need to do this? What is the gospel? *God is the good Creator and King of the world. He made people to worship Him and live by His good laws. But we are all sinners who have rebelled against Him. We all deserve death--God's just, eternal punishment for our sins. How terrible! But God has good news for us. In His great mercy, God sent His Son Jesus to earth to save sinners. Yes, Jesus, the perfect Son of God, left His home in heaven and became a man. He lived the perfect life that pleases God. (He's the only one who has ever done that!) He offered it up to God His Father as the perfect sacrifice for sins when He suffered and died on the cross. Then, on the third day, Jesus rose from the dead in victory. He had fully paid for the sins of God's people, so they wouldn't have to! Now all who turn away from their sins and trust in Jesus as their Savior will receive forgiveness of sins and eternal life with God. They will be His very own special people who will know Him and enjoy Him forever. We can be God's people, too, if we turn from our sins and trust in Jesus as our own Savior.*

Game: Sit Ball

Materials

Two or Three soft baseball sized balls. Or, could use beach balls
Bible Truth Questions

Preparing the Game

1. Choose 20+ questions for your game from the Bible Truth Discussion Questions, or make up your own.
2. Write the Bible Truth questions on small thin strips of paper (or make a photocopy of the Bible Truth Discussion Questions and simply cut them into strips) and put them in the bag/bowl.

Playing the Game

Have children sit in a circle on the ground, with about 2' spacing. Give them two or three soft indoor baseballs and are to throw them from one to another, avoiding "It" who is moving around trying to catch one. When a ball is caught, the child who threw the ball chooses a question for the class to answer. If correctly answered, the player becomes the new "It". If not, then the old "It" remains in place.

Game continues as number of questions, time, and attention span allow.

Optional TAKING IT TO OTHERS Activity: Quiz Questions

Have the children choose a few of the questions from the game to ask the parents/other children during TAKING IT TO OTHERS time. Help pre-readers by whispering the question in their ear and letting them ask it aloud to the parents/other children. Make sure you read the Bible verse aloud before you ask your questions.

Directions:

1. Write words to song in large print before class.
2. Play the song for the children, helping them follow along on the song sheet.
3. Discuss the song, using a few questions from the discussion sheet. *Don't use them all!*
4. Introduce sign language for key words of your choice from sign language sheet for your song. Use as few or as many as you think the children can learn.
5. Sing and sign the song. Sign language as well as large format lyrics and sheet music are found in the PFI Unit Songbook or online.
6. If desired, play the Song Game.

Optional TAKING IT TO OTHERS Activity: Presenting and Singing the Song

1. Sing and sign the song, encouraging the watching children/parents to join in.
2. Ask the class some of the questions listed below. The Bible Truth Connection Question is particularly good to help them understand how the song ties in with the Bible Truth.

Trust and Obey

Verse 2

Not a burden we bear, not a sorrow we share,
But our toil He doth richly repay;
Not a grief or a loss, not a frown or a cross,
But is blest if we trust and obey.

Refrain:

Trust and obey,
For there's no other way,
To be happy in Jesus,
But to trust and obey.

Listen to it on PFI ESV Songs 12, Track 14

Understanding the Song

1. What are the "burdens, sorrows and toil, grief, loss, frown, cross" the song is talking about? *This song is about the hard things in life that happen to us or people we love and how hard they are for us to deal with. "Burdens" and "toil" are things that are difficult things that we have to do. "Sorrows" and "frown" are sad things in our lives. "Loss" is losing someone/something we love; and "grief" is what we feel when we've lost it. It's the sadness we feel after something bad has happened, A "cross" is something hard that God has us suffer through for His good purposes, just like Jesus suffered and died on the cross for God's good purposes.*
2. Who is the "we" in this song? *Christians: people who have confessed their sins to God, turned from them and now trust in Jesus as their Savior, living their lives for Him.*
3. What will God do with every burden, sorrow and toil? *Richly repay them.*
4. How will God richly repay them, in money or something else? *He will bless them by using them for His glory and our good and the good of others. In heaven, He promises to give us even greater blessings that we cannot imagine.*
5. What does God want us to do as we go through these hard things? *Trust and obey.*
6. What does it mean to trust and obey? *To rest joyfully in who God is and have faith that He is perfect in what He has allowed to happen and has good purposes for what He has allowed. To obey means to keep doing the things that God wants His people to do: pray, rejoice in Him, love others, keep His laws, take comfort in His Word, etc.*
7. Why is it especially hard to keep trusting and obeying when hard things happen to us? *Because many times we don't understand God's good purposes in the hard things that happen and it is easy to start doubting that He knows best and stop doing the things He has told us to do.*

Bible Truth Connection Question

1. How does this song relate to our Bible Truth: **God's People Trust Him**? *God is the only one who perfectly knows and understand His plans. Many times God's people must trust Him and obey Him when there are many things they cannot understand. As hard as this may be at times, they know that because God is completely powerful, wise, good, and perfect in His timing, they can always trust that He knows best. This is the way to be "happy in Jesus."*

Story Connection Question

1. How does this song relate to the story? *Mary chose to trust and obey the Lord's command to take the good news of Jesus to all people, even the dangerous gangs of Dundee and the dangerous cannibals of Calabar. Mary did not worry even in the most dangerous situations, but trusted that the Lord would take care of her and do what was best as she kept obeying Him.*

Bible Connection Question

1. What does this hymn have to do with our Bible Verse: **Proverbs 3:5-6**: "Trust in the LORD with all your heart, and do not lean on your own understanding. In all your ways acknowledge him, and he will make straight your paths." *Many times it is very hard to trust God when we have to bear hard "burdens" or sorrows. Many times God's people do not understand why they have to go through them or what good thing God is doing through them. But God's people know that they do not have to lean on their own understanding. Instead, they trust in the LORD with all their heart and obey whatever it is they know He wants them to do. They can trust that God will make their paths straight: He will help them to obey Him and He will use everything they are going through for their good and His glory.*

Life Application Questions

1. How can God's people today be affected by the message of this song?

They can praise God for being completely worthy of their trust even in very hard times. They can ask Him to send His Holy Spirit to work in their hearts and help them keep on trusting and obeying Him, no matter what.

2. How can we become God's people? *By turning away from our sins and trusting in Jesus as our Savior.*

ACTS Questions

1. What is something we can praise God for from this hymn?

Praise God for being completely trustworthy.

2. What are sins we can confess to God from this hymn?

That many times we do not want to trust God or obey Him. We grumble and complain when we go through hard things instead of wanting God to work through them for His glory or our good.

3. What is something we can thank God for from this hymn?

We can thank God for using every single burden and sorrow that His people go through for their good and His glory.

4. What is something we can ask God for from this hymn?

That God would work in our hearts that we confess our sins, might turn from our sins and trust Jesus as our Savior. We can ask Him to send the Holy Spirit to work in our hearts to help us to trust Him and obey Him with every single burden we bear or sorrow we share.

Gospel Question

1. We are all sinners who have not trusted and obeyed God. What do we deserve? How can we be saved? What is the gospel?

God is the good Creator and King of the world. He made people to worship Him and live by His good laws. But we are all sinners who've rebelled against Him. We all deserve death--God's just, eternal punishment for our sins. How terrible! But God has good news for us. In His great mercy, God sent His Son, Jesus to earth as a man to save sinners. He lived the perfect life that pleases God. (He's the only one who's ever done that!) He offered it up to God His Father as the perfect sacrifice for sins when He suffered and died on the cross. Then, on the third day, Jesus rose from the dead in victory. He had fully paid for the sins of God's people, so they wouldn't have to! Now all who turn away from their sins and trust in Jesus as their Savior will receive forgiveness of sins and eternal life with God. They will be His very own special people who will know Him and enjoy Him forever. We can be God's people, too, if we turn from our sins and trust in Jesus as our own Savior.

Song Game: Mimic Me!

Materials

Sign Language
Song

Preparing the Game

None.

Playing the Game

1. Practice the song and signs until the children know them well. Choose a person to be the leader and let them decide upon an action for everyone to do as they sing the song, such as jump on one foot, etc.
2. Sing the song while doing the chosen action.
3. Select another child to be the leader.
4. If desired, you can choose a different action for different important words in the song, such as jump on one foot when you sing the word "grace", but clap your hands when you sing the word "Jesus". Ask the children the meaning of each of the words before adding in their action.

Game continues as number of questions, time, and attention span allow.

choose a FEW questions for discussion, then choose the game and/or music activity

Meditation Version: Proverbs 3:5-6

“Trust in the LORD with all your heart, and do not lean on your own understanding. In all your ways acknowledge him, and he will make straight your paths.”

Understanding the Bible Verse

1. What does it mean to trust in the LORD? *To have so much confidence in God's love, power, goodness, wisdom & timing in all things, that you can rest joyfully in Him, even in very hard times.*
2. What does is our “heart”? *This kind of heart is not the kind that beats. It is the part of you that thinks, feels, loves, and can know God.*
3. What does it mean to trust the LORD with all of your heart? *It means that you believe that the LORD will really do everything He has promised to do and you are going to live your whole life depending on Him and His promises. Because you trust Him with all of your heart, that changes the way you think and feel about things on the inside, and the way you act on the outside—even in very hard times.*
4. What does it mean to “lean on your own understanding”? *It means to depend only on what you know about something.*
5. What does it mean to acknowledge God in all our ways? *It means to remember that only God is completely good, wise, loving and powerful. Only He knows the reasons for everything that happens to us.*
6. Why should we acknowledge God in our ways rather than lean on our own understanding? *Because we are just humans and can't understand so many things. Only God knows enough to really understand what is best and is powerful enough to do it.*
7. What does it mean for God to make our paths straight? *It doesn't mean that He will make paths or roads that we walk on without curves. It means that He will show us what to do, even though we don't understand everything.*

Bible Truth Connection Question

1. What does this verse have to do with the **Bible Truth: God's People Trust Him?** *God's people are to keep trusting in the LORD and His good promises to them, even when it doesn't make sense. Many times their understanding of what they are going through will tempt them to not trust God, but they should keep trusting Him anyway. They can count on God to show them what they should do and guide them through His will.*

Story Connection Questions

1. What did Mary have to trust the Lord about, rather than lean on her own understanding? *That He would keep her safe even among the cannibals who had killed & even eaten the other missionaries; that He would protect her from other things like wild animals & diseases; that whether she lived or died, it would be according to His perfect wisdom and timing.*

Life Application Questions

1. What is something that you or someone you know has to trust God about right now? How could you encourage them to trust God instead of worrying?
2. What is the best first step in trusting God for all of us? *To turn away from our sins and trust in Jesus as our Savior.*

ACTS Questions

1. What is something we can praise God for from this Bible Verse? *Praise God for being always worthy of being trusted.*
2. What are sins we can confess to God from this Bible Verse?
That we are all sinners. We love to do things our own way. We love to trust in our own understanding. Too often we do not want to trust in God or do things His way. We deserve God's punishment! We need a Savior!
3. What is something we can thank God for from this Bible Verse?
We can thank God that when we trust in Him that He will show us what He wants us to do. We do not have to rely on our own understanding.
4. What is something we can ask God for from this Bible Verse?
We can ask God to work in our hearts that we would want to confess our sins, turn away from disobeying Him and trust in this wonderful Jesus as our own Savior. We can ask Him to fill our hearts with His Holy Spirit that we might trust in Him and not on our own understanding to show us what He wants us to do.

The Gospel

1. All people are sinners who deserve God's punishment for their sins. What do we all need to trust Jesus to do for us? What is the gospel?

God is the good Creator and King of the world. He made people to worship Him and live by His good laws. But we are all sinners who have rebelled against Him. We all deserve death--God's just, eternal punishment for our sins. How terrible! But God has good news for us. In His great mercy, God sent His Son Jesus to earth to save sinners. Yes, Jesus, the perfect Son of God, left His home in heaven and became a man. He lived the perfect life that pleases God. (He's the only one who has ever done that!) He offered it up to God His Father as the perfect sacrifice for sins when He suffered and died on the cross. Then, on the third day, Jesus rose from the dead in victory. He had fully paid for the sins of God's people, so they wouldn't have to! Now all who turn away from their sins and trust in Jesus as their Savior will receive forgiveness of sins and eternal life with God. They will be His very own special people who will know Him and enjoy Him forever. We can be God's people, too, if we turn from our sins and trust in Jesus as our own Savior.

Game: Scrambled Eggs

Materials

Bible Verse written up in large print so that all can see
Plastic Hollow Easter Eggs, 10 of one color for each team
Pen and paper
2 carpet squares or other base marker

Preparing the Game

1. Clearly print out the words to the verse on paper and cut it into 10+ sections. Number each section in sequence. Place each section in Easter eggs of the same color. Print out another copy of the verse, also numbered sequentially on another piece of paper. Repeat for each team.
2. Hide the eggs around the classroom. Place the two carpet squares down in opposite ends of the classroom.

Learning the Verse

Some or all of your children may be non- or early readers. Teach the verse in sections, having them say it after you. Repeat a few times. Add clapping or other movement as they say it.

Directions

1. If desired, lead the children in a discussion of a **FEW** of the most important questions before beginning game.
2. Explain the game to them as follows:
Have the children form two teams seated at their bases. Give each team a written out copy of the verse and place it on their base. Assign each team a particular color of Easter egg and tell them that pieces to the verse are hidden in eggs around the room. They are to find all their eggs, remove the verse section from the egg and put it in order. They can use the copy of the verse (and numbers on each section—especially helpful for pre- and early readers) to help them put it in order. The first team to find all the verse, put it in order and recite it as a group wins.

Game continues until all the eggs have been found or as time allows.

Non-competitive Option

Don't split the children into teams. Use any color Easter egg for the pieces of the verse. Hide them around the room. Have the children take turns finding an egg and bringing it back to the group. Have the child open the egg and read (or have you read) the word/s on the piece of paper. Stick them in place on the copy of the verse. If desired, have the children say the verse each time before each "hunt", reinforcing the verse.

Optional TAKING IT TO OTHERS Activity: Quiz Questions

Have the children choose a few of the questions from the game to ask the parents/other children during TAKING IT TO OTHERS time. Help pre-readers by whispering the question in their ear and letting them ask it aloud to the parents/other children. Make sure you read the Bible verse aloud before you ask your questions.

Directions:

1. Write words to song in large print before class.
2. Play the song for the children, helping them follow along on the song sheet.
3. Discuss the song, using a few questions from the discussion sheet. *Don't use them all!*
4. Introduce sign language for key words of your choice from sign language sheet for your song. Use as few or as many as you think the children can learn.
5. Sing and sign the song. Sign language as well as large format lyrics and sheet music are found in the PFI Unit Songbook or online.
6. If desired, play the Song Game.

Optional TAKING IT TO OTHERS Activity: Presenting and Singing the Song

1. Sing and sign the song, encouraging the watching children/parents to join in.
2. Ask the class some of the questions listed below. The Bible Truth Connection Question is particularly good to help them understand how the song ties in with the Bible Truth.

Trust

Trust in the LORD,
Trust in the LORD,
Trust in the LORD with all your heart,
And do not lean,
And do not lean,
On your own understanding,
In all your ways, acknowledge Him,
In all your ways acknowledge Him,
And He will direct your paths,
And He will direct your paths.
Proverbs Three, five and six.

Listen to it on PFI ESV Songs 12, Track 16

Song Game: Word Take Away

Materials

Sign Language Signs and Song
White board and marker
Eraser

Preparing the Game

1. Write the words to the song on a white board.

Playing the Game

1. After children have learned the song and signs well, then tell the children that you are going to leave out words from the song (that you've learned signs for) and just do the sign in its place.
2. Have the children help you choose a word to take out. Erase the word from the board. Review the sign the for erased word.
3. Sing the song, trying to remember to NOT sing the word and do only the sign.
4. Continue to take out words until all of the words (with signs) have been taken out.

Game continues as number of questions, time, and attention span allow.

STORY REVIEW

Directions: Read and discuss Bible Truth, using a FEW of the questions. Play game. Feel free to modify the game to fit your children.

General Story Questions

1. Why did Mary have to leave school and start working at the factory? *She was the only one in her family who could work. Her mother had just had a baby; and many other children to care for; her father was a drunk..*
2. What did Mary decide to do that would prepare her to go to Calabar, if she ever got to? *Teach herself the Bible and other things she would need to study. Go to the most dangerous part of Dundee and tell those people about Jesus.*
3. Why did Mary choose the most dangerous part of Dundee? *Because it would be the most like going to dangerous Calabar and because most other Christians would not dare to go to tell those people about Jesus.*
4. What did the gang leader do to Mary to scare her away? *Twirled a heavy piece of lead near her head. How did Mary use the gang leader's threat to tell them about Jesus? She bargained with him that if she didn't flinch then they would have to come to church with her.*
5. How did the Lord bless Mary's bravery with the gang? *They came to hear about Jesus and many became Christians.*
6. What difficult things did Mary find in Calabar? *Mosquitoes carrying deadly malaria; attacking leopards and lions; elephants that trampled people. Witch doctors and cannibals.*
7. Why did most missionaries not want to go inland in Calabar? *The people were even more vicious. They feared for their lives.*
8. What happened to Mary and her children when they went up river? *An angry hippo attacked them but she through a pot in its mouth and stopped it.*
9. How did the Lord use Mary's bravery to establish her in Chief Edem's village? *He admired her bravery, that was rooted in her trust in God.*
10. What things did Mary do in Chief Edem's village? *Tell them about Jesus, treat their diseases, give advice*
11. Why did the messengers want Mary to go to their village? *Chief was deathly sick and many men would die, if he died.*
12. Why did Chief Edem and Ma Eme tell her not to go? *The tribal peoples or the wild animals would kill her.*
13. What hardships did Mary have to endure on her trip to the sick chief's village? *Her boots became so soaked with water that she threw them away and kept on walking through the muddy jungle bush in bare feet. The rain chilled her body and soon Mary was sick with a terrible fever and headache. It took every ounce of strength she had to not give up, but keep moving her trembling, weak body forward to the village where the dying chief lay.*
14. What did the people want to know when the chief got better? What did Mary tell them? *"Where does your power come from?" She came to tell them about Jesus Christ, the Great Physician, Savior, and Son of God; and His Father, God, who made all things.*
15. How many years did Mary live in the jungle and how many did the others think she would probably live? *38 years; they thought she would be killed quickly.*
16. Why didn't Mary die, even though she faced all the dangers they warned her about? *Because she trusted the Lord and knew that He would lead her. She would only die in His perfect timing.*

Bible Truth Connection Questions

1. What does this story have to do with our Bible Truth: God's People Trust Him? *Mary Slessor trusted God again and again with her life as she courageously chose to fight off dangerous animals, diseases and cannibals to tell the people of Calabar about Jesus.*

Bible Verse Connection Question

1. What does the story have to do with our Bible Verse: **Proverbs 3:5-6**: "Trust in the LORD with all your heart, and do not lean on your own understanding. In all your ways acknowledge him, and he will make straight your paths.?" *Mary had to trust the Lord about, rather than lean on her own understanding. She had to trust that He would keep her safe even among the fierce tribes of people who had killed the other missionaries; that He would protect her from other things like wild animals and diseases; that whether she lived or died, it would be according to His perfect wisdom and timing.*

Life Application Questions

1. Are there still places in the world that need to hear about Jesus? *Yes!*
2. Who will go today to reach these peoples with the good news of Jesus? *God's people today, maybe even you and me!*
3. Why is it so important that Christians tell others about Jesus? How will they be saved from the punishment that they rightly deserve for their sins if no one tells them? *And, because Jesus commanded His people to go into every part of the world and tell them about salvation through Him. Also, because God has planned for His people to be from every people on earth. Spreading the good news of Jesus brings honor and glory to God's great name.*
4. What is the first step God calls us all to take in trusting Him? *To turn away from our sins and trust in Jesus as our Savior.*

ACTS Questions

1. What is something we can praise God for being that we learned in our story? *Praise God for being the Protector and Sustainer of His people. They can even survive in the most dangerous parts of the world because God will protect them and sustain them according to His perfect will.*
 2. What is something we can confess as sin that we learned in our story? *Confess that we, like the people of Calabar and all other people, deserve God's punishment. We all need to confess our sins to Him and ask His forgiveness! We need a Savior!*
 3. What is something we can thank God for that we learned in our story? *We can thank God giving His people the strength, love and courage to care for people and tell them about Jesus, even in the hardest of situations.*
 4. What is something we can ask God for that we learned in our story? *We can ask God to work in our hearts, helping us to confess our sins, turn away from them and trust Jesus as our own Savior. We can ask Him to make us like Mary: willing to go to even very dangerous places to tell others about Him.*
- Playing the Game: Use the same questions in your story review game as you used in your discussion.*

The Gospel

1. What was the good news of Jesus that Mary risked her life to tell others? What is the gospel? *God is the good Creator and King of the world. He made people to worship Him and live by His good laws. But we are all sinners who have rebelled against Him. We all deserve death--God's just, eternal punishment for our sins. How terrible! But God has good news for us. In His great mercy, God sent His Son Jesus to earth to save sinners. Yes, Jesus, the perfect Son of God, left His home in heaven and became a man. He lived the perfect life that pleases God. (He's the only one who has ever done that!) He offered it up to God His Father as the perfect sacrifice for sins when He suffered and died on the cross. Then, on the third day, Jesus rose from the dead in victory. He had fully paid for the sins of God's people, so they wouldn't have to! Now all who turn away from their sins and trust in Jesus as their Savior will receive forgiveness of sins and eternal life with God. They will be His very own special people who will know Him and enjoy Him forever. We can be God's people, too, if we turn from our sins and trust in Jesus as our own Savior.*

Game: Four Corners

Materials

Red and Green Construction paper
 2 rulers
 4 Large pieces of paper and a Marker
 Masking Tape
 Four small pieces of paper
 Cup or bag
 Story Review Questions
 Optional: Team Pennies to differentiate each team

Preparing the Game

1. Make up story review questions that answer the questions: Why? What? How? What would you do? You will want to have 20+ questions. Many of the Story Review Discussion Questions can be modified to fit one of these four questions.
2. Make a stop sign and a green light out of the red and green construction paper and tape them each to the end of a ruler.
3. Make four signs out of the paper: Why? What? How? What would you do? Tape these signs in 4 different locations, such as corners of the room.
4. Write these 4 names also on four small pieces of paper of equal size and place in the cup/bag.

Playing the Game

Divide the children into two teams. At the leader's signal, all the children will run to one of the four signs and place their hand on it or near it. When leader yells "Freeze" then the children must stay at their station. The leader then pulls one of the pieces of paper out of the cup and asks the children at that particular station a Story Review question. If they get it right, then they gain as many points as children from that team who were at that station. Play then resumes again.

Game continues as number of questions, time, and attention span allow.

Non-competitive Option

Don't split into teams. Simply ask the children at the particular station the question and let them work together to answer it.

Optional TAKING IT TO OTHERS Activity: Quiz Questions

Have the children choose a few of the questions from the game to ask the parents/other children during TAKING IT TO OTHERS time. Help pre-readers by whispering the question in their ear and letting them ask it aloud to the parents/other children.

CASE REPLAY ACTIVITIES

Use this guide to review the Case Story and act it out for others to enjoy!

CASE REPLAY, JR: YOUNGEST CHILDREN

Description: The children will act out the story together, everyone doing the same action/sound effect at the same time. This activity is most suitable for kindergarteners.

Materials

The Case RePlay, Jr. script for younger children

Preparation

1. Read through the script and write in the blanks along the side possible actions/sound effects the children could do to act it out.

Instructions

1. Tell the children that they will be re-enacting the story together as you tell it.
2. As you read the script, lead the children in actions/sound effects to do with you.
3. If desired, you can read the script and stop at certain sentences and ask them what a good action/sound effect would be to act out what you just read.
4. Repeat the re-enactment one or two times more.

CASE REPLAY, SR: OLDER CHILDREN

Description: The children act out the story as a three-scene play. You will narrate it using the Case RePlay, Sr. script and they will act it out (no spoken words, for the most part), with each child assuming a different character's role. This activity is most suitable for first grade and up. You will review the story, then practice it a few times before performing it for others.

Materials

The Case RePlay, Sr. script
White board or other large format paper
Costumes and props

Preparation

1. Prepare for the play by choosing costumes and props for each character in the story. Decorate the area with any scenery props.
2. Write the words "Beginning," "Middle," "End" on a large piece of paper/whiteboard with plenty of space under each heading. You will use this paper to help the children think about the story as a three-scene play, as it is presented in the script.

Instructions

1. Tell the children that they will get to act out the story as a three-scene play, with a beginning, middle and end section. Tell them that before they can act it out, they need to think it out. as you narrate it with your script.
2. Take the children's answers as they recount the story, helping them put key incidents in the right order.
3. If desired, when they have filled in their Beginning, Middle, End, read through your whole (real) script, so they hear exactly what you will have them act out.
4. Then tell the children that it's time to practice acting out the story.
5. Assign parts to each child. If you are using costumes, do NOT give them out at this point. They will be a distraction.
6. Have all the children sit on the floor or in chairs on one side of the "stage," then call the characters up in place as their part in the story comes.
7. As you read the script, guide the children in where you want them to move or do to act it out.
8. After going through the whole script once, give out any costumes and props and act out the script once or twice more.

Optional TAKING IT TO OTHERS Activity: Re-enacting the Story

Read the script as the children act out together (younger) or assuming different roles (older) as the other children or the parents watch.

CASE REPLAY, JR--YOUNGER KIDS (KINDERGARTEN) P.2

Welcome to our play! The name of our story is: The Case of the Impossible Task.

Our story starts out in Dundee, Scotland in the 1870's.

And now we present: "The Case of the Impossible Task."

Scene 1:

Fourteen-year-old Mary Slessor worked long, ten-hour days over a loom to make money to keep the rest of her family alive. Her father was a drunk and her mother was home with six children, including a newborn. Mary dreamed of going to Calabar to tell others about Jesus, but she knew she must stay and help the family. She decided to prepare anyway by teaching herself as she worked on the loom; and, by going to the most dangerous people in Dundee to tell them about Jesus. One night the leader of a gang threatened to hit her in the head with a heavy piece of lead tied to a rope. Mary bargained with him that if she did not flinch that he would have to come to church with her. Mary did not flinch, and the gang leader and the gang went to church. Many became Christians.

Actions:

Scene 2:

After a few years, Mary got to go to Calabar. She found that life was dangerous, with crocodiles, lions, and elephants, and disease-carrying insects. The people were fierce warriors who did not want to hear about Jesus. Mary wanted to go inland up the Okoyong River to tell the even fiercer people there about Jesus. She and her five, adopted children paddled up the river, even chasing off a hippo by throwing a pot down its mouth. Chief Edem welcomed her for her bravery and she began to tell them about Jesus, healed treated their sicknesses, and gave them godly advice.

Scene 3:

One day a messenger from another village begged Mary to come treat their chief who was dying and keep many men from being killed. Even though Chief Edem and Ma Eme warned against it, Mary trusted the Lord. She walked miles through the jungle in rain and deep mud. At last she arrived at the village, but she was very sick. She healed the chief and the other men lived. She told them that she had come to tell them about Jesus and His Father. God protected Mary for thirty-eight long years in the jungle, trusting in Him, and telling others about Him.

Bible Truth Tie-In:

The Bible Truth we are learning is: **God's People Trust Him.** Mary Slessor trusted God again and again with her life as she courageously chose to fight off dangerous animals, diseases and cannibals to tell the people of Calabar about Jesus.

CASE REPLAY, SR--OLDER KIDS (1ST GRADE AND UP) P.3

Welcome to our play! The name of our story is called: The Case of the Impossible Task.

Our story starts out in Dundee, Scotland in the 1870's.

The characters in our story are: Mary Slessor; Her parents, brothers and sisters; Rough gang members; Missionaries; Mary's adopted children; Chief Edem and Ma Eme; Fierce warriors; The sick chief at the other village; villagers; and the messengers.

And now we present: "The Case of the Impossible Task."

Scene 1: (Beginning)

Fourteen-year-old Mary Slessor worked long, ten-hour days over a loom to make money to keep the rest of her family alive. Her father was a drunk and her mother was home with six children, including a newborn. Mary dreamed of going to Calabar to tell others about Jesus, but she knew she must stay and help the family. She decided to prepare anyway by teaching herself as she worked on the loom; and, by going to the most dangerous people in Dundee to tell them about Jesus. One night the leader of a gang threatened to hit her in the head with a heavy piece of lead tied to a rope. Mary bargained with him that if she did not flinch that he would have to come to church with her. Mary did not flinch, and the gang leader and the gang went to church. Many became Christians.

Scene 2: (Middle)

After a few years, Mary got to go to Calabar. She found that life was dangerous, with crocodiles, lions, and elephants, and disease-carrying insects. The people were fierce warriors who did not want to hear about Jesus. Mary wanted to go inland up the Okoyong River to tell the even fiercer people there about Jesus. She and her five, adopted children paddled up the river, even chasing off a hippo by throwing a pot down its mouth. Chief Edem welcomed her for her bravery and she began to tell them about Jesus, healed treated their sicknesses, and gave them godly advice.

Scene 3: (End)

One day a messenger from another village begged Mary to come treat their chief who was dying and keep many men from being killed. Even though Chief Edem and Ma Eme warned against it, Mary trusted the Lord. She walked miles through the jungle in rain and deep mud. At last she arrived at the village, but she was very sick. She healed the chief and the other men lived. She told them that she had come to tell them about Jesus and His Father. God protected Mary for thirty-eight long years in the jungle, trusting in Him, and telling others about Him.

Bible Truth Tie-In:

The Bible Truth we are learning is: **God's People Trust Him.** Mary Slessor trusted God again and again with her life as she courageously chose to fight off dangerous animals, diseases and cannibals to tell the people of Calabar about Jesus.

A Pot in the Hippo's Mouth

Description

The children will make a hippo puppet out of a brown lunch bag and a small "pot" to thrust down its mouth.

Materials

- 1 lunch bag per craft
- Templates of hippo body parts
- White paper, preferably card stock
- Markers and/or colored pencils
- If desired, a wire twisty tie per craft (handle for the pot)
- Glue sticks
- Scissors
- 1 Nut/Candy cup per craft (as shown to the right)



Preparing the Craft

1. Print out the hippo parts onto card stock and cut out (at least for youngest children).
2. Place lunch bag on table, bottom part at the top and folded side up. Flip the fold over, revealing the bottom side of the fold. Take scissors and snip hole big enough to fit the nut cup through, about 2" from top of flipped up fold. Repeat for each bag.
3. Set out decorating supplies.
4. Make a sample for the children to see.

Making the Craft

1. Show children your sample.
2. Have the children color in their hippo pieces.
3. Color in the pots (black for cast iron, if desired).
4. Add the handle to the pots by poking each end of the twisty tie into opposite sides of the nut cup and twisting each end around itself.
5. Place lunch bag on table, bottom part at the top and folded side up. Glue the hippo mouth to flap part of bag. Flip over fold and glue top piece of open mouth to underneath side of the fold, above the throat hole. Glue body to lower part of bag, lining up the two parts of the open mouth and being sure to leave the throat opening in the bag free.
6. Have children put bag on one hand and practice opening the mouth and putting the pot in the hole.

Optional TAKING IT TO OTHERS Activity: Craft Presentation

If you are presenting the craft to other children or parents the children can hold up their crafts (or your model craft) and read their Bible Truth Connection answers to explain the importance of the craft.

CASE CRAFT**Discussion Guide****Instructions:**

As the children are settled into making their craft, ask them these questions to help them understand the craft's significance. Use the answers provided to guide the children's answers.

Discussion Questions

1. Where did Mary and her children decide to go?
Inland, up the river.

2. What was so dangerous about the river? *There were angry hippos in it that could easily sink the boat and kill them all.*

3. What did Mary do when an angry hippo attacked her boat? Why did she do this?
She did not turn around and go back to safety. Instead, she threw a pot down its mouth and made it go away. She was willing to do just about anything to get up the river to tell the peoples living there about Jesus.

4. What is Bible Truth that we are learning?
God's People Trust Him.

5. What does our craft have to do with our Bible Truth: God's People Trust Him?
Many missionaries did not dare go up the river because of the dangerous hippos and the even more dangerous people, but Mary chose to trust God with her life. She trusted Him to help her through whatever dangers she faced.

6. What can our craft help us remember?
God's people can trust Him to help them through even very dangerous situations He calls them to live in. He will always do what is good for them and for His glory. They can trust that!

TAKING IT TO OTHERS**Craft Presentation****Instructions:**

Have children hold up your model craft/their crafts. Choose five children (or you say) the five sections below to explain the craft's importance.

Presentation:

1. Our craft is: A Pot in the Hippo's Mouth.



2. On a river in Calabar, Mary Slessor did not turn around and give up when an angry hippo attacked but made him go away by throwing a pot in the hippo's mouth. She was willing to do just about anything to get up the river to tell the peoples living there about Jesus.


3. Our Bible Truth is: God's People Trust Him.

4. Many missionaries did not dare go up the river because of the dangerous hippos and the even more dangerous people, but Mary chose to trust God with her life. She trusted Him to help her through whatever dangers she faced.

5. Our craft can help us remember that God's people can trust Him to help them through even very dangerous situations He calls them to live in. He will always do what is good for them and for His glory. They can trust that!

Note: Even non-readers can participate in presenting the craft, if you will whisper what they are to say in their ear and let them say it aloud for the others to hear.





BEFORE CLASS:**1. PICK YOUR PERSON**

VIPPs can be anyone in your church! Typically, they fall into 6 categories: Church staff, Elders, Deacons/deaconesses, Special Volunteers (people who aren't paid, but spend a lot of time helping out in particular ways), Supported Workers (aka missionaries), and Church Members.

2. GATHER YOUR FACTS

Use the VIPP Information Sheet to write down the facts about your VIPP. The information on this worksheet is used in the VIPP activities, listed in the "Choose an Activity" section below.

DURING THE ACTIVITY:**1. INTRODUCE YOUR VIPP**

Introduce your VIPP to the children, using the VIPP Information Sheet. Fill in a set of VIPP Clue Cards with the information for your VIPP. If desired, you can even have the actual person come into class for the children to meet.

Need help describing what someone does for the church in a kid-friendly way? Check out the list of common VIPPs on the Praise Factory website in the PFI resources. There are lots of kid-friendly descriptions for common VIPP's, such as pastors, elders, deacons and a lot more.

2. PRAY!

Lead the children in praying for the VIPP. Ask the children if they would like to pray for one of the VIPPs prayer requests. Even non-readers can pray for the VIPP if you whisper the prayer request in their ear, then let them say it aloud. Never force a child to pray!

3. CHOOSE AN ACTIVITY

There are two activities you can use to help the children learn about the VIPP:

VIPP Clue Cards: These are nine coloring sheets in which children fill in the nine things they learn about the VIPP from the VIPP Information Sheet. Photocopy a set of each child. Use as few or as many of these Clue Cards as you desire. They are found in the back of this book.

VIPP Game: This is a game that uses a set of Clue Cards for one or two VIPPs.

Choose a VIPP and fill in his/her information on the VIPP Information Sheet. Fill in a set of VIPP Clue Cards with the information for your VIPP. Tell the children about the VIPP, having them fill in the VIPP Clue Cards with the key facts as they learn them. Write any words the children need to write on a white-board or other piece of paper so they can see how to spell them. Help younger children write these words on their clue cards. Ideas for how to tell the children about many common VIPPs are listed at praisefactory.org with the resources for this Bible Truth.

Optional TAKING IT TO OTHERS Activity: Introduce and Pray for the VIPP

If you are presenting the VIPP to other children or parents you can assign children to hold up the 10 clue cards and say what each card tells about the VIPP. (Or, you can have the children hold them up as you tell what each one means.) Then lead the children in praying for the VIPP.

Game: Picture Run

Materials

Information for two VIPPs

2 Sets of Clue Cards

Tape

Different color construction paper for each picture.

Preparing the Game

1. Fill in one set of clue sheets for each VIPP you are using.
2. Put all the Clue Cards in a bag, except for the ones with the names and pictures of the VIPPs.
3. Use tape to put up the pictures of each VIPP on a piece of construction paper. Tape each up in a different location/wall around the room.

Playing the Game

Reveal: Tell the children about the VIPPs, showing them your filled-in clue cards as you tell about them.

Review: Put the Clue Cards for the VIPPS put in a bag. Mix up. Have children stand together in middle of the room. Tell them that you will pull out a clue card, show it to them, and they are to run to the picture of the person who it belongs to. Give them the answer after everyone has run to their guessed person. Continue until all clues have been used up. (If you have a slick floor, you may want to avoid running. Make it fun by giving them a different way to go to each picture, such as skip or hop.)

VIPP INFORMATION SHEET

VIPP NAME:

WHAT VIPP LOOKS LIKE

Man or Woman? _____

Hair color? _____

Eye color? _____

FAVORITE ANIMAL

FAVORITE FOOD

FAVORITE FREE TIME ACTIVITY

WHAT VIPP DOES DURING WEEK

VIPP GROUP OF SERVICE:

Church Member

Deacon

Elder

Church Staff

Special Volunteer

Supported Worker
(Missionary)

3 WAYS VIPP SERVES CHURCH

3 WAYS TO PRAY FOR THE VIPP
