

BIBLE TRUTH 14, LESSON 3: PLANNER/OVERVIEW

GETTING STARTED: Welcome and Opening Songs (*introduce unit and get kids moving with these songs*)

Welcome to Praise Factory: PFI: Praise Factory Investigators Theme Song *PFI ESV Songs 12, Track 1*

Rules to Help Us Worship God and Love One Another: WoGoLOA Classroom Rules Song
PFI ESV Songs 12, Track 2

Big Question Under Investigation: Big Question 12 Songs *PFI ESV Songs 12, Tracks 3,4*

Big Question Bible Verse: Ephesians 5:1-2 Song: *PFI ESV Songs 12, Track 5*
Extra Bible Verse Song: Let Everyone Who Names the Name: 2 Timothy 2:19,22, ESV PFI ESV Songs 12, Track 6

DIGGING DEEP DOWN: Key Concept and Story (*introduce the Bible Truth and tell the related story*)

Bible Truth 14: God's People Delight in God's Glory

Bible Truth Hymn: To God Be the Glory, vs.1,3 *PFI ESV Songs 12, Tracks 52,53*

Bible Verse: Psalm 66:1-3,5,8,16

Bible Verse Song: Shout with Joy to God *PFI ESV Songs 12, Track 54*
Extra Bible Verse: I Will Bless the LORD, Psalm 34:1,3,8,10, ESV PFI ESV Songs 12, Track 55

Lesson 3 New Testament Story: The Case of the Slandered Servant *Acts 6-7*

TAKING ACTION: Response Activities (*choose from among these activities*)

Snack and Discussion Planner: The Glory of God in the Face of Stephen

ACTS Prayer: Prayer Sheet

Bible Truth Review: Discussion Questions and Game: Silly Grand March

Bible Truth Hymn: To God Be the Glory, vs.1,3 *PFI ESV Songs 12, Tracks 52,53*
Song, Sign Language and Song Game: Big Voice, Little Voice **PFI ESV SONGS 12 BOOK or ONLINE**

Bible Verse Review: Psalm 66:1-3,5,8,16 Discussion Sheet and Game: Mr. Freezie Ball

Bible Verse Song: Shout with Joy to God *PFI ESV Songs 12, Track 54*
Song, Sign Language and Song Game: Sign It, Say It, What Does It Mean? **PFI ESV SONGS 12 BOOK or ONLINE**

Story Review: Discussion Questions and Game: Obstacle Course Quiz

Case Replay, Jr: Drama Activity for Youngest Children (children do same story actions together)

Case Replay, Sr: Drama Activity for Most Children (children re-tell story with individual parts)

Craft: Food for the Poor Widows in the Church

VIPP (Very Important Prayer Person) Prayer Time: Coloring Sheets (back of book) & Game: Hot and Cold Hide

TAKING IT HOME: Take Home Sheet for Review and Family Devotions

PFI Pronto: Bible Truth 14, Lesson 3 **PFI ESV PRONTOS 12 BOOK or ONLINE**

The Case of the Slandered Servant Acts 6-7

by Connie Dever

Our story is: The Case of the Slandered Servant.

As you listen to the story, see if you can figure out:

- 1. Who was the Slandered Servant and why were they spreading lies about him?**
- 2. How did glorify God even though he was slandered?**

This story takes place in New Testament times, not long after Jesus died on the cross and rose from the dead.

An old widow slowly made her way down the streets of Jerusalem to the place where the Christians gathered. With no husband or children to care for her needs, she had no one to take care of her. If she hadn't become a Christian, she could have gone to the Temple and received help from the Jews. But ever since she had become a believer in Jesus, she had lost their help. No. She would be out on the streets begging for bread or for money if it weren't for the generosity of the other believers. They gave money to provide food each day for this widow and many others.

The church appointed seven men--Stephen, Philip, Procorus, Nicanor, Timon, Parmenas, and Nicolas--as deacons to take care of the needs of these widows. Each day, with gentleness and kindness, these man bought food and served it to these widows. All seven of these men loved God and glorified Him with their lives, but Stephen stood out above them all.

Taking care of the needs of those widows was a huge job, but Stephen did a lot more than just that. Stephen loved to share the good news of Jesus. He wanted more and more people to praise God and give him glory because of Jesus. So Stephen went to the Jewish synagogues, as well as out into the streets, and shared the gospel with all who would listen.

God worked powerfully through Stephen. He helped him boldly tell about Jesus and He did amazing miracles through Stephen, too, as proof that Jesus really was the Savior. Many people listened, saw what God did through Stephen and trusted in Jesus as their Savior. Stephen was so pleased that God was being glorified through him. Nothing was more important to him than that!

But while many listened to Stephen and believed in

Jesus, many others listened and did not believe! Many Jews were furious at what Stephen taught. "Jesus is not the Messiah sent to save us and we will prove it to you from the Bible!" they declared. But no matter why arguments they came up with, God gave Stephen wisdom to prove them wrong. Not even the smartest teacher could ever win against Stephen!

This only made those Jews even more furious. "Perhaps we can't argue as well as Stephen, but we maybe can get rid of him another way. Let's get some bad men to tell lies about him and get him in big trouble with the Jewish leaders," they plotted. "They might even have him killed."

Their plan worked! As lies about Stephen spread through Jerusalem, the Jews became angrier and angrier. "Something must be done about this man!" the Jewish leaders said. "Seize him and bring him to us!" they ordered. Before long, Stephen was dragged to the Temple courts and set in front of the Supreme Sanhedrin, the most important Jewish court in Israel. Here, Stephen's fate would be decided.

Stephen stood in the middle of the Council Chamber. The seventy-one Pharisees and chief priests of the Supreme Sanhedrin sat on one side of room and their students and other Jews sat on the other side. They called one witness after another to speak against Stephen.

"He spoke against the name of the LORD," one said. "He said Jesus would destroy our Temple!" another said. "I heard him say that Jesus would do away with the customs Moses handed down to us," yet another said.

The men in the Council Chamber looked very

Story-telling Tips

Ahead of time:

1. Read the Bible verses and story. Pray!
2. Create story cue cards on index cards (or highlight text).
3. Practice telling story dramatically, timing your presentation. Shorten, if necessary to fit your allotted time.
4. Decorate area with story props that help bring your story alive.

During your presentation:

1. Maintain as much eye contact as possible as you tell the story. Point to/use props at important points in the story. Include the kids in your story with a few questions about what they think will happen or words/concepts that might be new to them.
2. Watch the kids for signs that their attention span has been reached. Shorten, if necessary.

concerned. These were very serious charges. If Stephen couldn't prove they were lies, he would face death by stoning. Stephen knew this, but he didn't panic. He delighted in God's glory. He felt certain that God had called him to testify to these important Jews about Jesus. He knew the more he trusted in Jesus even as he faced death, the more God would be glorified. There was nothing more important to Stephen than this.

Now all eyes turned towards Stephen, What would he say and do? But even before Stephen had spoken one word, the Lord was already glorifying Himself through Stephen. The Bible tells us that Stephen's face seemed to radiate God's glory, like the face of an angel.

The high priest came forward and said, "You've heard these witnesses. Are these things true?"

"My fellow Jews, listen to me!" Stephen said. "Long ago the LORD gave us this land, His laws and the Temple that we might love and serve Him. Through the prophets He urged us to turn away from our sins and to look forward to the Messiah who would save us. But our people sinned against the LORD and resisted His Holy Spirit. Now you are acting just like them! You have betrayed and murdered Jesus, the Messiah! Even now you're disobeying His laws and rejecting the good news of salvation through Jesus!"

Stephen's words only made the Jewish leaders more furious. But Stephen, full of the Holy Spirit, looked up to heaven and saw the glory of God and Jesus. "Look," he said, "I see Jesus in heaven, standing before God in the place of highest honor!"

This was more than the Jewish leaders could stand! Stephen was saying that Jesus was God. This was blasphemy! He must be silenced! He must be put to death!

"They covered their ears and started yelling loudly. They wanted to drown out Stephen's praise of Jesus. They grabbed Stephen and dragged him outside of Jerusalem. Then they did what they always did to people who dishonored God's name--they threw stones at him to kill him!

How did Stephen take this undeserved punishment? Did he yell back angry, hateful words at them, or plead with them to stop? No, he didn't. Stephen was a man who delighted in God's glory. He knew God was calling

him to die for the honor of Jesus' name. He knew that the more courageously and willingly he endured this suffering for Jesus, the more God would be glorified.

Amidst that deadly shower of stones, Stephen prayed: "Lord Jesus, receive my spirit." Then he fell down to his knees and cried: "Lord, do not hold this sin against them." And with those words, he died. Nothing—not even life, itself—was more important to Stephen than the glory of God.

Cracking the Case:

It's time to answer our Case Questions.

- 1. Who was the Slandered Servant and why were lies being spread about him?** Stephen. Angry Jews were trying to get rid of Stephen for preaching that Jesus was God's Son, the Messiah, come to save God's people.
- 2. How did glorify God even though he was slandered?** He proved from the Bible that Jesus was the Savior. He didn't stop preaching, even when he faced death. He trusted God with his life and even forgave his enemies as they were killing him.

Something For You and Me

Our Bible Truth is:

God's People Delight in God's Glory

Our Bible Verse is: Psalm 66:1-3,5,8,16

"Shout for joy to God, all the earth; sing the glory of his name; give to him glorious praise! Say to God, "How awesome are your deeds!...Come and see what God has done: he is awesome in his deeds toward the children of man... Bless our God, O peoples; let the sound of his praise be heard... Come and hear, all you who fear God, and I will tell what he has done for my soul."

What about God's people today? What is God calling them to do? Like Stephen, He is calling them to selflessly care for others. Like Stephen, He is calling them to tell new people about salvation through Jesus. And though many of God's people may never face dying for their faith like Stephen did, all will know some kind of sadness or pain from others who reject the good news of salvation through Jesus.

Whatever God calls His people to do, they can know that they are all opportunities to serve Him and others; to serve Him and others, but best of all, they are

opportunities to glorify God by reflecting His good ways to the world.

Let's praise God for the perfectly glorious way He is and the perfectly glorious things He does. Let's ask Him to help us to turn away from our sins and trust in Jesus as our Savior. Let's ask Him to fill us with His Holy Spirit and make us people who daily delight to live our lives so as to bring glory to Him in all we do.

Close in prayer.

Closing ACTS Prayer

A God, we praise You for being worthy of all glory and honor.

C God, we confess that many times we don't think about glorifying God with our lives as Stephen did. Many times we think only about making a big deal about ourselves so others will think about us.. Many times we choose to not do things that might glorify You, but would be hard or no fun to do. We deserve Your punishment! We need a Savior!

T God, we thank You for sustaining Your people through even the hardest kinds of sufferings so that they glorify You as You and they want to.

S God, work in our hearts! Help us turn away from our sins and trust in Jesus as our Savior. Fill us with Your Holy Spirit and make us people who daily delight to live our lives to bring You glory in all we do.

Special Words

Slander: Telling others lies about someone else to make others think badly of them.

Widow: A woman who was married whose husband has died.

Deacon: A person in a local church who has been called by God to special service of the church.

Synagogue: A local worship house for Jews where the LORD was worshipped and the Bible was preached.

Chief Priests: The most important Jewish leaders who were in charge of worship at the Temple in Jerusalem.

Glorify (God): To show what God is like by how you live.

ACTS PRAYER ACTIVITY

Use this sheet to write down your ACTS Prayer

Instructions:

Use this sheet to help the children apply the Bible Truth into a prayer. You can use the ACTS provided or even better, have the kids think of their own applications. Also have the children add their personal requests to the prayer, too. Lead the children in the prayer or let them pray sections, with your help. Never force a child to pray! Non-readers can participate by you whispering a section of the prayer into their ear and allowing them to pray it aloud for the group.

ADORATION:

God, we praise You for being worthy of all glory for Your infinite love, wisdom, power and goodness

God, we praise You for being.....

Add your own Adorations:

CONFESSION:

We confess that many times we don't delight in Your glory, but think of making a big deal of ourselves or others. We need Jesus to save us!

God, we have sinned against You....

Add your own Confessions:

THANKSGIVING:

Thank You, God, for letting us get to know how delightful You are. Thank You for letting us show others how great You are. Thank You for ways we have seen Your love, wisdom, power and goodness in our lives.

God, we thank You for...

Add your own Thanksgivings:

SUPPLICATION:

.God, work in our hearts that we might turn away from our sins and trust in Jesus as our Savior. Help us to bring greater glory to Your name by talking about Your great ways, living our lives to reflect Your goodness and love; and, by telling others about You, that they would know and praise You, too.

God, we need Your help...

Add your own Supplication:

SNEAKY SNACK

Can you figure out how this snack ties in with our case?

Snack: The Glory of God in the Face of Stephen

“Face of Stephen” glorifying God, even while being stoned. Make face out of mini pita bread. Spread with a little tomato sauce. Add mozzarella hair, pepperoni eyes with olive piece eyeballs looking up to heaven. Make a smile out of more mozzarella or pineapple pieces. Can add a few chocolate chips or olives, etc. around the face to stand for stones.

This is only a suggestion. Feel free to modify. Be mindful of allergy issues among your children!

Case Tie-in: Even as Stephen was being wrongly accused and punished for sharing the good news of Jesus, he responded to his enemies in a way that would glorify God, even if it cost him his life.

SOUL FOOD

Food for thought during snack time

1. What does the snack have to do with the story?

Choose a few questions from the other activity discussion sheets to talk about during this snack time.

2.

3.

4.

5.

6.

7.

Directions: Read and discuss Bible Truth, using a FEW of the questions. Play game. Feel free to modify the game to fit your children.

God's People Delight in God's Glory.

God's people know there is no one as great as God is. They know how great His love has been for them by giving up His own Son, Jesus, to pay for their sins. They know how perfectly wise His plans are for them and all of creation. They know how mighty is His power to do His will and to care for them. They know how satisfying is His Spirit's fellowship in their hearts. More than anything else, God's people desire for these wonderful ways of God to be known and celebrated by everyone. So they talk about Him and His wonderful ways with other believers. They tell people who aren't believers about Him so that they might join in knowing and celebrating Him, too. They want to live in ways that show how great God is, knowing this is how they can glorify Him with their lives. They do all these things because they delight in God's glory.

Understanding the Bible Truth

1. What do God's people know about God? *There is no one as great as Him.*
2. What tells them how great His love is for them? *Thinking about Him giving up His own Son, Jesus to pay for their sins.*
3. What do they know about His plans? *They are perfectly wise for them and all of creation.*
4. What do they know about His power? *Mighty to do His will and to care for His people.*
5. What do they think about His Spirit's fellowship? *It is satisfying in their hearts.*
6. What do God's people delight in most of all? *For God to be know and celebrated for the wonderful ways He is.*
7. *What do they do with other believers? Talk about Him.*
8. What do they do with their lives to glorify Him? *Know God's will and choose to live in ways that will most reflect His glory. Trusting and obeying Him.*
9. What do they do with people who do not know God? *Tell them about Him and share the good news of Jesus, that they might turn from their sins and believe in Him, too.*

Story Connection Questions

1. How does the story point to the **Bible Truth: God's People Delight in God's Glory**: How did Stephen show he delighted in God's glory in how he lived and died? *In his life: He selflessly served widows, he prayed and lived a very godly life that reflected God's holiness. Even as he died for his faith, he spoke of the glory of Jesus. His enemies could not get him to stop praising Jesus.*

Bible Verse Connection Question

1. What does our Bible Truth have to do with our **Bible Verse: Psalm 66:1-3,5,8,16**: "Shout for joy to God, all the earth; sing the glory of his name; give to him glorious praise! Say to God, "How awesome are your deeds!...Come and see what God has done: he is awesome in his deeds toward the children of man... Bless our God, O peoples; let the sound of his praise be heard... Come and hear, all you who fear God, and I will tell what he has done for my soul!"?

God's People Delight in God's Glory. They want to tell others who have not heard about His awesome deeds. They want to tell each other what they have seen Him do in their lives. They want to do whatever they can to make His praise glorious, with their mouths and with their lives.

Life Application Questions

1. What can God's people do to show that they delight in God's glory? *They can praise His name, they can pray to Him and read the Bible to know Him and know how to obey Him. They ask God to help them live their lives to reflect His good ways in their obedience; and they can tell others about Him.*
2. What is the best first step God calls us to take in glorifying Him? *To turn away from our sins and trusting in Jesus as our Savior.*

BIBLE TRUTH 14 REVIEW

ACTS Questions

1. What is something we can praise God for because of this Bible Truth?

Praise God for being most worthy of glory for His infinite love, wisdom, power, and goodness.

2. What are sins we can confess to God because of this Bible Truth? *Confess that many times we do not delight in His glory, but think of honoring ourselves or others instead of Him. Savior. That heavenly home will be far better than anything we can know or have here.*

3. What is something we can thank God for because of this Bible Truth?

Thank God for specific ways we have seen His love, wisdom, power and goodness in our lives.

4. What is something we can ask God for because of this Bible Truth?

Ask God to work in our hearts that we might turn from our sins and trust in Jesus as our own Savior. Ask God to help us to bring greater glory to His name by talking about His great ways, living our lives that reflect His goodness and love; and by telling people about Him, that they might want to know and celebrate Him, too.

The Gospel

1. What great things has God done for His sinful people? Why would they delight in His glory so much? What is the gospel?

God is the good Creator and King of the world. He made people to worship Him and live by His good laws. But we are all sinners who've rebelled against Him. We all deserve death--God's just, eternal punishment for our sins. How terrible! But God has good news for us. In His great mercy, God sent His Son, Jesus to earth as a man to save sinners. He lived the perfect life that pleases God. (He's the only one who's ever done that!) He offered it up to God His Father as the perfect sacrifice for sins when He suffered and died on the cross. Then, on the third day, Jesus rose from the dead in victory. He had fully paid for the sins of God's people, so they wouldn't have to! Now all who turn away from their sins and trust in Jesus as their Savior will receive forgiveness of sins and eternal life with God. They will be His very own special people who will know Him and enjoy Him forever. We can be God's people, too, if we turn from our sins and trust in Jesus as our own Savior.

Game: Silly Grand March

Materials

CD and CD player
Small bowl or bag
Bible Truth Questions

Preparing the Game

1. Choose 20+ questions for your game from the Bible Truth Discussion Questions, or make up your own.
2. Write the Bible Truth questions on small thin strips of paper (or make a photocopy of the Bible Truth Discussion Questions and simply cut them into strips) and put them in the bag/bowl.

Playing the Game

Have the children form partners, then form a big double circle. Tell the children to move however you command them to move, such as march, walk, skip, tip toes, big knee bends, pat head, fly like a bird, etc. (BUT NOT RUN!!!) when you play the music. But when the music stops, they and their partner are to grab hands and sit down as quickly as possible. The last pair to sit down become the Question Choosers for the class. If the class answers it correctly, then the pair is added back into the group immediately. If not, then the pair stays out until another round when a correct answer is given to a question. (Feel free to add back incorrectly answered questions into the bag).

Game continues as number of questions, time, and attention span allow.

NOTE: Have the children who are "out" help make up actions for the other children to do, put them in charge of the music, etc. along with you. This will keep them happily occupied as they continue.

Non-competitive Option

Don't exclude the Question Choosers from the game, even if class gets the wrong answer.

Optional TAKING IT TO OTHERS Activity: Quiz Questions

Have the children choose a few of the questions from the game to ask the parents/other children during TAKING IT TO OTHERS time. Help pre-readers by whispering the question in their ear and letting them ask it aloud to the parents/other children. Make sure you read the Bible verse aloud before you ask your questions.

Directions:

1. Write words to song in large print before class.
2. Play the song for the children, helping them follow along on the song sheet.
3. Discuss the song, using a few questions from the discussion sheet. *Don't use them all!*
4. Introduce sign language for key words of your choice from sign language sheet for your song. Use as few or as many as you think the children can learn.
5. Sing and sign the song. Sign language as well as large format lyrics and sheet music are found in the PFI Unit Songbook or online.
6. If desired, play the Song Game.

Optional TAKING IT TO OTHERS Activity: Presenting and Singing the Song

1. Sing and sign the song, encouraging the watching children/parents to join in.
2. Ask the class some of the questions listed below. The Bible Truth Connection Question is particularly good to help them understand how the song ties in with the Bible Truth.

To God Be the Glory

Verse 1

To God be the glory, great things He hath done;
So loved He the world that He gave us His Son,
Who yielded His life an atonement for sin,
And opened the lifegate that all may go in.

O come to the Father, thro' Jesus the Son,
And give Him the glory,
Great things He hath done.

Refrain:

Praise the Lord, praise the Lord,
Let the earth hear His voice!
Praise the Lord, praise the Lord,
Let the people rejoice!

Verse 3

Great things He hath taught us,
great things He hath done;
And great our rejoicing thro' Jesus the Son'
But purer, and higher, and greater will be
Our wonder, our vict'ry, when Jesus we see.

Listen to it on PFI ESV Songs 12, Tracks 52,53

Understanding the Song

1. What great things has God done that we should glory Him? *He has sent His Son Jesus to be the Way for sinners to come to God.*
2. How did God show how much He loved the world? *He gave His very own Son to come and suffer a terrible death to pay for the sins of His people.*
3. What does "atonement" mean? *Making peace with someone after being enemies.*
4. What does it mean that Jesus yielded His life as an atonement for sin? *To yield one's life means to give it up. Jesus gave up His life to pay for the sins of His sinful people so that there would be peace between God and them.*
5. What is a lifegate? *A lifegate is a made up word that means the way to eternal life with God.*
6. *Who may have eternal life? All may go in. Anyone who turns from their sins and trusts in Jesus as the payment for their sins may be saved.*
7. Why should the people rejoice and praise the Lord? *Because Jesus has made the way to the Father.*
8. How do we come to the Father? *Through faith in Jesus the Son's payment for our sins.*
9. What are the great things God has taught us and done? *He has taught us what He is like, His amazing promises to save and bless God's people, and His great plans to bring glory to His name. He has saved His people through Jesus and done many other amazing things that display His marvelous self. He has put His Spirit in the heart of His people so they can know Him.*
10. What do God's people rejoice about Jesus while they are still here on earth? *They know He is their Savior. They have fellowship with Him in their hearts.*
11. Why will their rejoicing be even greater in heaven when they see Jesus? *Now God's people only know Him through His Spirit working in them and through reading about Him in the Bible. In heaven, they will see Jesus and know Him fully. They will see His glory. They will understand even more of the wonders of His magnificent plans that He fulfilled.*

Bible Truth Connection Question

1. How does this song relate to our Bible Truth: **God's People Delight in God's Glory?**
We give glory to God for giving us His Son to be the payment for sins. Sinners could never pay for their sins. Only by Jesus giving up His life in the place of sinners could there ever be a way for them to come to the Father.

Story Connection

1. How does this song relate to today's story?

Stephen lived and died thinking of the great things God had done through Jesus. He served others like Jesus, He spoke about Jesus, He forgave his enemies like Jesus; and he died for Jesus, all wanting to bring glory to Him for the great things He had done.

Bible Verse Connection Question

1. What does this hymn have to do with our Bible Verse: **Psalm 66:1-3,5,8,16**: "Shout for joy to God, all the earth; sing the glory of his name; give to him glorious praise! Say to God, "How awesome are your deeds!...Come and see what God has done: he is awesome in his deeds toward the children of man.... Bless our God, O peoples; let the sound of his praise be heard... Come and hear, all you who fear God, and I will tell what he has done for my soul."? *We are all sinners. We are unworthy of God's forgiveness. But God is faithful and just...and oh, so, merciful. He sent Jesus to save all who confess their sins to Him, turn away from their sins, and trust in Jesus as their Savior. God's people know that God has forgiven them and not through any easy way, but through the suffering and death of Jesus on the cross. When they think about how Jesus, the very Son of God, died to save them, they wonder at His glorious love and their own unworthiness.*

Life Application Questions

1. How can our lives be affected by the message of this song? *We can think about the great things God has done through Jesus. We can confess our sins to Him and trust in Him as Savior, if we have not. We can think about how each day we can bring glory to God by how we live.*

ACTS Questions

1. What is something we can praise God for from this hymn?

Praise God for being the Savior of His people..

2. What are sins we can confess to God from this hymn?

We confess that though we know what great things God has done for His people, many times we spend little time thinking about those great things or praising God for them.

3. What is something we can thank God for from this hymn?

We can thank God for opening the Lifegate through Jesus, so that sinners can be forgiven their sins and be saved (when they turn away from their sins and trust in Jesus as their Savior.)

4. What is something we can ask God for from this hymn?

That God would work in our hearts that we confess our sins, might turn from our sins and trust Jesus as our Savior. We can ask Him to help us remember the great things He has done and give Him glory because of them.

Gospel Question

1. Who is the lifegate through whom sinners can enter and have eternal life? What is the gospel?

God is the good Creator and King of the world. He made people to worship Him and live by His good laws. But we are all sinners who've rebelled against Him. We all deserve death--God's just, eternal punishment for our sins. How terrible! But God has good news for us. In His great mercy, God sent His Son, Jesus to earth as a man to save sinners. He lived the perfect life that pleases God. (He's the only one who's ever done that!) He offered it up to God His Father as the perfect sacrifice for sins when He suffered and died on the cross. Then, on the third day, Jesus rose from the dead in victory. He had fully paid for the sins of God's people, so they wouldn't have to! Now all who turn away from their sins and trust in Jesus as their Savior will receive forgiveness of sins and eternal life with God. They will be His very own special people who will know Him and enjoy Him forever. We can be God's people, too, if we turn from our sins and trust in Jesus as our own Savior.

Song Game: Big Voice, Little Voice

Materials

Song

Sign language signs used in the song printed out onto little cards

Blindfold

Preparing the Game

None.

Playing the Game

1. Practice the song and signs until the children know them well. Then tell them: "Children, we are going to hide a sign language sign and see if one of you can find it... with a little help from the rest of us!"
2. Choose someone to be "It" and blindfold them. Choose another child to hide one of the sign language cards. When it's hidden, "It" can remove the blindfold and begin to look.
3. The rest of the children will sing the song in a louder voice when "It" gets closer to the hidden sign and quieter when "It" gets further from the sign.
4. When "It" finds the hidden clue, another "It" is chosen and play begins again.

Game continues as number of questions, time, and attention span allow.

choose a FEW questions for discussion, then choose the game and/or music activity

Meditation Version: Psalm 66:1-3,5,8,16 ESV

"Shout for joy to God, all the earth; sing the glory of his name; give to him glorious praise! Say to God, "How awesome are your deeds!...Come and see what God has done: he is awesome in his deeds toward the children of man... Bless our God, O peoples; let the sound of his praise be heard... Come and hear, all you who fear God, and I will tell what he has done for my soul."

Alternate Memory Version: Psalm 66:1-2,5 ESV

"Shout for joy to God, all the earth; sing the glory of his name; give to him glorious praise!... Come and see what God has done: he is awesome in his deeds toward the children of man."

Understanding the Bible Verse

1. What should all the earth do? *Shout for joy to God; Sing the glory of His name; make His praise glorious.*
2. Who is all the earth? *All people.*
3. What does it mean to "sing the glory of His name?" *It means to sing about how great God is and what He has done.*
4. What should we say to God? *How awesome are His deeds.*
5. Who are the "children of man" to whom God has done such awesome deeds? *This is another way to say all people. It's not really a verse just about God doing good things to children, but to all people.*
6. What are some of God's awesome works in man's behalf? *Created them with a heart that can know and love Him; given them the Bible so they can know what He is like and how to please Him; most of all, sent Jesus to save them from their sins so that can be His people and live with Him forever.*
7. What does it mean to fear God? *To understand that He alone is God. He is perfectly holy. To want to love, honor and obey Him.*
8. Who fears God? *God's people.*
9. What is the writer of this Psalm going to tell God's people? *What He has done for "his soul"--for him.*

Bible Truth Connection Question

1. What does this verse have to do with the **Bible Truth: God's People Delight in God's Glory?** *God's People Delight in God's Glory. They want to tell others who have not heard about His awesome deeds. They want to tell each other what they have seen Him do in their lives. They want to do whatever they can to make His praise glorious, with their mouths and with their lives.*

Story Connection Questions

1. What does the verse have to do with our story? *In life or death, Stephen always delighted to shout the Lord's praise and sing the glory of His name. He wanted all to hear of God's awesome work in behalf of men--salvation through Jesus. Not even when facing death could Stephen be forced to stop glorifying the name of Jesus.*

Life Application Questions

1. What are some things that God has done for His people? *Created them with a heart that can know and love Him; given them the Bible so they can know what He is like and how to please Him; sent Jesus to save them from their sins so that can be His people and live with Him forever; filled them with His Holy Spirit so that they can know Him in their hearts and so that He can help them love and obey God more and more.*
2. What is something the LORD has done for you? *Offered you salvation through Jesus by turning away from your sins and trusting in Jesus as your Savior.*

ACTS Questions

1. What is something we can praise God for from this Bible verse?

Praise God for being the Doer of Mighty Deeds on man's behalf.

2. What are sins we can confess to God from this Bible verse?

We confess that many times we do not shout for joy to the LORD. We forget how mighty His deeds are. We do not tell others about His mighty deeds, either.

3. What is something we can thank God for from this Bible verse?

We can thank God for the mighty deed of breaking the power of sin and death for His people through Jesus' life, death and resurrection from the dead.

4. What is something we can ask God for from this Bible verse?

We can ask God to work in our hearts that we would want to confess our sins, turn away from disobeying Him and trust in Jesus as our own Savior. We can ask Him to help us to learn and remember the mighty deeds He has done on man's behalf. We can ask Him to make us people full of joy and of His praise.

The Gospel

1. What is the greatest deed that God has done on behalf of sinful people like you and me? What is the good news of Jesus? What is the gospel?

God is the good Creator and King of the world. He made people to worship Him and live by His good laws. But we are all sinners who've rebelled against Him. We all deserve death--God's just, eternal punishment for our sins. How terrible! But God has good news for us. In His great mercy, God sent His Son, Jesus to earth as a man to save sinners. He lived the perfect life that pleases God. (He's the only one who's ever done that!) He offered it up to God His Father as the perfect sacrifice for sins when He suffered and died on the cross. Then, on the third day, Jesus rose from the dead in victory. He had fully paid for the sins of God's people, so they wouldn't have to! Now all who turn away from their sins and trust in Jesus as their Savior will receive forgiveness of sins and eternal life with God. They will be His very own special people who will know Him and enjoy Him forever. We can be God's people, too, if we turn from our sins and trust in Jesus as our own Savior.

Game: Mr. Freezie Ball

Materials

Bible verse written up in large print so that all can see
Medium size foam or other soft surfaced ball, or tennis ball

Preparing the Game

None.

Learning the Verse

Some or all of your children may be non- or early readers. Teach the verse in sections, having them say it after you. Repeat a few times. Add clapping or other movement as they say it.

Directions

1. If desired, lead the children in a discussion of a **FEW** of the most important questions before beginning game.
2. Explain the game to them as follows:

Have the children spread out around the leader, who will be the first Mr. Freezie. Everyone says the Bible verse together. Then, Mr. Freezie throws the ball up in the air as he calls out the name of one child. That child runs to get the ball, while everyone else spreads out. When the child gets the ball, he yells "freeze" to the other children. He then rolls the ball to gently hit another child. That child tries to say the memory verse, getting the assistance of one other person if desired. If he says it correctly, he becomes the new Mr. Freezie and will be the next to toss the ball. If not, then the child who rolled the ball remains Mr. Freezie for another turn. The person who rolled the ball would then become the new Mr. Freezie and be next to toss the ball. Class says verse together each time before Mr. Freezie says the next child's name.

Game continues as time and attention span allow.

Optional TAKING IT TO OTHERS Activity: Quiz Questions

Have the children choose a few of the questions from the game to ask the parents/other children during TAKING IT TO OTHERS time. Help pre-readers by whispering the question in their ear and letting them ask it aloud to the parents/other children. Make sure you read the Bible verse aloud before you ask your questions.

Directions:

1. Write words to song in large print before class.
2. Play the song for the children, helping them follow along on the song sheet.
3. Discuss the song, using a few questions from the discussion sheet. *Don't use them all!*
4. Introduce sign language for key words of your choice from sign language sheet for your song. Use as few or as many as you think the children can learn.
5. Sing and sign the song. Sign language as well as large format lyrics and sheet music are found in the PFI Unit Songbook or online.
6. If desired, play the Song Game.

Optional TAKING IT TO OTHERS Activity: Presenting and Singing the Song

1. Sing and sign the song, encouraging the watching children/parents to join in.
2. Ask the class some of the questions listed below. The Bible Truth Connection Question is particularly good to help them understand how the song ties in with the Bible Truth.

Shout with Joy to God

Shout! Shout! Shout with joy!
 Shout with joy to God, all the earth!
 Sing! Sing! Sing the glory!
 Sing the glory of His name!
 Say! Say! Say to God!
 Say to God, "How awesome are your deeds."
 Come, Come, Come and see,
 Come and see what God has done!
 I will tell you what He has done for me!
 Psalm Sixty-six, one through three, five, nine, sixteen.
 First Corinthians Chapter Ten, verse thirteen.

Listen to it on PFI ESV Songs 12, Track 54

Song Game: Sign It, Say It, What Does It Mean?

Materials

Sign Language signs used in song, particularly choose words with important meanings you want the children to learn, such as "grace", "redeem", etc.

Bag or bowl

Preparing the Game

1. Cut out signs and put in bowl.

Playing the Game

1. Practice the song and signs until the children know them well. Then put all the signs we've learned in this bag/ bowl and mix them up.
2. Ask one of the children to choose a sign, but not show it to anyone...but you, if they need some help.
3. Ask the child to do the sign for the rest of the children and see if the other children can guess which one it is. Do the sign with the child, if desired.
4. When the children guess the sign, ask them the meaning of the word. If no one guesses the sign, put it back in the bowl to be picked again.
5. Choose another child to pick a new sign from the bag and continue.

NOTE: You might want to sing the song after you do each word or couple of words.

STORY REVIEW

Directions: Read and discuss Bible Truth, using a FEW of the questions. Play game. Feel free to modify the game to fit your children.

General Story Questions

1. Why would the Christian widows have to beg for food if not for the other Christians? *Couldn't receive help from the Temple like other Jewish widows because they were Jesus' followers.*
2. How did Stephen glorify God in how he served the widows? *He showed God's selfless love and kindness in how he cared for them each day.*
3. Why did Stephen want to tell others about Jesus? *He wanted new people to be saved and glorify Jesus with their lives. This would spread God's glory further.*
4. What did Stephen tell the Jews was special about how Jesus kept the laws God had given them through Moses? *He kept them perfectly, without any sin, ever.*
5. How did the Jews (and all of us) keep God's laws? *Imperfectly. We all sin.*
6. How could Jesus' death on the cross be the final sacrifice for sins that all the Temple sacrifices of sheep and goats could not be? *Lived a perfect life and so could be the perfect sacrifice for sin. He was God, so He could take all the eternal punishment for all His people's sins. Sacrifices of sheep/goats only showed a desire to be forgiven. They didn't really take away sin.*
7. What did God do thro' Stephen to prove his message? *Miraculous signs and wonders.*
8. Why did some Jews in the synagogues not think was true about Stephen's words? *They didn't think that Jesus was the Messiah, that He lived a perfect life, or that He died as the final sacrifice for sins of His people.*
9. Why couldn't the Jews win their arguments against Stephen? *God gave him wisdom by His Holy Spirit. Also, because they were wrong. Jesus really was the Messiah.*
10. What did some Jews do to get Stephen in trouble? *They had some men spread evil rumors about what he was saying about Jesus, the Law and God.*
11. What did the Sanhedrin and the other Jews think when they looked at Stephen's face while he stood on trial? *That his face radiated with God's glory, like an angel's.*
12. What did Stephen tell the Sanhedrin was the reason they didn't believe in Jesus? *They resisted the Holy Spirit and disobeyed God's laws, just like their forefathers.*
13. What did Stephen see that especially upset the Sanhedrin? Why did this upset them? *Jesus in His glory standing at the right hand of God the Father. They believed this was blasphemy against the LORD to say that Jesus was equal with Him.*
14. How did Stephen reflect God's glory even as he was being stoned? *He did not act afraid, but prayed to God. He did not shout angry words at the people stoning him, but asked that God would forgive them. This is a lot like how Jesus acted when He died on the cross.*

Bible Truth Connection Questions

1. What does this story have to do with our **Bible Truth: God's People Delight in God's Glory**? *Stephen so delighted in God's glory that he wanted everything he did to glorify Him, even the way he died.*

Bible Verse Connection Question

1. What does the story have to do with our **Bible Verse: Psalm 66:1-3,5,8,16**: "Shout for joy to God, all the earth; sing the glory of his name; give to him glorious praise! Say to God, "How awesome are your deeds!...Come and see what God has done: he is awesome in his deeds toward the children of man.... Bless our God, O peoples; let the sound of his praise be heard... Come and hear, all you who fear God, and I will tell what he has done for my soul."? *In life or death, Stephen always delighted to shout the Lord's praise and sing the glory of His name. He wanted all to hear of God's awesome work in behalf of men--salvation through Jesus. Not even when facing death could Stephen be forced to stop glorifying the name of Jesus.*

Life Application Questions

1. How can God's people today glorify God and delight in His glory? *Answers vary. Here are some ideas. They can spend time praying and reading God's Word to know Him and to know how to obey Him better. They can remember to thank God for all the good gifts He gives them and remind others that the good things they enjoy and the good gifts they have are all from the Lord. They can choose to turn away from sinful things that tempt them and choose to obey God instead.*

2. What is the first step God calls us and all people to take to glorifying God and taking delight in His glory? *To turn away from our sins and trust in Jesus as our Savior.*

ACTS Questions

1. What is something we can praise God for being that we learned in our story? *Praise God for being worthy of all glory and honor.*

2. What is something we can confess as sin that we learned in our story? *We can confess that many times we do not think about glorifying God with our lives as Stephen did. Many times we think only about making a big deal about ourselves so others will think about us. Many times we choose to not do things that might glorify God but would be hard or no fun to do. We deserve His punishment! We need a Savior!*

3. What is something we can thank God for that we learned in our story? *We can thank God for sustaining His people through even the hardest kinds of sufferings so that they glorify Him as He and they want to.*

4. What is something we can ask God for that we learned in our story?

We can ask God to work in our hearts, helping us to turn away from our sins and trust in Jesus as our Savior. We can ask God to fill us with His Holy Spirit that we might glorify Him in everything He wants us to do, even when it is very hard.

The Gospel

1. What was the gospel that Stephen lived and died for?

God is the good Creator and King of the world. He made people to worship Him and live by His good laws. But we are all sinners who've rebelled against Him. We all deserve death--God's just, eternal punishment for our sins. How terrible! But God has good news for us. In His great mercy, God sent His Son, Jesus to earth as a man to save sinners. He lived the perfect life that pleases God. (He's the only one who's ever done that!) He offered it up to God His Father as the perfect sacrifice for sins when He suffered and died on the cross. Then, on the third day, Jesus rose from the dead in victory. He had fully paid for the sins of God's people, so they wouldn't have to! Now all who turn away from their sins and trust in Jesus as their Savior will receive forgiveness of sins and eternal life with God. They will be His very own special people who will know Him and enjoy Him forever. We can be God's people, too, if we turn from our sins and trust in Jesus as our own Savior.

Game: Obstacle Course Quiz

Materials

Various materials, such as jump ropes, balls, inner tubes, carpet squares, boxes, tunnels made from chairs and bedspreads, etc. to make a simple obstacle course for each team.

Masking Tape

20+ Story Review Questions and other story review questions, 1+ per child

Paper/post-it notes & marker/pencil

Preparing the Game

1. Choose 20+ questions for your game from the Story Review Discussion Questions, or make up your own.
2. Set up two identical obstacle courses, one for each team, that both end up at the same wall of your room.
3. Write a question on the back of a post-it note. On the front, write a point amount, such as 5, 10, 25 points, depending upon the difficulty of the question. Place these questions on the wall at the end of the obstacle courses.
4. Use the masking tape to make starting lines.

Playing the Game

Divide the children into two teams and have them sit down in a line. Demonstrate how they are to go through the obstacle course. At the leader's command, the first person in each line goes through the obstacle course. Whoever reaches the question wall first wins 1 point for their team and gets to take down one question to give to the teacher. The teacher will ask the question to both teams, calling on the team who raises their hand first. If that team is correct in their answer, they get 2 points. If not, then the question goes to the other team. Process is repeated with next 2 children in line, etc.

Game continues until all have had a chance to run the course, or as question cards, time and attention span allow.

Non-competitive Option

Send the children through two at a time, each child choosing a question from the wall. Have the children ask their question to the whole group and work together on the answer. Have the two children come back through the obstacle course and go to the back of their own lines. Repeat with next two children.

Optional TAKING IT TO OTHERS Activity: Quiz Questions

Have the children choose a few of the questions from the game to ask the parents/other children during TAKING IT TO OTHERS time. Help pre-readers by whispering the question in their ear and letting them ask it aloud to the parents/other children.

CASE REPLAY ACTIVITIES

Use this guide to review the Case Story and act it out for others to enjoy!

CASE REPLAY, JR: YOUNGEST CHILDREN

Description: The children will act out the story together, everyone doing the same action/sound effect at the same time. This activity is most suitable for kindergarteners.

Materials

The Case RePlay, Jr. script for younger children

Preparation

1. Read through the script and write in the blanks along the side possible actions/sound effects the children could do to act it out.

Instructions

1. Tell the children that they will be re-enacting the story together as you tell it.
2. As you read the script, lead the children in actions/sound effects to do with you.
3. If desired, you can read the script and stop at certain sentences and ask them what a good action/sound effect would be to act out what you just read.
4. Repeat the re-enactment one or two times more.

CASE REPLAY, SR: OLDER CHILDREN

Description: The children act out the story as a three-scene play. You will narrate it using the Case RePlay, Sr. script and they will act it out (no spoken words, for the most part), with each child assuming a different character's role. This activity is most suitable for first grade and up. You will review the story, then practice it a few times before performing it for others.

Materials

The Case RePlay, Sr. script
White board or other large format paper
Costumes and props

Preparation

1. Prepare for the play by choosing costumes and props for each character in the story. Decorate the area with any scenery props.
2. Write the words "Beginning," "Middle," "End" on a large piece of paper/whiteboard with plenty of space under each heading. You will use this paper to help the children think about the story as a three-scene play, as it is presented in the script.

Instructions

1. Tell the children that they will get to act out the story as a three-scene play, with a beginning, middle and end section. Tell them that before they can act it out, they need to think it out. as you narrate it with your script.
2. Take the children's answers as they recount the story, helping them put key incidents in the right order.
3. If desired, when they have filled in their Beginning, Middle, End, read through your whole (real) script, so they hear exactly what you will have them act out.
4. Then tell the children that it's time to practice acting out the story.
5. Assign parts to each child. If you are using costumes, do NOT give them out at this point. They will be a distraction.
6. Have all the children sit on the floor or in chairs on one side of the "stage," then call the characters up in place as their part in the story comes.
7. As you read the script, guide the children in where you want them to move or do to act it out.
8. After going through the whole script once, give out any costumes and props and act out the script once or twice more.

Optional TAKING IT TO OTHERS Activity: Re-enacting the Story

Read the script as the children act out together (younger) or assuming different roles (older) as the other children or the parents watch.

CASE REPLAY, JR--YOUNGER KIDS (KINDERGARTEN) P.2

“Welcome to our play! The name of our story is called: The Case of the Slandered Servant.

Our story takes place in Jerusalem, in Israel. It takes place in New Testament times, not long after Jesus died on the cross and rose from the dead.

And now we present: “The Case of the Slandered Servant.”

Scene 1:

A widow slowly walks through Jerusalem to the gathering place of the Christians. Each day, Stephen and the six other deacons give food to the Christian widows like her, who have no one else to help them. God is glorified through what Stephen and these other men do. The widows see God’s selfless love and kindness in how these men care for their needs. Stephen delighted to serve these women and to glorify God in how he served them.

Actions:

Scene 2:

But Stephen also wanted to see new people believe in Jesus and glorify Him with their lives. He goes into the streets and into the synagogues telling people the good news of Jesus. God did amazing miracles through Stephen as proof that he said about Jesus was really true. Some carefully considered Stephen’s words and the miracles, but some of the Jews in the synagogues were furious at what he said. They didn’t think Jesus really was the Messiah and argued with him in the synagogues. They tried to prove he was wrong, but God gave Stephen such great wisdom that no one could do it. These Jews decided to get Stephen in trouble with the Jewish leaders and have him killed. They talked some men into spreading lies about Stephen, saying that he was speaking against the LORD and His laws.

Scene 3

Soon all Jerusalem was upset. The people and the Jewish leaders seized Stephen and dragged him before the Sanhedrin in the Temple courts. Stephen stood before the seventy-one Pharisees and chief priests of the Sanhedrin, their students and other Jews. Witnesses testified that Stephen told people that Jesus would destroy the Temple, would do away with the customs handed down by Moses, and had blasphemed the LORD’s name. All looked to Stephen and saw God’s glory on his face, like that of an angel. The high priest tells Stephen to respond to the charges. Stephen tells them that they are just like their forefathers long ago who resisted the Holy Spirit and disobeyed God’s laws. They have even murdered Jesus, though He was the Messiah sent to save them. The Jews become furious. Stephen looks up to heaven and says he sees Jesus in His glory reigning next to God the Father. The Jews think this is blasphemy against God. They plug their ears, seize Stephen, drag him outside the city and have him stoned. As he is being stoned, Stephen prays that God would receive his spirit and that God would forgive these men for stoning him. Then he dies. God is glorified through Stephen’s live and death.

The Bible Truth we are learning is: **God’s People Delight in God’s Glory.** Living or dying, Stephen always tried to do what would bring God the most glory.

CASE REPLAY, SR--OLDER KIDS (1ST GRADE AND UP) P.3

"Welcome to our play! The name of our story is called: The Case of the Slandered Servant.

Our story takes place in Jerusalem, in Israel. It takes place in New Testament times, not long after Jesus died on the cross and rose from the dead.

The characters in our story are: Widows, Stephen, Philip, Procorus, Nicanor, Timon, Parmenas, Nicolas, Jews, 71 Pharisees and chief priests of the Sanhedrin, their students, false witnesses, Jesus in glory

And now we present: "The Case of the Slandered Servant."

Scene 1: (Beginning)

A widow slowly walks through Jerusalem to the gathering place of the Christians. Each day, Stephen and the six other deacons give food to the Christian widows like her, who have no one else to help them. God is glorified through what Stephen and these other men do. The widows see God's selfless love and kindness in how these men care for their needs. Stephen is delighted to serve these women and to glorify God in how he served them.

Scene 2: (Middle)

But Stephen also wanted to see new people believe in Jesus and glorify Him with their lives. He goes into the streets and into the synagogues telling people the good news of Jesus. God did amazing miracles through Stephen as proof that he said about Jesus was really true. Some carefully considered Stephen's words and the miracles, but some of the Jews in the synagogues were furious at what he said. They didn't think Jesus really was the Messiah and argued with him in the synagogues. They tried to prove he was wrong, but God gave Stephen such great wisdom that no one could do it. These Jews decided to get Stephen in trouble with the Jewish leaders and have him killed. They talked some men into spreading lies about Stephen, saying that he was speaking against the LORD and His laws.

Scene 3: (End)

Soon all Jerusalem was upset. The people and the Jewish leaders seized Stephen and dragged him before the Sanhedrin in the Temple courts. Stephen stood before the seventy-one Pharisees and chief priests of the Sanhedrin, their students and other Jews. Witnesses testified that Stephen told people that Jesus would destroy the Temple, would do away with the customs handed down by Moses, and had blasphemed the LORD's name. All looked to Stephen and saw God's glory on his face, like that of an angel. The high priest tells Stephen to respond to the charges. Stephen tells them that they are just like their forefathers long ago who resisted the Holy Spirit and disobeyed God's laws. They have even murdered Jesus, though He was the Messiah sent to save them. The Jews become furious. Stephen looks up to heaven and says he sees Jesus in His glory reigning next to God the Father. The Jews think this is blasphemy against God. They plug their ears, seize Stephen, drag him outside the city and have him stoned. As he is being stoned, Stephen prays that God would receive his spirit and that God would forgive these men for stoning him. Then he dies. God is glorified through Stephen's life and death.

Bible Truth Tie-In:

The Bible Truth we are learning is: **God's People Delight in God's Glory.** Living or dying, Stephen always tried to do what would bring God the most glory.

Food to the Poor Widows in the Church

Description

The children will make a stand-up widow with food in her hands from a toilet roll and decorating supplies.

Materials

Patterns of Widow's body and arms

Markers/colored pencils

1 Toilet roll per craft

Hair colored yarn

1 tissue per craft

1 rubber band per craft

Jiggly eyes (optional)

Cardstock

Glue sticks

Optional Glue gun and glue sticks (Teacher use only)

Scissors

Preparing the Craft

1. Print out 1 copy of the each pattern onto cardstock per craft. Cut out for youngest children, at least.
2. Cut yarn into 2" lengths.
3. Set out other supplies.

Making the Craft

1. Show children your sample.
2. Have the children color in/add designs to their widow's body, arms and the food. If desired, use jiggly eyes for the eyes.
3. Glue the body in place onto the toilet roll. Teacher may want to secure better by use of glue gun.
4. Glue arms in place along back of body and coming out side. Teacher may want to secure better by use of glue gun.
5. Have children add hair by gluing strands of yarn in place along the top sides of the toilet roll as it stands on end.
6. Add a veil by laying the middle of the wide side of the tissue over the top of the tissue roll (over the hole) so that a bit of the tissue drapes over the front and most of it drapes over the back. Use the rubber band as a tie that secures the veil in place by slipping it over the top of the tissue and the roll about ½" from the top of the roll.

Making a Bible Truth Connection

Once the children have settled into their craft, use the Bible Truth- Craft Connection Sheet to lead discussion about the craft. Note that most of these questions echo the questions on the case board, providing a review of what the children learned earlier.

Optional TAKING IT TO OTHERS Activity: Craft Presentation

If you are presenting the craft to other children or parents the children can hold up their crafts (or your model craft) and read their Bible Truth Connection answers to explain the importance of the craft.

CASE CRAFT**Discussion Guide****Instructions:**

As the children are settled into making their craft, ask them these questions to help them understand the craft's significance. Use the answers provided to guide the children's answers.

Discussion Questions

1. Where did Stephen live and who did he and the other deacons especially serve in our story?

Jerusalem. The Christian widows who had no one to take care of their needs.

2. What did Stephen and the other deacons do for these widows? *They daily served them food with money the church raised to care for their needs.*

3. Why did Stephen delight to care for these widows?

He wanted to help them and, most of all, he knew he would glorify God by doing this.

4. What is Bible Truth that we are learning?

God's People Delight in God's Glory.

5. What does our craft have to do with our Bible Truth?

Moses did not get to enter the Promised Land, but he did get to see it; and best of all, the Lord took him home to heaven—a far better place than the Promised Land!

6. What can our craft help us remember?

No matter how wonderful the things of this world are, God's people will find that their home in heaven will be far better than anything they know or have here on earth

TAKING IT TO OTHERS**Craft Presentation****Instructions:**

Have children hold up your model craft/their crafts. Choose five children (or you say) the five sections below to explain the craft's importance.

Presentation:

1. Our craft is: Food to the Poor Widows in the Church.


2. In Jerusalem, Stephen served food to the poor widows in the church because he delighted to glorify God by caring for the needs of these other believers.




3. Our Bible Truth is: God's People Delight in God's Glory.

4. Stephen delighted in God's glory by serving Him anyway He wanted him to. Stephen showed God's care for these poor women in how he cared for them.

5. Our craft can help us remember that God's people give God glory not just by doing big things for God that everyone notices, but also by doing little things for people who others might not think are important.

Note: Even non-readers can participate in presenting the craft, if you will whisper what they are to say in their ear and let them say it aloud for the others to hear.





BEFORE CLASS:**1. PICK YOUR PERSON**

VIPPs can be anyone in your church! Typically, they fall into 6 categories: Church staff, Elders, Deacons/deaconesses, Special Volunteers (people who aren't paid, but spend a lot of time helping out in particular ways), Supported Workers (aka missionaries), and Church Members.

2. GATHER YOUR FACTS

Use the VIPP Information Sheet to write down the facts about your VIPP. The information on this worksheet is used in the VIPP activities, listed in the "Choose an Activity" section below.

DURING THE ACTIVITY:**1. INTRODUCE YOUR VIPP**

Introduce your VIPP to the children, using the VIPP Information Sheet. Fill in a set of VIPP Clue Cards with the information for your VIPP. If desired, you can even have the actual person come into class for the children to meet.

Need help describing what someone does for the church in a kid-friendly way? Check out the list of common VIPPs on the Praise Factory website in the PFI resources. There are lots of kid-friendly descriptions for common VIPP's, such as pastors, elders, deacons and a lot more.

2. PRAY!

Lead the children in praying for the VIPP. Ask the children if they would like to pray for one of the VIPPs prayer requests. Even non-readers can pray for the VIPP if you whisper the prayer request in their ear, then let them say it aloud. Never force a child to pray!

3. CHOOSE AN ACTIVITY

There are two activities you can use to help the children learn about the VIPP:

VIPP Clue Cards: These are nine coloring sheets in which children fill in the nine things they learn about the VIPP from the VIPP Information Sheet. Photocopy a set of each child. Use as few or as many of these Clue Cards as you desire. They are found in the back of this book.

VIPP Game: This is a game that uses a set of Clue Cards for one or two VIPPs.

Choose a VIPP and fill in his/her information on the VIPP Information Sheet. Fill in a set of VIPP Clue Cards with the information for your VIPP. Tell the children about the VIPP, having them fill in the VIPP Clue Cards with the key facts as they learn them. Write any words the children need to write on a white-board or other piece of paper so they can see how to spell them. Help younger children write these words on their clue cards. Ideas for how to tell the children about many common VIPPs are listed at praisefactory.org with the resources for this Bible Truth.

Optional TAKING IT TO OTHERS Activity: Introduce and Pray for the VIPP

If you are presenting the VIPP to other children or parents you can assign children to hold up the 10 clue cards and say what each card tells about the VIPP. (Or, you can have the children hold them up as you tell what each one means.) Then lead the children in praying for the VIPP.

Game: Hot and Cold Hide

Materials

Information Sheet for one VIPP
2 Set of Clue Cards
8 8.5" x 11" Manilla Envelopes
Blindfold

Preparing the Game

1. Fill in one set of clue sheets for the VIPP you are using.
2. Tape the other (blank) set of Clue Cards to the outside of the manilla envelopes.
3. Put the filled-in clue cards in the corresponding envelope.

Playing the Game

Reveal: Tell the children about the VIPP, showing them your filled-in clue cards as you tell about them.

Review: Choose one child to be "The Finder" and cover his eyes with the blindfold. Choose one of the Clue Card envelopes. Choose another child to be "The Hider". This child will hide the envelope somewhere in the room. When the clue is hidden, the Finder takes off his blindfold and begins to look for the envelope. The other children say "hot, cold, etc" as the child gets closer or further from the envelope to help the child find it. When the folder is found, the teacher (or the child) tells the Clue Card category. The other children try to remember what the VIPP's answer was. Open it up and see if they got it right. If they did, the Clue Card is retired. If not, it can be added back into the Clue Cards to be hidden.

VIPP INFORMATION SHEET

VIPP NAME:

WHAT VIPP LOOKS LIKE

Man or Woman? _____

Hair color? _____

Eye color? _____

FAVORITE ANIMAL

FAVORITE FOOD

FAVORITE FREE TIME ACTIVITY

WHAT VIPP DOES DURING WEEK

VIPP GROUP OF SERVICE:

Church Member

Deacon

Elder

Church Staff

Special Volunteer

Supported Worker
(Missionary)

3 WAYS VIPP SERVES CHURCH

3 WAYS TO PRAY FOR THE VIPP
