

BIBLE TRUTH 14, LESSON 2: PLANNER/OVERVIEW

GETTING STARTED: Welcome and Opening Songs (*introduce unit and get kids moving with these songs*)

Welcome to Praise Factory: PFI: Praise Factory Investigators Theme Song *PFI NIV Songs 12, Track 1*

Rules to Help Us Worship God and Love One Another: WoGoLOA Classroom Rules Song
PFI NIV Songs 12, Track 2

Big Question Under Investigation: Big Question 12 Songs *PFI NIV Songs 12, Tracks 3,4*

Big Question Bible Verse: Ephesians 5:1-2 Song *PFI NIV Songs 12, Track 5*

DIGGING DEEP DOWN: Key Concept and Story (*introduce the Bible Truth and tell the related story*)

Bible Truth 14: God's People Delight in God's Glory

Bible Truth Hymn: To God Be the Glory, vs.1,3 *PFI NIV Songs 12, Tracks 44,45*

Bible Verse: Psalm 66:1-3,5,8,16

Bible Verse Song: Shout with Joy to God *PFI NIV Songs 12, Track 46*

Lesson 2 Story of the Saints: The Case of the Bent-Bodied Boy

TAKING ACTION: Response Activities (*choose from among these activities*)

Snack and Discussion Planner: Muddy Muddle for God's Glory

ACTS Prayer: Prayer Sheet

Bible Truth Review: Discussion Questions and Game: Storks

Bible Truth Hymn: To God Be the Glory, vs.1,3 *PFI NIV Songs 12, Tracks 44,45*
Song, Sign Language and Song Game: Mimic Me! **PFI NIV SONGS 12 BOOK or ONLINE**

Bible Truth Review: Psalm 66:1-3,5,8,16 Discussion Sheet and Game: Duck, Duck, Goose

Bible Verse Song: Shout with Joy to God *PFI NIV Songs 12, Track 46*
Song, Sign Language and Song Game: Word Take Away **PFI NIV SONGS 12 BOOK or ONLINE**

Story Review: Discussion Questions and Game: Windssock Wall Ball

Case Replay, Jr: Drama Activity for Youngest Children (children do same story actions together)

Case Replay, Sr: Drama Activity for Most Children (children re-tell story with individual parts)

Craft: Moni Land of Jungles, Mountains, Bugs and Mud

VIPP (Very Important Prayer Person) Prayer Time: Coloring Sheets (back of book) and Game: Beanbag Toss In

TAKING IT HOME: Take Home Sheet for Review and Family Devotions

PFI Pronto: Bible Truth 14, Lesson 2 **PFI NIV PRONTOS12 BOOK or ONLINE**

The Case of the Bent-Bodied Boy

Our story is called:

The Case of the Bent-Bodied Boy.

As you listen to the story, see if you can figure out:

1. Who was the Bent-Bodied Boy? How did people treat him?
2. How did he use his bent-body to bring glory to God?

This story doesn't take place in Bible times. It takes place in the early 1940's and 50's, starting in Philadelphia, Pennsylvania.

"Brring! Brring!" sounded the school bell. The children what up excitedly. It was recess--everyone's favorite time of day! Everyone, that is, but Bill. With the help of his cane, Bill rose slowly to his feet and limped out of the classroom.

"Hey, you, crooked boy!" Some boys yelled at him when they saw him. "Go some place else! We don't want you near us!" So Bill turned and went another direction. Soon another group of children were teasing him, making fun of his misshapen head and eye. And so it went, thirty minutes of torture, until the bell rang again and classes started again.

Even the teachers showed him little sympathy. On the day of the school parade, all the other children dressed up and marched in front of their parents, but the teachers wouldn't let Bill join in. "We can't let Bill be in the parade. He won't be able to keep up with the others and his limping will ruin how are parade looks," they told each other.

"Why doesn't anyone understand?" wondered Bill. "Do they think I chose to be born with a crooked spine, a deformed head, and a bad eye? I would love to be like everybody else. What can be done with a good-for-nothing body like mine? Nothing!" Bill sadly thought.

While Bill was still in school, World War II started. Like most young men his age, Bill wanted to sign up to fight. All they had to do was fill in paperwork and pass the doctor's exam. The doctor took just one look at Bill and said, "There's no way I can pass you, son. I'm sorry, but there's nothing that someone like you can do."

Once more Bill felt useless. And the more he thought, the sadder he became. He got so sad that he didn't want to live anymore. Often he would just wander the

by Connie Dever key source: Grace B. Cutts for "Weak Thing in Moni Land"

streets, lonely and hopeless. As he walked, Bill started to think about God. "God, if you are there, I want to know You," he prayed.

Soon God answered Bill's prayer. One Saturday, as he was walking with his niece, he came to a church with the words, "Jesus saves" printed in large letters on it. Has he read those words, Bill decided, "I'm going to go to church there tomorrow."

The next day Bill went to church, unsure of what he was fine. "What will these people think when see me? Will they reject me like everyone else?" he wondered.

But Bill had nothing to worry about. everyone was so friendly. They didn't care what his body looked like. Bill watched how they loved and cared for each other, too. He listened to the message of the words they sang in their songs and the pastor spoke from the Bible. For the first time in his life, Bill heard the good news of Jesus. Bill could see that there was something very different about these people. What was it that made them so different? They were Christians! They lived to glorify God with their whole lives and it showed. As Bill watched and listened, Holy Spirit began to work in his heart. He repented of his sins and trusted in Jesus as his Savior.

Bill became a different person! Yes, he still had a crooked back, a deformed head, and a bad eye, but the Holy Spirit now lived in his heart. He gave Bill joy and hope. "God, all my life I've been fighting against this body of mine," he prayed. "It isn't much, but it's yours to use for your good purposes. God, please glorify your self through my body," Bill asked.

God answered Bill's prayer and in a most remarkable way. As Bill grew in his faith, he felt sure God was calling

Story-telling Tips

Ahead of time:

1. Read the Bible verses and story. Pray!
2. Create story cue cards on index cards (or highlight text).
3. Practice telling story dramatically, timing your presentation Shorten, if necessary to fit your allotted time.
4. Decorate area with story props that help bring your story alive.

During your presentation:

1. Maintain as much eye contact as possible as you tell the story. Point to/use props at important points in the story. Include the kids in your story with a few questions about what they think will happen or words/concepts that might be new to them.
2. Watch the kids for signs that their attention span has been reached. Shorten, if necessary.

him to be a missionary overseas. With the help of his church, he filled out the paperwork and sent it in. Next would come the medical exam. Missionaries often lived in very hard conditions and the mission board needed to make sure that its missionaries could bear up under them.

It only took one look at Bill's medical exam for the mission board to see how very unfit he was to be one of their missionaries. "We're sorry, but with your body we can't send you overseas. The Lord must have plans for you here in the United States," the mission board wrote him.

But Bill wasn't convinced! "Lord, I am sure that You are calling me to go overseas to tell others about Jesus," Bill prayed. "I think this is how you plan to glorify Yourself through my body. Please, change the hearts of the people on the mission board, if this is Your will."

Bill had been right. It was God's will. The mission board finally accepted his application and sent him to the island of Irian Jaya, on the other side of the world. He would go there to share the gospel with the Moni, a little group of people who had never heard about Jesus before.

How different Irian Jaya was from Philadelphia! No electricity! No running water! Mountain upon mountain of thick, jungly undergrowth. Giant wasps, huge beetles, spiders the size of crabs, cockroaches everywhere. Huts of mud, grass and sticks for homes. No roads, only trails with mud so deep that sometimes it was up to your waist. Often there were not even bridges to cross the rushing mountain rivers. Then there were the Moni people, themselves. They were murderers, haters, fierce warriors. They worshiped evil spirits who they believed wanted them to kill people.

Was this really the place to send a man with a crooked back, a deformed head and a bad eye? A man who could hardly walk on sidewalks with a cane? Yes, it was! Bill had prayed for God to glorify Himself through his body; and that is just what God did. Bill talked and talked with the Moni people. He learned their language and wrote down the Bible for them.

The Monis listened to the message Bill and the other missionaries sang in their songs and spoke from the Bible. For the first time in their lives they heard the good

news of Jesus. They heard of the great love of Great God, the Chief of the Skies, who sent His Son, Jesus to live a perfect life and die on the cross as the perfect sacrifice for the sins of all who will ever turn and believe in Him as their Savior. They heard how all who do believe in Jesus are not just forgiven of their sins, but are filled with the Holy Spirit so that they will have power to live out the wonderful special plan that God has for them. He planned to use each of them to glorify Him with their lives. As God worked in their hearts, they began to know that these were not just words, they were the truth. Why else would a man with such a broken body endure such hardship? They had seen it in Bill and the other missionaries who reflected God's glory in their love for God, for each other and even for them. Bit by bit, God worked in their hearts and gave them a hunger to know and follow God, too.

"Hazi ndona! Hazi ndona! We are hungry for eternal life," they chanted and danced in front of the missionaries' huts. "Teach us a Bible story! Tell it again. Listen to see if I have understood it correctly," the Moni would plead. They would stop Bill as he limped up difficult trails, sometimes in mud up to his waist! They would wake him up in the middle of the night. They would tug at his sleeves while he was working. They came by the hundreds. They came from many miles away, from different tribes. They always said the same thing, "We are hungry—hungry for God." The Lord had indeed glorified Himself through that man with the crooked back, deformed head and bad eye. Hundreds and hundreds of Moni looked at him and saw the glory of the great God he believed in, and they believed, too.

For forty years, Bill Cutts, who had once been thought too fragile to work overseas, lived among the Moni people. He slogged his way through muddy trails, crossed dangling vine bridges across deep mountain crevasses, hiked high mountains, built air strips and houses, and taught them about Jesus—limping all the way. How did he do this? By the strength God gave him. Why did he do this? Because more than anything else, Bill believed this was what God wanted him to do and delighted to bring glory to Him by doing it.

Cracking the Case:

It's time to answer our Case Questions.

1. Who was the Bent-Bodied Boy? How did people treat him?

Bill Cutts. Most people made fun of him and refused to let him do things others were allowed to do.

2. How did God use this bent-body to bring glory to Himself?

The Moni people were amazed that someone with such difficulty walking would love them enough to travel through mountains and jungles just to tell them about Jesus. Bill's love and sacrifice for them helped them to understand and believe God's love and sacrifice for sinful people like themselves.

Something For You and Me

Our Bible Truth is:

God's People Delight in God's Glory

Our Bible Verse is: Psalm 66:1-3,5,8,16

"Shout with joy to God, all the earth! Sing the glory of His name; make his praise glorious! Say to God, 'How awesome are Your deeds!' Come and see what God has done, how awesome His works in man's behalf! Praise our God, O peoples, let the sound of His praise be heard...Come and listen, all you who fear God; let me tell you what He has done for me."

"God, be glorified in my body!" Bill Cutts prayed every day. Who would have guessed that the Lord could use Bill Cutts' bent body to glorify Himself? God did; because, of course, it was always His plan to do so. And how much greater the glory God received because of how very weak and unlikely Bill Cutts' body was!

What about you and me? What weaknesses do we have? What things about us seem unlikely to bring God glory? Whatever they are, those are the very things God may have in mind to use to bring Him the greatest glory in our lives! And what is the first step in knowing God and bringing Him glory? It is doing just exactly what Bill Cutts did: turn away from our sins and trust in Jesus as our Savior! If we do, He will forgive us our sins and make us His special people. He will fill us with His Holy Spirit and use us to bring glory to Him! What an honor!

Let's praise God for planning even to use our weaknesses to bring Him glory. Let's ask God to help us to turn away from our sins and trust in Jesus as our

Savior. And, instead of being sad about our weaknesses, let's ask God to help us delight in glorifying Him with them, just as Bill Cutts did.

Close in prayer.

Closing ACTS Prayer

A God, we praise You that Maker of even the hardest things in Your people's lives for their good and Your glory.

C God, we confess that many times we just feel sorry for ourselves because of our weaknesses and think we are useless instead of asking You to use them to bring even greater glory to Yourself.

T God, we thank You for never being limited by our weaknesses and even making them even greater shows of Your glory.

S We ask You to work in our hearts, helping us to confess our sins, turn away from them and trust Jesus as our own Savior. Use all our weaknesses--as well as any strengths--for our good and His glory.

Special Words

Deformed: Something that's not shaped normally.

Glorify (God): To show what God is like by how you live.

Mission Board: A group of people who have formed an organization that works to send people to share the gospel to other peoples of the world.

Crevass: A deep crack in a rock or between rocks.

ACTS PRAYER ACTIVITY

Use this sheet to write down your ACTS Prayer

Instructions:

Use this sheet to help the children apply the Bible Truth into a prayer. You can use the ACTS provided or even better, have the kids think of their own applications. Also have the children add their personal requests to the prayer, too. Lead the children in the prayer or let them pray sections, with your help. Never force a child to pray! Non-readers can participate by you whispering a section of the prayer into their ear and allowing them to pray it aloud for the group.

ADORATION:

God, we praise You for being worthy of all glory for Your infinite love, wisdom, power and goodness

God, we praise You for being.....

Add your own Adorations:

CONFESSION:

We confess that many times we don't delight in Your glory, but think of making a big deal of ourselves or others. We need Jesus to save us!

God, we have sinned against You....

Add your own Confessions:

THANKSGIVING:

Thank You, God, for letting us get to know how delightful You are. Thank You for letting us show others how great You are. Thank You for ways we have seen Your love, wisdom, power and goodness in our lives.

God, we thank You for...

Add your own Thanksgivings:

SUPPLICATION:

.God, work in our hearts that we might turn away from our sins and trust in Jesus as our Savior. Help us to bring greater glory to Your name by talking about Your great ways, living our lives to reflect Your goodness and love; and, by telling others about You, that they would know and praise You, too.

God, we need Your help...

Add your own Supplication:

SNEAKY SNACK

Can you figure out how this snack relates to the story?

Snack: Muddy Muddle for God's Glory

Sugar-free chocolate "mud" with Teddy graham "Bill Cutts" in it up to his waist. Can add some little broccoli piece "trees", if you want.

This is only a suggestion. Feel free to modify. Be mindful of allergy issues among your children!

Case Tie-in: Bill Cutts glorified God by choosing to limp his way through jungles and even deep mud in order to tell the Moni people about Jesus. They saw the hard things he chose to do with his weak body out of love for God and for them.

SOUL FOOD

Food for thought during snack time

1. What does the snack have to do with the story?

Choose a few questions from the other activity discussion sheets to talk about during this snack time.

2.

3.

4.

5.

6.

7.

Directions: Read and discuss Bible Truth, using a FEW of the questions. Play game. Feel free to modify the game to fit your children.

God's People Delight in God's Glory.

God's people know there is no one as great as God is. They know how great His love has been for them by giving up His own Son, Jesus, to pay for their sins. They know how perfectly wise His plans are for them and all of creation. They know how mighty is His power to do His will and to care for them. They know how satisfying is His Spirit's fellowship in their hearts. More than anything else, God's people desire for these wonderful ways of God to be known and celebrated by everyone. So they talk about Him and His wonderful ways with other believers. They tell people who aren't believers about Him so that they might join in knowing and celebrating Him, too. They want to live in ways that show how great God is, knowing this is how they can glorify Him with their lives. They do all these things because they delight in God's glory.

Understanding the Bible Truth

1. What do God's people know about God? *There is no one as great as Him.*
2. What tells them how great His love is for them? *Thinking about Him giving up His own Son, Jesus to pay for their sins.*
3. What do they know about His plans? *They are perfectly wise for them and all of creation.*
4. What do they know about His power? *Mighty to do His will and to care for His people.*
5. What do they think about His Spirit's fellowship? *It is satisfying in their hearts.*
6. What do God's people delight in most of all? *For God to be know and celebrated for the wonderful ways He is.*
7. *What do they do with other believers? Talk about Him.*
8. What do they do with their lives to glorify Him? *Know God's will and choose to live in ways that will most reflect His glory. Trusting and obeying Him.*
9. What do they do with people who do not know God? *Tell them about Him and share the good news of Jesus, that they might turn from their sins and believe in Him, too.*

Story Connection Questions

1. How does the story point to the **Bible Truth: God's People Delight in God's Glory**: Why did Bill Cutts particularly want God to be glorified through his body?
He felt that God would receive greater glory if He would use Bill Cutt's poor, weak body to do great things for Him. It would be clear that Bill only did what he did because God gave him strength to do it.

Bible Verse Connection Question

1. What does our Bible Truth have to do with our **Bible Verse: Psalm 66:1-3,5,8,16**: "Shout with joy to God, all the earth! Sing the glory of His name; make his praise glorious! Say to God, 'How awesome are Your deeds! Come and see what God has done, how awesome His works in man's behalf! Praise our God, O peoples, let the sound of His praise be heard... Come and listen, all you who fear God; let me tell you what He has done for me.'"
God's People Delight in God's Glory. They want to tell others who have not heard about His awesome deeds. They want to tell each other what they have seen Him do in their lives. They want to do whatever they can to make His praise glorious, with their mouths and with their lives.

Life Application Questions

1. What can God's people do to show that they delight in God's glory? *They can praise His name, they can pray to Him and read the Bible to know Him and know how to obey Him. They ask God to help them live their lives to reflect His good ways in their obedience; and they can tell others about Him.*
2. What is the best first step God calls us to take in glorifying Him? *To turn away from our sins and trusting in Jesus as our Savior.*

BIBLE TRUTH 14 REVIEW

ACTS Questions

1. What is something we can praise God for because of this Bible Truth?

Praise God for being most worthy of glory for His infinite love, wisdom, power, and goodness.

2. What are sins we can confess to God because of this Bible Truth? *Confess that many times we do not delight in His glory, but think of honoring ourselves or others instead of Him. Savior. That heavenly home will be far better than anything we can know or have here.*

3. What is something we can thank God for because of this Bible Truth?

Thank God for specific ways we have seen His love, wisdom, power and goodness in our lives.

4. What is something we can ask God for because of this Bible Truth?

Ask God to work in our hearts that we might turn from our sins and trust in Jesus as our own Savior. Ask God to help us to bring greater glory to His name by talking about His great ways, living our lives that reflect His goodness and love; and by telling people about Him, that they might want to know and celebrate Him, too.

The Gospel

1. What great things has God done for His sinful people? Why would they delight in His glory so much? What is the gospel?

God is the good Creator and King of the world. He made people to worship Him and live by His good laws. But we are all sinners who've rebelled against Him. We all deserve death--God's just, eternal punishment for our sins. How terrible! But God has good news for us. In His great mercy, God sent His Son, Jesus to earth as a man to save sinners. He lived the perfect life that pleases God. (He's the only one who's ever done that!) He offered it up to God His Father as the perfect sacrifice for sins when He suffered and died on the cross. Then, on the third day, Jesus rose from the dead in victory. He had fully paid for the sins of God's people, so they wouldn't have to! Now all who turn away from their sins and trust in Jesus as their Savior will receive forgiveness of sins and eternal life with God. They will be His very own special people who will know Him and enjoy Him forever. We can be God's people, too, if we turn from our sins and trust in Jesus as our own Savior.

Game: Storks

Materials

Three large, but soft balls

Tape

Bible Truth Questions

Preparing the Game

1. Choose 20+ questions for your game from the Bible Truth Discussion Questions, or make up your own.
2. Write the Bible Truth questions on small thin strips of paper (or make a photocopy of the Bible Truth Discussion Questions and simply cut them into strips) and put them in the bag/bowl.

Playing the Game

Divide the children into two teams, each on opposite sides of the room, facing each other. One team is "The Hunters". The other team is "The Storks." The hunters have three balls and they are to stand about twenty feet away from the storks, who are lined up, similarly to ten bowling pins. Storks are to balance on one leg without leaning on anything. They can switch from leg to leg, but must not stand on both at the same time. Read a question to the hunters. If they get it right, then one of the hunters gets three chances (3 balls) to roll the ball at the storks FAIRLY GENTLY and try to get them to put their other foot down. The Hunters score as many points as storks who lost their balance and put their foot down. Sides get switched when all the Hunters have had a turn: or, when they have been stumped by a question.

Game continues as number of questions, time, and attention span allow.

Non-competitive Option

Set a target number of points for the whole group. Challenge the children to see how many turns it takes score the target number of points. Once the target has been reached, start the game over and see how many turns it takes to reach the target the second time.

Optional TAKING IT TO OTHERS Activity: Quiz Questions

Have the children choose a few of the questions from the game to ask the parents/other children during TAKING IT TO OTHERS time. Help pre-readers by whispering the question in their ear and letting them ask it aloud to the parents/other children. Make sure you read the Bible verse aloud before you ask your questions.

Directions:

1. Write words to song in large print before class.
2. Play the song for the children, helping them follow along on the song sheet.
3. Discuss the song, using a few questions from the discussion sheet. *Don't use them all!*
4. Introduce sign language for key words of your choice from sign language sheet for your song. Use as few or as many as you think the children can learn.
5. Sing and sign the song. Sign language as well as large format lyrics and sheet music are found in the PFI Unit Songbook or online.
6. If desired, play the Song Game.

Optional TAKING IT TO OTHERS Activity: Presenting and Singing the Song

1. Sing and sign the song, encouraging the watching children/parents to join in.
2. Ask the class some of the questions listed below. The Bible Truth Connection Question is particularly good to help them understand how the song ties in with the Bible Truth.

To God Be the Glory

Verse 1

To God be the glory, great things He hath done;
So loved He the world that He gave us His Son,
Who yielded His life an atonement for sin,
And opened the lifegate that all may go in.

O come to the Father, thro' Jesus the Son,
And give Him the glory,
Great things He hath done.

Refrain:

Praise the Lord, praise the Lord,
Let the earth hear His voice!
Praise the Lord, praise the Lord,
Let the people rejoice!

Verse 3

Great things He hath taught us,
great things He hath done;
And great our rejoicing thro' Jesus the Son'
But purer, and higher, and greater will be
Our wonder, our vict'ry, when Jesus we see.

Listen to it on PFI NIV Songs 12, Tracks 44, 45

Understanding the Song

1. What great things has God done that we should glory Him? *He has sent His Son Jesus to be the Way for sinners to come to God.*
2. How did God show how much He loved the world? *He gave His very own Son to come and suffer a terrible death to pay for the sins of His people.*
3. What does "atonement" mean? *Making peace with someone after being enemies.*
4. What does it mean that Jesus yielded His life as an atonement for sin? *To yield one's life means to give it up. Jesus gave up His life to pay for the sins of His sinful people so that there would be peace between God and them.*
5. What is a lifegate? *A lifegate is a made up word that means the way to eternal life with God.*
6. *Who may have eternal life? All may go in. Anyone who turns from their sins and trusts in Jesus as the payment for their sins may be saved.*
7. Why should the people rejoice and praise the Lord? *Because Jesus has made the way to the Father.*
8. How do we come to the Father? *Through faith in Jesus the Son's payment for our sins.*
9. What are the great things God has taught us and done? *He has taught us what He is like, His amazing promises to save and bless God's people, and His great plans to bring glory to His name. He has saved His people through Jesus and done many other amazing things that display His marvelous self. He has put His Spirit in the heart of His people so they can know Him.*
10. What do God's people rejoice about Jesus while they are still here on earth? *They know He is their Savior. They have fellowship with Him in their hearts.*
11. Why will their rejoicing be even greater in heaven when they see Jesus? *Now God's people only know Him through His Spirit working in them and through reading about Him in the Bible. In heaven, they will see Jesus and know Him fully. They will see His glory. They will understand even more of the wonders of His magnificent plans that He fulfilled.*

Bible Truth Connection Question

1. How does this song relate to our Bible Truth: **God's People Delight in God's Glory?**
We give glory to God for giving us His Son to be the payment for sins. Sinners could never pay for their sins. Only by Jesus giving up His life in the place of sinners could there ever be a way for them to come to the Father.

Story Connection

1. How does this song relate to today's story? *Bill Cutts prayed each day that God would be glorified through his body. Everyone could see how weak his body was. If God gave him strength to serve the Monis in Irian Jaya, God would get the glory for the great things He had done through that weak body of him. God did use Bill Cutts to glorify Himself among the Monis, not just through giving strength to his weak body, but by telling him learn their language and share the good news of Jesus with them. Many were saved.*

Bible Verse Connection Question

1. What does this hymn have to do with our Bible Verse: **Psalm 66:1-3,5,8,16:** "Shout with joy to God, all the earth! Sing the glory of His name; make his praise glorious! Say to God, 'How awesome are Your deeds!' Come and see what God has done, how awesome His works in man's behalf! Praise our God, O peoples, let the sound of His praise be heard...Come and listen, all you who fear God; let me tell you what He has done for me."?

We are all sinners. We are unworthy of God's forgiveness. But God is faithful and just...and oh, so, merciful. He sent Jesus to save all who confess their sins to Him, turn away from their sins, and trust in Jesus as their Savior. God's people know that God has forgiven them and not through any easy way, but through the suffering and death of Jesus on the cross. When they think about how Jesus, the very Son of God, died to save them, they wonder at His glorious love and their own unworthiness.

Life Application Questions

1. How can our lives be affected by the message of this song? *We can think about the great things God has done through Jesus. We can confess our sins to Him and trust in Him as Savior, if we have not. We can think about how each day we can bring glory to God by how we live.*

ACTS Questions

1. What is something we can praise God for from this hymn?

Praise God for being the Savior of His people..

2. What are sins we can confess to God from this hymn?

We confess that though we know what great things God has done for His people, many times we spend little time thinking about those great things or praising God for them.

3. What is something we can thank God for from this hymn?

We can thank God for opening the Lifegate through Jesus, so that sinners can be forgiven their sins and be saved (when they turn away from their sins and trust in Jesus as their Savior.)

4. What is something we can ask God for from this hymn?

That God would work in our hearts that we confess our sins, might turn from our sins and trust Jesus as our Savior. We can ask Him to help us remember the great things He has done and give Him glory because of them.

Gospel Question

1. Who is the lifegate through whom sinners can enter and have eternal life? What is the gospel?

God is the good Creator and King of the world. He made people to worship Him and live by His good laws. But we are all sinners who've rebelled against Him. We all deserve death--God's just, eternal punishment for our sins. How terrible! But God has good news for us. In His great mercy, God sent His Son, Jesus to earth as a man to save sinners. He lived the perfect life that pleases God. (He's the only one who's ever done that!) He offered it up to God His Father as the perfect sacrifice for sins when He suffered and died on the cross. Then, on the third day, Jesus rose from the dead in victory. He had fully paid for the sins of God's people, so they wouldn't have to! Now all who turn away from their sins and trust in Jesus as their Savior will receive forgiveness of sins and eternal life with God. They will be His very own special people who will know Him and enjoy Him forever. We can be God's people, too, if we turn from our sins and trust in Jesus as our own Savior.

Song Game: Mimic Me!

Materials

Sign Language

Song

Preparing the Game

None.

Playing the Game

1. Practice the song and signs until the children know them well. Choose a person to be the leader and let them decide upon an action for everyone to do as they sing the song, such as jump on one foot, etc.
2. Sing the song while doing the chosen action.
3. Select another child to be the leader.
4. If desired, you can choose a different action for different important words in the song, such as jump on one foot when you sing the word "grace", but clap your hands when you sing the word "Jesus". Ask the children the meaning of each of the words before adding in their action.

Game continues as number of questions, time, and attention span allow.

choose a FEW questions for discussion, then choose the game and/or music activity

Meditation Version: Psalm 66:1-3,5,8,16 NIV 1984

"Shout with joy to God, all the earth! Sing the glory of His name; make his praise glorious! Say to God, 'How awesome are Your deeds!' Come and see what God has done, how awesome His works in man's behalf! Praise our God, O peoples, let the sound of His praise be heard...Come and listen, all you who fear God; let me tell you what He has done for me."

Alternate Memory Version: Psalm 66:1-2,5 NIV 1984

"Shout with joy to God, all the earth! Sing the glory of His name; make his praise glorious! ...Come and see what God has done, how awesome His works in man's behalf!"

Understanding the Bible Verse

1. What should all the earth do? *Shout for joy to God; Sing the glory of His name; make His praise glorious.*
2. Who is all the earth? *All people.*
3. What does it mean to "sing the glory of His name?" *It means to sing about how great God is and what He has done.*
4. What should we say to God? *How awesome are His deeds.*
5. What are some of God's awesome works in man's behalf? *Created them with a heart that can know and love Him; given them the Bible so they can know what He is like and how to please Him; most of all, sent Jesus to save them from their sins so that can be His people and live with Him forever.*
6. What does it mean to fear God? *To understand that He alone is God. He is perfectly holy. To want to love, honor and obey Him.*
7. Who fears God? *God's people.*
8. What is the writer of this Psalm going to tell God's people? *What He has done for him.*

Bible Truth Connection Question

1. What does this verse have to do with the **Bible Truth: God's People Delight in God's Glory?** *God's People Delight in God's Glory. They want to tell others who have not heard about His awesome deeds. They want to tell each other what they have seen Him do in their lives. They want to do whatever they can to make His praise glorious, with their mouths and with their lives.*

Story Connection Questions

1. What does the verse have to do with our story? *Bill Cutts did not want to live anymore b/c his bent body kept him from doing the things he wanted to do. But when he became a Christian, God gave him joy and hope. Bill praised God for His great work of salvation through Jesus He had accomplished on his behalf. He asked that God would glorify Himself not just with a shout of joy, but even through his bent body.*

Life Application Questions

1. What are some things that God has done for His people? *Created them with a heart that can know and love Him; given them the Bible so they can know what He is like and how to please Him; sent Jesus to save them from their sins so that can be His people and live with Him forever; filled them with His Holy Spirit so that they can know Him in their hearts and so that He can help them love and obey God more and more.*
2. What is something the LORD has done for you? *Offered you salvation through Jesus by turning away from your sins and trusting in Jesus as your Savior.*

ACTS Questions

1. What is something we can praise God for from this Bible verse?

Praise God for being the Doer of Mighty Deeds on man's behalf.

2. What are sins we can confess to God from this Bible verse?

We confess that many times we do not shout for joy to the LORD. We forget how mighty His deeds are. We do not tell others about His mighty deeds, either.

3. What is something we can thank God for from this Bible verse?

We can thank God for the mighty deed of breaking the power of sin and death for His people through Jesus' life, death and resurrection from the dead.

4. What is something we can ask God for from this Bible verse?

We can ask God to work in our hearts that we would want to confess our sins, turn away from disobeying Him and trust in Jesus as our own Savior. We can ask Him to help us to learn and remember the mighty deeds He has done on man's behalf. We can ask Him to make us people full of joy and of His praise.

The Gospel

1. What is the greatest deed that God has done on behalf of sinful people like you and me? What is the good news of Jesus? What is the gospel

God is the good Creator and King of the world. He made people to worship Him and live by His good laws. But we are all sinners who've rebelled against Him. We all deserve death--God's just, eternal punishment for our sins. How terrible! But God has good news for us. In His great mercy, God sent His Son, Jesus to earth as a man to save sinners. He lived the perfect life that pleases God. (He's the only one who's ever done that!) He offered it up to God His Father as the perfect sacrifice for sins when He suffered and died on the cross. Then, on the third day, Jesus rose from the dead in victory. He had fully paid for the sins of God's people, so they wouldn't have to! Now all who turn away from their sins and trust in Jesus as their Savior will receive forgiveness of sins and eternal life with God. They will be His very own special people who will know Him and enjoy Him forever. We can be God's people, too, if we turn from our sins and trust in Jesus as our own Savior.

Game: Duck, Duck, Goose

Materials

Bible verse written up in large print so that all can see

Preparing the Game

None.

Learning the Verse

Some or all of your children may be non- or early readers. Teach the verse in sections, having them say it after you. Repeat a few times. Add clapping or other movement as they say it.

Directions

1. If desired, lead the children in a discussion of a **FEW** of the most important questions before beginning game.
2. Explain the game to them as follows:
Have the children sit in a circle, cross-legged on the floor. Choose a child to be "it". "It" will walk around behind the seated children, tapping each one on the head, the whole group recites the verse, saying one word for each head tap. The child whose head is the last one to be tapped must get up and chase "It", hoping to tag "It" before "It" can get around the circle and sit down in the open spot in the circle. If the child does tag "It" then he may take his place in the circle. If not, then the new child is "It." Repeat as frequently as desired.

Game continues until all children are out; or, as time and attention span allow.

Optional TAKING IT TO OTHERS Activity: Quiz Questions

Have the children choose a few of the questions from the game to ask the parents/other children during TAKING IT TO OTHERS time. Help pre-readers by whispering the question in their ear and letting them ask it aloud to the parents/other children. Make sure you read the Bible verse aloud before you ask your questions.

Directions:

1. Write words to song in large print before class.
2. Play the song for the children, helping them follow along on the song sheet.
3. Discuss the song, using a few questions from the discussion sheet. *Don't use them all!*
4. Introduce sign language for key words of your choice from sign language sheet for your song. Use as few or as many as you think the children can learn.
5. Sing and sign the song. Sign language as well as large format lyrics and sheet music are found in the PFI Unit Songbook or online.
6. If desired, play the Song Game.

Optional TAKING IT TO OTHERS Activity: Presenting and Singing the Song

1. Sing and sign the song, encouraging the watching children/parents to join in.
2. Ask the class some of the questions listed below. The Bible Truth Connection Question is particularly good to help them understand how the song ties in with the Bible Truth.

Shout with Joy to God

Shout! Shout! Shout with joy!
 Shout with joy to God all the earth!
 Sing! Sing! Sing the glory!
 Sing the glory of His name!
 Say! Say! Say to God!
 Say to God, "How awesome are your deeds."
 Come, Come, Come and see,
 Come and see what God has done!
 Let me tell you what He has done for me!
 Psalm Sixty-six, one through three, five, nine, sixteen.

Listen to it on PFI NIV Songs 12, Track 46

Song Game: Word Take Away

Materials

Sign Language Signs and Song
 White board and marker
 Eraser

Preparing the Game

1. Write the words to the song on a white board.

Playing the Game

1. After children have learned the song and signs well, then tell the children that you are going to leave out words from the song (that you've learned signs for) and just do the sign in its place.
2. Have the children help you choose a word to take out. Erase the word from the board. Review the sign the for erased word.
3. Sing the song, trying to remember to NOT sing the word and do only the sign.
4. Continue to take out words until all of the words (with signs) have been taken out.

Game continues as number of questions, time, and attention span allow.

STORY REVIEW

Directions: Read and discuss Bible Truth, using a FEW of the questions. Play game. Feel free to modify the game to fit your children.

General Story Questions

1. Why didn't Bill want to go out to recess? *The other children made fun of him. There was nothing he could do because of his bent body.*
2. What did the teachers do to Bill that was unkind? *Didn't let him take part in the school parade and other events.*
3. What did Bill want to do, like the other young men, when the war broke out? *Enlist as a soldier.*
4. Why wasn't Bill allowed to be a soldier? *Couldn't pass the doctor's exam.*
5. Why did Bill not want to live anymore? *He didn't think he was of any use because of his bent body.*
6. What did Bill first pray to God about? *To help him know Him, if He was real.*
7. How did God answer Bill's prayer to know Him? *He led him to go to a church where he would hear the good news of Jesus.*
8. How did Bill see God's glory reflected in the people at the church? *They loved him, they loved each other, they loved to praise God and wanted to know more about Him. They lived lives that pleased Him.*
9. What was different about Bill when he became a Christian? *God gave him joy and hope. He wanted God to be glorified especially through his bent body.*
10. Why did the mission board first turn down Bill's application to be a missionary? *They didn't think his body could survive on the mission field.*
11. Why didn't Bill give up after the mission board rejected him? *He felt sure that God wanted him to go.*
12. Where did Bill go as a missionary and what was so hard for him about that place? *Irian Jaya. No roads, only muddy trails; often no bridges across the rivers. These would have been very hard for him b/c of his crippled body.*
13. What did Bill and the other missionaries translate for the Moni people? *The Bible into their own language.*
14. How did God glorify Himself through Bill's body? *He showed the Moni's that He was powerful enough to give a crippled man strength to survive there. He showed how great His love was for them in Bill's great sacrifices he endured to make sure the Moni's heard about Jesus.*

Bible Truth Connection Questions

1. What does this story have to do with our **Bible Truth: God's People Delight in God's Glory?** *Bill Cutts prayed that God would use his very weak body to bring the greatest glory to His name.*

Life Application Questions

1. Are there still places in the world that need to hear about Jesus? *Yes!*
2. Why is it so important that Christians tell others about Jesus? How will they be saved from the punishment that they rightly deserve for their sins if no one tells them? *And, because Jesus commanded His people to go into every part of the world and tell them about salvation through Him. Also, because God has planned for His people to be from every people on earth. Spreading the good news of Jesus brings honor and glory to God's great name.*
3. How can God's people be encouraged by Bill Cutts' story? *God chose to glorify Himself greatly through Bill Cutt's' weakness. He can glorify Himself through their weaknesses, too.*
4. How can we become God's people? *By turning away from our sins and trusting in Jesus as our Savior.*

Bible Verse Connection Question

1. What does the story have to do with our **Bible Verse: Psalm 66:1-3,5,8,16:** "Shout with joy to God, all the earth! Sing the glory of His name; make his praise glorious! Say to God, 'How awesome are Your deeds!' Come and see what God has done, how awesome His works in man's behalf! Praise our God, O peoples, let the sound of His praise be heard...Come and listen, all you who fear God; let me tell you what He has done for me.?"
Bill Cutts did not want to live anymore because his bent body kept him from doing the things he wanted to do. But when he became a Christian, God gave him joy and hope. Bill praised God for His great work of salvation through Jesus He had accomplished on his behalf. He asked that God would glorify Himself not just with a shout of joy, but even through his bent body.

ACTS Questions

1. What is something we can praise God for being that we learned in our story? *Praise God for being the Maker of all things in His people's lives for their good and His glory.*
2. What is something we can confess as sin that we learned in our story? *Confess that many times we just feel sorry for ourselves when there is something we are unable to do like others, instead of asking God to use it for His glory.*
3. What is something we can thank God for that we learned in our story? *We can thank God for using even the weaknesses of His people to do great and glorious things for Him.*
4. What is something we can ask God for that we learned in our story?
We can ask God to work in our hearts, helping us to confess our sins, turn away from them and trust Jesus as our own Savior. We can ask Him to use all of our weaknesses—as well as any strengths—for our good and His glory.

The Gospel

1. What was the good news of Jesus that Bill Cutts believed and told to the Monis? What is the gospel?
God is the good Creator and King of the world. He made people to worship Him and live by His good laws. But we are all sinners who've rebelled against Him. We all deserve death--God's just, eternal punishment for our sins. How terrible! But God has good news for us. In His great mercy, God sent His Son, Jesus to earth as a man to save sinners. He lived the perfect life that pleases God. (He's the only one who's ever done that!) He offered it up to God His Father as the perfect sacrifice for sins when He suffered and died on the cross. Then, on the third day, Jesus rose from the dead in victory. He had fully paid for the sins of God's people, so they wouldn't have to! Now all who turn away from their sins and trust in Jesus as their Savior will receive forgiveness of sins and eternal life with God. They will be His very own special people who will know Him and enjoy Him forever. We can be God's people, too, if we turn from our sins and trust in Jesus as our own Savior.

Game: Windsock Wall Ball

Materials

Small ball such as a tennis ball, Nerf or foam ball
 The bottom half of a pantyhose leg
 16 sheets of variously colored construction paper
 Paper and marker
 Masking Tape
 Story Review Questions or other story review questions

Preparing the Game

1. Choose 20+ questions for your game from the Story Review Discussion Questions, or make up your own.
2. Make a windsock ball by placing the ball in the pantyhose leg and tying a knot right above the ball.
3. Choose three different point values for questions and write each value on three sheets of the construction paper. On the last four sheets draw a question mark shape. Tape these sheets of paper to the wall (or on the floor, if no wall is available) in the shape of a square, mixing up all of the point values. Make a shooting line with the masking tape.

Playing the Game

Divide the children into two teams and have them line up at the throw line. Ask a child from Team A to come up to the throw line. Hand him the windsock ball and let him throw it at the point cards on the wall. If he hits a point value, then the leader reads a Story Review question to his team. If they answer it correctly, they get the points. If not, then Team B can get the points for a correct answer. If he hits a star instead of a point value, then Team B gets to think up a question to ask Team A. If Team A gets it right, then they get double the highest point value on the board. If Team B stumps them—and can answer the question, themselves—then THEY get the double point value.

Play then resumes as the first player for Team B throws the windsock ball. Read him one of the statements and ask him to give his answer: true, false, not in the story by throwing the ball into the basket with the right answer card on it. If correct, then he scores 2 points for his team. If incorrect or accidentally goes into the wrong basket, the statement is read to the first person in line for the other team. If he tosses the ball into the right basket, then he scores one point for his team.

Play continues until everyone gets a chance to toss the windsock ball, as Story Review questions last; or, as time and attention span allow.

Non-competitive Option

Don't split into teams. Have the children take turns throwing the ball and answering the questions together. Tally up the points as a group number.

Optional **TAKING IT TO OTHERS** Activity: Quiz Questions

Have the children choose a few of the questions from the game to ask the parents/other children during **TAKING IT TO OTHERS** time. Help pre-readers by whispering the question in their ear and letting them ask it aloud to the parents/other children.

CASE REPLAY ACTIVITIES

Use this guide to review the Case Story and act it out for others to enjoy!

CASE REPLAY, JR: YOUNGEST CHILDREN

Description: The children will act out the story together, everyone doing the same action/sound effect at the same time. This activity is most suitable for kindergarteners.

Materials

The Case RePlay, Jr. script for younger children

Preparation

1. Read through the script and write in the blanks along the side possible actions/sound effects the children could do to act it out.

Instructions

1. Tell the children that they will be re-enacting the story together as you tell it.
2. As you read the script, lead the children in actions/sound effects to do with you.
3. If desired, you can read the script and stop at certain sentences and ask them what a good action/sound effect would be to act out what you just read.
4. Repeat the re-enactment one or two times more.

CASE REPLAY, SR: OLDER CHILDREN

Description: The children act out the story as a three-scene play. You will narrate it using the Case RePlay, Sr. script and they will act it out (no spoken words, for the most part), with each child assuming a different character's role. This activity is most suitable for first grade and up. You will review the story, then practice it a few times before performing it for others.

Materials

The Case RePlay, Sr. script
White board or other large format paper
Costumes and props

Preparation

1. Prepare for the play by choosing costumes and props for each character in the story. Decorate the area with any scenery props.
2. Write the words "Beginning," "Middle," "End" on a large piece of paper/whiteboard with plenty of space under each heading. You will use this paper to help the children think about the story as a three-scene play, as it is presented in the script.

Instructions

1. Tell the children that they will get to act out the story as a three-scene play, with a beginning, middle and end section. Tell them that before they can act it out, they need to think it out. as you narrate it with your script.
2. Take the children's answers as they recount the story, helping them put key incidents in the right order.
3. If desired, when they have filled in their Beginning, Middle, End, read through your whole (real) script, so they hear exactly what you will have them act out.
4. Then tell the children that it's time to practice acting out the story.
5. Assign parts to each child. If you are using costumes, do NOT give them out at this point. They will be a distraction.
6. Have all the children sit on the floor or in chairs on one side of the "stage," then call the characters up in place as their part in the story comes.
7. As you read the script, guide the children in where you want them to move or do to act it out.
8. After going through the whole script once, give out any costumes and props and act out the script once or twice more.

Optional TAKING IT TO OTHERS Activity: Re-enacting the Story

Read the script as the children act out together (younger) or assuming different roles (older) as the other children or the parents watch.

CASE REPLAY, JR--YOUNGER KIDS (KINDERGARTEN) P.2

“Welcome to our play! The name of our story is called: The Case of the Bent-Bodied Boy.

Our story takes place in the early 1940’s and 50’s in America and in Irian Jaya.

And now we present: “The Case of the Bent-Bodied Boy.”

Scene 1:

Actions:

As the school bell rang, the students were dismissed to play outside. Using his cane, Bill Cutts slowly gets up and limps out to the playground, dreading what would happen to him. The other children make fun of his crooked back, deformed head and bad eye. They won’t play with him. Even the teachers keep him from taking part in the school parade and some other events. When war breaks out, Bill Cutts tries to join the army like all the other young men, but he can’t pass the physical exam. Bill gets very sad and doesn’t want to live any more. He begins to pray to God to show him if He is real.

Scene 2:

God answers Bill’s prayers. One day, on a walk with his niece, Bill sees to a church and decides to visit it. The people are very friendly to him. Bill sees how they love each other. He hears the good news of Jesus for the first time. Bill keeps on going to church and becomes a Christian. God works amazing changes in Bill’s heart. Bill asks that God would glorify Himself through his bent body. Bill believes that God wants him to be a missionary, but after his doctor’s exam, the mission board rejects him. They don’t think his bent body could survive on the mission field. Bill still believes God wants him to go. He keeps on praying and talking with the Mission Board. At last, they change their mind and send him to Irian Jaya to work with the Moni people.

Scene 3

Life is very hard in Irian Jaya, especially for a man with a bent body like Bill’s. There is no electricity or running water. He must limp through thick jungles and along difficult trails--sometimes he travelled through mud up to his waist! There are huge bugs. The people are fierce warriors. Bill and the other missionaries learn the Moni language and write down the Bible in their language. They tell the Monis the good news of Jesus. God uses Bill to reflect His glory to the Monis. Anyone who would suffer so much to tell them about Jesus must be telling the truth. They begin want to hear more about Jesus. They become Christians by the hundreds. Bill Cutts stayed in Irian Jaya about forty more years, glorifying God through his bent body and telling more people about Jesus.

Bible Truth Tie-In:

“The Bible Truth we are learning is: **God’s People Delight in God’s Glory.** Bill Cutts asked for God to make special use of his bent body to glorify Him. He answered Bill’s prayer by using him especially with the Moni people of Irian Jaya. They saw how he suffered to bring the good news of Jesus to them and wanted to know more.”

CASE REPLAY, SR--OLDER KIDS (1ST GRADE AND UP) P.3

"Welcome to our play! The name of our story is called: The Case of the Bent-Bodied Boy.

Our story takes place in the early 1940's and 50's in America and in Irian Jaya.

The characters in our story are: Bill Cutts, Children, Teachers, Doctor, Other young men, Niece, Church people, Pastor, Mission Board, Missionaries in Irian Jaya, Moni people

And now we present: "The Case of the Bent-Bodied Boy."

Scene 1: (Beginning)

As the school bell rang, the students were dismissed to play outside. Using his cane, Bill Cutts slowly gets up and limps out to the playground, dreading what would happen to him. The other children make fun of his crooked back, deformed head and bad eye. They won't play with him. Even the teachers keep him from taking part in the school parade and some other events. When war breaks out, Bill Cutts tries to join the army like all the other young men, but he can't pass the physical exam. Bill gets very sad and doesn't want to live any more. He begins to pray to God to show him if He is real.

Scene 2:

God answers Bill's prayers. One day, on a walk with his niece, Bill sees to a church and decides to visit it. The people are very friendly to him. Bill sees how they love each other. He hears the good news of Jesus for the first time. Bill keeps on going to church and becomes a Christian. God works amazing changes in Bill's heart. Bill asks that God would glorify Himself through his bent body. Bill believes that God wants him to be a missionary, but after his doctor's exam, the mission board rejects him. They don't think his bent body could survive on the mission field. Bill still believes God wants him to go. He keeps on praying and talking with the Mission Board. At last, they change their mind and send him to Irian Jaya to work with the Moni people.

Scene 3

Life is very hard in Irian Jaya, especially for a man with a bent body like Bill's. There is no electricity or running water. He must limp through thick jungles and along difficult trails--sometimes he travelled through mud up to his waist! There are huge bugs. The people are fierce warriors. Bill and the other missionaries learn the Moni language and write down the Bible in their language. They tell the Monis the good news of Jesus. God uses Bill to reflect His glory to the Monis. Anyone who would suffer so much to tell them about Jesus must be telling the truth. They begin want to hear more about Jesus. They become Christians by the hundreds. Bill Cutts stayed in Irian Jaya about forty more years, glorifying God through his bent body and telling more people about Jesus.

Bible Truth Tie-In:

"The Bible Truth we are learning is: **God's People Delight in God's**

Glorify. Bill Cutts asked for God to make special use of his bent body to glorify Him. He answered Bill's prayer by using him especially with the Moni people of Irian Jaya. They saw how he suffered to bring the good news of Jesus to them and wanted to know more."

Moni Land of Jungles, Mountains, Bugs and Mud

Description

The children will make a paper plate backdrop of jungles, mountains, bugs and mud for their tongue depressor/ popsicle stick Bill Cutts to walk through.

Materials

- 1 Sturdy "Chinet" type dinner plate per craft
- 1 tongue depressor (wide popsicle stick) or regular popsicle stick per child
- Set of pictures
- Glue sticks
- Scissors
- Markers, colored pencils or crayons
- Pens, pencils or thin tipped markers

Preparing the Craft

1. Print out a set of pictures per craft. For younger children, you may want to go ahead and cut these out.
2. Cut a slit across the middle of each paper plate. This is where the puppet will be inserted.
3. Set out other supplies.
4. Make a sample for the children to see.

Making the Craft

1. Show children your sample.
2. Have the children use the markers, etc. to decorate the pictures then glue them in place with the glue sticks.
3. They can make "mud" by drawing in a section brown with the markers.
4. Have the children use the thin markers/pens/pencils to put a face and clothes, etc. on Bill Cutts.
5. Insert the bottom end of the popsicle stick through the slot. From the back of the poster board, the children can slide Bill Cutts around the mud, over the mountains, away from the bugs, etc.

Making a Bible Truth Connection

Once the children have settled into their craft, use the Bible Truth- Craft Connection Sheet to lead discussion about the craft. Note that most of these questions echo the questions on the case board, providing a review of what the children learned earlier.

Optional TAKING IT TO OTHERS Activity: Craft Presentation

If you are presenting the craft to other children or parents the children can hold up their crafts (or your model craft) and read their Bible Truth Connection answers to explain the importance of the craft.

CASE CRAFT**Discussion Guide****Instructions:**

As the children are settled into making their craft, ask them these questions to help them understand the craft's significance. Use the answers provided to guide the children's answers.

Discussion Questions

1. Why did the Mission Board not want to make Bill Cutts an overseas missionary? Where did the Mission Board finally send Bill Cutts?

They felt his body couldn't survive the hard conditions of the work of a missionary. They send him to Irian Jaya.

2. To what group of people did Bill go to tell about Jesus? What was their land like?

The Moni people. Their land was filled with jungles, mountains, difficult muddy trails and big bugs!

3. How did God use Bill's body and the difficult land to glorify Himself among the Moni people?

They wanted to listen to what Bill had to say because he suffered so much to tell it to them. Surely it must be true, if he was willing to go through so much.

4. What is Bible Truth that we are learning?

God's People Delight in God's Glory.

5. What does our craft have to do with our Bible Truth?

Bill Cutts delighted in God's glory. He was glad that the Lord would even use his hurt body to help others know the Lord.

6. What can our craft help us remember?

No one is too bad to be forgiven their sins by God through Jesus!

TAKING IT TO OTHERS**Craft Presentation****Instructions:**

Have children hold up your model craft/their crafts. Choose five children (or you say) the five sections below to explain the craft's importance.

Presentation:

1. Our craft is: Moni Land of Jungles, Mountains, Bugs and Mud.


2. In Irian Jaya, the Lord used Bill Cutts' bent body to help the Moni people believe the good news of Jesus when he came to live in their land of jungles, mountains, bugs and mud because why else would a man with such a hurt body try to live in a land like theirs unless his message was true.

3. Our Bible Truth is: God's People Delight in God's Glory.






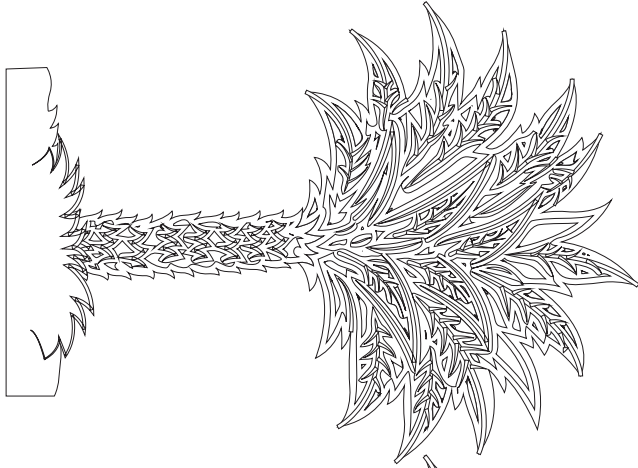
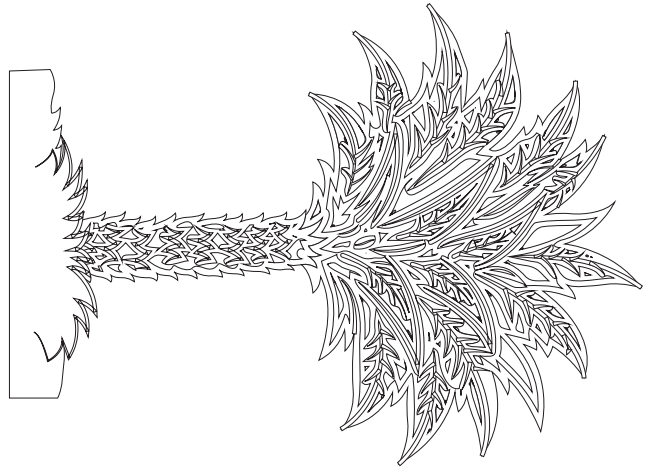
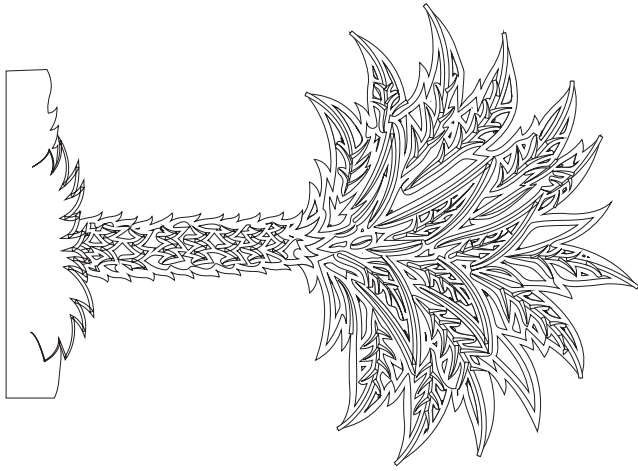
4. Bill Cutts delighted in God's glory. He was glad that the Lord would even use his hurt body to help others know the Lord.

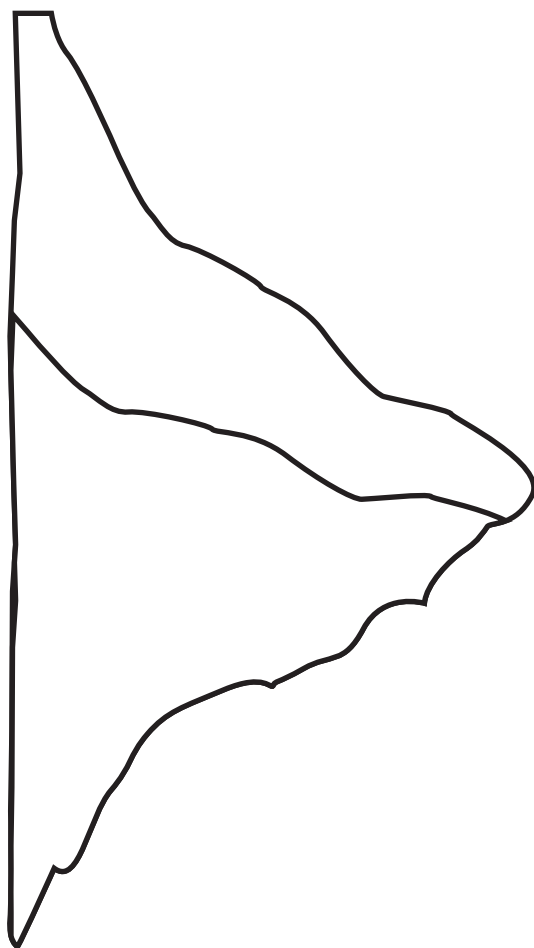
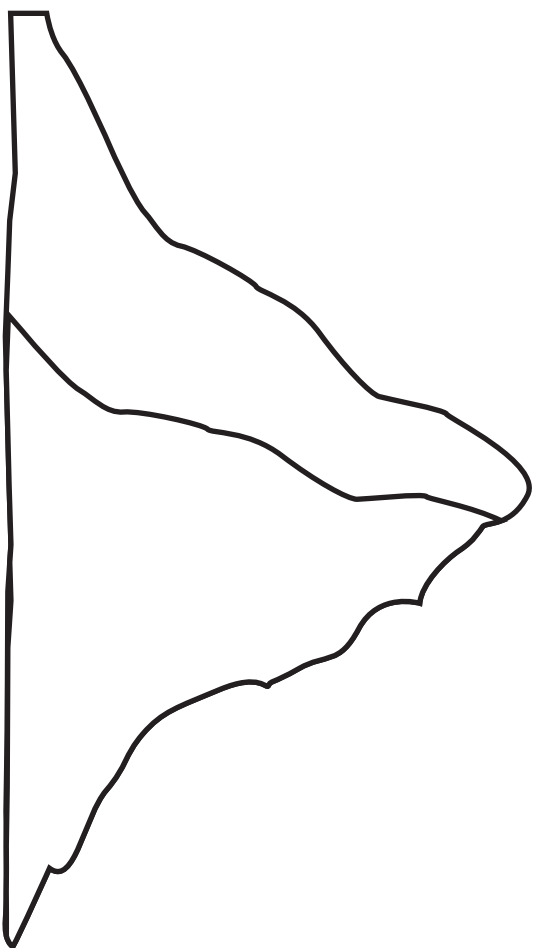
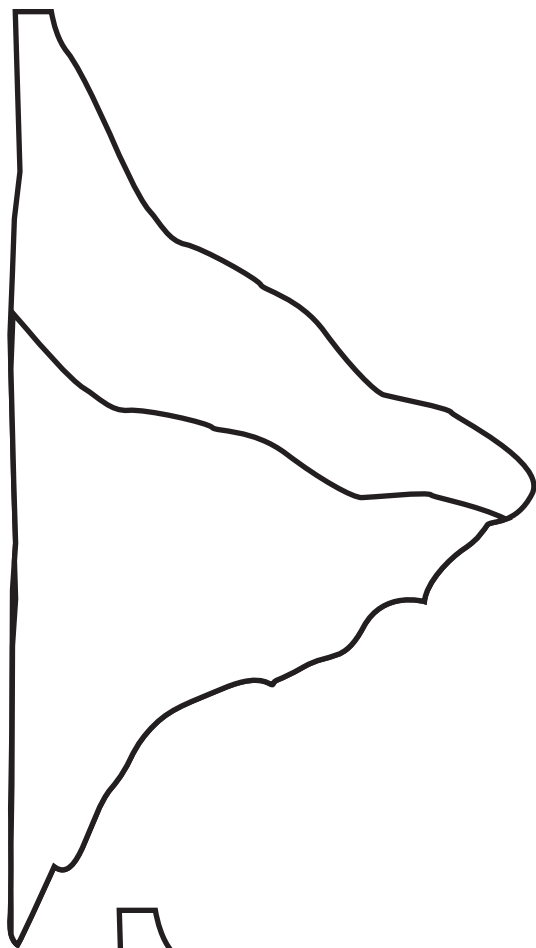
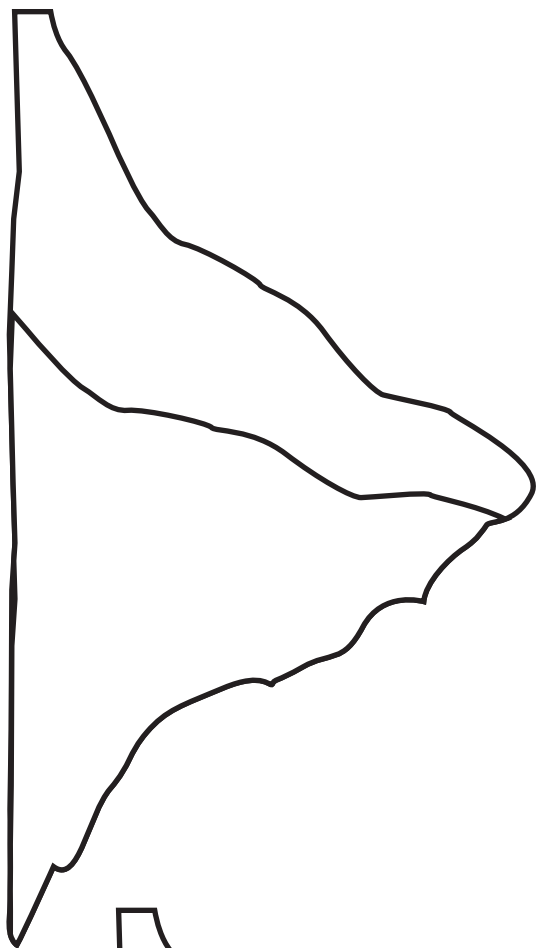
5. Our craft can help us remember that God uses the weaknesses of His people as well as their strengths to bring glory to His name. And often, He uses their weaknesses MORE than their strengths.

Note: Even non-readers can participate in presenting the craft, if you will whisper what they are to say in their ear and let them say it aloud for the others to hear.



[Free Vectors via www.Vecteezy.com](http://www.Vecteezy.com/)





BEFORE CLASS:**1. PICK YOUR PERSON**

VIPPs can be anyone in your church! Typically, they fall into 6 categories: Church staff, Elders, Deacons/deaconesses, Special Volunteers (people who aren't paid, but spend a lot of time helping out in particular ways), Supported Workers (aka missionaries), and Church Members.

2. GATHER YOUR FACTS

Use the VIPP Information Sheet to write down the facts about your VIPP. The information on this worksheet is used in the VIPP activities, listed in the "Choose an Activity" section below.

DURING THE ACTIVITY:**1. INTRODUCE YOUR VIPP**

Introduce your VIPP to the children, using the VIPP Information Sheet. Fill in a set of VIPP Clue Cards with the information for your VIPP. If desired, you can even have the actual person come into class for the children to meet.

Need help describing what someone does for the church in a kid-friendly way? Check out the list of common VIPPs on the Praise Factory website in the PFI resources. There are lots of kid-friendly descriptions for common VIPP's, such as pastors, elders, deacons and a lot more.

2. PRAY!

Lead the children in praying for the VIPP. Ask the children if they would like to pray for one of the VIPPs prayer requests. Even non-readers can pray for the VIPP if you whisper the prayer request in their ear, then let them say it aloud. Never force a child to pray!

3. CHOOSE AN ACTIVITY

There are two activities you can use to help the children learn about the VIPP:

VIPP Clue Cards: These are nine coloring sheets in which children fill in the nine things they learn about the VIPP from the VIPP Information Sheet. Photocopy a set of each child. Use as few or as many of these Clue Cards as you desire. They are found in the back of this book.

VIPP Game: This is a game that uses a set of Clue Cards for one or two VIPPs.

Choose a VIPP and fill in his/her information on the VIPP Information Sheet. Fill in a set of VIPP Clue Cards with the information for your VIPP. Tell the children about the VIPP, having them fill in the VIPP Clue Cards with the key facts as they learn them. Write any words the children need to write on a white-board or other piece of paper so they can see how to spell them. Help younger children write these words on their clue cards. Ideas for how to tell the children about many common VIPPs are listed at praisefactory.org with the resources for this Bible Truth.

Optional TAKING IT TO OTHERS Activity: Introduce and Pray for the VIPP

If you are presenting the VIPP to other children or parents you can assign children to hold up the 10 clue cards and say what each card tells about the VIPP. (Or, you can have the children hold them up as you tell what each one means.) Then lead the children in praying for the VIPP.

Game: Beanbag Toss In

Materials

Information for one VIPP

2 Sets of Clue Cards

8 Letter-sized Envelopes or folders

Bean Bag(s), one per child

Tape

Preparing the Game

1. Fill in one set of clue sheets for the VIPP you are using.
2. Tape the other (blank) set of Clue Cards to the outside of the manilla envelopes.
3. Put the filled-in clue cards in the corresponding envelope.
4. Tape each down to the floor, fairly close together.

Playing the Game

Reveal: Tell the children about the VIPP, showing them your filled-in clue cards as you tell about them.

Review: At your signal, have the children take toss their bean bags onto the envelopes. Then one that has the most bean bags on it./near it is the one you will open. (The children may have fun taking turns designating one as the target before tossing.) The teacher (or the child) tells the Clue Card category. The other children try to remember what the VIPP's answer was. Open it up and see if they got it right. If they did, the Clue Card is retired. If not, it can be added back into the Clue Cards to be tossed at.

VIPP INFORMATION SHEET

VIPP NAME:

WHAT VIPP LOOKS LIKE

Man or Woman? _____

Hair color? _____

Eye color? _____

FAVORITE ANIMAL

FAVORITE FOOD

FAVORITE FREE TIME ACTIVITY

WHAT VIPP DOES DURING WEEK

VIPP GROUP OF SERVICE:

Church Member

Deacon

Elder

Church Staff

Special Volunteer

Supported Worker
(Missionary)

3 WAYS VIPP SERVES CHURCH

3 WAYS TO PRAY FOR THE VIPP
