

BIBLE TRUTH 12, LESSON 1: PLANNER/OVERVIEW

GETTING STARTED: Welcome and Opening Songs (*introduce unit and get kids moving with these songs*)

Welcome to Praise Factory: PFI: Praise Factory Investigators Theme Song *PFI ESV Songs 12, Track 1*

Rules to Help Us Worship God and Love One Another: WoGoLOA Classroom Rules Song
PFI ESV Songs 12, Track 2

Big Question Under Investigation: Big Question 12 Songs *PFI ESV Songs 12, Tracks 3,4*

Big Question Bible Verse: Ephesians 5:1-2 Song: *PFI ESV Songs 12, Track 5*
Extra Bible Verse Song: Let Everyone Who Names the Name: 2 Timothy 2:19,22, ESV PFI ESV Songs 12, Track 6

DIGGING DEEP DOWN: Key Concept and Story (*introduce the Bible Truth and tell the related story*)

Bible Truth 12: God's People Suffer According to God's Good Plan

Bible Truth Hymn: How Firm a Foundation, vs. 3,4 *PFI ESV Songs 12 Tracks 41,42*

Bible Verse: 1 Peter 1:6-7

Bible Verse Song: For a Little While: 1 Peter 1:6-7 *PFI ESV Songs 12, Track 43*
Extra Bible Verse Song: If God Is for Us: Romans 8:31,32,35, 38-39 PFI ESV Songs 12 Track 44
Extra Bible Verse Song: Who Shall Separate Us? Romans 8:31,32,35, 38,39 PFI ESV Songs 12 Track 45

Lesson 1 Old Testament Story: The Case of the Surprising Sufferer
The Book of Job

TAKING ACTION: Response Activities (*choose from among these activities*)

Snack and Discussion Planner: Feasty Food and Spotty Skin

ACTS Prayer: Prayer Sheet

Bible Truth Review: Discussion Questions and Game: Rush to Safety

Bible Truth Hymn: How Firm a Foundation, vs. 3,4 *PFI ESV Songs 12 Tracks 41,42*
Song, Sign Language and Song Game: Word Take Away **PFI ESV SONGS 12 BOOK or ONLINE**

Bible Verse Review: 1 Peter 1:6-7 Discussion Sheet and Game: Balancing Act
Bible Verse Song: For a Little While: 1 Peter 1:6-7 *PFI ESV Songs 12, Track 43*
Song, Sign Language and Song Game: Big Voice, Little Voice **PFI ESV SONGS 12 BOOK or ONLINE**

Story Review: Discussion Questions and Game: What's in the Box?

Case Replay, Jr: Drama Activity for Youngest Children (children do same story actions together)

Case Replay, Sr: Drama Activity for Most Children (children re-tell story with individual parts)

Craft: Job's Trial of Terrible, Itchy Sores

VIPP (Very Important Prayer Person) Prayer Time: Coloring Sheets (back of book) and Game: Ball Roll Review

TAKING IT HOME: Take Home Sheet for Review and Family Devotions

PFI Pronto: Bible Truth 12, Lesson 1 **PFI ESV PRONTOS 12 BOOK or ONLINE**

The Case of the Surprising Sufferer The Book of Job

by Connie Dever

Our story is called:**The Case of the Surprising Sufferer.****As you listen to the story, see if you can figure out:**

1. Who was the Surprising Sufferer? Why would people think it surprising that he suffered?
2. What good plans of God were accomplished through his suffering?

No one really knows when this story takes place, but we do know that it was some time, thousands of years ago, in Old Testament times, in the land of Uz, a flat, dry, treeless lowland, south of the Dead Sea.

In the land of Uz there lived a man named lobi who was extremely rich. He wasn't rich the way we might think of riches: with a mansion, a big car, and lots of money in the bank. He was rich the way people in his land were rich: with animals and servants. The Bible tells us that he owned 7000 sheep, 3000 camels, 1000 oxen, 500 donkeys and lots of servants. lobi had more animals than some whole countries did back then! That is how rich he was.

But lobi was blessed in a more important way than riches. lobi was a blameless and upright man. It didn't mean he was perfect, but it did mean he tried to please God in everything he did. He feared God; that is, he loved and obeyed God. And when he sinned, asked God's forgiveness and repented of his sins.

lobi even tried to make sure that his grown children lived pleasing lives to God, too. lobi sons used to take turns holding facing their homes they would invite the three sisters to eat and drink with them. After each big party, lobi would send for them and have them purified for any sins they might have committed by accident. lobi himself offer a worship gift to on their behalf, too, just to be on the safe side. This is how much lobi longed for him and his whole family to be pleasing to God.

lobi was honored by everyone. He was often asked to settle arguments or give his advice at the city gate where important business matters took place. People listened to what lobi said. And why wouldn't they? Between his riches, his love for God and his great wisdom, lobi was considered to be the greatest man in the world back then.

But lobi's greatness wasn't known just on earth. His love for God was known even in heaven, this godly man, lobi, came under discussion. The angels, as well as Satan, presented themselves before the Lord. The Lord said, "Where have you come from, Satan?"

"From roaming the earth," he replied.

"Have you considered my servant, lobi?" The Lord ask Satan. "There is no one on earth like him; he is blameless and upright, a man who fears me and turns away from evil."

"Does lobi fear you for nothing?" Satan replied. "Have you not completely protected him and everything he has? You have blessed him with great riches. He doesn't really love you. He loves the things you've given him. Take all of these things away and he will curse you to your face!"

"Very well, then, everything lobi has is in your hands, but do not hurt the man, himself, in any way," the Lord replied. Yes, the Lord would allow lobi to suffer, but only, always, according to his perfectly good and wise plan.

Soon, lobi felt the fierce blast of Satan's work against him. Messenger after messenger brought him terrible news! His children had all died; his crops were all ruined; his servants and animals were all carried off by robbers or destroyed. Everything was gone!

What terrible suffering Satan had brought upon lobi! Surely this would crush his fake faith, Satan thought. But it didn't. lobi got up, tore his robe and shaved his head (what people used to do to show how sad they were.) He fell to the ground and worshipped the Lord.

"I was born into this world with nothing and will take

Story-telling Tips

Ahead of time:

1. Read the Bible verses and story. Pray!
2. Create story cue cards on index cards (or highlight text).
3. Practice telling story dramatically, timing your presentation. Shorten, if necessary to fit your allotted time.
4. Decorate area with story props that help bring your story alive.

During your presentation:

1. Maintain as much eye contact as possible as you tell the story. Point to/use props at important points in the story. Include the kids in your story with a few questions about what they think will happen or words/concepts that might be new to them.
2. Watch the kids for signs that their attention span has been reached. Shorten, if necessary.

nothing with me when I die," lobi said. "All these things were gifts the Lord gave me and now he is taking them away. Either way, may the Lord's name be praised!"

Satan's plans had been frustrated! How could this be! But what Satan did not understand was God's good purposes and perfect power in the sufferings of His people. Yes, they would suffer for their faith in Him, but God would always use these sufferings for their good and His glory. He would always put limits on their sufferings. He would always give them strength to overcome. Satan would never be victorious. All these things would turn out to be for lobi's good as well as God's glory. That is God's promise to all of his people.

Satan wasn't finished yet, though. Once more, Satan presented himself before the Lord after roaming the earth and once more lobi was discussed.

"Have you considered my servant lobi?" the Lord asked Satan. "There is no one on earth like him; he is blameless and upright, a man who fears God and turns away from evil. He still worships me, even though all his good gifts have been taken from him without reason."

"Ah, yes, but bring suffering to his own body, then he will curse you," Satan proposed.

"Very well," the Lord replied. "You may bring suffering upon his body, but you may not take his life."

Soon, lobi's body was full of pain. From the top of his head to the bottom of his feet, this body was covered with sores. There were so many that his friends couldn't even recognize him! Then lobi took a piece of broken pot and scratched his itchy sores with it as he sat among the ashes. He couldn't even eat. And when he tried to sleep he had terrible nightmares.

lobi's wife only added to his problems. "Curse God and die!" She told lobi. She had had enough!

What terrible suffering Satan had brought upon lobi! Surely this would crush his fake faith! But still it wasn't enough! lobi would not curse God and die. The

Lord sustained lobi. He would be with him and help him through all this suffering. And He would use it all for lobi's good and for His own glory. He helped lobi have faith even then.

"You are talking like a woman with no faith in God!" lobi told her. "Will we accept good from God and not trouble?" God helped lobi hold on to his faith in Him.

He did not sin in all that he said.

lobi's wife was the first one to respond to His suffering but she was not the last! News spread quickly about the terrible things that had happened to him. Many people decided lobi must be suffering as God's punishment for some secret sin. Some people called him bad names and spit up on him and discussed. Others urged lobi to confess his secret sins to God, even his friends. lobi cried out to God for help, but sometimes it seemed like no one was listening. He didn't think he was suffering for some secret sin, but how confusing his life seemed.

"God, You reveal mysterious things that are hidden from everyone else. Perhaps You are punishing me for something You think I've done wrong, but I don't know what it is. I wish You would speak to me and tell me. I want to argue my case with You," lobi said.

But God was listening and He was with lobi, helping him keep on enduring those terrible days of suffering. He placed limits on his suffering and planned to use it all for lobi's good and His own glory. And at just the right time, He answered lobi, from out of a storm.

"lobi, you speak about things you don't understand. In your suffering have you forgotten who I am? I'm the Lord – creator and sustainer of all things. My wisdom and power are perfect there is nothing I do not know, nothing I cannot do. My plans are always perfectly just, good and wise. You are just a man and cannot possibly understand what I am doing," the Lord replied.

"You're right, Lord. I spoke about things I didn't understand. I forgot who You are what You're like. I had heard of You before. Now I've seen you. I've misjudged You. Please forgive me," lobi humbly said.

The Lord forgave lobi and did a lot more. The limits of this time of suffering had come. The Lord blessed lobi again. He restored his health, his riches and his good name. He gave him more children. The Lord's good purposes had been accomplished. The Lord showed Himself to be faithful to sustain His people through even the fierce sufferings. He allowed lobi to know Him in a new and much deeper way. He even has given this man the honor of being an example before all of heaven of a godly man. And his story has encouraged God's people through thousands of years, as they have seen God's faithfulness to him.

The Lord allowed Job to suffer greatly, but not a drop was wasted. It was used, every bit for Job's good and for His own glory. Job understood that a bit while he lived here on earth. But now in heaven, where he lives in God's presence always, he understands it even more and rejoices over God's plan. There is not even one bit of his suffering that he regrets. God is that perfectly good and wise!

Cracking the Case:

It's time to answer our Case Questions.

1. Who was the Surprising Sufferer? Why would people think it surprising that he suffered? Job. Because he was so godly and many people in his day seemed to think only someone who had done something bad would suffer like Job did.

2. What good plans of God were accomplished through his suffering? God showed that His people only suffer in ways that He allows. He showed that He can help His people endure everything they must suffer. And, God has given us Job's story to encourage God's people that even if they don't know why they suffer, God has good reasons for it.

Something For You and Me

Our Bible Truth is:

God's People Suffer According to God's Good Plan.

Our Bible Verse is: 1 Peter 1:6-7 NIV 1984

"...for a little while you may have suffered grief in all kinds of trials. These have come that your faith—which is of greater worth than gold which perishes though refined by fire—may be proved genuine and may result in praise, glory and honor when Jesus Christ is revealed."

Does the story sound familiar? It's the story of the man we called Job – Job, as they say in Hebrew. Do you think Job ever found out why he is gone for all the sufferings? He certainly did in heaven. How great must be the praise, glory and honor the Lord received through Job!

What about you and me? This is scary to think about Satan wanting us to suffer? We don't need to be scared. The Lord, the Almighty God over the whole universe, it's perfectly good that is in perfect control of even Satan and his plans. God's people can always trust God to only allow them to suffer according to his good plans. There may be plenty of times when they don't

understand why they suffer, but in heaven it will all be made clear. There, God's people will have nothing but praise for what the Lord allowed in their lives. They will see it truly was all but only for their good and his glory.

Let's praise God for wisely choosing sufferings for His people's good and His own glory. Let's ask him to help us to turn away from our sins and trust in Jesus as our Savior, so we can be His people. Let's ask Him to help us endure sufferings in such a way that they would be for our good and His glory.

Close in prayer.

Closing ACTS Prayer

A God, we praise You for being completely powerful over Satan and over Your people's sufferings.

C God, we confess that many times we grumble and complain as we go through sufferings. We don't turn to You in them. We don't care that You plan to use them for our good and Your glory--we just want them to be over!

T God, we thank You that You will always, only, allow Your people to suffer according to Your good and perfect plan. Thank You that You will always give Your people the strength they need to endure them.

S God, work in our hearts. Help us to confess our sins, turn away from them and trust Jesus as our own Savior. Use all of the sufferings in our lives for our good and Your glory. Give us strength to endure sufferings. Help Your people around the world who may be facing terrible suffering even today.

Special Words

Blameless: A person who tries to love, honor and obey God in everything he or she does.

Sustain: To provide enough strength or support to do something.

Satan: An angel who rebelled against God and His good ways long ago. The enemy of God and God's people. Jesus rescued God's people from the works of the devil when He suffered and died on the cross. When He comes back, He will do away with Satan forever.

ACTS PRAYER ACTIVITY

Use this sheet to write down your ACTS Prayer

Instructions:

Use this sheet to help the children apply the Bible Truth into a prayer. You can use the ACTS provided or even better, have the kids think of their own applications. Also have the children add their personal requests to the prayer, too. Lead the children in the prayer or let them pray sections, with your help. Never force a child to pray! Non-readers can participate by you whispering a section of the prayer into their ear and allowing them to pray it aloud for the group.

ADORATION:

Praise God for being the Giver of His Word, the Bible.

God, we praise You for being.....

Add your own Adorations:

CONFESSION:

Confess that many times we do not want to read His Word. We would rather do other things. Confess that we don't love or follow His Word as we should. We need a Savior to save us from our sins!

God, we have sinned against You....

Add your own Confessions:

THANKSGIVING:

Thank God for His Word that tells us what He is like and how He wants us to live. Thank Him for His Holy Spirit who helps us understand it and uses it to change us.

God, we thank You for...

Add your own Thanksgivings:

SUPPLICATION:

Ask God to use His Word to help us turn away from our sins and trust in Jesus as our Savior. Ask God to help us read the Bible more. Ask God to use it to help us know, love and obey Him. Ask Him to use to grow our faith in Him.

God, we need Your help...

Add your own Supplication:

SNEAKY SNACK

Can you figure out how this snack ties in with our case?

Snack: Feasty Food and Spotty Skin

Party Food: Bubbly white grape juice and sugar-free fizzy lemon-line drink and assortment of grapes, cheese, bread, figs, olives, hummus, etc. like they might have eaten.

Job's Skin: Granola bar with chocolate chips/raisins/craisins and oats etc.

This is only a suggestion. Feel free to modify. Be mindful of allergy issues among your children!

Case Tie-in: Food like what Job's children might have enjoyed at their parties. And, Job's terrible sores on his skin. God allowed both good things and suffering in Job's life according to His good plan.

SOUL FOOD

Food for thought during snack time

1. What does the snack have to do with the story?

Choose a few questions from the other activity discussion sheets to talk about during this snack time.

2.

3.

4.

5.

6.

7.

Directions: Read and discuss Bible Truth, using a FEW of the questions. Play game. Feel free to modify the game to fit your children.

God's People Suffer According to God's Good Plan.

God has promised His people that though they will suffer in many ways here on earth, they will only suffer according to His good and perfect plan. God promises to only use their sufferings to do good to them and bring glory to His name. He will use their sufferings to make them holy and to strengthen their faith, their love and their dependence on Him. God's people don't like to suffer, but they trust in God's good purposes in allowing them to suffer and in His promise to use it for their good and His glory. They know that God's Holy Spirit will always give them the strength they need to endure the suffering He allows. God's people count it an honor to suffer for Jesus, the One who suffered most of all, when He took the punishment for their sins upon the cross. But, they also look forward with great excitement to the day when they will live with God and their sufferings and sadnesses will be gone forever.

Understanding the Bible Truth

1. When will God's people suffer? *Here on earth.*
2. How will they suffer? *In many ways, but only according to His plan.*
3. What will He use their sufferings to do in them? *To strengthen their faith, love and dependence upon Him; to make them holy.*
4. What will God always, only use His people's sufferings to do? *To do good to them and to bring glory to His name.*
5. Do God's people like suffering? *No.*
6. What will God give His people by His Holy Spirit? *The strength they need to endure all the sufferings He has chosen to allow in their lives.*
7. What do God's people want even more than not to suffer? *To see their sufferings strengthen their faith and for them to result in praise, glory and honor.*
8. What will their sufferings result in when Jesus comes back? *Praise, glory and honor.*
9. Why do God's people think it is an honor to suffer for God? *Because of how He sent His Son to suffer and die for them.*
10. What do God's people look forward to? *The day when they will live with God and their sufferings and sadnesses will be gone forever.*

Story Connection Questions

How does the case story point to the **Bible Truth: God's People Suffer According to God's Good Plan:**

1. How did the Lord limit Job's suffering? *He only allowed Satan to destroy his things and family the first time. He only allowed Satan to make Job sick, but not kill him. He only allowed Job to suffer for a while.*
2. How were Job's suffering used for his good and God's glory? *Job's suffering taught him that God was far wiser and more than he could understand. God's ability to strengthen His people even through such terrible sufferings as Job; and His complete control over Satan, brought glory to His name.*

Bible Verse Connection Question

1. What does our Bible Truth have to do with our **Bible Verse: 1 Peter 1:6-7:** "...for a little while you may have suffered grief in all kinds of trials. These have come that your faith—which is of greater worth than gold which perishes though refined by fire—may be proved genuine and may result in praise, glory and honor when Jesus Christ is revealed."?

God's people know that God will use their sufferings to prove their faith genuine and result in praise, glory and honor because He is the one who perfectly planned their sufferings and gave them the strength to do this.

Life Application Questions

1. How can knowing about God being the perfect planner of their sufferings help God's people?
They can be encouraged in the middle of suffering that God will give them strength to endure through it; and they can know that God is only using their sufferings for their good and His glory.
2. How can we become God's people? *By turning away from our sins and trusting in Jesus as our Savior.*

BIBLE TRUTH 12 REVIEW

ACTS Questions

1. What is something we can praise God for because of this Bible Truth?

Praise God for being the perfect Planner of His people's sufferings.

2. What are sins we can confess to God because of this Bible Truth? *Confess how many times we complain when we suffer instead of turning to God and trusting in Him .*

3. What is something we can thank God for because of this Bible Truth?

Thank God for always giving His people the strength to endure the sufferings He has planned for them.

4. What is something we can ask God for because of this Bible Truth?

Ask God to work in our hearts, helping us to turn away from our sins and trust in Jesus as our own Savior. Ask God to use our sufferings to strengthen our faith, love and dependence on Him; and to result in the most praise, glory and honor for Him that is possible.

The Gospel

1. Suffering came to the world through sin, yet God has shown mercy to sinners. What has God done to bring an end to sin, death and the sufferings of His people? What is the gospel?

God is the good Creator and King of the world. He made people to worship Him and live by His good laws. But we are all sinners who've rebelled against Him. We all deserve death--God's just, eternal punishment for our sins. How terrible! But God has good news for us. In His great mercy, God sent His Son, Jesus to earth as a man to save sinners. He lived the perfect life that pleases God. (He's the only one who's ever done that!) He offered it up to God His Father as the perfect sacrifice for sins when He suffered and died on the cross. Then, on the third day, Jesus rose from the dead in victory. He had fully paid for the sins of God's people, so they wouldn't have to! Now all who turn away from their sins and trust in Jesus as their Savior will receive forgiveness of sins and eternal life with God. They will be His very own special people who will know Him and enjoy Him forever. We can be God's people, too, if we turn from our sins and trust in Jesus as our own Savior.

BIBLE TRUTH 12 REVIEW

Game: Rush to Safety

Materials

Construction Paper
CD and CD player
Masking Tape
Small bowl or bag
Bible Truth Questions

Preparing the Game

1. Choose 20+ questions for your game from the Bible Truth Discussion Questions, or make up your own.
2. Write the Bible Truth questions on small thin strips of paper (or make a photocopy of the Bible Truth Discussion Questions and simply cut them into strips) and put them in the bag/bowl.
3. Cut circles about 9" in diameter, enough for every child but one.
4. Tape the circles on the floor around the room.

Playing the Game

Point out the safety spot circles on the floor. Tell the children that you will tell the children to move however you command them to move, such as march, walk, skip, crab crawl, etc. (BUT NOT RUN!!!) when you play the music. But when the music stops, they are to get to a safety spot. Show them that there is one spot too few for them all so that someone will be caught out. and they. As it gets slower, they march slower, etc. Suddenly stop the music and the children scramble for the beanbags. The child who has no safety spot picks a question for the class to answer. If the class answers it correctly, then the child is added back into the group. If not, then the child stays out and another safety spot is removed.

Game continues as number of questions, time, and attention span allow.

NOTE: Have the children who are "out" help make up actions for the other children to do, put them in charge of the music, etc. along with you. This will keep them happily occupied as they continue.

Non-competitive Option

Have the child without a safety spot choose a question for the class, but then join the game, even if the class gets it wrong. Add the question back into the bag for further review. Don't reduce the number of safety spots.

Optional TAKING IT TO OTHERS Activity: Quiz Questions

Have the children choose a few of the questions from the game to ask the parents/other children during TAKING IT TO OTHERS time. Help pre-readers by whispering the question in their ear and letting them ask it aloud to the parents/other children. Make sure you read the Bible verse aloud before you ask your questions.

Directions:

1. Write words to song in large print before class.
2. Play the song for the children, helping them follow along on the song sheet.
3. Discuss the song, using a few questions from the discussion sheet. *Don't use them all!*
4. Introduce sign language for key words of your choice from sign language sheet for your song. Use as few or as many as you think the children can learn.
5. Sing and sign the song. Sign language as well as large format lyrics and sheet music are found in the PFI Unit Songbook or online.
6. If desired, play the Song Game.

Optional TAKING IT TO OTHERS Activity: Presenting and Singing the Song

1. Sing and sign the song, encouraging the watching children/parents to join in.
2. Ask the class some of the questions listed below. The Bible Truth Connection Question is particularly good to help them understand how the song ties in with the Bible Truth.

How Firm a Foundation

Verse 3

"When thro' fiery trials thy pathway shall lie,
My grace, all sufficient, shall be thy supply;
The flame shall not hurt thee; I only design
Thy dross to consume, and thy gold to refine.

Verse 4

"The soul that on Jesus hath leaned for repose
I will not, I will not desert to his foes;
That soul, tho' all hell should endeavor to shake,
I'll never, no, never, no, never forsake!"

Listen to it on PFI ESV Songs 12, Tracks 41,42

Understanding the Song

1. What is a "fiery trial?" *It usually has nothing to do with fire, but just means a really hard time of suffering we have to go through.*
2. What "pathway" do these fiery trials lie upon? *Not a real path or road that you walk on. Pathway is another way of saying things you go through in your life. So, it's talking about the times of suffering you face in life.*
3. What does "supply" mean and what shall be the believer's supply when going thro their difficult trials? *Supply means to be everything you need. God's grace—that is, His gifts of strength, faith, hope, patience, etc that He freely gives His people—will be enough for them to make it through even the hardest of sufferings.*
4. What shall not hurt the believer? *The flame.*
5. What does he mean by "flame?" *The writer has been talking about "fiery trials"—hard times the believer goes through. A flame is what burns or hurts you. He is saying that even when His people go through "fiery," hard times of suffering, they will never let the trials be anything but for the good and His glory.*
6. What does God design (plan) for the "flame" to do? *Just like fire is used to purify gold by melting out impurities (called dross) and make it more beautify and pure, so God only plans to use His people's trials to purify them of sin and strengthen their faith, love and dependence upon Him.*
7. What does it mean to lean on something for repose? *To rest on something peacefully, without worry.*
8. What does God promise to a person (a soul) who rests on Him, peacefully? *He will never desert (abandon) to his foes (enemies).*
9. What does it mean for "hell to endeavor to shake" a soul? What does God promise when that happens to His people? *It means for Satan to bring lots of suffering upon them and try to get them to turn away from God. God promises to never forsake them. He will always be with them, always giving them strength to endure their sufferings, no matter how hard they are.*

Bible Truth Connection Question

1. How does this song relate to our Bible Truth: **God's People Suffer According to God's Good Plan?**

God's people may go through very hard, "fiery" trials, but they know that God is their firm foundation. They are "staid" on Jesus, trusting that He always be with them and only use their trials to "consume their dross"—make them holy—and bring glory to His name.

Story Connection

1. How does this song relate to today's story? *Job had to go through some of the fieriest trials any human has ever had to face. Job struggled with thinking that God was punishing for some sin he didn't know about. He felt God had forsaken him. But God was only using Job's sufferings for good. He was strengthening his faith and he was using him to display His glory. God never abandoned Job to his enemy, Satan. He gave him strength to endure his sufferings to the end.*

Bible Verse Connection Question

1. What does this hymn have to do with our Bible Verse: **Bible Verse: 1 Peter 1:6-7:** "...for a little while you may have suffered grief in all kinds of trials. These have come that your faith—which is of greater worth than gold which perishes though refined by fire—may be proved genuine and may result in praise, glory and honor when Jesus Christ is revealed."?

God's people praise God that He will use all their fiery trials to refine their faith. He will never desert them or forsake. Completely the opposite is true. He will always be with them, supplying them everything they need. He will use all their trials to bring praise, glory and honor when Jesus Christ is revealed.

Life Application Questions

1. How can God's people be affected by the message of this song? *They can praise God for promising to always protect them, and help them through even the worst of trials. They can ask Him to use their trials to make them holier and stronger in their faith.*

2. How can we become God's people? *By turning away from our sins and trusting in Jesus as our Savior.*

ACTS Questions

1. What is something we can praise God for from this hymn?

Praise God for being the God who never deserts His people.

2. What are sins we can confess to God from this hymn?

Confess that many times we do not lean on Jesus or trust Him to supply us what we need when we suffer. We grumble and complain instead. We need a Savior to save us from our sins!

3. What is something we can thank God for from this hymn?

We can thank God for using the trials of His people to refine their faith; and, for giving them everything they need to endure their trials.

4. What is something we can ask God for from this hymn?

That God would work in our hearts that we confess our sins, might turn from our sins and trust Jesus as our Savior. We can ask Him to supply us what we need to endure any trials we are going through. We can ask Him to help us to come to Him and depend upon Him as we go through them.

Gospel Question

1. Fiery trials are a part of everyone's life, but God's people take joy in God as they go through theirs? Why? What has God done for them? What is the gospel?

God is the good Creator and King of the world. He made people to worship Him and live by His good laws. But we are all sinners who've rebelled against Him. We all deserve death--God's just, eternal punishment for our sins. How terrible! But God has good news for us. In His great mercy, God sent His Son, Jesus to earth as a man to save sinners. He lived the perfect life that pleases God. (He's the only one who's ever done that!) He offered it up to God His Father as the perfect sacrifice for sins when He suffered and died on the cross. Then, on the third day, Jesus rose from the dead in victory. He had fully paid for the sins of God's people, so they wouldn't have to! Now all who turn away from their sins and trust in Jesus as their Savior will receive forgiveness of sins and eternal life with God. They will be His very own special people who will know Him and enjoy Him forever. We can be God's people, too, if we turn from our sins and trust in Jesus as our own Savior.

Song Game: Word Take Away

Materials

Sign Language Signs and Song

White board and marker

Eraser

Preparing the Game

1. Write the words to the song on a white board.

Playing the Game

1. After children have learned the song and signs well, then tell the children that you are going to leave out words from the song (that you've learned signs for) and just do the sign in its place.

2. Have the children help you choose a word to take out. Erase the word from the board. Review the sign the for erased word.

3. Sing the song, trying to remember to NOT sing the word and do only the sign.

4. Continue to take out words until all of the words (with signs) have been taken out.

Game continues as number of questions, time, and attention span allow.

choose a FEW questions for discussion, then choose the game and/or music activity

Meditation Version: 1 Peter 1:6-7 NIV 1984

"...for a little while you may have suffered grief in all kinds of trials. These have come that your faith—which is of greater worth than gold which perishes though refined by fire—may be proved genuine and may result in praise, glory and honor when Jesus Christ is revealed."

Alternate Memory Version: 1 Peter 1:6,7 NIV 1984

"...you may have suffered grief in all kinds of trials. These have come that your faith...may be proved genuine and may result in praise, glory and honor when Jesus Christ is revealed."

Understanding the Bible Verse

1. What were these believers suffering? *Grief in all kinds of trials.*
2. What is grief? *Great sadness of heart caused by pain, loss of things or people that they love.*
3. What is a trial? *Hardships or troubles we go through.*
4. What are some trials that believers go through? *Sickness, sadness, loneliness, suffering for believing in Jesus, etc.*
5. Why do trials come to believers? *Believers, like all people are sinners, living in a world spoiled by sin, face trials. But God has planned for all of their trials to be used so that their faith in God may be proved genuine and may result in praise, glory and honor when Jesus Christ is revealed.*
6. What is their faith worth more than? Why? *Gold. Gold is worth a lot here on earth. It lasts better than most anything—even fire does not destroy it, but only burns out any impurities that are in it, making it worth even more. But, even gold will not last forever. Through faith in Jesus, we receive eternal life with God. That is something that will last forever and is even more wonderful than anything gold could give us.*
7. What does it mean for our faith to be proved genuine? *This is a phrase that gold workers use in Bible times. Gold is put in a very hot furnace to melt away anything that isn't gold from it and makes it completely pure. God uses suffering to make our faith in Him purer and stronger.*
8. What does it mean for Jesus Christ to be revealed? *We cannot see Jesus right now because He is in heaven. At the end of time, He will return and be revealed for all to see. He will make an end of all sin and rebellion and His people will glorify Him.*
9. What will God's people's sufferings result in when Jesus Christ is revealed? *Praise, glory and honor.*
10. Who will receive praise, glory and honor? *God and His people. His people will receive praise, glory and honor will for enduring suffering and for being made holier through them. Yet, not just them. For they will give God all the praise, glory and honor for they know that He perfectly chose their sufferings and gave them the strength to endure. He will always receive the greatest praise.*

Bible Truth Connection Question

1. What does this verse have to do with the **Bible Truth: God's People Suffer According to God's Good Plan?** *God's people know that God will use their sufferings to prove their faith genuine and result in praise, glory and honor because He is the one who perfectly planned their sufferings and gave them the strength to do this.*

Story Connection Questions

1. What does the verse have to do with our story? *Even though Job suffered terribly, he did not curse God, but kept believing. His sufferings made his faith purer and glorified God, just as God planned. Already his trials have resulted in praise, glory and honor to God as God's people have read his story throughout thousands of years and have seen how great God was to give Job strength to endure even these terrible trials. This helps them trust God and His good plans for the hard things they go through, themselves.*

Life Application Questions

1. How can this verse be an encouragement to God's people today? *As they suffer all kinds of trials, they can remember that God promises to always be using them to refine their faith in God. This will be for their good and His glory.*
2. How can we become one of God's people? *By turning away from our sins and trusting in Jesus as our Savior.*

ACTS Questions

1. What is something we can praise God for from this Bible verse?

Praise God for being the perfect planner of His people's sufferings so that they will result in praise, glory and honor. He promises their sufferings will result in these good and great things.

2. What are sins we can confess to God from this Bible verse?

That many times we only grumble and complain about sufferings. We do not trust God or ask God to use them for our good and His glory.

3. What is something we can thank God for from this Bible verse?

We can thank God using the sufferings of His people to refine their faith..

4. What is something we can ask God for from this Bible verse?

We can ask God to work in our hearts that we would want to confess our sins, turn away from disobeying Him and trust in Jesus as our own Savior. We can ask Him to use all our sufferings to refine our faith in Him and that they would result in praise, glory and honor when Jesus Christ is revealed. We can ask Him to encourage God's people around the world in their sufferings, too.

The Gospel

1. What is the good news of Jesus that is the root of their faith that God promises to refine through trials? What is the gospel?

God is the good Creator and King of the world. He made people to worship Him and live by His good laws. But we are all sinners who have rebelled against Him. We all deserve death--God's just, eternal punishment for our sins. How terrible! But God has good news for us. In His great mercy, God sent His Son Jesus to earth to save sinners. Yes, Jesus, the perfect Son of God, left His home in heaven and became a man. He lived the perfect life that pleases God. (He's the only one who has ever done that!) He offered it up to God His Father as the perfect sacrifice for sins when He suffered and died on the cross. Then, on the third day, Jesus rose from the dead in victory. He had fully paid for the sins of God's people, so they wouldn't have to! Now all who turn away from their sins and trust in Jesus as their Savior will receive forgiveness of sins and eternal life with God. They will be His very own special people who will know Him and enjoy Him forever. We can be God's people, too, if we turn from our sins and trust in Jesus as our own Savior.

Game: Balancing Act

Materials

Bible verse written up in large print so that all can see
 10 or so various balance-able items, per team
 (erasers, plates, rulers, books, shoes, etc.)
 Paper, marker
 2 baskets/boxes per team

Preparing the Game

1. Make copy of the verse per team and cut it apart into as many parts as there are items per team. Number these verse pieces in order.
2. Make a sign per team of the verse. If you have a lot of non- or early readers, write the verse in easy to read print, numbering each word/section that correspond to the sections on the cut-up version of the verse. If your children are all proficient readers, do not write the verse on the poster board, but simply draw lines and number them 1-10, corresponding to the 10 verse pieces.
3. Write down and cut out the numbers used on the verse pieces and put in a little bag or jar.
4. Use masking tape to mark starting line. Tape the verse pieces to the items and make a pile for each team at the far end of the relay area.
5. Place items for each team in a basket and place at each team's starting point. Place the other baskets at the other end of the relay area.

Learning the Verse

Some or all of your children may be non- or early readers. Teach the verse in sections, having them say it after you. Repeat a few times. Add clapping or other movement as they say it.

Directions

1. If desired, lead the children in a discussion of a **FEW** of the most important questions before beginning game.
2. Explain the game to them as follows:
 Divide the children into teams and have them line up at a start line. Have the whole group say the verse together. Then draw a number from the bag. Tell the first person in each line to pick an item from the basket at the starting line. They are to put it on their head, and balance it down to the other end. If they drop the item, they just pick it up and continue from that point. When they get there, they are to put their balanced item in the basket and then say the verse to the leader. The leader will then give them the piece of verse with the number on it that was drawn. The two children then rush back to their team with the verse piece and sit down at the back of the line. When all items have been taken down to the other end and all verse pieces retrieved, have been retrieved, they will then put all the pieces in verse order. If working with less confident readers, point out to them that they can use the sign you made and the numbers in the verse pieces as hints to help them line it up properly. After getting it in order, the team will finish by saying the verse all together. The first team to do so, wins.

Non-competitive Option

Don't divide the children into teams. Have them say the verse together, then have one child retrieve the correctly numbered verse piece for the group. Everyone assembles and says the verse together at the end.

Optional TAKING IT TO OTHERS Activity: Quiz Questions

Have the children choose a few of the questions from the game to ask the parents/other children during TAKING IT TO OTHERS time. Help pre-readers by whispering the question in their ear and letting them ask it

Directions:

1. Write words to song in large print before class.
2. Play the song for the children, helping them follow along on the song sheet.
3. Discuss the song, using a few questions from the discussion sheet. *Don't use them all!*
4. Introduce sign language for key words of your choice from sign language sheet for your song. Use as few or as many as you think the children can learn.
5. Sing and sign the song. Sign language as well as large format lyrics and sheet music are found in the PFI Unit Songbook or online.
6. If desired, play the Song Game.

Optional TAKING IT TO OTHERS Activity: Presenting and Singing the Song

1. Sing and sign the song, encouraging the watching children/parents to join in.
2. Ask the class some of the questions listed below. The Bible Truth Connection Question is particularly good to help them understand how the verse ties in with the Bible Truth.

For a Little While

For a little while you may have suffered grief in all kinds of trials.
These have come that your faith,
May be proved genuine, be proved genuine.

Refrain:

Faith! Faith! Which is of greater worth than gold,
Which perishes though refined by fire.
Faith! Faith! Which is of greater worth than gold,
Which perishes though refined by fire.

For a little while you may have had suffered grief in all kinds of trials.
These have come that your faith,
May result in praise, glory and honor. *Refrain*
First Peter One, six through seven.

Listen to it on PFI ESV Songs 12, Track 43

Song Game: Big Voice, Little Voice

Materials

Song
Sign language signs used in the song printed out onto little cards
Blindfold

Preparing the Game

None.

Playing the Game

1. Practice the song and signs until the children know them well. Then tell them: "Children, we are going to hide a sign language sign and see if one of you can find it... with a little help from the rest of us!"
2. Choose someone to be "It" and blindfold them. Choose another child to hide one of the sign language cards. When it's hidden, "It" can remove the blindfold and begin to look.
3. The rest of the children will sing the song in a louder voice when "It" gets closer to the hidden sign and quieter when "It" gets further from the sign.
4. When "It" finds the hidden clue, another "It" is chosen and play begins again.

Game continues as number of questions, time, and attention span allow.

STORY REVIEW

Directions: Read and discuss Bible Truth, using a FEW of the questions. Play game. Feel free to modify the game to fit your children.

General Story Questions

1. What kind of riches did Job have? *Many cattle, sheep, oxen, sheep and servants.*
2. What did the LORD think about Job? *He was blameless, good, and turned away from evil. There was no one else like him in the whole world.*
3. What did Job do to try to make sure his children stayed in a right relationship with God? *Made sacrifices for sins, in case they might have sinned against God in their hearts or otherwise done something wrong by accident when they were feasting.*
4. What did people think of Job? *He was the greatest man in the world. Everyone wanted his advice. Everyone thought he loved God.*
5. Why about Job did the LORD tell Satan to consider? *His holy and obedient life.*
6. What was the first reason did Satan give for Job's obedience? *He only obeyed God because God had protected his life and given him so many blessings. Without the blessings he would turn away from God.*
7. How did the LORD limit Satan's first request to bring suffering upon Job? *He was not allowed to harm Job in any way, only his things and his family.*
8. What happened to Job after Satan's first attack? *He lost all of his things and his children.*
9. How did Job respond to Satan's first attack? *He accepted that all he had were gifts were from the LORD and He had the right to take them away. He would still bless His name.*
10. What reason did Satan give for Job's continued obedience after losing his things and his children? *It was only because Job, himself did not have to suffer, only his family and things.*
11. How did the LORD limit Satan's second request to bring suffering upon Job? *He was not allowed to take his life.*
12. What suffering did Satan bring up Job the second time? *Covered with sores, terrible dreams, wife tempts him to curse God, friends accuse him of being sinful, everyone else scorns him.*
13. How did Job respond to Satan's second attack? *He refused to curse God, but he cried out to understand what he had done wrong to deserve this punishment.*
14. What did Job and his friends not understand about how God's people suffer? *They thought suffering would come only as punishment for sin. They did not understand that God uses suffering for His people's good and His own glory.*
15. What did LORD tell Job when at last He spoke to him? *He told him that he had forgotten who He was and what He was like. He was just a man and could not understand all of God's ways.*
16. How did Job respond to the LORD? *He realized that the LORD was right. He repented on his sin and asked forgiveness.*
17. What did the LORD say to Job's friends? *They were wrong to accuse Job of really being a sinner. They needed to make sacrifices and have Job pray for the LORD to forgive them.*
18. Why wasn't Satan victorious over Job? *Because he was not just fighting against Job. He was fighting against the LORD sustaining and strengthening Job. Satan can never defeat the LORD.*

Bible Truth Connection Questions

1. What does this story have to do with our **Bible Truth: God's People Suffer According to God's Good Plan?** *Even though Satan was allowed to bring suffering upon Job, the LORD always was in control of what suffering Job had to face. He was always with Job, helping him endure his suffering. He used Job's sufferings for Job's good and as a display of His own glory.*

Bible Verse Connection Question

1. What does the story have to do with our **Bible Verse: 1 Peter 1:6-7:** "...for a little while you may have suffered grief in all kinds of trials. These have come that your faith—which is of greater worth than gold which perishes though refined by fire—may be proved genuine and may result in praise, glory and honor when Jesus Christ is revealed."?
Even though Job suffered terribly, he did not curse God, but kept believing. His sufferings made his faith purer & glorified God, just as He planned.

Life Application Questions

1. When God's people suffer today, what might be one reason for their suffering? *Perhaps they are being considered and used by God as a display of godly faith, even in suffering.*
2. What can God's people think about today as they go through sufferings? *That God will only allow sufferings that are for their good and His glory. And, that God can sustain them through them all.*
3. How can we become God's people? *By turning away from our sins and trusting in Jesus as our Savior.*

ACTS Questions

1. What's something we can praise God for from this story? *Praise God for being completely powerful over Satan and over His people's sufferings.*
2. What's something we can confess from this story? *Confess that many times we grumble and complain as we go through sufferings. We don't turn to God in them. We aren't eager for them to be used for our good and His glory. We just want them to be over!*
3. What's something we can thank God for from this story?
We can thank God that He will always, only allow His people to suffer according to His good and perfect plan. That He will give them the strength they need to endure them.
4. What is something we can ask God for, from this story?
We can ask God to work in our hearts, helping us to confess our sins, turn away from them and trust Jesus as our own Savior. We can ask Him to use all the sufferings in our lives for our good and His glory. We can ask Him for strength to endure sufferings. We can pray for God to help His people around the world who may be facing terrible suffering even today.

The Gospel

1. Why do we suffer in this world? Who has come to rescue God's people from sin, death and suffering? What is the gospel?
God is the good Creator and King of the world. He made people to worship Him and live by His good laws. But we are all sinners who've rebelled against Him. We all deserve death--God's just, eternal punishment for our sins. How terrible! But God has good news for us. In His great mercy, God sent His Son, Jesus to earth as a man to save sinners. He lived the perfect life that pleases God. (He's the only one who's ever done that!) He offered it up to God His Father as the perfect sacrifice for sins when He suffered and died on the cross. Then, on the third day, Jesus rose from the dead in victory. He had fully paid for the sins of God's people, so they wouldn't have to! Now all who turn away from their sins and trust in Jesus as their Savior will receive forgiveness of sins and eternal life with God. They will be His very own special people who will know Him and enjoy Him forever. We can be God's people, too, if we turn from our sins and trust in Jesus as our own Savior.

Game: What's in the Box?

Materials

10-20 Various props or pictures with an association with the story
Paper and Marker
Large box or basket
Story Review Questions

Preparing the Game

1. Choose 20+ questions for your game from the Story Review Discussion Questions, or make up your own.
2. Place the props/pictures in the box.

Playing the Game

Divide the children into two teams. Teams will take turn having one of their members reach into the box and pull out a story prop/picture. He will show it to his team and they will come up with an answer as to how that particular prop relates to the story. A correct answer wins 2 points for the team. The team can double their points if they can also tell something from the story they learned about God or about how He wants His people to live. If the team is unable to come up with an answer, then the other team can give an answer for 1 point. For extra fun, you can add some props/pictures that have nothing to do with the story, making the children eliminate them....or even try to think of way it could be added to the story.

Game continues until all children get to pull out a prop/picture,, or as number of questions, time, and attention span allow.

Non-competitive Option

Have the children sit down in a circle around the box. Have the children take turns pulling props/pictures out of the box for the other children to tell what it has to do with the story.

Optional TAKING IT TO OTHERS Activity: Quiz Questions

Have the children choose a few of the questions from the game to ask the parents/other children during TAKING IT TO OTHERS time. Help pre-readers by whispering the question in their ear and letting them ask it aloud to the parents/other children.

CASE REPLAY ACTIVITIES

Use this guide to review the Case Story and act it out for others to enjoy!

CASE REPLAY, JR: YOUNGEST CHILDREN

Description: The children will act out the story together, everyone doing the same action/sound effect at the same time. This activity is most suitable for kindergarteners.

Materials

The Case RePlay, Jr. script for younger children

Preparation

1. Read through the script and write in the blanks along the side possible actions/sound effects the children could do to act it out.

Instructions

1. Tell the children that they will be re-enacting the story together as you tell it.
2. As you read the script, lead the children in actions/sound effects to do with you.
3. If desired, you can read the script and stop at certain sentences and ask them what a good action/sound effect would be to act out what you just read.
4. Repeat the re-enactment one or two times more.

CASE REPLAY, SR: OLDER CHILDREN

Description: The children act out the story as a three-scene play. You will narrate it using the Case RePlay, Sr. script and they will act it out (no spoken words, for the most part), with each child assuming a different character's role. This activity is most suitable for first grade and up. You will review the story, then practice it a few times before performing it for others.

Materials

The Case RePlay, Sr. script
White board or other large format paper
Costumes and props

Preparation

1. Prepare for the play by choosing costumes and props for each character in the story. Decorate the area with any scenery props.
2. Write the words "Beginning," "Middle," "End" on a large piece of paper/whiteboard with plenty of space under each heading. You will use this paper to help the children think about the story as a three-scene play, as it is presented in the script.

Instructions

1. Tell the children that they will get to act out the story as a three-scene play, with a beginning, middle and end section. Tell them that before they can act it out, they need to think it out. as you narrate it with your script.
2. Take the children's answers as they recount the story, helping them put key incidents in the right order.
3. If desired, when they have filled in their Beginning, Middle, End, read through your whole (real) script, so they hear exactly what you will have them act out.
4. Then tell the children that it's time to practice acting out the story.
5. Assign parts to each child. If you are using costumes, do NOT give them out at this point. They will be a distraction.
6. Have all the children sit on the floor or in chairs on one side of the "stage," then call the characters up in place as their part in the story comes.
7. As you read the script, guide the children in where you want them to move or do to act it out.
8. After going through the whole script once, give out any costumes and props and act out the script once or twice more.

Optional TAKING IT TO OTHERS Activity: Re-enacting the Story

Read the script as the children act out together (younger) or assuming different roles (older) as the other children or the parents watch.

CASE REPLAY, JR--YOUNGER KIDS (KINDERGARTEN) P.2

Welcome to our play! The name of our story is called: The Case of the Surprising Sufferer.

Our story takes place in the land of Uz, in Old Testament times, long, long before Jesus came to earth to be our Savior.

And now we present: "The Case of the Surprising Sufferer."

Actions:

Scene 1:

Job was a very rich man with more animals than some whole countries. He was very wise and everyone asked his advice. He feared God and turned away from doing evil. When his seven sons and three daughters had big parties, he even offered sacrifices to God in case they accidentally sinned against Him. Job was the greatest man on earth.

Scene 2:

Job was also known as a godly man in heaven. One day, the Lord asked Satan to consider Job's godliness and love for Him. Satan accused Job for only loving God because of God's blessings to him. Satan asks God to bring suffering upon Job to prove it. God allows him to destroy everything Job has but not to touch Job, himself. Terrible things happen and Job loses all of his children and his things. Job is very sad, but he does not curse God. The Lord has Satan consider Job again. Satan now accuses Job of loving God only because his own body did not suffer. The Lord allows Satan to make Job sick, but cannot kill him. Job's body is covered with sores. He sits in an ash pile scraping itching sores. He has terrible dreams. Satan uses Job's wife to tempt Job to curse God, but he refuses. He chooses to accept these sufferings as from the Lord, in His wisdom.

Scene 3

Everyone hears about Job's suffering and believes that God is punishing him for some secret sin. They reject him, spit on him and curse him. Job's friends don't even recognize him at first he's so sick. They listen to him and then tell him they also think he has sinned against God. They listen to him and then tell him they also think he has sinned against God. Job denies any secret sin. He cries out to God to show him what he's done wrong to deserve all this suffering, if it is a punishment for sin. God finally speaks to him and tells him that he has forgotten who God is and what He is like. He is only a man and cannot understand God's wisdom or plans. Job repents of misunderstanding God. God rebukes Job's friends of accusing Job of secret sins instead of comforting him. The LORD blesses Job with more children and riches than he had before he suffered.

Bible Truth Tie-In:

The Bible Truth we are learning is: **God's People Suffer According to God's Good Plan.** Satan was only allowed to bring suffering upon Job in keeping with God's good plan to do good to Job and in a way that would bring God glory.

CASE REPLAY, SR--OLDER KIDS (1ST GRADE AND UP) P.3

Welcome to our play! The name of our story is called: The Case of the Surprising Sufferer.

Our story takes place in the land of Uz, in Old Testament times, long, long before Jesus came to earth to be our Savior.

The characters in our story are: Job, His children, His servants, His wife, Satan, The Lord, Angels, People, Job's friends

And now we present: "The Case of the Surprising Sufferer."

Scene 1: (Beginning)

Job was a very rich man with more animals than some whole countries. He was very wise and everyone asked his advice. He feared God and turned away from doing evil. When his seven sons and three daughters had big parties, he even offered sacrifices to God in case they accidentally sinned against Him. Job was the greatest man on earth.

Scene 2: (Middle)

Job was also known as a godly man in heaven. One day, the Lord asked Satan to consider Job's godliness and love for Him. Satan accused Job for only loving God because of God's blessings to him. Satan asks God to bring suffering upon Job to prove it. God allows him to destroy everything Job has but not to touch Job, himself. Terrible things happen and Job loses all of his children and his things. Job is very sad, but he does not curse God. The Lord has Satan consider Job again. Satan now accuses Job of loving God only because his own body did not suffer. The Lord allows Satan to make Job sick, but cannot kill him. Job's body is covered with sores. He sits in an ash pile scraping itching sores. He has terrible dreams. Satan uses Job's wife to tempt Job to curse God, but he refuses. He chooses to accept these sufferings as from the Lord, in His wisdom.

Scene 3: (End)

Everyone hears about Job's suffering and believes that God is punishing him for some secret sin. They reject him, spit on him and curse him. Job's friends don't even recognize him at first he's so sick. They listen to him and then tell him they also think he has sinned against God. They listen to him and then tell him they also think he has sinned against God. Job denies any secret sin. He cries out to God to show him what he's done wrong to deserve all this suffering, if it is a punishment for sin. God finally speaks to him and tells him that he has forgotten who God is and what He is like. He is only a man and cannot understand God's wisdom or plans. Job repents of misunderstanding God. God rebukes Job's friends of accusing Job of secret sins instead of comforting him. The LORD blesses Job with more children and riches than he had before he suffered.

Bible Truth Tie-In:

The Bible Truth we are learning is: **God's People Suffer According to God's Good Plan.** Satan was only allowed to bring suffering upon Job in keeping with God's good plan to do good to Job and in a way that would bring God glory.

Job's Trial of Terrible, Itchy Sores

Description

The children will make poster board arms with sores on it that they wear on top of their own arms and hands.

Materials

22" x 28" poster board, 1 piece per 4 crafts
 2 paper fasteners per craft
 3' of thin elastic per child
 Skin-toned markers
 Red markers, sticker dots or glitter glue pens
 Small Hole punch

Preparing the Craft

1. Print out the patterns for the forearm and the upper arm. Cut them out and use them to cut out 2 of each arm part out of poster board, per craft.
2. Cut elastic/yarn into 6" strands, 6 needed per craft.
3. Use hole punch to make holes in each arm piece.
4. Make a sample for the children to see

Making the Craft

1. Show children your sample.
2. Have the children color in the arms then add red dots for sores.
3. Line up Hole A and Hole B as indicated on the diagram on the following page. Insert the paper fastener and open wings to secure in place.
4. Insert the elastic into each set of holes. Hole the arm piece up to the child's arm and tie elastic on the underside, tightly enough to hold in place, but not too tightly (as to be uncomfortable).
5. "Arms" can be slipped on and off using the elastic bands.
6. For purposes of the presentation, have the children put on their arms. They can wear them over their shirt sleeves, or—more effectively—slipped up under their sleeves and revealed by pushing their sleeves up at the time of presentation.

Making a Bible Truth Connection

Once the children have settled into their craft, use the Bible Truth- Craft Connection Sheet to lead discussion about the craft. Note that most of these questions echo the questions on the case board, providing a review of what the children learned earlier.

Optional TAKING IT TO OTHERS Activity: Craft Presentation

If you are presenting the craft to other children or parents the children can hold up their crafts (or your model craft) and read their Bible Truth Connection answers to explain the importance of the craft.

CASE CRAFT**Discussion Guide****Instructions:**

As the children are settled into making their craft, ask them these questions to help them understand the craft's significance. Use the answers provided to guide the children's answers.

Discussion Questions

1. Where did Job live?

To Cyprus.

2. What suffering did the Lord allow Satan to bring upon Job for a time?

Loss of his children and all his riches; sickness, including terrible, itchy sores all over his body.

3. What did the Lord use Job to display?

His limits upon suffering according to His good plans and His ability to help His people endure whatever suffering He calls them to face.

4. What is Bible Truth that we are learning?

God's People Suffer According to God's Good Plan.

5. What does this craft have to do with our Bible Truth?

Job suffered terribly, but it was always, only according to God's good and perfect plan. Job could endure these trials in the way God wanted him to because God sustained him.

6. What can God use this craft to help us remember?

No matter how much God's people suffer, they can always trust that God is able to sustain them through them. He will always use their trials for their good and His glory.

TAKING IT TO OTHERS**Craft Presentation****Instructions:**

Have children hold up your model craft/their crafts. Choose five children (or you say) the five sections below to explain the craft's importance.

Presentation:

1. Our craft is Job's Trial of Terrible, Itchy Sores.

2. In the land of Uz, the Lord sustained Job through his trial of terrible, itchy sores as well as many other things because He is always able to help His people endure whatever sufferings they face.

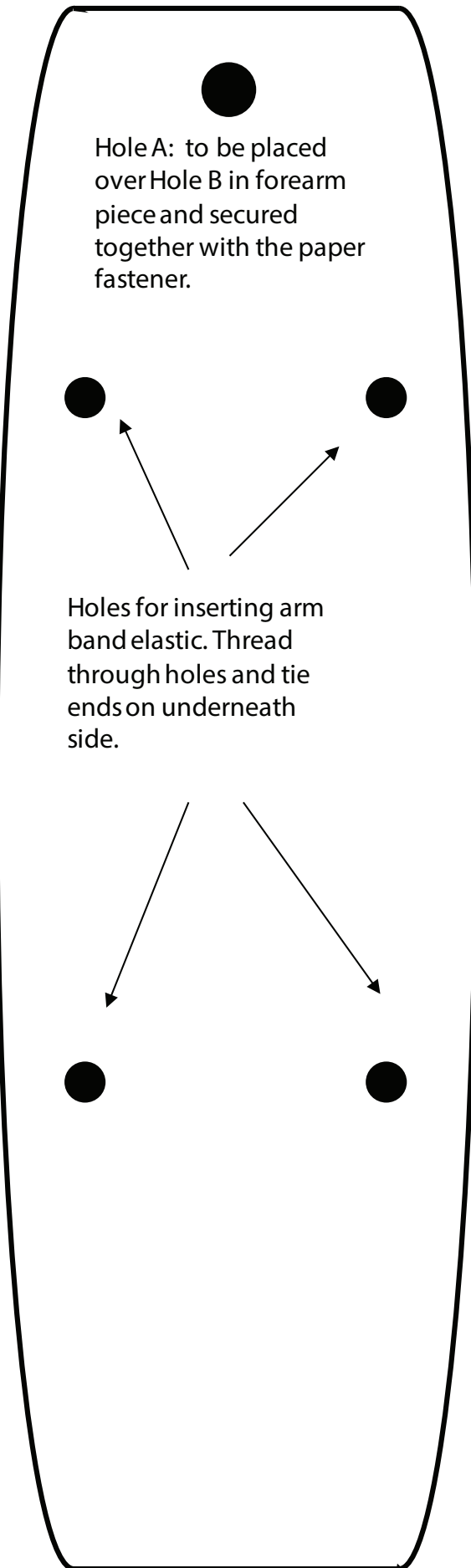
3. Bible Truth 12 is: God's People Suffer According to God's Good Plan.

4. Job suffered terribly, but it was always, only according to God's good and perfect plan. Job could endure these trials in the way God wanted him to because God sustained him.

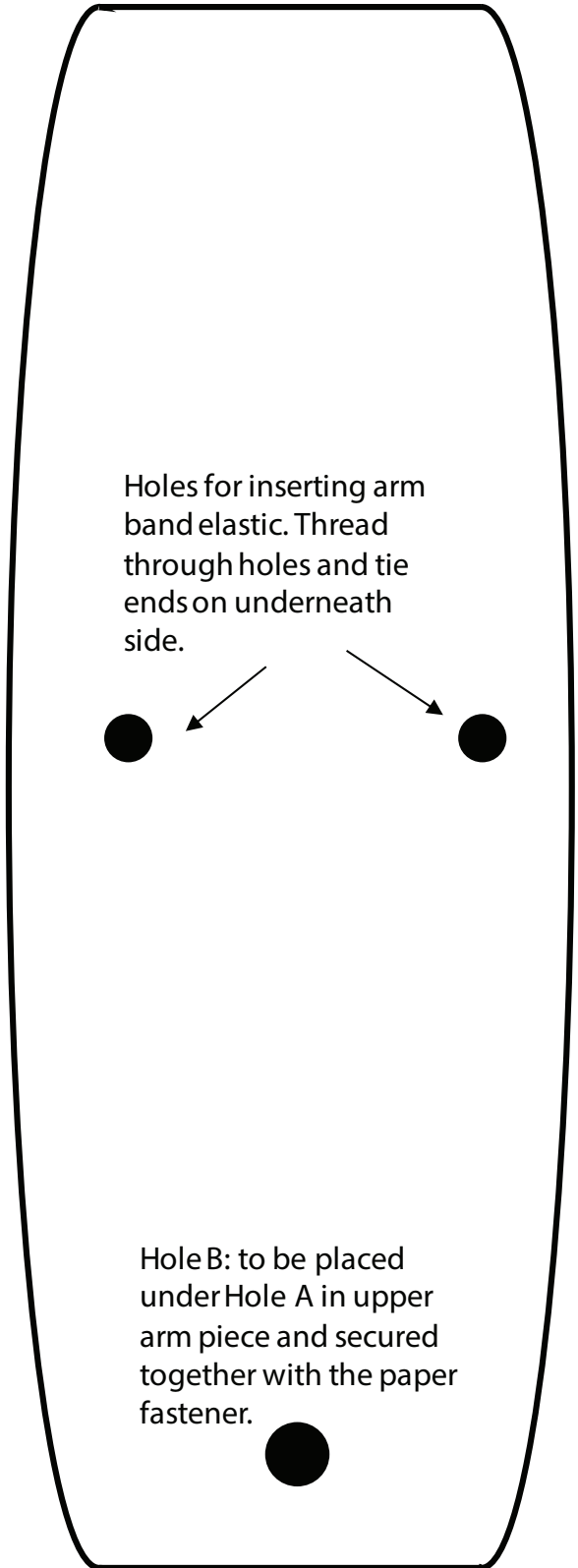
5. Our craft can help us remember that no matter how much God's people suffer, they can always trust that God is able to sustain them through them. He will always use their trials for their good and His glory.

Note: Even non-readers can participate in presenting the craft, if you will whisper what they are to say in their ear and let them say it aloud for the others to hear.

Upper Arm Part: Two per craft needed



Forearm Part: Two per craft needed



BEFORE CLASS:**1. PICK YOUR PERSON**

VIPPs can be anyone in your church! Typically, they fall into 6 categories: Church staff, Elders, Deacons/deaconesses, Special Volunteers (people who aren't paid, but spend a lot of time helping out in particular ways), Supported Workers (aka missionaries), and Church Members.

2. GATHER YOUR FACTS

Use the VIPP Information Sheet to write down the facts about your VIPP. The information on this worksheet is used in the VIPP activities, listed in the "Choose an Activity" section below.

DURING THE ACTIVITY:**1. INTRODUCE YOUR VIPP**

Introduce your VIPP to the children, using the VIPP Information Sheet. Fill in a set of VIPP Clue Cards with the information for your VIPP. If desired, you can even have the actual person come into class for the children to meet.

Need help describing what someone does for the church in a kid-friendly way? Check out the list of common VIPPs on the Praise Factory website in the PFI resources. There are lots of kid-friendly descriptions for common VIPP's, such as pastors, elders, deacons and a lot more.

2. PRAY!

Lead the children in praying for the VIPP. Ask the children if they would like to pray for one of the VIPPs prayer requests. Even non-readers can pray for the VIPP if you whisper the prayer request in their ear, then let them say it aloud. Never force a child to pray!

3. CHOOSE AN ACTIVITY

There are two activities you can use to help the children learn about the VIPP:

VIPP Clue Cards: These are nine coloring sheets in which children fill in the nine things they learn about the VIPP from the VIPP Information Sheet. Photocopy a set of each child. Use as few or as many of these Clue Cards as you desire. They are found in the back of this book.

VIPP Game: This is a game that uses a set of Clue Cards for one or two VIPPs.

Choose a VIPP and fill in his/her information on the VIPP Information Sheet. Fill in a set of VIPP Clue Cards with the information for your VIPP. Tell the children about the VIPP, having them fill in the VIPP Clue Cards with the key facts as they learn them. Write any words the children need to write on a white-board or other piece of paper so they can see how to spell them. Help younger children write these words on their clue cards. Ideas for how to tell the children about many common VIPPs are listed at praisefactory.org with the resources for this Bible Truth.

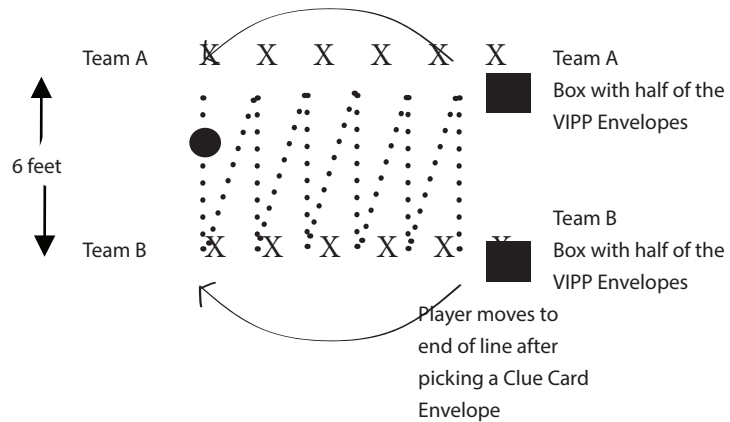
Optional TAKING IT TO OTHERS Activity: Introduce and Pray for the VIPP

If you are presenting the VIPP to other children or parents you can assign children to hold up the 10 clue cards and say what each card tells about the VIPP. (Or, you can have the children hold them up as you tell what each one means.) Then lead the children in praying for the VIPP.

Game: Ball Roll Review

Materials

Information Sheet for one VIPP
 2 Set of Clue Cards
 Ball
 8 8.5" x 11" Manilla Envelopes
 Tape
 Pen and Markers
 2 Boxes



Preparing the Game

1. Fill in one set of clue sheets for the VIPP you are using.
2. Tape the other (blank) set of Clue Cards to the outside of the manilla envelopes.
3. Put the filled-in clue cards in the corresponding envelope.
4. Put half the Clue Card Envelopes in one box and the other half in the other box. These are the Team A and Team B Boxes.

Playing the Game

Reveal: Tell the children about the VIPP, showing them your filled-in clue cards as you tell about them.

Review: Have the children break into two even groups and sit down on the floor facing each other, with about a 6' spread between the 2 lines (see diagram above). For Round 1, Give the ball to the first child in Team A and have them roll it across to the child on Team B directly across from them. Then, that Team B child rolls it back across to the next child on Team A, etc. all the way down the line to the last child on Team B. The last child to get the ball will then pick a Clue Card envelope out of their team's box. They (or the teacher) will tell the group and the Clue Card category by looking at the picture of the Clue Card on the outside of the envelope. Have the children try to remember the VIPP's answer to the category. If the class gets it right, the category is "retired". If they get it wrong, then it gets put back in the pile of category envelopes. The child who picked the Clue Card, then takes their place at the other end of the line. They begin Round 2 by rolling the ball to the first person on Team A, etc. This time, the ball will end up with the last child in the Team A line. ending with the last child in the other line, who gets up and chooses a clue from their Clue Card box. Continue until all the clues have been chosen/answered correctly.

VIPP INFORMATION SHEET

VIPP NAME:

WHAT VIPP LOOKS LIKE

Man or Woman? _____

Hair color? _____

Eye color? _____

FAVORITE ANIMAL

FAVORITE FOOD

FAVORITE FREE TIME ACTIVITY

WHAT VIPP DOES DURING WEEK

VIPP GROUP OF SERVICE:

Church Member

Deacon

Elder

Church Staff

Special Volunteer

Supported Worker
(Missionary)

3 WAYS VIPP SERVES CHURCH

3 WAYS TO PRAY FOR THE VIPP
