

BIBLE TRUTH 11, LESSON 3: PLANNER/OVERVIEW

GETTING STARTED: Welcome and Opening Songs (*introduce unit and get kids moving with these songs*)

Welcome to Praise Factory: PFI: Praise Factory Investigators Theme Song *PFI NIV Songs 12, Track 1*

Rules to Help Us Worship God and Love One Another: WoGoLOA Classroom Rules Song
PFI NIV Songs 12, Track 2

Big Question Under Investigation: Big Question 12 Songs *PFI NIV Songs 12, Tracks 3,4*

Big Question Bible Verse: Ephesians 5:1-2 Song *PFI NIV Songs 12, Track 5*

DIGGING DEEP DOWN: Key Concept and Story (*introduce the Bible Truth and tell the related story*)

Bible Truth 11: God's People Tell Others about Him

Bible Truth Hymn: Come, Ye Sinners, Poor and Needy, v.1 *PFI NIV Songs 12, Track 31*
Extra Song: God's One, Big Plan *PFI NIV Songs 12, Track 32*

Bible Verse: Romans 10:13-15

Bible Verse Song: How Beautiful: Romans 10:13-15 *PFI NIV Songs 12, Track 33*

Lesson 3 Old Testament Story: The Case of the Reluctant Messenger
Jonah 1-3

TAKING ACTION: Response Activities (*choose from among these activities*)

Snack and Discussion Planner: Stormy Sea Food

ACTS Prayer: Prayer Sheet

Bible Truth Review: Discussion Questions and Game: Circle and Cross

Bible Truth Hymn: Come, Ye Sinners, Poor and Needy, v.1 *PFI NIV Songs 12, Track 31*
Song, Sign Language and Song Game: Pass the Secret Sign **PFI NIV SONGS 12 BOOK or ONLINE**

Bible Verse Review: Romans 10:13-15 Discussion Sheet and Game: All Dressed Up

Bible Verse Song: How Beautiful: Romans 10:13-15 *PFI NIV Songs 12, Track 33*
Song, Sign Language and Song Game: Mimic Me! **PFI NIV SONGS 12 BOOK or ONLINE**

Story Review: Discussion Questions and Game: Basketball Toss

Case Replay, Jr: Drama Activity for Youngest Children (children do same story actions together)

Case Replay, Sr: Drama Activity for Most Children (children re-tell story with individual parts)

Craft: Swallowed by a Large Fish

VIPP (Very Important Prayer Person) Prayer Time: Coloring Sheets (Back of book) & Game: Hot and Cold Hide

TAKING IT HOME: Take Home Sheet for Review and Family Devotions

PFI Pronto: Bible Truth 11, Lesson 3 **PFI NIV PRONTOS 12 BOOK or ONLINE**

The Case of the Reluctant Messenger Jonah 1-3**Our story is: The Case of the Reluctant Messenger.****As you listen to the story, see if you can figure out:**

1. Who was the Reluctant Messenger?
2. What was he reluctant to do? Why was it wrong for him to be reluctant?

In Iraq lie two great mounds the people call “Nebi Yunis” and “Kuyunijik.” In 1850, Henry Layard dug into Kuyunijik and uncovered an ancient city known by that name. There were pieces of tall, arched gateways with great, winged, stone lions. A stately hall leading to a huge, royal palace, guarded by gigantic, winged, stone bulls. There were temples to Ashur and other idols. Layard had discovered one of the greatest capitals of the ancient world!

But the mound called “Nebi Yunis” was a different matter. No one has ever been allowed to dig into it. It is considered too sacred. It was named after a man named Nebi Yunis who brought a special message from God to the people of Kuyunijik thousands of years ago. This case is the story of this man, this city and the message he was reluctant to bring to it.

Long ago in Old Testament times, about 1000 years before Jesus was born, Kuyunijik was a big, beautiful city. Kuyunijik may have been beautiful to look at, but it was hated by many, especially the Israelites and Nebi Yunis, the prophet The LORD had given them. It was the home of the Assyrians-- some of the cruelest, fiercest people who have ever lived. Always greedy for more land and riches, they would invade and conquer the peoples around them. And when they did, they prided themselves in forcing the people to be their slaves or hurting them in terrible ways. Israel dreaded the thought of being invaded by this terrible and powerful enemy.

The Israelites and Nebi Yunis, the prophet the LORD had given them, especially hated the Assyrians. They had been disobeying The LORD and He threatened to discipline them through an Assyrian invasion if they did not repent. And while they didn’t turn back to the LORD, they did keep a watchful eye towards Assyria. How horrified Nebi Yunis was when one day the LORD told him: “Go to the great city of Kuyunijik and preach

against it because of its wickedness.”

“No way! I won’t do it!” Nebi Yunis flatly refused. “I won’t take the Lord’s message to them. The LORD will spare them if they hear this message and turn from their sins. I don’t want them to be spared. I want them destroyed. I will not go!

The LORD wants me to go north and east 200 miles to Kuyunijik, but I will go south and west to the other end of the world – to Tarshish! I will get as far away from Kuyunijik and the Lord as I possibly can! “ Nebi Yunis decided.

So Nebi Yunis went to Joppa and boarded a Phoenician merchant ship headed to Tarshish. He settled himself in the hull, under ship’s deck and fell asleep, satisfied that he had dodged his duty.

But Nebi Yunis was wrong! The LORD wanted this message of repentance and mercy to go to the Assyrians. Nebi Yunis could not stop His plans. So He sent a great storm that tossed the merchant ship up-and-down, to and fro. Every sailor cried out to his god for help. They threw cargo out the ship into the sea to lighten it’s load. But still the ship was close to sinking.

The ship’s captain found Nebi Yunis sleeping and said, “Wake up! Call when you’re God! Perhaps he can save us.”

The sailors gathered everyone together to cast lots. “Perhaps God will show us if one of us is to blame for the storm,” they hoped. And sure enough, it was Nebi Yunis who drew the losing lot.

At last Nebi Yunis confessed what he had done. “I am a Hebrew and I fear the LORD, the God who made land and sea,” he told them. “But I am fleeing from Him and

Story-telling Tips

Ahead of time:

1. Read the Bible verses and story. Pray!
2. Create story cue cards on index cards (or highlight text).
3. Practice telling story dramatically, timing your presentation. Shorten, if necessary to fit your allotted time.
4. Decorate area with story props that help bring your story alive.

During your presentation:

1. Maintain as much eye contact as possible as you tell the story. Point to/use props at important points in the story. Include the kids in your story with a few questions about what they think will happen or words/concepts that might be new to them.
2. Watch the kids for signs that their attention span has been reached. Shorten, if necessary.

the message He has told me to tell the Assyrians.”

“How could you do this?” the men asked. What should we do to end this storm?”

“Pick me up and throw me into the sea and it will become calm for you. I know this storm has come because of me,” he replied.

Together the sailors Prayed, “Oh LORD, don’t let us die on account of this man’s life.” Then they picked up Nebi Yunis, threw him into the sea, and the sea became calm. The sailors saw what the LORD did and believed. They offer to sacrifices and promised to serve the LORD. Without even realizing it, Nebi Yunis been used to turn these men away from their gods to worship the LORD instead.

Down, down, down, Nebi Yunis sunk into the sea. He deserved to die, but the LORD, in His mercy, had other plans. He sent a great fish to rescue Nebi Yunis by swallowing him up. Gulp!

What would it be like to be swallowed by a great fish? Sailors from whaling days in New England were sometimes swallowed by whales then cut out of their bellies alive. They have left us with a first- hand description. Dark, cramped, and in company of whatever else the fish was digesting, is how they described it. But worst of all, was the acid in fish’s stomach which burned their skin terribly and bleached it bright white!

No matter how uncomfortable it would’ve been for Nebi Yunis in that great fish’s stomach, he was grateful to be alive! He was the LORD’s messenger and he had deliberately disobeyed Him! He didn’t deserve to be rescued at all. The LORD worked in his heart as he sat in that fish for three days. He repented of his disobedience and cried out to the LORD, “I’m sorry, God. Salvation comes from You. I will obey you now.”

The LORD heard Nebi Yunis’ prayer. He commanded the fish to spit him out and up onto dry land. How good the sand must have felt! Nebi Yunis had time to do little more than pick the fish muck off himself before the LORD spoke to him again: “Go to Kuyunijik and proclaim my message to the people there.”

Nebi Yunis still hated the Assyrians, but he would disobey the LORD. He set off walking the two hundred miles through dry, desert country to Kuyunijik. After about a month’s journey, he reached the city.

For three days Nebi Yunis traveled from city gate to city gate, and temple to temple – all the important meeting places of the city – that everyone might hear his message. “Forty more days until Kuyunijik will be overturned. This is the LORD’s warning to you,” Nebi Yunis told the Assyrians.

The people stared at this Israelite was strange, bleach – white skin and hair. They heard his stern message of the LORD’s coming judgment for their evil ways. They had to decide: were these the words of a crazy man or of the LORD God?

They decided they were the words of the LORD?! Heard the message and believed, even the king, himself. He rose up from his throne, laid aside his robe, and covered himself with sack cloth and sat in ashes. He issued a proclamation to all the people: “In Kuyunijik, by the degree of the king and his nobles: all people and even sheep, goats and cattle must not taste a thing nor drink any water. They must all be covered with sackcloth. Then, all my people, earnestly pray to the LORD and turn away from your wicked ways. Who knows, He might turn his fierce anger from us and not bring the punishment upon us that He has promised.”

When the LORD saw their deeds, and that they had truly turned away from their wicked ways, He had mercy on them and did not bring the punishment upon them that they deserved. It was just had Nebi Yunis had thought! The LORD was so gracious and compassionate that He even chose to show mercy to these terrible Assyrians.

Cracking the Case:

It’s time to answer our Case Questions.

1. Who was the Reluctant Messenger?

Jonah.

2. What was he reluctant to do? Why was it wrong for him to be reluctant? He was reluctant to tell the people of Nineveh to repent of their sins and avoid the LORD’s punishment because they were enemies of Israel. None of us are good enough to deserve to receive God’s mercy.

Something For You and Me**Our Bible Truth is:****God's People Tell Others about Him****Our Bible Verse is: Romans 10:13-15**

"Everyone who calls on the name of the Lord will be saved. How, then, can they call on the one they have not believed in? And how can they believe in the one of whom they have not heard? And how can they hear without someone preaching to them? And how can they preach unless they are sent? As it is written, 'How beautiful are the feet of those who bring good news!'"

Did you guess that Nebi Yunis was the man we know as Jonah? And that Kuyunijik is the city we know as Nineveh? We just used the Iraqi pronunciation of these names so perhaps you would listen to this very familiar story in a different way.

It's really not so much a story about a big fish, as it is about an even bigger message. A message so important that it's a message of life or death that God wants His people to take to everyone on earth! A message of our failure to keep God's good laws. A message of His coming punishment upon our sins. But also a message of His mercy to those who repent of their sins and trust in Him to save us. Jonah and the people of Nineveh didn't know the name of the Savior the Lord would send, but we do. It's Jesus, God's Son! Through Him, we can be forgiven our sins and know eternal life with God.

Let's praise God for being so gracious and compassionate to sinful people--like the Assyrians, like Jonah, and like you and me! Let's ask Him to work in our hearts that we would turn away from our sins and trust in Jesus as our Savior. Let's ask Him to help us to tell others about Him--no matter who they are--that they might be saved, too.

Close in prayer.

Closing ACTS Prayer

A God, we praise You for being-so merciful to sinful people like us.

C God, we confess we, like the people of Nineveh and even like Jonah, are sinners who choose to live life our own way rather than obey Your good ways. We deserve Your punishment! We need a Savior!

T God, we thank You for being so patient with Your stubborn people, like You were with Jonah.

S God, work in our hearts! Help us turn away from our sins and trust in Jesus as our Savior. Please send out Your people to tell others about You. Please help them repent of their sins and know You as their Savior.

Special Words

Iraq: A country in the Middle East.

Ashur: Most important of the gods the Assyrians worshiped.

Cast Lots: A set of objects, such as stones, used to make a decision when the right action is unclear. In this case, all the men on board the ship would have selected an object. Who ever selected a particular one (Jonah) was considered to be the one responsible for the storm. The Lord chose to speak a true decision through these lots.

Repent: To desire to stop doing something and turn away from continuing to do it. God calls us to repent of our sins.

Sack Cloth: Scratchy, black cloth made from goat's hair. It was worn together with the ashes of burnt wood. In this case, it was a sign of sadness and repentance for past sins, in hopes of receiving God's forgiveness and mercy.

ACTS PRAYER ACTIVITY

Use this sheet to write down your ACTS Prayer

Instructions:

Use this sheet to help the children apply the Bible Truth into a prayer. You can use the ACTS provided or even better, have the kids think of their own applications. Also have the children add their personal requests to the prayer, too. Lead the children in the prayer or let them pray sections, with your help. Never force a child to pray! Non-readers can participate by you whispering a section of the prayer into their ear and allowing them to pray it aloud for the group.

ADORATION:

God, we praise You for being so gracious and compassionate that You chose to save sinners from every people on earth.

God, we praise You for being.....

Add your own Adorations:

CONFESSION:

God, we confess that many times we do not tell others about salvation through Jesus when we could. We confess that we are sinners who need to turn from our sins and trust in Jesus as our Savior, too.

God, we have sinned against You....

Add your own Confessions:

THANKSGIVING:

Thank You, God for sending people to tell us the good news of Jesus that we might be saved.

God, we thank You for...

Add your own Thanksgivings:

SUPPLICATION:

God, work to work in our hearts that we might turn from our sins and trust in Jesus as our own Savior. Help Your people to bravely tell the peoples of the world about salvation through Jesus. Help us tell the good news of Jesus, too. Bring many people to know and love You.

God, we need Your help...

Add your own Supplication:

SNEAKY SNACK

Can you figure out how this snack ties in with our case?

Snack: Stormy Sea Food

Can be as simple as the jumbo size goldfish crackers as “fish” with teddy graham “Nebi Yunis” or as complex as a celery “boat” with teddy graham sailors and a toothpick mast with a slice of cheese/ham “sail on it, sailing on a strip of blue food colored cream cheese with a jumbo goldfish cracker “fish” and a teddy graham “Nebi Yunis” floating in it.

This is only a suggestion. Feel free to modify. Be mindful of allergy issues among your children!

Case Tie-in: A reminder of the giant fish that the Lord, in His mercy, sent to rescue Jonah. The boat represents the sailors on the boat headed to Tarshish.

SOUL FOOD

Food for thought during snack time

1. What does the snack have to do with the story?

Choose a few questions from the other activity discussion sheets to talk about during this snack time.

2.

3.

4.

5.

6.

7.

Directions: Read and discuss Bible Truth, using a FEW of the questions. Play game. Feel free to modify the game to fit your children.

God's People Tell Others about Him

We've all rebelled against God and deserve His just and eternal punishment for our sins. But God, in His great love for sinners, chose to send His Son, Jesus to be our Savior. Jesus came and lived the perfect life that pleases God. On the cross, He offered it up as the perfect payment for the sins of God's people. On the third day, Jesus rose from the dead in victory. He had conquered sin and death, once and for all! Now all who turn from their sins and trust in Jesus as their Savior are forgiven and receive eternal life with God. This good news is what Christians call the gospel--and everyone needs to hear it! God calls His people to tell it to everyone, in every part of the world. Jesus promises to come back after the gospel has been taken to every people on earth, all according to God's good plan.

Understanding the Bible Truth

1. Who has rebelled against God? *We all have.*
2. What do all people deserve for their rebellion against God? *His just and eternal punishment for their sins.*
3. How did God show His love towards us, despite our wicked rebellion against Him? *He sent His Son, Jesus to die on the cross as the perfect sacrifice for the sins of all who would ever turn from their sins and trust in Him as their Savior.*
4. What did Jesus do on the third day that showed He had conquered sin and death for God's people, once and for all? *He rose from the dead.*
5. What do we call the good news of salvation through Jesus? *The gospel.*
6. Why do all people need to hear the good news of Jesus? *He is the only way to be saved from the punishment they deserve for their sins and to enter into fellowship with the Lord.*
7. Why should God's people to go every part of the world, to every people and tell them about Jesus? *It is God's command; and, because God has always planned for His people to include people from every tribe, nation and language.*
8. What will happen before Jesus comes back? *The gospel preached to every people, according to God's plan.*

Story Connection Questions

1. How does the case story point to the **Bible Truth: God's People Tell Others about Him**? Why did Nebi Yunis not want to obey the LORD and tell the Assyrians about Him? *Nebi Yunis, like the rest of the Israelites, hated the Assyrians. He knew that if he brought the LORD's message of coming judgment of the Assyrians for their wickedness that they might repent of their sins and be shown mercy. Nebi Yunis did not want them to receive this mercy. He wanted them destroyed for their wickedness and so that the LORD would not use them to discipline unrepentant Israel for their own wickedness. The LORD rebuked Nebi Yunis for his unmerciful attitude.*

Bible Verse Connection Question

What does our Bible Truth have to do with our **Bible Verse: Romans 10:13-15**: "Everyone who calls on the name of the Lord will be saved." How, then, can they call on the one they have not believed in? And how can they believe in the one of whom they have not heard? And how can they hear without someone preaching to them? And how can they preach unless they are sent? As it is written, "How beautiful are the feet of those who bring good news!"?

God has chosen for others to hear the good news of salvation by sending His people to tell others about Him. They must go, if others are to hear.

Life Application Questions

1. How can we use God's people in our church today to tell others about Him? *They can pray that God would show them who in our church does He want to go to tell others about Jesus in faraway places. They can pray for those who have gone to faraway places already. They can pray that God would even give them, opportunities, right here at home, to tell others about Jesus. They can get to know people from other countries who have come to live here, make friends with them, love them, and tell them the good news of salvation through Jesus.*
2. How can we become God's people? *By turning away from our sins and trusting in Jesus as our Savior.*

ACTS Questions

1. What is something we can praise God for because of this Bible Truth?

Praise God for being so gracious and compassionate that He chose to save sinful people from every people on earth..

2. What are sins we can confess to God because of this Bible Truth? *Confess that many times we do not tell others about salvation through Jesus when we could. Confess that we are sinners who need to turn away from our sins and trust in Jesus as our Savior, too.*

3. What is something we can thank God for because of this Bible Truth?

Thank God for sending people to tell us the good news of Jesus. Thank Him for choosing to use His people to tell others this best of news.

4. What is something we can ask God for because of this Bible Truth?

Ask God to work in our hearts that we might turn from our sins and trust in Jesus as our own Savior. Ask Him to help His people to bravely tell the peoples of the world about salvation through Jesus. Ask God to bring many people to know and love Him.

The Gospel

1. *What is the good news that God wants His people to tell everyone? What is the gospel?*

God is the good Creator and King of the world. He made people to worship Him and live by His good laws. But we are all sinners who've rebelled against Him. We all deserve death--God's just, eternal punishment for our sins. How terrible! But God has good news for us. In His great mercy, God sent His Son, Jesus to earth as a man to save sinners. He lived the perfect life that pleases God. (He's the only one who's ever done that!) He offered it up to God His Father as the perfect sacrifice for sins when He suffered and died on the cross. Then, on the third day, Jesus rose from the dead in victory. He had fully paid for the sins of God's people, so they wouldn't have to! Now all who turn away from their sins and trust in Jesus as their Savior will receive forgiveness of sins and eternal life with God. They will be His very own special people who will know Him and enjoy Him forever. We can be God's people, too, if we turn from our sins and trust in Jesus as our own Savior.

Game: Circle and Cross

Materials

Beanbags, 1 per child
Masking Tape
Bible Truth Questions

Preparing the Game

1. Choose 20+ questions for your game from the Bible Truth Discussion Questions, or make up your own.
2. Write the Bible Truth questions on small thin strips of paper (or make a photocopy of the Bible Truth Discussion Questions and simply cut them into strips) and put them in the bag/bowl.
3. Tape a circle about 2' in diameter on the floor. Tape a large X in the middle of it.
4. Mark one team's set of beanbags with a small piece of masking tape or other distinguishing mark.

Playing the Game

Divide the children into two teams, giving the members of each team a beanbag of the same color or marking. Have all the children stand outside of the circle, about 6' back. At your signal, have the children toss their beanbags into the circle, trying to make them land on the taped X. Count up the beanbags for each team that landed on it. That's how many points their quiz question is worth. Choose a question for each team from the bag/bowl. If a team gets it wrong, the question goes to the other team for 1 point, if they can get the correct answer. Gather up the beanbags and continue play.

Game continues as number of questions, time, and attention span allow.

Non-competitive Option

Set a target number of points for the whole group. Challenge the children to see how many turns it takes score the target number of points. Once the target has been reached, start the game over and see how many turns it takes to reach the target the second time.

Optional TAKING IT TO OTHERS Activity: Quiz Questions

Have the children choose a few of the questions from the game to ask the parents/other children during TAKING IT TO OTHERS time. Help pre-readers by whispering the question in their ear and letting them ask it aloud to the parents/other children. Make sure you read the Bible verse aloud before you ask your questions.

Directions:

1. Write words to song in large print before class.
2. Play the song for the children, helping them follow along on the song sheet.
3. Discuss the song, using a few questions from the discussion sheet. *Don't use them all!*
4. Introduce sign language for key words of your choice from sign language sheet for your song. Use as few or as many as you think the children can learn.
5. Sing and sign the song. Sign language as well as large format lyrics and sheet music are found in the PFI Unit Songbook or online.
6. If desired, play the Song Game.

Optional TAKING IT TO OTHERS Activity: Presenting and Singing the Song

1. Sing and sign the song, encouraging the watching children/parents to join in.
2. Ask the class some of the questions listed below. The Bible Truth Connection Question is particularly good to help them understand how the song ties in with the Bible Truth.

Come, Ye Sinners, Poor and Needy

Verse 1

Come ye sinners, poor and needy,
Weak and wounded, sick and sore;
Jesus ready stands to save you,
Full of pity, love, and pow'r.

Refrain:

I will arise and go to Jesus,
He will embrace me in His arms.
In the arms of my dear Savior,
O there are ten thousand charms..

Listen to it on PFI NIV Songs 12, Track 31

Understanding the Song

1. What is a sinner? *Someone who thinks, says and acts in ways that do not please God.*
2. What words describe a sinner? What do they mean? *Poor and needy: not that they don't have money, but that they have no way to "pay" for their sins. Weak and wounded, sick and sore: Not only are their bodies suffer under weakness, wounds, sickness or soreness, but their hearts are weak and hurt from fighting sin. They suffer from sadness and guilt.*
3. Who should a sinner come to? Why? *Jesus, because He stands ready to save you.*
4. How does Jesus receive sinners who come to Him? *He is full of pity (sad that you are suffering and desiring to help you), love and power (through His life offered up on the cross).*
5. Who is the song writer going to? How will He receive him? *Jesus. He will embrace him in His arms.*
6. What he mean when he says Jesus will embrace him in His arms? *Not that Jesus will really give him a hug, but that He will rejoice that he has come to Him for salvation, and that He loves him tenderly. In heaven, though, Jesus very well WILL really hug him!*
7. What does it mean that there are ten thousand charms in the arms of Jesus? *A charm is something that delights you. Knowing Jesus' love and forgiveness, being in His family, are so wonderful that it is like getting ten thousand of the things that delight you most, all rolled up into one. There is nothing as wonderful as knowing and being loved by Him.*

Bible Truth Connection Question

1. How does this song relate to our Bible Truth: **God's People Tell Others about Him?**
When God's people share the good news of Jesus with others, they tell them that we are all sinners who need to come to Jesus to save them.

Story Connection

1. How does this song relate to today's story? *Nebi Yunis, one of God's people, went to the sinful people of Kuyunijik that they could save their city from destruction if they repented of their sins. This song is about God's people telling sinful people of an even greater salvation they can have: salvation through faith in Jesus when they turn away from their sins and trust in Jesus as their Savior.*

Bible Verse Connection Question

What does this hymn have to do with our Bible Verse: **Bible Verse: Romans 10:13-15**: "Everyone who calls on the name of the Lord will be saved.' How, then, can they call on the one they have not believed in? And how can they believe in the one of whom they have not heard? And how can they hear without someone preaching to them? And how can they preach unless they are sent? As it is written, 'How beautiful are the feet of those who bring good news!'"?

This hymn is a call for all sinners to call on the name of the Lord and be saved. God's people sing this song to encourage others to hear the good news of salvation through Jesus and be saved.

Life Application Questions

1. How can God's people be affected by the message of this song? *They can praise God who loves sinners who come to Him so much that He delights to embrace them and bless them with ten thousand charms.*
2. We are sinners, poor and needy. How can we be saved? *By turning away from our sins and trusting in Jesus as our own Savior.*

ACTS Questions

1. What is something we can praise God for from this hymn?

Praise God for being the gracious God, full of pity, love and power, to save sinners.

2. What are sins we can confess to God from this hymn?

Confess that we are weak, wounded, sick and sore, with sin. We deserve God's punishment. We need a Savior!

3. What is something we can thank God for from this hymn?

We can thank God for not treating sinners just as their sins deserve, but for standing ready to save all who turn from their sins and trust in Jesus as their own Savior. He is so full of pity, love and power!

4. What is something we can ask God for from this hymn?

That God would work in our hearts that we might turn from our sins and trust Jesus as our Savior. We can ask Him to heal us of the weakness, wounds, sickness and soreness of sin in our lives. We can ask Him for His eternal life.

Gospel Question

1. Why does God not just judge our sins as we deserve, but stands ready to save us? Because of what Jesus has done! Can you tell me the good news of Jesus?

God is the good Creator and King of the world. He made people to worship Him and live by His good laws. But we are all sinners who've rebelled against Him. We all deserve death--God's just, eternal punishment for our sins. How terrible! But God has good news for us. In His great mercy, God sent His Son, Jesus to earth as a man to save sinners. He lived the perfect life that pleases God. (He's the only one who's ever done that!) He offered it up to God His Father as the perfect sacrifice for sins when He suffered and died on the cross. Then, on the third day, Jesus rose from the dead in victory. He had fully paid for the sins of God's people, so they wouldn't have to! Now all who turn away from their sins and trust in Jesus as their Savior will receive forgiveness of sins and eternal life with God. They will be His very own special people who will know Him and enjoy Him forever. We can be God's people, too, if we turn from our sins and trust in Jesus as our own Savior.

Song Game: Pass the Secret Sign

Materials

Sign Language signs used in song, particularly choose words with important meanings you want the children to learn, such as “grace”, “redeem”, etc.

Bag or bowl

Blindfold

Preparing the Game

1. Cut out signs and put in bowl.

Playing the Game

1. Practice the song and signs until the children know them well.
2. Have all the children stand in a tight circle, except one, “It.” who will stand in the middle of the circle, blindfolded.
3. Have the children in the circle to put their hands behind their backs. Choose a sign from the bag and hand to a child in the circle, still keeping hands behind their backs, not looking at the sign.
4. When “It” says “Pass the Secret Sign”, the children will begin to pass the sign around behind their backs.
5. When “It” says “Stop the Passing!” the child who has the sign freezes with the sign behind his back.
6. The child with the sign brings it around and looks at it. You can help the child practice the sign.
7. Then take the blindfold off of “It”, watch the child with the card do the sign, then have “It” guess the name of the sign. (If desired, “It” can ask another child in the circle for help with their guess.)
8. The holder of the sign then becomes “It.” Sing the song with all the signs, then repeat.

choose a FEW questions for discussion, then choose the game and/or music activity

Meditation Version: Romans 10:13-15 NIV 1984

"Everyone who calls on the name of the Lord will be saved.' How, then, can they call on the one they have not believed in? And how can they believe in the one of whom they have not heard? And how can they hear without someone preaching to them? And how can they preach unless they are sent? As it is written, 'How beautiful are the feet of those who bring good news!'"

Alternate Memory Version: Romans 10:13-15 NIV 1984

"'Everyone who calls on the name of the Lord will be saved.' ...[H]ow can they believe in the one of whom they have not heard? ...'How beautiful are the feet of those who bring good news!'"

Understanding the Bible Verse

1. What does it mean to "call on the name of the Lord? *Confess to God that you are a sinner who deserves His just wrath for your sin and that only by Him saving you (by taking the punishment you deserved when He died upon the cross) can you ever find forgiveness for your sins.*
2. Who will be saved? *Everyone who calls on the name of the Lord.*
3. What do people have to do before they can call on the name of the Lord? *Believe.*
4. What has to happen for people to believe? *Someone must preach to them.*
5. What does "preach" mean in this verse? *Doesn't have to be a pastor who tells them about Jesus as he preaches a sermon. It can mean any Christian who tells others the good news of Jesus.*
6. How will those who haven't heard about Jesus hear preaching? *Someone must be sent..*
7. Who sends people to tell others about Jesus? *Jesus and God's people gathered together—churches. After Jesus rose from the dead, He commanded those who believed in Him to go into all the world, telling others about Him that they could become His obedient followers (disciples), too. But we see in our story today that the Holy Spirit guides churches to pray for and sent out their very own to tell others about Jesus.*
8. What makes the feet of those who bring good news beautiful? *Not that they have good looking feet. It means that they are the ones who are coming with the good news that saves people from their sins. They are coming to rescue them.*
9. What is the good news that God's people bring? *God is the good Creator and King of the world. He made people to worship Him and live by His good laws. But we are all sinners who've rebelled against Him. We all deserve death--God's just, eternal punishment for our sins. How terrible! But God has good news for us. In His great mercy, God sent His Son, Jesus to earth as a man to save sinners. He lived the perfect life that pleases God. (He's the only one who's ever done that!) He offered it up to God His Father as the perfect sacrifice for sins when He suffered and died on the cross. Then, on the third day, Jesus rose from the dead in victory. He had fully paid for the sins of God's people, so they wouldn't have to! Now all who turn away from their sins and trust in Jesus as their Savior will receive forgiveness of sins and eternal life with God. They will be His very own special people who will know Him and enjoy Him forever. We can be God's people, too, if we turn from our sins and trust in Jesus as our own Savior.*

Bible Truth Connection Question

1. What does this verse have to do with the **Bible Truth: God's People Tell Others about Him?**
God has chosen for others to hear the good news of salvation by sending His people to tell others about Him. They must go, if others are to hear.

Story Connection Questions

1. What does the verse have to do with our story? *The LORD sent Nebi Yunis to preach His message of coming judgment upon the Assyrians for their wickedness. Nebi Yunis did not want to go, because he knew that if the Assyrians heard the message they might repent and find mercy from the LORD.*

Life Application Questions

1. How can God's people today take the good news to those who have not heard? *They can go to live in the faraway places to tell people there how they can be saved through Jesus. They can get to know people from other countries that move here and tell them how they can be saved through Jesus. They can pray for others who have already gone out to faraway places that God would help them tell others about Jesus. They can pray for people here that God would help them tell these people the good news of Jesus.*
2. How can we become God's people? *By turning away from our sins and trusting in Jesus as our Savior.*
3. Who can tell us the good news of Jesus? *People at our churches, our Sunday School teachers, and any other Christians we know would be happy to talk to us about becoming a Christian.*

ACTS Questions

1. What is something we can praise God for from this Bible verse?
Praise God for being faithful to His promise to save all who call on His name.
2. What are sins we can confess to God from this Bible verse?
That we are all sinners, who need to turn away from our sins and believe in Jesus. That many times we could tell others the good news of Jesus, but choose not to because we are lazy or afraid they won't want to hear it.
3. What is something we can thank God for from this Bible verse?
We can thank God for sending His people to tell others in faraway places about Him.
4. What is something we can ask God for from this Bible verse?
We can ask God to work in our hearts that we would want to confess our sins, turn away from disobeying Him and trust in Jesus as our Savior. That He would send out many of His people today to faraway places that all may hear the good news of Jesus, turn from their sins, believe in Jesus and be saved.

The Gospel

1. What is the good news of Jesus that God's people bring to others? What is the gospel?
God is the good Creator and King of the world. He made people to worship Him and live by His good laws. But we are all sinners who've rebelled against Him. We all deserve death--God's just, eternal punishment for our sins. How terrible! But God has good news for us. In His great mercy, God sent His Son, Jesus to earth as a man to save sinners. He lived the perfect life that pleases God. (He's the only one who's ever done that!) He offered it up to God His Father as the perfect sacrifice for sins when He suffered and died on the cross. Then, on the third day, Jesus rose from the dead in victory. He had fully paid for the sins of God's people, so they wouldn't have to! Now all who turn away from their sins and trust in Jesus as their Savior will receive forgiveness of sins and eternal life with God. They will be His very own special people who will know Him and enjoy Him forever. We can be God's people, too, if we turn from our sins and trust in Jesus as our own Savior.

Game: All Dressed Up

Materials

Bible verse written up in large print so that all can see

Various items of clothing (shirts, hats, shoes, gloves, coats, pants, dresses, etc.), about 10 per team

Two baskets or boxes

Masking tape

Preparing the Game

1. Put the clothing items for each team in a basket/box and place at far end of relay area. Mark the starting line with masking tape.

Learning the Verse

Some or all of your children may be non- or early readers. Teach the verse in sections, having them say it after you. Repeat a few times. Add clapping or other movement as they say it.

Directions

1. If desired, lead the children in a discussion of a ***FEW*** of the most important questions before beginning game.

2. Explain the game to them as follows:

Divide the children into two teams and have them line up behind the starting line. Explain to them that they will run down to the leader at the other end of the relay area, recite the verse to him, pick out a piece of clothing and put it on. After getting it on, they are to run back to their team and sit down at the back. The next player then goes. This is repeated until all team members are dressed. The team is then to stand up, grab hands and chant the verse together. The first team to do so, wins.

Game continues as time and attention span allow.

Non-competitive Option

Don't split the children into teams. Instead, the children will try to beat the clock. Have the whole class say the verse before each child goes to get and put on a piece of clothing. When everyone has their costume clothes on, say the verse together one last time. Time how long it takes the children to do all of this. Repeat and see if they can do it more quickly the second time.

Optional TAKING IT TO OTHERS Activity: Quiz Questions

Have the children choose a few of the questions from the game to ask the parents/other children during TAKING IT TO OTHERS time. Help pre-readers by whispering the question in their ear and letting them ask it aloud to the parents/other children. Make sure you read the Bible verse aloud before you ask your questions.

Directions:

1. Write words to song in large print before class.
2. Play the song for the children, helping them follow along on the song sheet.
3. Discuss the song, using a few questions from the discussion sheet. *Don't use them all!*
4. Introduce sign language for key words of your choice from sign language sheet for your song. Use as few or as many as you think the children can learn.
5. Sing and sign the song. Sign language as well as large format lyrics and sheet music are found in the PFI Unit Songbook or online.
6. If desired, play the Song Game.

Optional TAKING IT TO OTHERS Activity: Presenting and Singing the Song

1. Sing and sign the song, encouraging the watching children/parents to join in.
2. Ask the class some of the questions listed below. The Bible Truth Connection Question is particularly good to help them understand how the song ties in with the Bible Truth.

How Beautiful: Romans 10:13-15 NIV 1984

How beautiful! How beautiful!
 How beautiful are the feet,
 How beautiful! How beautiful!
 Are the feet that bring good news.
 Ev'ryone who calls on the name of the Lord will be saved.
 How then can they call on the one they've not believed in?
 And how can they believe in the one they have not heard?
 How can they hear without someone preaching?
 How can they preach unless they are sent?
 How beautiful! How beautiful!
 How beautiful are the feet,
 How beautiful! How beautiful!
 Are the feet that bring good news.
 Romans Ten, thirteen through fifteen.

Listen to it on PFI NIV Songs 12, Track 33

Song Game: Mimic Me!

Materials

Sign Language
 Song

Preparing the Game

None.

Playing the Game

1. Practice the song and signs until the children know them well. Choose a person to be the leader and let them decide upon an action for everyone to do as they sing the song, such as jump on one foot, etc.
2. Sing the song while doing the chosen action.
3. Select another child to be the leader.
4. If desired, you can choose a different action for different important words in the song, such as jump on one foot when you sing the word "grace", but clap your hands when you sing the word "Jesus". Ask the children the meaning of each of the words before adding in their action.

Game continues as number of questions, time, and attention span allow.

STORY REVIEW

Directions: Read and discuss Bible Truth, using a FEW of the questions. Play game. Feel free to modify the game to fit your children.

General Story Questions

1. Why did everyone hate the Assyrians? *They were fierce, greedy, and merciless.*
2. Why did the Israelites especially dread the Assyrians? *Because the LORD had warned them through His prophets that He would use them to destroy them and their country, if they did not repent.*
3. Why did Nebi Yunis not want to take the LORD's message to the Assyrians? *He knew the LORD was gracious and compassionate. If the Assyrians repented, He might very well forgive them. Nebi Yunis wanted the Assyrians destroyed.*
4. What did Nebi Yunis do to avoid obeying the LORD? *He fled in the opposite direction as K and hoped he could run away from Him.*
5. Where did Nebi Yunis ask the Phoenician sailors to take him? Why there? *Tarshish. It was thought to be the western-most part of the world—as far away from Kuyunijik as he could get.*
6. What did the LORD do to stop Nebi Yunis? *He send a raging storm on the sea.*
7. What did Nebi Yunis tell the sailors about the storm? How were they to stop it? *He told them that the LORD was God of everything on land and sea. He had sent the storm because Nebi Yunis has refused to obey Him. They were to throw him overboard to stop the storm.*
8. How did the LORD use Nebi Yunis' disobedience to tell the sailors about Himself? *When they saw how the storm stopped as soon as Nebi Yuni was thrown overboard, they believed what Nebi Yunis had said about Him, worshiped Him with sacrifices and promises.*
9. How did the LORD show mercy on Nebi Yunis? *He could have let him drown and send another messenger to the Assyrians; but instead, He had a big fish swallow him and helped him to come to repentance for disobeying Him.*
10. What did Nebi Yunis do after three days and nights in the fish's stomach? *He repented.*
11. What would have been strange about Nebi Yunis' appearance when he went to Kuyunijik? *Bleached skin and hair from the fish's stomach acid.*
12. What was the LORD's message to the Assyrians? *He would destroy them and their city in 40 days for their wickedness.*
13. Where did Nebi Yunis preach the LORD's message? Why? *In the city gates and at the temples because these were the major meeting places where many people would hear the message.*
14. How did the Assyrians respond to the LORD's message? *They all repented in sackcloth and ashes—from the king to the lowest ranking citizen.. They even put sackcloth on their animals.*

Bible Truth Connection Questions

1. What does this story have to do with our **Bible Truth: God's People Tell Others about Him**? *The LORD gave Nebi Yunis a special message to take to the Assyrians of coming judgment upon their city and people for their sins, that they might repent and be spared. The LORD gives His people today a special message to take to all peoples of coming eternal judgment for their sins, that they might be spared by repenting and trusting in Jesus for forgiveness. Then they can enjoy wonderful fellowship w/ God forever.*

Bible Verse Connection Question

1. What does the story have to do with our **Bible Verse: Romans 10:13-15**: "Everyone who calls on the name of the Lord will be saved." How, then, can they call on the one they have not believed in? And how can they believe in the one of whom they have not heard? And how can they hear without someone preaching to them? And how can they preach unless they are sent? As it is written, "How beautiful are the feet of those who bring good news!"? *The LORD sent Nebi Yunis to preach His message of coming judgment upon the Assyrians for their wickedness. Nebi Yunis did not want to go, because he knew that if the Assyrians heard the message they might repent and find mercy from the LORD.*

Life Application Questions

1. What is the message that God's people bring to us and all people today? *To turn away from our sins and trust in Jesus as our Savior.*
2. Can you think of someone who has not yet heard this message of eternal life through Jesus? *How could you or others this person this good news?*

Bible Verse Connection Question

1. What does the story have to do with our **Bible Verse: Romans 10:13-15**: "Everyone who calls on the name of the Lord will be saved. How, then, can they call on the one they have not believed in? And how can they believe in the one of whom they have not heard? And how can they hear without someone preaching to them? And how can they preach unless they are sent? As it is written, 'How beautiful are the feet of those who bring good news!'"

The LORD sent Nebi Yunis to preach His message of coming judgment upon the Assyrians for their wickedness. Nebi Yunis did not want to go, because he knew that if the Assyrians heard the message they might repent and find mercy from the LORD.

ACTS Questions

1. What is something we can praise God for being that we learned in our story? *Praise God for being so merciful to sinful people.*

2. What is something we can confess as sin that we learned in our story? *Confess that we, like the people of Nineveh and even like Jonah, are sinners who choose to live life our own way rather than follow God's good ways. We deserve His punishment! We need a Savior!*

3. What is something we can thank God for that we learned in our story? *We can thank God for being so patient with His stubborn people, like He was with Jonah.*

4. What is something we can ask God for that we learned in our story?

We can ask God to work in our hearts, helping us to confess our sins, turn away from them and trust Jesus as our own Savior. We can ask God to work like this in the hearts of others, too.

The Gospel

1. Like the people of Nineveh we are sinners who deserve God's punishment. How did we become sinners? What do we deserve His punishment? What is the great message that He has given us to spare us from His eternal punishment? What is the gospel?

God is the good Creator and King of the world. He made people to worship and obey Him. That is the right way to live and the best way to live. Yet all people have chosen to rebel against God. They have chosen to live life their own way. They all deserve God's eternal punishment for their disobedience. Yet God is so rich in mercy and love! He sent His Son Jesus to earth to live a perfect life and offer up His life as the complete and perfect payment for the sins of all who would ever say no to sinning, confess their sins to God and trust in Jesus as their Savior. God raised Jesus up from the dead on the third day, showing that God had accepted Jesus' sacrifice. Now to all who turn from their sins and trust in Jesus as their Savior, God promises to forgive them their sins and make them His very own special people who will know Him and enjoy Him forever. If we do this, then God will forgive us and make us His own special people! He will fill us with the Holy Spirit so that we know Him, love Him and live for Him more and more! And one day, He will bring us to live with Him in heaven, forever happy!

Game: Basketball Toss

Materials

Small basketball or other ball
3 (or 4) baskets
Paper and Marker
Masking Tape
Story Review Questions

Preparing the Game

1. Choose 20+ questions for your game from the Story Review Discussion Questions, or make up your own.
2. Use tape to mark a free throw line. On the paper make three point values,(starting with two points and going up), one for each basket, and tape them to the corresponding basket. Set out the baskets with the one worth least points, the closest to the free throw line. The one worth the most points, set the farthest out. With younger children, make sure to set one basket so close in that they are almost guaranteed to get a basket. If desired, use the extra fourth basket to make a long bomb basket that is almost unreachable, but worth a lot of points.

Playing the Game

Divide the children into two teams. Teams will take turns having one of their members make a shoot. Each child gets three tries. The highest point value being what the question will be worth. Then ask the child a Story Review question. If he gets it right, then he earns those points for his team. If the person is unable to answer the question correctly, the other team can try to answer it for half the point values. If a child does not make a basket, he can still answer a question for 1 point.

Game continues until all children get to try to make a basket, or as number of questions, time, and attention span allow. The team with the most points at the end wins.

Non-competitive Option

Don't split into teams. Set a target point number for the group, telling them that together they are going to see how many turns it takes to reach the target number. Have the children take turns tossing the basketball(three tries each). Tally number of turns on a piece of paper. When the target number has been reached, start over and try to reach the target number in fewer turns.

Optional TAKING IT TO OTHERS Activity: Quiz Questions

Have the children choose a few of the questions from the game to ask the parents/other children during TAKING IT TO OTHERS time. Help pre-readers by whispering the question in their ear and letting them ask it aloud to the parents/other children.

CASE REPLAY ACTIVITIES

Use this guide to review the Case Story and act it out for others to enjoy!

CASE REPLAY, JR: YOUNGEST CHILDREN

Description: The children will act out the story together, everyone doing the same action/sound effect at the same time. This activity is most suitable for kindergarteners.

Materials

The Case RePlay, Jr. script for younger children

Preparation

1. Read through the script and write in the blanks along the side possible actions/sound effects the children could do to act it out.

Instructions

1. Tell the children that they will be re-enacting the story together as you tell it.
2. As you read the script, lead the children in actions/sound effects to do with you.
3. If desired, you can read the script and stop at certain sentences and ask them what a good action/sound effect would be to act out what you just read.
4. Repeat the re-enactment one or two times more.

CASE REPLAY, SR: OLDER CHILDREN

Description: The children act out the story as a three-scene play. You will narrate it using the Case RePlay, Sr. script and they will act it out (no spoken words, for the most part), with each child assuming a different character's role. This activity is most suitable for first grade and up. You will review the story, then practice it a few times before performing it for others.

Materials

The Case RePlay, Sr. script
White board or other large format paper
Costumes and props

Preparation

1. Prepare for the play by choosing costumes and props for each character in the story. Decorate the area with any scenery props.
2. Write the words "Beginning," "Middle," "End" on a large piece of paper/whiteboard with plenty of space under each heading. You will use this paper to help the children think about the story as a three-scene play, as it is presented in the script.

Instructions

1. Tell the children that they will get to act out the story as a three-scene play, with a beginning, middle and end section. Tell them that before they can act it out, they need to think it out. as you narrate it with your script.
2. Take the children's answers as they recount the story, helping them put key incidents in the right order.
3. If desired, when they have filled in their Beginning, Middle, End, read through your whole (real) script, so they hear exactly what you will have them act out.
4. Then tell the children that it's time to practice acting out the story.
5. Assign parts to each child. If you are using costumes, do NOT give them out at this point. They will be a distraction.
6. Have all the children sit on the floor or in chairs on one side of the "stage," then call the characters up in place as their part in the story comes.
7. As you read the script, guide the children in where you want them to move or do to act it out.
8. After going through the whole script once, give out any costumes and props and act out the script once or twice more.

Optional TAKING IT TO OTHERS Activity: Re-enacting the Story

Read the script as the children act out together (younger) or assuming different roles (older) as the other children or the parents watch.

CASE REPLAY, JR--YOUNGER KIDS (KINDERGARTEN) P.2

Welcome to our play! The name of our story is called: The Case of the Reluctant Messenger.

Our story takes place in Israel and in Kuyunijik (Nineveh). It takes place in Old Testament times, about 800 years before Jesus was born.

And now we present: "The Case of the Reluctant Messenger."

Actions:

Scene 1:

Everyone feared the Assyrians for their fierce and wicked ways, especially the Israelites. The LORD promised to use them to discipline the Israelites if they did not repent and turn back to worship Him. They did not repent, but they did keep a close eye on the Assyrians. The LORD told the Israelite prophet, Nebi Yunis to go to Kuyunijik, to warn the Assyrians that He was about to punish them for their wicked ways. Nebi Yunis didn't want to warn them because he thought the LORD might not punish them if they repented. He went the completely opposite direction and tried to flee from the LORD. He found a ship that would take him to Tarshish, the western-most point of the world. He settled down and went to sleep below deck.

Scene 2:

The LORD sent a great storm and the sailors called out to their gods to save them. The captain found Nebi Yunis asleep and awakened him to call upon the LORD. When the storm kept raging, they cast lots to see whose fault it was. Nebi Yunis was found to be at fault. Nebi Yunis explains his God is the Lord who rules over earth and sea and he was running from him. They must throw him over board if they want the storm to end. At first they tried to get back to shore and save Nebi Yunis, but the storm just got worse. At last they asked God to have mercy on them and threw Nebi Yunis overboard. As soon as he was overboard, the storm stopped. The Phoenician sailors worshiped the LORD and made promises to Him, seeing Him stop the storm and save their lives.

Scene 3

The LORD sent a giant fish to rescue Nebi Yunis by swallowing him. After three days in the fish's stomach, Nebi Yunis repented of his disobedience and cried out to the LORD. He was ready to obey the LORD. The fish spat him out on shore. The LORD told Nebi Yunis to go to Kuyunijik and he went. After a month's journey, Nebi Yunis came to Kuyunijik . He went to the city gates and the temples, warning everyone that the LORD was going to destroy them and their city in 40 days. Just as Nebi Yunis had feared, everyone heard the LORD's message, and all of the Assyrians-- from the king to the lowest slave-- repented in ashes and sackcloth. Even the animals had to wear sackcloth! The LORD saw their repentance and had mercy upon them.

The Bible Truth we are learning is: **God's People Tell Others about Him.** The LORD called Nebi Yunis to warn them about His coming judgment upon them for their wicked ways that they might repent.

CASE REPLAY, SR--OLDER KIDS (1ST GRADE AND UP) P.3

Welcome to our play! The name of our story is called: The Case of the Reluctant Messenger.

Our story takes place in Israel and in Kuyunijik (Nineveh). It takes place in Old Testament times, about 800 years before Jesus was born.

The characters in our story are: Nebi Yunis, Israelites, Captain and Sailors, A huge fish, the Assyrian king and the Assyrians.

And now we present: "The Case of the Reluctant Messenger."

Scene 1: (Beginning)

Everyone feared the Assyrians for their fierce and wicked ways, especially the Israelites. The LORD promised to use them to discipline the Israelites if they did not repent and turn back to worship Him. They did not repent, but they did keep a close eye on the Assyrians. The LORD told the Israelite prophet, Nebi Yunis to go to Kuyunijik, to warn the Assyrians that He was about to punish them for their wicked ways. Nebi Yunis didn't want to warn them because he thought the LORD might not punish them if they repented. He went the completely opposite direction and tried to flee from the LORD. He found a ship that would take him to Tarshish, the western-most point of the world. He settled down and went to sleep below deck.

Scene 2: (Middle)

The LORD sent a great storm and the sailors called out to their gods to save them. The captain found Nebi Yunis asleep and awakened him to call upon the LORD. When the storm kept raging, they cast lots to see whose fault it was. Nebi Yunis was found to be at fault. Nebi Yunis explains his God is the Lord who rules over earth and sea and he was running from him. They must throw him over board if they want the storm to end. At first they tried to get back to shore and save Nebi Yunis, but the storm just got worse. At last they asked God to have mercy on them and threw Nebi Yunis overboard. As soon as he was overboard, the storm stopped. The Phoenician sailors worshiped the LORD and made promises to Him, seeing Him stop the storm and save their lives.

Scene 3: (End)

The LORD sent a giant fish to rescue Nebi Yunis by swallowing him. After three days in the fish's stomach, Nebi Yunis repented of his disobedience and cried out to the LORD. He was ready to obey the LORD. The fish spat him out on shore. The LORD told Nebi Yunis to go to Kuyunijik and he went. After a month's journey, Nebi Yunis came to Kuyunijik . He went to the city gates and the temples, warning everyone that the LORD was going to destroy them and their city in 40 days. Just as Nebi Yunis had feared, everyone heard the LORD's message, and all of the Assyrians-- from the king to the lowest slave-- repented in ashes and sackcloth. Even the animals had to wear sackcloth! The LORD saw their repentance and had mercy upon them.

The Bible Truth we are learning is: **God's People Tell Others about Him.** The LORD called Nebi Yunis to warn them about His coming judgment upon them for their wicked ways that they might repent.

Swallowed by a Large Fish

Description

The children will make a large fish out of a water bottle and put Nebi Yunis in it: one side regular skin colored, the other side bleached white.

Materials

Templates of Nebi Yunis and fish parts, White Card stock

1 16 oz water bottle per craft

1 yard of blue yard per craft

1 long skewer per craft

Markers and/or colored pencils, Scissors, Glue sticks, Tape

Preparing the Craft

1. Print out all the templates on card stock. Cut out at least the tail fins and the dorsal fin for the children. Be careful in cutting out the dorsal fin to cut on the dashed line in the middle of the fin to give this part of the fin a little more stability.
2. Lay the two tail fin pieces on top of each other and tape together along what will be the top and bottom of the fin. (See template)
3. Cut yarn into lots of 3" or 4" strands.

Making the Craft (See diagram on next page for assembly tips)

1. Show children your sample.
2. Have the children color in the fish. Then, color in Nebi Yuni completely on one side. On the other side, leave his skin and hair white, for bleached effect. Fold him along dashed line, making a front and back.
3. Rub plenty of glue to the back side of Nebi Yuni and then stick him onto the pointed end of the skewer, folding over and firmly pressing the glue down to get him to stay in place. You also can reinforce with tape if you desire. You may need to help the youngest children with this step, too.
4. Have the children stuff yarn strands into the inside of the bottle as well as the fish they decorated (but not Nebi Yunis).
5. Have the children decorate their fish parts with markers, etc.
6. Using tape, tape the fins in place as follows: (You will need to help the younger children do this and maybe quite a few of the older children, too). You can tape the fins on while they work on their "Nebi Yunis")

Set bottle horizontal to the ground:

Tail fin: Tape each shorter straight part to the sides of the lower part of the water bottle so that they make vertical fins (one tip points up and one point faces down.) If desired, you can tape the ends of the fins together to merge into 1 big fin.

Side fins: Tape fins in place so that they are on each side of the middle of the water bottle, with the larger end of the paper being the part attached to the fish body and the skinnier part being the tip of each fin.

Dorsal fin: Fold along middle.. This folded section makes the tip of this fin. Attach the ends opposite the fold to the top of the bottle. Make sure that the curve in the fin points backwards.

7. Use a glue stick to glue the eyes to each side of the front of the fish (the section closest to the opening on the bottle).

8. Show the children how they can stick in Nebi Yunis regular skin side up, then pull him out bleached side up as they tell what happened to him and why. You may need to bend him up a bit on the sides to fit easily into the bottle opening.

Making a Bible Truth Connection

Once the children have settled into their craft, use the Bible Truth- Craft Connection Sheet to lead discussion about the craft. Note that most of these questions echo the questions on the case board, providing a review of what the children learned earlier.

Optional TAKING IT TO OTHERS Activity: Craft Presentation

If you are presenting the craft to other children or parents the children can hold up their crafts (or your model craft) and read their Bible Truth Connection answers to explain the importance of the craft.

CASE CRAFT**Discussion Guide****Instructions:**

As the children are settled into making their craft, ask them these questions to help them understand the craft's significance. Use the answers provided to guide the children's answers.

Discussion Questions

1. Where was Nebi Yunis supposed to go? Where did he go instead?

He was supposed to go to Kuyunijik, but instead he went the opposite direction towards Tarshish.

2. What was the message that Nebi Yunis did not want to take to the Assyrians? *That the LORD would bring punishment upon them in forty days if they did not repent of their sins.*

3. How did the LORD show mercy on Nebi Yunis?
He rescued him from being drowned by being swallowed by a large fish.

4. What is Bible Truth that we are learning?
God's People Tell Others about Him.

5. What does our craft--Swallowed by a Large Fish--have to do with our Bible Truth?
Nebi Yuni did not want to obey the LORD and tell the people of Kuyunijik to repent of their sins, but the LORD still had plans for him to give them His message. He used the storm and the big fish to help Nebi Yuni to repent, so that he would tell the people of Kuyunijik to repent!

6. What can our craft help us remember?
God wants His people to obey Him, even when they don't want to. He is merciful to them when they disobey, but He disciplines them, too, to help them obey Him.

TAKING IT TO OTHERS**Craft Presentation****Instructions:**

Have children hold up your model craft/their crafts. Choose five children (or you say) the five sections below to explain the craft's importance.

Presentation:

1. Our craft is: Swallowed by a Large Fish.

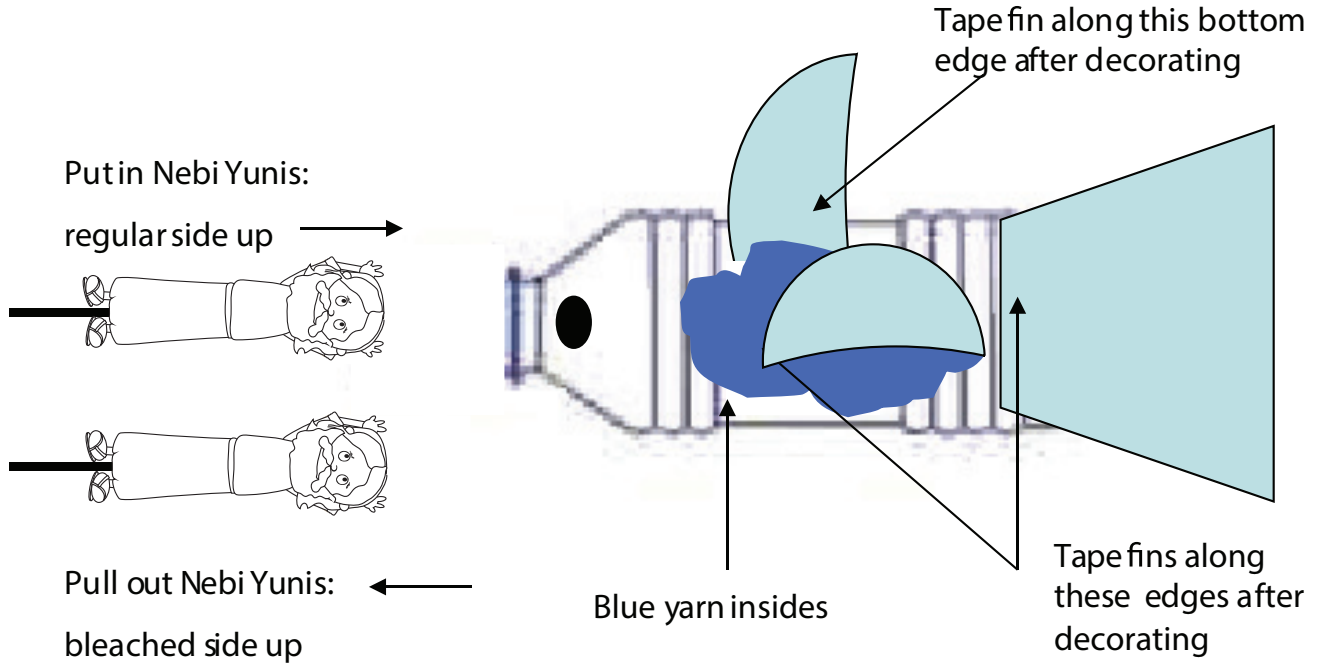
2. In the sea, the LORD had Nebi Yunis rescued by being swallowed by a large fish because He planned for him to tell the people of Kuyunijik to repent of their sins that their city might be spared.

3. Our Bible Truth is: God's People Tell Others about Him.

4. Nebi Yuni did not want to obey the LORD and tell the people of Kuyunijik to repent of their sins, but the LORD still had plans for him to give them His message. He used the storm and the big fish to help Nebi Yuni to repent, so that he would tell the people of Kuyunijik to repent!

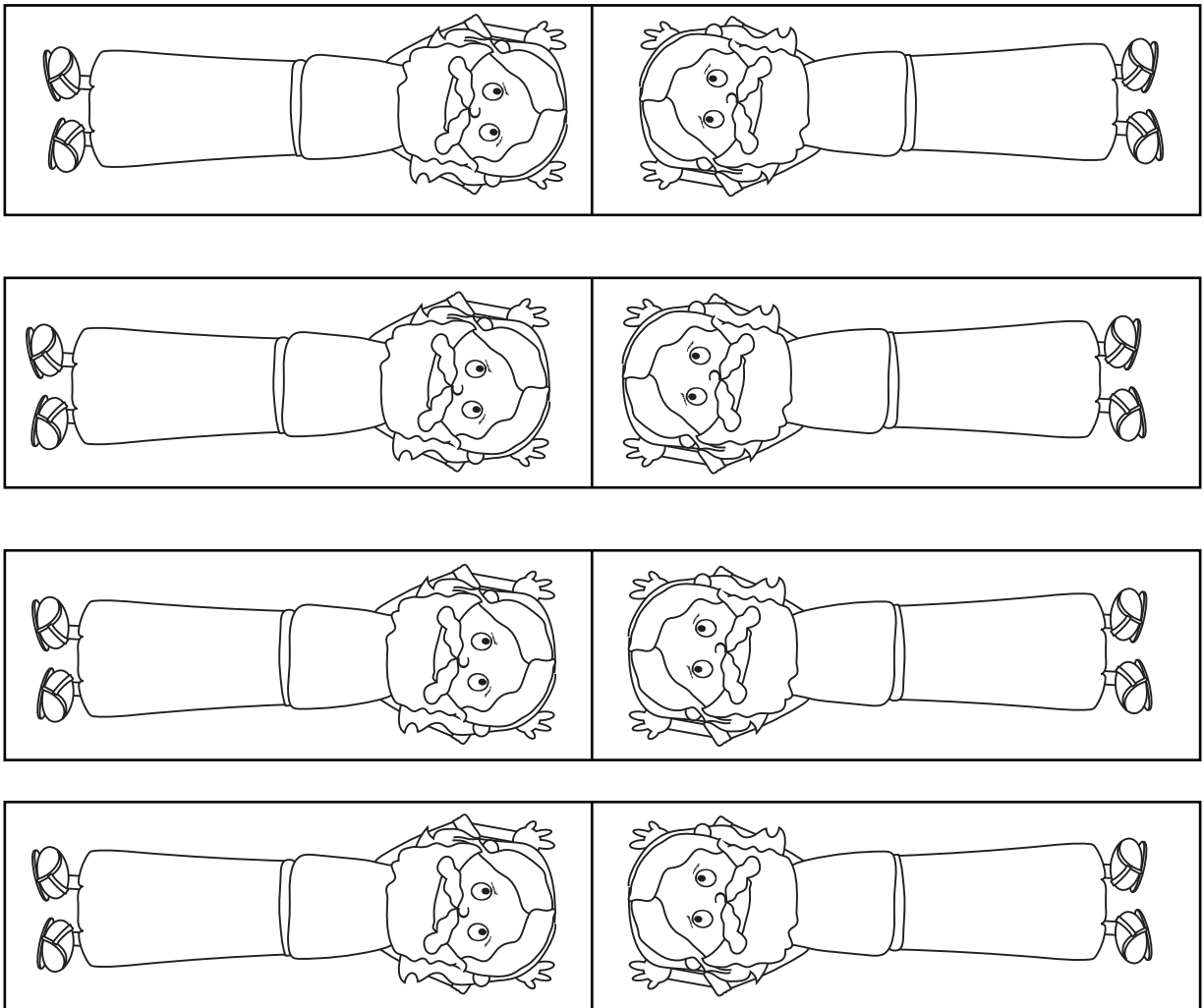
5. Our craft can help us remember that God wants His people to obey Him, even when they don't want to. He is merciful to them when they disobey, but He disciplines them, too, to help them obey Him.

Note: Even non-readers can participate in presenting the craft, if you will whisper what they are to say in their ear and let them say it aloud for the others to hear.















Fold line

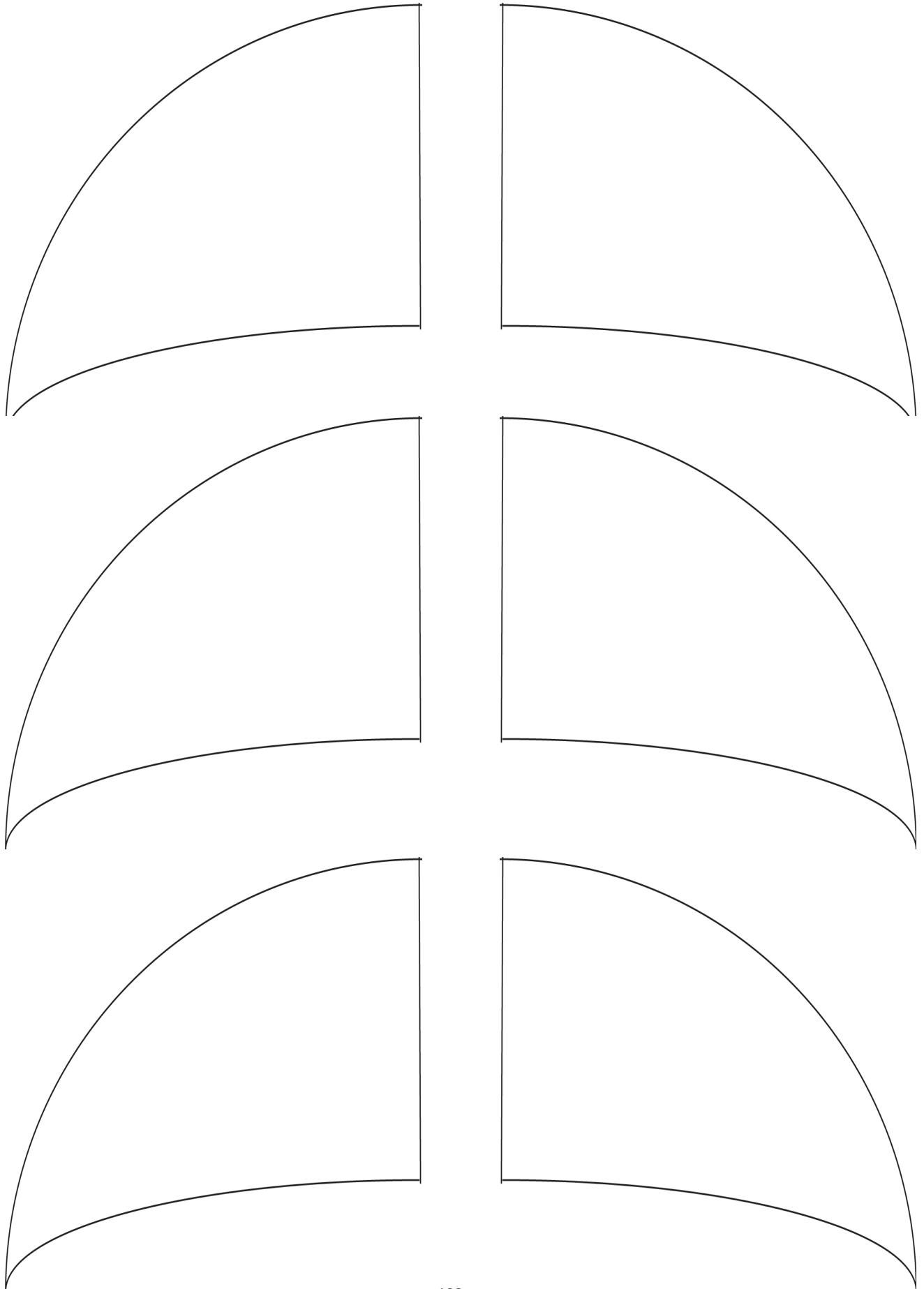
Nebi Yunis:
Cut around rectangle boxes
and fold along middle line



Fish eyes




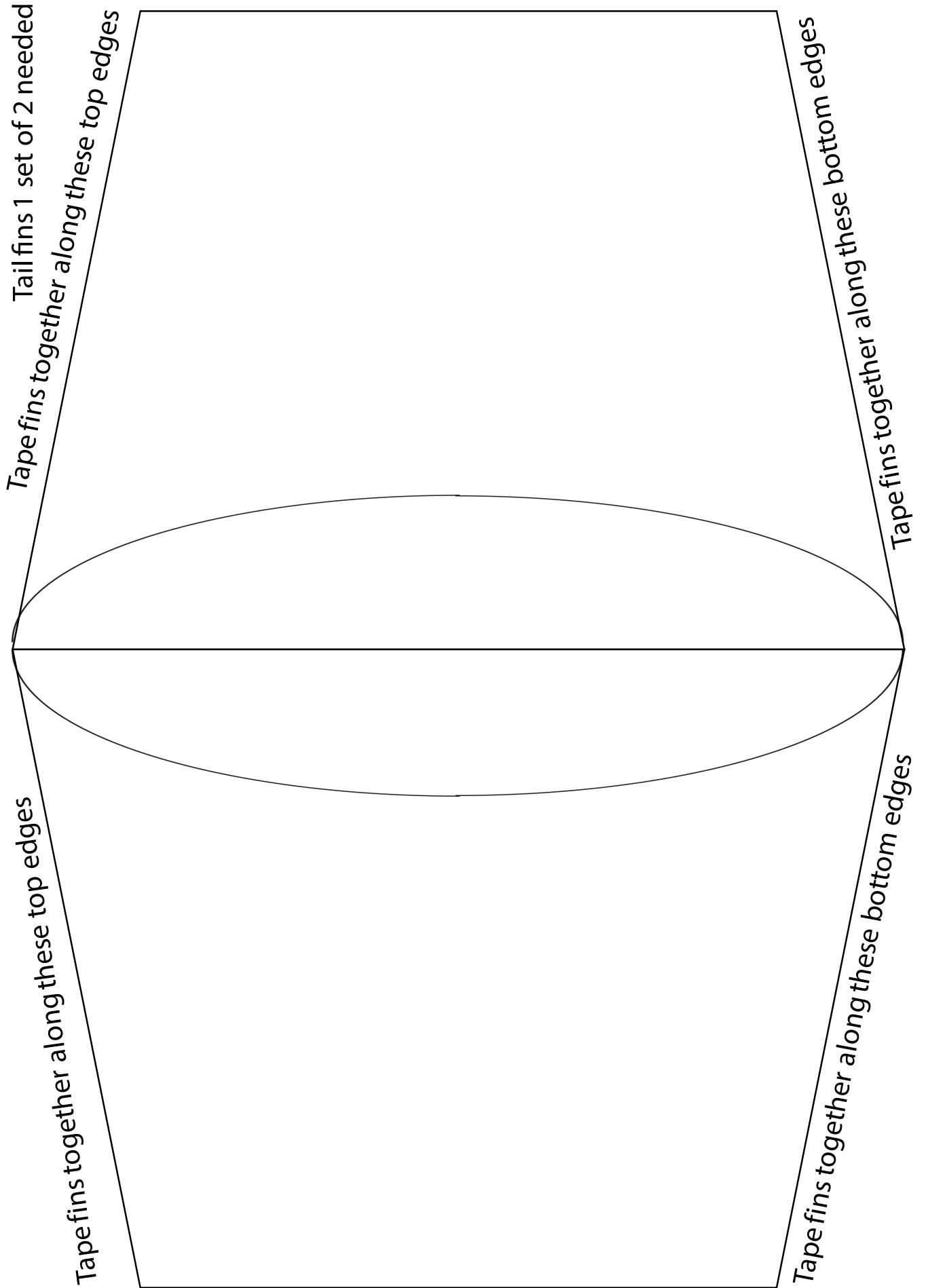
Pairs of side fins 1 set per craft needed



Dorsal fin 1 needed per craft Fold along middle

Make sure to cut along dashed line in the middle!





BEFORE CLASS:**1. PICK YOUR PERSON**

VIPPs can be anyone in your church! Typically, they fall into 6 categories: Church staff, Elders, Deacons/deaconesses, Special Volunteers (people who aren't paid, but spend a lot of time helping out in particular ways), Supported Workers (aka missionaries), and Church Members.

2. GATHER YOUR FACTS

Use the VIPP Information Sheet to write down the facts about your VIPP. The information on this worksheet is used in the VIPP activities, listed in the "Choose an Activity" section below.

DURING THE ACTIVITY:**1. INTRODUCE YOUR VIPP**

Introduce your VIPP to the children, using the VIPP Information Sheet. Fill in a set of VIPP Clue Cards with the information for your VIPP. If desired, you can even have the actual person come into class for the children to meet.

Need help describing what someone does for the church in a kid-friendly way? Check out the list of common VIPPs on the Praise Factory website in the PFI resources. There are lots of kid-friendly descriptions for common VIPP's, such as pastors, elders, deacons and a lot more.

2. PRAY!

Lead the children in praying for the VIPP. Ask the children if they would like to pray for one of the VIPPs prayer requests. Even non-readers can pray for the VIPP if you whisper the prayer request in their ear, then let them say it aloud. Never force a child to pray!

3. CHOOSE AN ACTIVITY

There are two activities you can use to help the children learn about the VIPP:

VIPP Clue Cards: These are nine coloring sheets in which children fill in the nine things they learn about the VIPP from the VIPP Information Sheet. Photocopy a set of each child. Use as few or as many of these Clue Cards as you desire. They are found in the back of this book.

VIPP Game: This is a game that uses a set of Clue Cards for one or two VIPPs.

Choose a VIPP and fill in his/her information on the VIPP Information Sheet. Fill in a set of VIPP Clue Cards with the information for your VIPP. Tell the children about the VIPP, having them fill in the VIPP Clue Cards with the key facts as they learn them. Write any words the children need to write on a white-board or other piece of paper so they can see how to spell them. Help younger children write these words on their clue cards. Ideas for how to tell the children about many common VIPPs are listed at praisefactory.org with the resources for this Bible Truth.

Optional TAKING IT TO OTHERS Activity: Introduce and Pray for the VIPP

If you are presenting the VIPP to other children or parents you can assign children to hold up the 10 clue cards and say what each card tells about the VIPP. (Or, you can have the children hold them up as you tell what each one means.) Then lead the children in praying for the VIPP.

Game: Hot and Cold Hide

Materials

Information Sheet for one VIPP
2 Set of Clue Cards
8 8.5" x 11" Manilla Envelopes
Blindfold

Preparing the Game

1. Fill in one set of clue sheets for the VIPP you are using.
2. Tape the other (blank) set of Clue Cards to the outside of the manilla envelopes.
3. Put the filled-in clue cards in the corresponding envelope.

Playing the Game

Reveal: Tell the children about the VIPP, showing them your filled-in clue cards as you tell about them.

Review: Choose one child to be "The Finder" and cover his eyes with the blindfold. Choose one of the Clue Card envelopes. Choose another child to be "The Hider". This child will hide the envelope somewhere in the room. When the clue is hidden, the Finder takes off his blindfold and begins to look for the envelope. The other children say "hot, cold, etc" as the child gets closer or further from the envelope to help the child find it. When the folder is found, the teacher (or the child) tells the Clue Card category. The other children try to remember what the VIPP's answer was. Open it up and see if they got it right. If they did, the Clue Card is retired. If not, it can be added back into the Clue Cards to be hidden.

VIPP INFORMATION SHEET

VIPP NAME:

WHAT VIPP LOOKS LIKE

Man or Woman? _____

Hair color? _____

Eye color? _____

FAVORITE ANIMAL

FAVORITE FOOD

FAVORITE FREE TIME ACTIVITY

WHAT VIPP DOES DURING WEEK

VIPP GROUP OF SERVICE:

Church Member

Deacon

Elder

Church Staff

Special Volunteer

Supported Worker
(Missionary)

3 WAYS VIPP SERVES CHURCH

3 WAYS TO PRAY FOR THE VIPP
