

BIBLE TRUTH 10, LESSON 2: PLANNER/OVERVIEW

GETTING STARTED: Welcome and Opening Songs (*introduce unit and get kids moving with these songs*)

Welcome to Praise Factory: PFI: Praise Factory Investigators Theme Song *PFI ESV Songs 12 CD, Track 1*

Rules to Help Us Worship God and Love Others: WoGoLOA Classroom Rules Song
PFI ESV Songs 12 CD, Track 2

Big Question Under Investigation: Big Question 12 Songs *PFI ESV Songs 12 CD, Tracks 3,4*

Big Question Bible Verse: Ephesians 5:1-2 Song: *PFI ESV Songs 12, Track 5*
Extra Bible Verse Song: Let Everyone Who Names the Name: 2 Timothy 2:19,22, ESV PFI ESV Songs 12, Track 6

DIGGING DEEP DOWN: Key Concept and Story (*introduce the Bible Truth and tell the related story*)

Bible Truth 10: God's People Say "No" to Temptation

Bible Truth Hymn: Sweet Hour of Prayer, v.1 *PFI ESV Songs 12, Track 34*

Bible Verse: 1 Corinthians 10:13

Bible Verse Song: No Temptation *PFI ESV Songs 12, Track 35*
Extra Bible Verse: No Temptation Has Overtaken You, 1 Corinthians 10:13, ESV PFI ESV Songs 12, Track 36

Lesson 2 Story of the Saints: The Case of the Courageous Couple

TAKING ACTION: Response Activities (*choose from among these activities*)

Snack and Discussion Planner: Chinese Food and American Baby

ACTS Prayer: Prayer Sheet

Bible Truth Review: Discussion Questions and Game: Inspecting the Troops

Bible Truth Hymn: Sweet Hour of Prayer, v.1 *PFI ESV Songs 12, Track 34*
Song, Sign Language and Song Game: Word Take Away **PFI ESV SONGS 12 BOOK or ONLINE**

Bible Verse Review: 1 Corinthians 10:13 Discussion Sheet and Game: Take a Step Back

Bible Verse Song: No Temptation *PFI ESV Songs 12, Track 35*
Song, Sign Language and Song Game: Big Voice, Little Voice **PFI ESV SONGS 12 BOOK or ONLINE**

Story Review: Discussion Questions and Game: Triple Play Baseball

Case Replay, Jr: Drama Activity for Youngest Children (children do same story actions together)

Case Replay, Sr: Drama Activity for Most Children (children re-tell story with individual parts)

Craft: John and Betty Stam, Comfortably at Home in America

VIPP (Very Important Prayer Person) Prayer Time: Coloring Sheets (back of book) and Game: Picture Run

TAKING IT HOME: Take Home Sheet for Review and Family Devotions

PFI Pronto: Bible Truth 10, Lesson 2 **PFI ESV PRONTOS 12 BOOK or ONLINE**

The Case of the Courageous Couple

by Connie Dever

Our story is called:**The Case of the Courageous Couple.****As you listen to the story, see if you can figure out:**

1. Who were the courageous couple?
2. Who helped them be courageous? What temptations did they have to fight?

This story is not in the Bible. It is a true story about God's people and it starts out long ago in 1293, in Venice, Italy.

Excited and relieved, Marco Polo, his uncle Niccolo, and his father, Maffeo returned home to Venice. Marco had been only seventeen when they left. Now, after twenty-four years of exploring Central Asia and China, he returned home a middle-aged man of forty-one. Oh, what stories he have to tell!

"We saw tall, rugged, snow capped mountains, deep gorges, powerful rivers. Peoples with jet black hair, yellow-toned skin and beautiful, slanted eyelids. And oh, what amazing things they made: gunpowder and firecrackers; coal; shiny silk clothes; fans; umbrellas; and even ice cream! They flavor their foods with the most wonderful spices: ginger, cinnamon, and pepper," Marco told the people of Venice.

"These Chinese may have wonderful things that we don't have, but they don't have the Bible or know the good news of Jesus," Marco continued. "Kubla Khan, the Chinese Emperor, and asked us to send one hundred trained men each them about Jesus."

How wonderful! Surely one hundred Christians would leap at the idea of telling the people of China about Jesus! But it wasn't the case. "We won't survive the long journey! What if the Polos are lying? What if Kublai Khan decides he doesn't like the good news of Jesus, he might kill us?" most men thought.

Instead of saying "no" to their tempting fears and trusting that the Lord could and would take care of them, they refused to go. In the end, only two men went. Soon, even these men gave into fear and returned home without sharing the good news of Jesus with anyone.

The Chinese people had to wait hundreds of years for someone else to come to their country and tell them

about Jesus and the Bible. Who were these brave people? The men and women of the China Inland Mission.

"We want two hundred people who will risk their lives for China. Who will go?" asked the China Inland Mission in 1930.

Once more there were great opportunities in China, like in Marco Polo's day. But once more, there were also great dangers that caused many to fear.

"It's too dangerous to go to China now," many said. "The Communists are taking over the country. They want to stamp out all religion, especially Christianity. They are killing Chinese believers as well as missionaries. They will probably kill us if we go," they feared.

These people were right. They would have to risk their lives to go to China. But they were wrong, too: Wrong to give into their temptation to fear. If God wanted them to go, He would take care of them according to His perfect will.

While many refused to go to China, Betty Scott and John Stam chose to go. Why? Betty, herself, said it well: "I want to use this one life of mine however it will produce the most good for God. Where it is, I want it to be God's choice for me and not my own." Betty and John were certain God wanted them to go China. No temptation to fear would keep them away.

Not long after John and Betty were in China, they were married and had a baby girl named Helen. When Helen was just eight weeks old, the Stams prepared to travel to the mountain town of Tsingteh. They would travel there on foot, with little more than Bibles, and whatever food, bedding and clothes they needed for the long, hard journey. They were going there to help the few Chinese Christians who already lived there and

Story-telling Tips**Ahead of time:**

1. Read the Bible verses and story. Pray!
2. Create story cue cards on index cards (or highlight text).
3. Practice telling story dramatically, timing your presentation. Shorten, if necessary to fit your allotted time.
4. Decorate area with story props that help bring your story alive.

During your presentation:

1. Maintain as much eye contact as possible as you tell the story. Point to/use props at important points in the story. Include the kids in your story with a few questions about what they think will happen or words/concepts that might be new to them.
2. Watch the kids for signs that their attention span has been reached. Shorten, if necessary.

share the good news of Jesus with the many who had never heard.

“Don’t go there!” they were warned by some. “The Communists are coming! They will kill you.”

John and Betty had heard the same frightening rumors, but that did not stop them from going. “We won’t give into the temptation to fear,” they said. “God has brought us here and wants us to go to Tsingteh. We will trust Him!”

As they traveled to Tsingteh, John and Betty told everyone the wonderful good news of Jesus. Many listened and believed. They eagerly accepted the Chinese Bibles the Stams offered them. How glad Betty and John were that they had not been tempted to give into fear, but had trusted the Lord and had come to China! These new Chinese believers were the very people Betty had longed to give her life to help!

At last, the Stams arrived at Tsingteh—a walled town with many ancient, crumbling stone palaces, set among towering mountains. There, Betty and John settled happily into encouraging the Chinese Christians and sharing the gospel with many others. They eagerly looked forward to serving the people of Tsingteh for many years to come.

But that was not to be. Just two weeks after the Stams arrived in Tsingteh, Communist soldiers invaded the city in a surprise attack. There was no time to escape. All the fearful things that had kept others from coming to China, began to happen to the Stams.

The soldiers arrested the Stams and said, “Give us \$20,000 or we will kill you!”

John and Betty did not have \$20,000 to give. They were only poor missionaries. Even if they had the money to give, they knew there was little hope that soldiers would really release them. They knew the Stams were Christians. They surely planned to kill them.

What would the Stams do now? It would be easy to be overwhelmed with fear for themselves and for their baby girl. Would they give into the temptation to fear? No, they would not. The Lord gave them courage instead to face the situation with peace and kindness, not with fear. With great calmness, John and Betty offered tea and cakes to the soldiers, and tried to talk with them. The soldiers refused to listen and began to

plan what to do with the Stams.

“Please, before you take us away,” John Stam pleaded, “can I write to my boss?” Reluctantly the soldiers agreed to his request. John Stam wrote:

By Life or By Death

Tsingteh, An. Dec. 6, 1934

To the China Inland Mission in Shanghai

Dear Brethren (Brothers),

My wife, baby and myself are today in the hands of the Communists in the city of Tsingteh. Their demand is twenty thousand dollars for our release.

The soldiers have taken everything we have, but we praise God for peace in our hearts and a meal tonight. May God give you wisdom in what you do, and us strength, courage and peace of heart. He is able—and a wonderful Friend in such a time.

Things happened so quickly this morning. They were in the city just a few hours. There was no time to prepare to leave. We were just too late.

The Lord bless and guide you, and as for us, may God be glorified whether by life or by death.

In Him, John C. Stam

Then the soldiers marched the Stams to Miaosheo, another mountain town twelve miles away. There, they planned to kill them. The next day, the soldiers came for the Stams. Betty quickly hid little Helen along with John’s letter underneath a blanket, hoping that someone would rescue her before the soldiers found her.

“Come with us,” the soldiers commanded John and Betty, never noticing the hidden baby.

The soldiers led the Stams down the street and to a hill outside of town to be killed. The town’s people shouted insults at them as they passed by. Surely now the Stams would give in to the temptation to panic! There was so much to fear: How would they die? What would happen to baby Helen Priscilla when they were gone? But no. Not even then did the Stams give in to fear. They trusted the Lord, instead; and, He gave them His peace. They knelt down on that hill and with one swing of a sword, each gave up their lives.

“What peace these Christians have! How mighty must their God be!” thought many of the townspeople who watched the Stams die.

John and Betty Stam exchanged their short, earthly lives that day for marvelous, everlasting ones in heaven with Jesus. God cared for baby Helen, too. She was rescued by Chinese Christians who had been hiding in the hills around Miaosheo, then taken to her grandparents to be cared for. She grew up to be a follower of Jesus, too.

And what of Betty's desire for her life to be used for the most good for God? The Lord answered it in a big way. When the story of how the Stams had said "no" to fearful temptations, but trusted the Lord reached America, many more Christians volunteered to go, serve and even die in China, so that the Chinese people might hear the good news of Jesus.

Cracking the Case:

It's time to answer our Case Questions.

1. Who were the courageous couple?

John and Betty Stam.

2. Who helped them be courageous? What temptations did they have to fight?

God helped them, by His Holy Spirit, to be courageous. They had to fight the temptation to be afraid of what might happen to them if they went to China...and while they lived in China.

Something for You and Me

Our Bible Truth is:

God's People Say "No" to Temptation

Our Bible Verse is: 1 Corinthians 10:13

"No temptation has overtaken you that is not common to man. God is faithful, and he will not let you be tempted beyond your ability, but with the temptation he will also provide the way of escape, that you may be able to endure it."

John and Betty Stam faced great temptations to fear, but they chose to trust the Lord and obey Him instead. Nothing meant more to them than to serve Him and let others know about Him--not even their earthly lives, themselves. With joy they endured suffering, know that the Lord was with them through it all and would soon welcome them into His heavenly kingdom forever.

What about God's people today? What should they think about when faced with temptation? Will they give into it? They don't have to. Instead, they can ask God to

provide a way out of it so they can stand up under it. He will help them, just like He helped the Stams.

How can we become God's people and know His help in temptation? By turning away from our sins and trusting in Jesus as our Savior.

Let's praise God for being great enough to help the Stams keep trusting Him, even in death...and for being great enough to do that for His people today, too. Let's ask Him to help us to turn away from our sins and trust Him as our Savior. Let's ask Him to help us to think of Him when faced with temptation. Let's ask Him to help us stand up under every temptation and trial we face, even death itself. Let's ask Him to give us willing hearts to be used wherever and however we can be of the most heavenly good to this world, without giving into fear.

Close in prayer.

Closing ACTS Prayer

A God, we praise You for being the Giver of Strength to Fight Temptation, even when we face death!

C God, we confess that often we choose to fear instead of trust You to help us do whatever You want us to do. We need a Savior!

T God, we thank You for always being worthy of our trust. Thank You that You are always with us. Thank You that we can always cry out to You and ask for Your help.

S God, work in our hearts. Help us to confess our sins, turn away from them and trust Jesus as our own Savior. Help us not to let fear keep us from doing whatever You want us to do. Use us to tell others about Jesus that they might come to know Him as their Savior.

Special Words

Temptation: Something we want to do, even though we know it is wrong.

Communism: A kind of government that believes that no one should have their own property, but everything should be shared in common. In practice, communist countries have been known for discouraging people from being Christians, by not allowing them to have Bibles and Christian books; or, gather in churches. Many times, Christians have been hurt, put in jail and even killed in these countries.

ACTS PRAYER ACTIVITY

Use this sheet to write down your ACTS Prayer

Instructions:

Use this sheet to help the children apply the Bible Truth into a prayer. You can use the ACTS provided or even better, have the kids think of their own applications. Also have the children add their personal requests to the prayer, too. Lead the children in the prayer or let them pray sections, with your help. Never force a child to pray! Non-readers can participate by you whispering a section of the prayer into their ear and allowing them to pray it aloud for the group.

ADORATION:

Praise God for being so Merciful that He never allows His people to be tempted more than they can bear.

God, we praise You for being.....

Add your own Adorations:

CONFESSION:

Confess that many times we give into temptation instead of asking for God's help and looking for His way out of it. We need a Savior to save us from our sins!

God, we have sinned against You....

Add your own Confessions:

THANKSGIVING:

Thank God for His promise to always show His people a way out of the temptation to sin. Thank God for sending Jesus to take the punishment for sins of His people, all those who would ever turn away from their sins and trust in Him as their own Savior.

God, we thank You for...

Add your own Thanksgivings:

SUPPLICATION:

Ask God to work in our hearts that we might turn away from sin and trust Jesus as our own Savior. Ask God to help us to understand how much He hates sin and help us to resist temptations that we wouldn't sin against Him. Ask Him to fill us with the Holy Spirit who can help us say "no" to sin.

God, we need Your help...

Add your own Supplication:

SNEAKY SNACK

Can you figure out how this snack relates to the story?

Snack: Chinese Food and American Baby

Simple Chinese food, such as Ramen noodles—can even try it with chop sticks! Or, baby under the blankets: Refrigerator crescent rolls with hot dog wrapped in it.

This is only a suggestion. Feel free to modify. Be mindful of allergy issues among your children!

Case Tie-in: The Stams chose not to give into fear and go to China to tell the people there the good news of Jesus. While there, they had a baby girl named Helen. Helen was rescued by the Chinese Christians and taken to her grandparents to be raised.

SOUL FOOD

Food for thought during snack time

1. What does the snack have to do with the story?

Choose a few questions from the other activity discussion sheets to talk about during this snack time.

2.

3.

4.

5.

6.

7.

Directions: Read and discuss Bible Truth, using a FEW of the questions. Play game. Feel free to modify the game to fit your children.

God's People Trust Him

Temptation is thinking about doing something wrong. It isn't wrong to be tempted, but it is wrong to say "yes" to temptation and go ahead and do what you are tempted to do. That is sinning. All of God's people are tempted to do wrong. Sin in their hearts whispers to them to disobey God. Sin in the world around them looks attractive to them. Even Satan works to tempt God's people to forget God's good ways and to sin. Jesus, God's very own Son, was tempted to sin in every way as we are, but He never sinned. Sometimes Often it's very hard to say "no" to temptation. God promises to always provide His people a way out of temptation without sinning. He gives them His Word to remind them of Himself, His good commands and His power to help them. He gives them the Holy Spirit to work in their hearts and help them to turn away from tempting sin. But even when God's people do give into temptation and sin, He graciously forgives them through Jesus. Praise God for being so merciful!

Understanding the Bible Truth

1. What is temptation? *Thinking about doing something wrong.*
2. What is the difference between being tempted and sinning? Why is being tempted not sinful? *Being tempted is thinking about doing something wrong, while sinning is going ahead and doing it. Being tempted isn't wrong because it isn't actually doing the sinful thing.*
3. What different ways do temptations come to us? *Sin in our hearts whispers to us to disobey God; sin in the world around us/other people tempts us to sin, too; and, even Satan, himself, can tempt us to sin.*
4. Who was tempted in every way, yet without ever sinning? *Jesus.*
5. How does God promise to help His people as they face temptation? *To never allow them to be tempted more than they can bear; to always provide a way out so they do not have to sin.*
6. How does God use the Bible to help His people not give into temptation? *He uses it to remind them of Himself, His good commands and His power to help them.*
7. How can the Holy Spirit help God's people when they face temptation? *He can work in their hearts and helps them to turn away from tempting sin.*
8. What should God's people do when they do give into temptation and sin? *They should confess their sins to God and ask Him for forgiveness and help to turn away from sinning. He promises to forgive them their sins.*

Story Connection Questions

1. What temptations did the Stams face? *Temptation to fear about what would happen to them and their baby. Temptation to fear death.*

Bible Verse Connection Question

1. What does our Bible Truth have to do with our **Bible Verse: 1 Corinthians 10:13**: "No temptation has overtaken you that is not common to man. God is faithful, and he will not let you be tempted beyond your ability, but with the temptation he will also provide the way of escape, that you may be able to endure it."?
God's people will face temptations every day, but they can be encouraged that they can always say "no" to them, because He will never let them be tempted more than they can bear; and, He promises to provide a way out, so they can stand up under them.

Life Application Questions

1. What are some things God's people today can do to fight giving into temptation? *Read their Bibles so they know what is sin and what is not. Pray each day, asking God to give them strength to say "no" to temptations that will come their way. Confess their sins and temptations to others so they can be praying for them and ask them how they are doing; remember to ask God to show them the way out when they are faced with a temptation.*
2. How can we become God's people? *By turning away from our sins and trusting in Jesus as our Savior.*

BIBLE TRUTH 10 REVIEW

ACTS Questions

1. What is something we can praise God for because of this Bible Truth?

Praise God for being so Merciful that He never allows His people to be tempted more than they can bear.

2. What are sins we can confess to God because of this Bible Truth?

Confess that many times we give into temptation instead of looking for God's way out of it.

3. What is something we can thank God for because of this Bible Truth?

Thank God for His promise to always show His people a way out of the temptation to sin. Thank God for sending Jesus to take the punishment for sins of His people, all those who would ever turn away from their sins and trust in Him as their own Savior..

4. What is something we can ask God for because of this Bible Truth?

Ask God to work in our hearts that we might turn away from sin and trust Jesus as our own Savior. Ask God to help us to understand how much He hates sin and help us to resist temptations that we would not sin against Him. Ask Him to fill us with the Holy Spirit who can help us say "no" to sin.

The Gospel

1. We are all sinners who have given into temptation and sinned...many, many times. We all deserve God's punishment. Is there any hope for us? What is it? What is the gospel?

God is the good Creator and King of the world. He made people to worship Him and live by His good laws. But we are all sinners who have rebelled against Him. We all deserve death--God's just, eternal punishment for our sins. How terrible! But God has good news for us. In His great mercy, God sent His Son Jesus to earth to save sinners. Yes, Jesus, the perfect Son of God, left His home in heaven and became a man. He lived the perfect life that pleases God. (He's the only one who has ever done that!) He offered it up to God His Father as the perfect sacrifice for sins when He suffered and died on the cross. Then, on the third day, Jesus rose from the dead in victory. He had fully paid for the sins of God's people, so they wouldn't have to! Now all who turn away from their sins and trust in Jesus as their Savior will receive forgiveness of sins and eternal life with God. They will be His very own special people who will know Him and enjoy Him forever. We can be God's people, too, if we turn from our sins and trust in Jesus as our own Savior.

Game: Inspecting the Troops

Materials

Crown (if desired)
Bible Truth Questions

Preparing the Game

1. Choose 20+ questions for your game from the Bible Truth Discussion Questions, or make up your own.
2. Write the Bible Truth questions on small thin strips of paper (or make a photocopy of the Bible Truth Discussion Questions and simply cut them into strips) and put them in the bag/bowl.

Playing the Game

Tell the children that they are the Queen's/King's soldiers and are to follow her/his every command. Have the soldiers march, pretend to hold out their swords, ride their horses, etc. Then, finally have them stand at attention, very still and showing no emotion. Tell them that you are the Queen/King and have come to inspect the troops. (Put on the crown). You have to remove anyone who is not very straight and still, and show no emotion. As you inspect the troops, make faces or say things to try to get the troops to break into a smile, etc. Watch them for movement. Whoever breaks a smile or moves, etc. told to step forward and must answer a question to be reinstated to the Troops. If it is just one soldier, he/she may choose two other soldiers to help them answer the question. If the soldier (and the soldiers he chose to help him) answer the question correctly, everyone goes back into the line. If they get it wrong, they must wait out one turn. If desired, let some of the children take turns being the king/queen.

Game continues as number of questions, time, and attention span allow.

NOTE: Have the children who remain out help you to give commands to the troops.

Non-competitive Option

Don't exclude the soldiers from the Troops, even if they get the wrong answer. Do put the answer back in the bag to be reviewed again.

Optional TAKING IT TO OTHERS Activity: Quiz Questions

Have the children choose a few of the questions from the game to ask the parents/other children during TAKING IT TO OTHERS time. Help pre-readers by whispering the question in their ear and letting them ask it aloud to the parents/other children. Make sure you read the Bible verse aloud before you ask your questions.

Directions:

1. Write words to song in large print before class.
2. Play the song for the children, helping them follow along on the song sheet.
3. Discuss the song, using a few questions from the discussion sheet. *Don't use them all!*
4. Introduce sign language for key words of your choice from sign language sheet for your song. Use as few or as many as you think the children can learn.
5. Sing and sign the song. Sign language as well as large format lyrics and sheet music are found in the PFI Unit Songbook or online.
6. If desired, play the Song Game.

Optional TAKING IT TO OTHERS Activity: Presenting and Singing the Song

1. Sing and sign the song, encouraging the watching children/parents to join in.
2. Ask the class some of the questions listed below. The Bible Truth Connection Question is particularly good to help them understand how the song ties in with the Bible Truth.

Sweet Hour of Prayer

Verse 1

Sweet hour of prayer, sweet hour of prayer,
That calls me from a world of care
And bids me at my Father's throne
Make all my wants and wishes known!
In seasons of distress and grief,
My soul has often found relief,
And oft escaped the tempter's snare
By thy return, sweet hour of prayer.

Listen to it on PFI ESV Songs 12, Track 34

Understanding the Song

1. What does prayer time call God's people from and bids them to; and what does that mean? *It calls them from "a world of care" and bids them to their "Father's throne." That means that they take time to stop thinking about all the worries of the world and think about. It doesn't mean actually standing in front of a real throne, but remembering who God is: the sovereign, all-powerful King, who loves His people as their heavenly Father.*
2. What can God's people make known to God? *All their wants and wishes.*
3. What are seasons of distress and grief? *Not a season like spring, summer, fall, winter; but times of worry, fear and sadness.*
4. What does God give to His people's souls when they pray to Him in times of distress and grief? How? *Relief. He comforts them by His Spirit & by bringing the truth of His Word to mind as they pray.*
5. What does escaping the tempter's snare mean? *Satan is called the tempter because he tempts people to sin. A snare is like a trap set for a wild animal. The tempter's snare would be any situation that Satan hopes to use to tempt us to sin.*
6. What often is a help in escaping the tempter's snare? *By returning to pray, over and over.*
7. Do God's people have to spend an hour of prayer for God to help them? *No. Hour doesn't always mean sixty minutes. It also means a time set aside to do something. The song is saying that regular times in prayer are what help God's people in difficult times, such as when they are sad, worried or being tempted.*
8. Why does the song call the hour of prayer "sweet"? *Not because it is sugary, but because God's people come to love prayer time for what a delight it is to their soul's in hard times, just as dessert is a delight to our mouths. It becomes one of the best part of the day because they spend time with God who loves them most of all and who will help them in every situation they are in.*
9. How can we become God's people, for whom the words of this song are true? *By turning away from our sins and trusting in Jesus as our Savior.*

Bible Truth Connection Question

1. How does this song relate to our Bible Truth: **God's People Say "No" to Temptation?**
God's people receive the strength to escape temptation through taking time each day to pray.

Story Connection

1. How does this song relate to today's story? *From the beginning, Betty and John Stam prayed to God that He would use them where they would be of greatest heavenly use and not give into any temptation to fear about where He might send them or what He might use them to do. After being arrested, the Stams faced the "tempter's snares" to fear the soldiers and what they would do to themselves and to their baby. Both they and the Chinese Christians around them prayed to God to give them strength. He answered their prayers by giving them courage and peace even to death.*

Bible Verse Connection

1. What does this hymn have to do with our Bible Verse: **1 Corinthians 10:13**: "No temptation has overtaken you that is not common to man. God is faithful, and he will not let you be tempted beyond your ability, but with the temptation he will also provide the way of escape, that you may be able to endure it.?"

God helps His people escape temptation through prayer. By the Holy Spirit and through His Word, He shows them a way out of the temptation. He shows them His promises to help them. He reminds them of Himself and His good commands. He reminds them of the terrible things that happen as a result of sin. All these things help God's people fight temptation.

Life Application Questions

1. How can God's people be affected by the message of this song?

They can be encouraged to pray to God for help in times of temptation, to give them what they need, and for comfort in hard or sad times. They can remember that God their Father bids them to come to Him in prayer. He delights to hear their prayers and answer them according to His good and perfect will.

2. What is the prayer and life change that God desires all people to make? *To turn away from their sins, confess them to God and trust in Jesus as their Savior.*

ACTS Questions

1. What is something we can praise God for from this hymn?

Praise God for being the God who Answers the Prayers of His People..

2. What are sins we can confess to God from this hymn?

That many times we choose not to pray to God and ask for help against temptation. We are sinners in need of a Savior!

3. What is something we can thank God for from this hymn?

We can thank God for answering His people's prayers to escape temptation, as well as their prayers for the things they need or for comfort during hard or sad times.

4. What is something we can ask God for from this hymn?

That God would work in our hearts that we confess our sins, might turn from our sins and trust Jesus as our Savior. We can ask Him to help us to pray to Him about all our temptations as well as our needs and other concerns.

Gospel Question

1. How can we know God as our Heavenly Father since we are all sinners? What has He done to make this possible? What is the gospel?

God is the good Creator and King of the world. He made people to worship Him and live by His good laws. But we are all sinners who've rebelled against Him. We all deserve death--God's just, eternal punishment for our sins. How terrible! But God has good news for us. In His great mercy, God sent His Son, Jesus to earth as a man to save sinners. He lived the perfect life that pleases God. (He's the only one who's ever done that!) He offered it up to God His Father as the perfect sacrifice for sins when He suffered and died on the cross. Then, on the third day, Jesus rose from the dead in victory. He had fully paid for the sins of God's people, so they wouldn't have to! Now all who turn away from their sins and trust in Jesus as their Savior will receive forgiveness of sins and eternal life with God. They will be His very own special people who will know Him and enjoy Him forever. We can be God's people, too, if we turn from our sins and trust in Jesus as our own Savior.

Song Game: Word Take Away

Materials

Sign Language Signs and Song

White board and marker

Eraser

Preparing the Game

1. Write the words to the song on a white board.

Playing the Game

1. After children have learned the song and signs well, then tell the children that you are going to leave out words from the song (that you've learned signs for) and just do the sign in its place.

2. Have the children help you choose a word to take out. Erase the word from the board. Review the sign the for erased word.

3. Sing the song, trying to remember to NOT sing the word and do only the sign.

4. Continue to take out words until all of the words (with signs) have been taken out.

Game continues as number of questions, time, and attention span allow.

choose a FEW questions for discussion, then choose the game and/or music activity

Meditation Version: 1 Corinthians 10:13

“No temptation has overtaken you that is not common to man. God is faithful, and he will not let you be tempted beyond your ability, but with the temptation he will also provide the way of escape, that you may be able to endure it.”

Alternate Memory Version: 1 Corinthians 10:13

“He will not let you be tempted beyond your ability, but with the temptation he will also provide the way of escape, that you may be able to endure it.”

Understanding the Bible Verse

1. What is a temptation? *Something wrong that you think about doing, usually because you think you will get something you want by doing it.*
2. Is it a sin to be tempted? *No. We sin when we give in to the temptation and actually do something sinful.*
3. What kind of temptations overtake us? *Ones that are common to man; that is, ones that lots of people experience.*
4. How does God show His faithfulness to His people when they are tempted? *He doesn't let them be tempted beyond what they can bear. He will provide a way out so we can resist it without sinning.*
5. How is God able to not let us be tempted beyond what we can bear? *He is omnipotent—all powerful. He is control over all things, even how much we are allowed to be tempted.*
6. What does it mean to be able to stand up under a temptation? *To feel the desire to do what you are tempted to do and to not do it.*

Bible Truth Connection Question

1. What does this verse have to do with the **Bible Truth: God's People Say “No” to Temptation?**

While God's people will face temptations every day, but they can be encouraged that they can always say “no” to them, because He will never let them be tempted more than they can bear; and, He promises to provide a way out, so they can stand up under them.

Story Connection Questions

1. What temptations did the Stams face? *Temptation to fear what would happen to themselves and their baby. Temptation to fear death.*
2. How did the Lord help the Stams stand up under the temptations they faced? *He gave them strength to trust in Him, courageously and peacefully, even as they died.*

ACTS Questions

1. What is something we can praise God for from this Bible verse? *Praise God for being so merciful that He never allows His people to be tempted more than they can bear.*
2. What are sins we can confess to God from this Bible verse?
That many times we choose to sin when we are tempted, instead of looking to God to show us a way out. We need a Savior to sin us from our sins!
3. What is something we can thank God for from this Bible verse?
We can thank God for always making a way out of temptation for His people.
4. What is something we can ask God for from this Bible verse?
We can ask God to work in our hearts that we would want to confess our sins, turn away from disobeying Him and trust in Jesus as our Savior. We can ask Him to help us to see and take the way out of temptation each time we face temptation.

Life Application Questions

1. How can God's people today glorify God by standing up under temptation? *They show others that loving God and doing what pleases Him is even more satisfying than whatever pleasure they would get from giving into the temptation. They show that God is faithful and can be trusted to help them to not sin.*
2. What should God's people today do if they give into temptation and sin? *They should confess their sin to God, ask forgiveness and try to not keep doing it. They can pray that God would help them and ask someone else to pray for them, too.*
3. How can we become God's people? *By turning away from our sins and trusting in Jesus as our Savior.*

The Gospel

1. We are all sinners who have given into temptation to sin, many, many times. We all deserve God's punishment. Is there any hope for us? What is it? What is the gospel?
God is the good Creator and King of the world. He made people to worship Him and live by His good laws. But we are all sinners who have rebelled against Him. We all deserve death--God's just, eternal punishment for our sins. How terrible! But God has good news for us. In His great mercy, God sent His Son Jesus to earth to save sinners. Yes, Jesus, the perfect Son of God, left His home in heaven and became a man. He lived the perfect life that pleases God. (He's the only one who has ever done that!) He offered it up to God His Father as the perfect sacrifice for sins when He suffered and died on the cross. Then, on the third day, Jesus rose from the dead in victory. He had fully paid for the sins of God's people, so they wouldn't have to! Now all who turn away from their sins and trust in Jesus as their Savior will receive forgiveness of sins and eternal life with God. They will be His very own special people who will know Him and enjoy Him forever. We can be God's people, too, if we turn from our sins and trust in Jesus as our own Savior.

Game: Take a Step Back

Materials

Bible verse written up in large print so that all can see
1 beanbag for every 2 children

Preparing the Game

None.

Learning the Verse

Some or all of your children may be non- or early readers. Teach the verse in sections, having them say it after you. Repeat a few times. Add clapping or other movement as they say it.

Directions

1. If desired, lead the children in a discussion of a **FEW** of the most important questions before beginning game.
2. Explain the game to them as follows:
Pair up the children, giving a beanbag to each pair. Line up one child from each team, then have the partners face their team partner, about one foot apart from each other, forming a second line. Have all the children say the verse together, then have the partner throw the beanbag to the other partner. Those who successfully catch the beanbag stay in for the next round. Have each child take a step back. Lead the children in saying the verse again, then have them throw the beanbag to their partner. Those who successfully catch the beanbag stay in for the next round. Have the children take another step back, and so on. Continue until only one team remains.

Alternate Play: Continue to allow all children to play the game, even if they drop their beanbag, but keep track of how many successful catches each team makes. The team with the most successful catches, wins.

Game continues as time and attention span allow.

Optional **TAKING IT TO OTHERS** Activity: Quiz Questions

Have the children choose a few of the questions from the game to ask the parents/other children during **TAKING IT TO OTHERS** time. Help pre-readers by whispering the question in their ear and letting them ask it aloud to the parents/other children. Make sure you read the Bible verse aloud before you ask your questions.

Directions:

1. Write words to song in large print before class.
2. Play the song for the children, helping them follow along on the song sheet.
3. Discuss the song, using a few questions from the discussion sheet. *Don't use them all!*
4. Introduce sign language for key words of your choice from sign language sheet for your song. Use as few or as many as you think the children can learn.
5. Sing and sign the song. Sign language as well as large format lyrics and sheet music are found in the PFI Unit Songbook or online.
6. If desired, play the Song Game.

Optional TAKING IT TO OTHERS Activity: Presenting and Singing the Song

1. Sing and sign the song, encouraging the watching children/parents to join in.
2. Ask the class some of the questions listed below. The Bible Truth Connection Question is particularly good to help them understand how the song ties in with the Bible Truth.

No Temptation

No temptation has overtaken you,
That is not,
Common to man,
God is faithful,
He will not let you be,
Tempted beyond,
Your ability,
But with the temptation
He will also provide,
The way of escape,
So that you might be able to endure it.

Listen to it on PFI ESV Songs 12, Track 35

Song Game: Big Voice, Little Voice

Materials

Song
Sign language signs used in the song printed out onto little cards
Blindfold

Preparing the Game

None.

Playing the Game

1. Practice the song and signs until the children know them well. Then tell them: "Children, we are going to hide a sign language sign and see if one of you can find it... with a little help from the rest of us!"
2. Choose someone to be "It" and blindfold them. Choose another child to hide one of the sign language cards. When it's hidden, "It" can remove the blindfold and begin to look.
3. The rest of the children will sing the song in a louder voice when "It" gets closer to the hidden sign and quieter when "It" gets further from the sign.
4. When "It" finds the hidden clue, another "It" is chosen and play begins again.

Game continues as number of questions, time, and attention span allow.

STORY REVIEW

Directions: Read and discuss Bible Truth, using a FEW of the questions. Play game. Feel free to modify the game to fit your children.

General Story Questions

1. Where had the Polos been for 24 years? *Exploring the Far East, including China.*
2. What did they tell the people of Venice about China? *What the lands and peoples were like; about their inventions, their spices. About Kublai Khan.*
3. What inventions did they see? *Ice cream, umbrellas, fans, etc.*
4. What did Kublai Khan want them to send back to him and his people? Why? *100 men to tell them about Jesus and the Bible because they had never heard about them before the Polos came. They wanted to understand and believe.*
5. How many men went back to China? Why so few? *Only two went back. Everyone else gave into temptations about the dangers of the journey.*
6. How many years did the Chinese have to wait before someone came to tell them about Jesus? *Hundreds of years.*
7. How many people did CIM want to go to China? Why didn't they get that many? *Two hundred. Many gave into the temptation to fear the Communists who were taking over the country and killing many people, including the Christians.*
8. Why did the Stams go to China anyway? *They wanted to go wherever the Lord wanted them to go so that their lives might be of the most heavenly good to the world. They would listen to God, not give into the temptation to fear being killed.*
9. What was the journey up to Tsingteh like? *Through the mountains, on foot, carrying their things. Very difficult.*
10. Who did the Stams talk to on there way to Tsingteh? About what? *They talked the Chinese people along the way about Jesus and the Bible.*
11. How did the Chinese in Tsingteh and on the way to Tsingteh react to the good news of Jesus? *They were eager to hear and believe. They wanted Bibles to read.*
12. Why didn't the Stams get to stay in Tsingteh long? *Communist soldiers snuck in and arrested them.*
13. What temptations did the Stams face when the Communists arrested them? *Fearing for their lives and what would happen to their daughter.*
14. How did the Stams keep their baby save? *They hid her under a blanket.*
15. Why did the people who watched the Stams as they went to die think their God was mighty? *Because they never gave into fear, but kept trusting in Him, even with their lives and deaths.*
16. What happened to Helen Priscilla? *She was rescued by Chinese Christians and taken to her grandparents.*
17. What did people do when they heard about the Stams' death? *They decided to say "no" to the temptation to fear and wanted to go to China, too.*

Bible Truth Connection Questions

1. What does this story have to do with our Bible Truth: God's People Say "No" to Temptation? *Even when they knew they were to die, never did the Stams give into the temptation to fear. They kept trusting the Lord.*

Life Application Questions

1. Are there still places in the world that need to hear about Jesus? *Yes!*
2. Why is it so important that Christians tell others about Jesus? *Because Jesus commanded His people to go into every part of the world and tell them about salvation through Him. This is the only way for people to be saved from their sins. Also, because God has planned for His people to be from every people on earth. Spreading the good news of Jesus brings honor and glory to God's great name.*
3. What does God call us to do in response to the good news of salvation through Jesus, the same message the Stams took to China? *To turn away from our sins and trust in Jesus as our Savior.*

Bible Verse Connection Question

1. What does the story have to do with our **Bible Verse: 1 Corinthians 10:13**: "No temptation has overtaken you that is not common to man. God is faithful, and he will not let you be tempted beyond your ability, but with the temptation he will also provide the way of escape, that you may be able to endure it?"

The Stams faced the temptation to fear about many things, even losing their lives. But God helped them with them all. Even as they did face death, He gave them courage to trust Him to help them and to use it for great good.

ACTS Questions

1. What is something we can praise God for being that we learned in our story? *Praise God for being the Giver of Strength to Trust Him even during a great temptation to fear.*

2. What is something we can confess as sin that we learned in our story? *Confess that many times we are not like the Stams who trusted God, but like the others who heard of the dangers and chose to give in to fear. We would rather keep ourselves safe than trust God with our lives. We all need to confess our sins to Him and ask His forgiveness! We need a Savior!*

3. What is something we can thank God for that we learned in our story? *We can thank God giving many of His people courage to go to dangerous places to tell others about Jesus. We can thank Him for using the Stams to bring many people to know God and trust Jesus as their Savior.*

4. What is something we can ask God for that we learned in our story? *We can ask God to work in our hearts, helping us to confess our sins, turn away from them and trust Jesus as our own Savior. We can ask Him to help us to trust in Him and to turn away from fear. We can ask Him to help us, by His Holy Spirit, to do whatever it is that He wants us to do with our lives.*

The Gospel

1. What was the good news of salvation through Jesus that the Stams lived and died to tell the people of China? What is the gospel?

God is the good Creator and King of the world. He made people to worship Him and live by His good laws. But we are all sinners who have rebelled against Him. We all deserve death--God's just, eternal punishment for our sins. How terrible! But God has good news for us. In His great mercy, God sent His Son Jesus to earth to save sinners. Yes, Jesus, the perfect Son of God, left His home in heaven and became a man. He lived the perfect life that pleases God. (He's the only one who has ever done that!) He offered it up to God His Father as the perfect sacrifice for sins when He suffered and died on the cross. Then, on the third day, Jesus rose from the dead in victory. He had fully paid for the sins of God's people, so they wouldn't have to! Now all who turn away from their sins and trust in Jesus as their Savior will receive forgiveness of sins and eternal life with God. They will be His very own special people who will know Him and enjoy Him forever. We can be God's people, too, if we turn from our sins and trust in Jesus as our own Savior.

Game: Triple Play Baseball

Materials

- 4 carpet squares or construction paper for bases
- 3 balls of different sizes, such as a foam ball, tennis ball, and soccer ball.
- A basket or cardboard box
- Masking tape
- Paper and pencil
- Story Review Questions

Preparing the Game

1. Choose 20+ questions for your game from the Story Review Discussion Questions, or make up your own.
2. Place the carpet squares at the four corners of a diamond, like for baseball, approximately 10 feet apart.
3. Place the basket with the balls in it next to "home" base.

Playing the Game

Divide the children into two teams. Team A will be up to bat, Team B will be out in the field. One player from Team B stands behind the batter as catcher. The leader will read a question to the batter. If the batter answers it correctly, he then picks up all three balls from the basket and tosses them out into the "field" in rapid succession. He then tries to run as many bases as possible around the diamond,, touching each base ,before the Team B players in the field return all three objects to the catcher who puts the balls into the box. The batter scores as many points as bases he was able to get to: 1 point for first base, 2 points for 2nd base, etc.. The next person on Team A becomes batter now, and repeats the process. A team incurs an "out" if a batter is unable to answer a question; or, if a batter is caught in between 2 bases when all the items are back in the box, then they are out. Teams switch positions after 2 outs.

Game continues until all children get to bat, or as number of questions, time, and attention span allow.

WARNING: You may want to have the children only walk (rapidly) around the bases if you have slick floors. If you do this, you can also have the catchers have to crawl on all fours/do a crab walk to slow them down.

Non-competitive Option

This game is difficult to play in a completely non-competitive way. You can take the "edge" off of the competitive nature of it by not assigning point values and simply letting each child have a chance to see how far around the bases they get on their turn. When all the children on Team A have a turn, switch batters and catchers and let the Team B children become the batters.

Optional **TAKING IT TO OTHERS** Activity: Quiz Questions

Have the children choose a few of the questions from the game to ask the parents/other children during **TAKING IT TO OTHERS** time. Help pre-readers by whispering the question in their ear and letting them ask it aloud to the parents/other children.

CASE REPLAY ACTIVITIES

Use this guide to review the Case Story and act it out for others to enjoy!

CASE REPLAY, JR: YOUNGEST CHILDREN

Description: The children will act out the story together, everyone doing the same action/sound effect at the same time. This activity is most suitable for kindergarteners.

Materials

The Case RePlay, Jr. script for younger children

Preparation

1. Read through the script and write in the blanks along the side possible actions/sound effects the children could do to act it out.

Instructions

1. Tell the children that they will be re-enacting the story together as you tell it.
2. As you read the script, lead the children in actions/sound effects to do with you.
3. If desired, you can read the script and stop at certain sentences and ask them what a good action/sound effect would be to act out what you just read.
4. Repeat the re-enactment one or two times more.

CASE REPLAY, SR: OLDER CHILDREN

Description: The children act out the story as a three-scene play. You will narrate it using the Case RePlay, Sr. script and they will act it out (no spoken words, for the most part), with each child assuming a different character's role. This activity is most suitable for first grade and up. You will review the story, then practice it a few times before performing it for others.

Materials

The Case RePlay, Sr. script
White board or other large format paper
Costumes and props

Preparation

1. Prepare for the play by choosing costumes and props for each character in the story. Decorate the area with any scenery props.
2. Write the words "Beginning," "Middle," "End" on a large piece of paper/whiteboard with plenty of space under each heading. You will use this paper to help the children think about the story as a three-scene play, as it is presented in the script.

Instructions

1. Tell the children that they will get to act out the story as a three-scene play, with a beginning, middle and end section. Tell them that before they can act it out, they need to think it out. as you narrate it with your script.
2. Take the children's answers as they recount the story, helping them put key incidents in the right order.
3. If desired, when they have filled in their Beginning, Middle, End, read through your whole (real) script, so they hear exactly what you will have them act out.
4. Then tell the children that it's time to practice acting out the story.
5. Assign parts to each child. If you are using costumes, do NOT give them out at this point. They will be a distraction.
6. Have all the children sit on the floor or in chairs on one side of the "stage," then call the characters up in place as their part in the story comes.
7. As you read the script, guide the children in where you want them to move or do to act it out.
8. After going through the whole script once, give out any costumes and props and act out the script once or twice more.

Optional TAKING IT TO OTHERS Activity: Re-enacting the Story

Read the script as the children act out together (younger) or assuming different roles (older) as the other children or the parents watch.

CASE REPLAY, JR--YOUNGER KIDS (KINDERGARTEN) P.2

Welcome to our play! The name of our story is called: The Case of the Courageous Couple.

Our story takes in 1253 and in the 1930's.

And now we present: "The Case of the Courageous Couple."

Scene 1:

Actions:

The Polos return to Venice, having been away for twenty-four years, exploring the Far East. Marco tells the people stories of the lands and peoples they saw. He brings back different inventions that the Chinese had made that people in the "West" had not seen before. He brings back spices for food. He gives them Kublai Khan's request for 100 men to teach them about the Bible and Jesus, since they do not know anything about them. People gave into temptation to fear risking their lives to tell the Chinese about Jesus. Only two men go and even they soon come back without telling anyone about Jesus.

Scene 2:

Hundreds of years later, the China Inland Mission begins to send people to China to tell them about Jesus and the Bible. They want 200 people to go to China, but many people are too frightened of the Communists taking over China to go. They don't want to die. Betty Scott and John Stam did not give into the temptation to fear, they went to China. They got married soon after arriving there and had a little baby, Helen Priscilla. They were to go to Tsingteh to work at a mission station started by CIM and then left a couple of years earlier. Some warned them not to go because of the Communists. The Stams knew this was what the Lord wanted them to do, so they did not give into the temptation to fear. They journeyed 200 miles on foot with their belongings through the mountains to Tsingteh. As they went they told many about Jesus and gave them Bibles. They were glad they had made the trip. The Chinese people were so eager to hear and believe in Jesus. They began to settle in Tsingteh. They found the Chinese very eager to hear more about Jesus. The Christians there were eager to grow.

Scene 3

Only two weeks after getting there, Communist soldiers snuck into the town and arrested the Stams. The soldiers let John Stam write a letter to his boss, telling him that the Communists wanted \$20,000 or they would kill them. They did not have the money, but they would not give into the temptation to fear. They were trusting God with their lives and even with their deaths. The soldiers forced them to walk to another mountain town, named Miaosheo. Betty Stam hid Helen Priscilla under a blanket along with the letter John had written. The soldiers paraded the Stams through town, forcing the townspeople to say mean things to them. The townspeople were amazed that the Stams did not fear, but have great peace. They marveled at how great their God must be. The soldiers killed the Stams with a sword. Even as they died, the Stams did not give into the temptation to fear. They trusted God. Baby Helen Priscilla and the letter were rescued by Chinese Christians hiding around Miaosheo. Many others heard about what happened to the Stams and decided to say "no" to the temptation to fear the Communists and volunteered to go to China, too.

Bible Truth Tie-In:

The Bible Truth we are learning is: **God's People Say "No" to Temptation.** The Stams faced the temptation to fear many times, but even facing death, itself, they said "no" and instead chose to trust God.

CASE REPLAY, SR--OLDER KIDS (1ST GRADE AND UP) P.3

Welcome to our play! The name of our story is called: The Case of the Courageous Couple.

Our story takes in 1253 and in the 1930's.

The characters in our story today are: The Polos, Chinese people, Kublai Khan, John, Betty and Helen Stam, Communists, Chinese Christians, Volunteers

And now we present: "The Case of the Courageous Couple."

Scene 1: (Beginning)

The Polos return to Venice, having been away for twenty-four years, exploring the Far East. Marco tells the people stories of the lands and peoples they saw. He brings back different inventions that the Chinese had made that people in the "West" had not seen before. He brings back spices for food. He gives them Kublai Khan's request for 100 men to teach them about the Bible and Jesus, since they do not know anything about them. People gave into temptation to fear risking their lives to tell the Chinese about Jesus. Only two men go and even they soon come back without telling anyone about Jesus.

Scene 2:

Hundreds of years later, the China Inland Mission begins to send people to China to tell them about Jesus and the Bible. They want 200 people to go to China, but many people are too frightened of the Communists taking over China to go. They don't want to die. Betty Scott and John Stam did not give into the temptation to fear, they went to China. They got married soon after arriving there and had a little baby, Helen Priscilla. They were to go to Tsingteh to work at a mission station started by CIM and then left a couple of years earlier. Some warned them not to go because of the Communists. The Stams knew this was what the Lord wanted them to do, so they did not give into the temptation to fear. They journeyed 200 miles on foot with their belongings through the mountains to Tsingteh. As they went they told many about Jesus and gave them Bibles. They were glad they had made the trip. The Chinese people were so eager to hear and believe in Jesus. They began to settle in Tsingteh. They found the Chinese very eager to hear more about Jesus. The Christians there were eager to grow.

Scene 3

Only two weeks after getting there, Communist soldiers snuck into the town and arrested the Stams. The soldiers let John Stam write a letter to his boss, telling him that the Communists wanted \$20,000 or they would kill them. They did not have the money, but they would not give into the temptation to fear. They were trusting God with their lives and even with their deaths. The soldiers forced them to walk to another mountain town, named Miaosheo. Betty Stam hid Helen Priscilla under a blanket along with the letter John had written. The soldiers paraded the Stams through town, forcing the townspeople to say mean things to them. The townspeople were amazed that the Stams did not fear, but have great peace. They marveled at how great their God must be. The soldiers killed the Stams with a sword. Even as they died, the Stams did not give into the temptation to fear. They trusted God. Baby Helen Priscilla and the letter were rescued by Chinese Christians hiding around Miaosheo. Many others heard about what happened to the Stams and decided to say "no" to the temptation to fear the Communists and volunteered to go to China, too.

Bible Truth Tie-In:

The Bible Truth we are learning is: **God's People Say "No" to Temptation.** The Stams faced the temptation to fear many times, but even facing death, itself, they said "no" and instead chose to trust God.

John and Betty Stam, Comfortably at Home in America

Description

The children will make a scene of John and Betty Stam comfortably at home in America with pop open windows and doors that reveal things in their house.

Materials

2 pieces of cardstock per child
Templates of the house and the pictures
Scissors
Markers, colored pencils, etc
Glue Sticks

Preparing the Craft

1. Print out each template onto a piece of cardstock, one per craft.
2. Cut out the windows and doors on the house piece, leaving the left side intact. Fold this side back. You will want to do this for at least your youngest children and you may want to do this for all the children)
3. Glue with glue sticks the front house piece to the back plain piece of cardstock, leaving the windows and doors free.
4. Set out other supplies.
5. Make a sample for the children to see.

Making the Craft

1. Show children your sample.
2. Have the children color in the house and the various pictures (or make their own pictures), cut them out and stick them in whichever window/door frame they want.
3. Children can also choose to draw their own pictures in the windows instead of use the cut-outs provided.

Making a Bible Truth Connection

Once the children have settled into their craft, use the Bible Truth- Craft Connection Sheet to lead discussion about the craft. Note that most of these questions echo the questions on the case board, providing a review of what the children learned earlier.

Optional TAKING IT TO OTHERS Activity: Craft Presentation

If you are presenting the craft to other children or parents the children can hold up their crafts (or your model craft) and read their Bible Truth Connection answers to explain the importance of the craft.

CASE CRAFT**Discussion Guide****Instructions:**

As the children are settled into making their craft, ask them these questions to help them understand the craft's significance. Use the answers provided to guide the children's answers.

Discussion Questions

1. Where did our story take place?

Mainly in America and in China.

2. Why was it such a hard decision for the Stams and other American Christians to decide to go to China?

Because life in America was comfortable and they wouldn't risk their lives to be Christians there; but in China, life would be much harder and they might lose their lives if they lived as Christians there.

3. Why did the Stams chose to leave their comfortable homes in America for China?

They would rather give up their lives so that the Chinese people could hear the good news of Jesus, than to stay safely at home.

4. What is Bible Truth 10 that we are learning?

Bible Truth 10 is: God's People Say "No" to Temptation.

5. What does our craft have to do with the Bible Truth 10?

The Stams knew it was very dangerous to go to China, but they felt sure they were supposed to go. God helped them not give into fear about the situation but gave them courage to trust Him with their lives that the people of China might hear about Jesus.

6. What can our craft help us remember?

God can help His people say "no" to temptation in even the most difficult and dangerous situations.

TAKING IT TO OTHERS**Craft Presentation****Instructions:**

Have children hold up your model craft/their crafts. Choose five children (or you say) the five sections below to explain the craft's importance.

Presentation:

1. Our craft is: John and Betty Stam, Comfortably at Home in America.

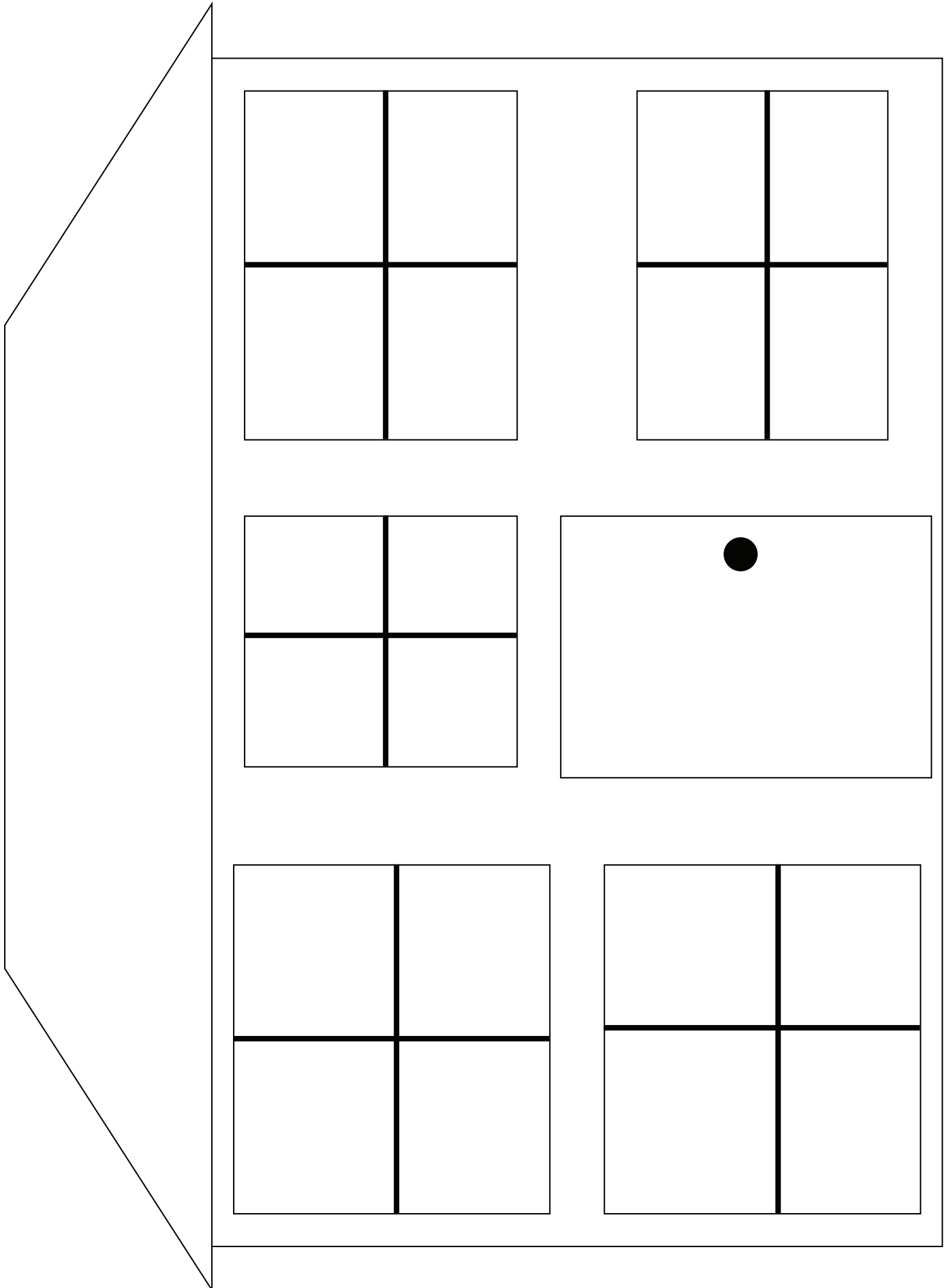
2. The Stams would rather give up their lives so that the Chinese people could hear the good news of Jesus, than to stay safely at home.



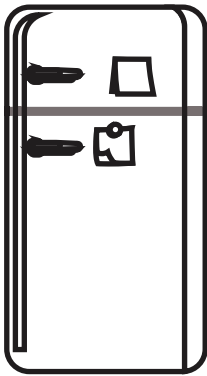


3. Bible Truth 10 is: God's People Say "No" to Temptation.

4. The Stams knew it was very dangerous to go to China, but they felt sure they were supposed to go. God helped them not give into fear about the situation but gave them courage to trust Him with their lives that the people of China might hear about Jesus.

5. Our craft can help us remember that God can help His people say "no" to temptation in even the most difficult and dangerous situations.

Note: Even non-readers can participate in presenting the craft, if you will whisper what they are to say in their ear and let them say it aloud for the others to hear.





BEFORE CLASS:**1. PICK YOUR PERSON**

VIPPs can be anyone in your church! Typically, they fall into 6 categories: Church staff, Elders, Deacons/deaconesses, Special Volunteers (people who aren't paid, but spend a lot of time helping out in particular ways), Supported Workers (aka missionaries), and Church Members.

2. GATHER YOUR FACTS

Use the VIPP Information Sheet to write down the facts about your VIPP. The information on this worksheet is used in the VIPP activities, listed in the "Choose an Activity" section below.

DURING THE ACTIVITY:**1. INTRODUCE YOUR VIPP**

Introduce your VIPP to the children, using the VIPP Information Sheet. Fill in a set of VIPP Clue Cards with the information for your VIPP. If desired, you can even have the actual person come into class for the children to meet.

Need help describing what someone does for the church in a kid-friendly way? Check out the list of common VIPPs on the Praise Factory website in the PFI resources. There are lots of kid-friendly descriptions for common VIPP's, such as pastors, elders, deacons and a lot more.

2. PRAY!

Lead the children in praying for the VIPP. Ask the children if they would like to pray for one of the VIPPs prayer requests. Even non-readers can pray for the VIPP if you whisper the prayer request in their ear, then let them say it aloud. Never force a child to pray!

3. CHOOSE AN ACTIVITY

There are two activities you can use to help the children learn about the VIPP:

VIPP Clue Cards: These are nine coloring sheets in which children fill in the nine things they learn about the VIPP from the VIPP Information Sheet. Photocopy a set of each child. Use as few or as many of these Clue Cards as you desire. They are found in the back of this book.

VIPP Game: This is a game that uses a set of Clue Cards for one or two VIPPs.

Choose a VIPP and fill in his/her information on the VIPP Information Sheet. Fill in a set of VIPP Clue Cards with the information for your VIPP. Tell the children about the VIPP, having them fill in the VIPP Clue Cards with the key facts as they learn them. Write any words the children need to write on a white-board or other piece of paper so they can see how to spell them. Help younger children write these words on their clue cards. Ideas for how to tell the children about many common VIPPs are listed at praisefactory.org with the resources for this Bible Truth.

Optional TAKING IT TO OTHERS Activity: Introduce and Pray for the VIPP

If you are presenting the VIPP to other children or parents you can assign children to hold up the 10 clue cards and say what each card tells about the VIPP. (Or, you can have the children hold them up as you tell what each one means.) Then lead the children in praying for the VIPP.

Game: Picture Run

Materials

Information for two VIPPs

2 Sets of Clue Cards

Tape

Different color construction paper for each picture.

Preparing the Game

1. Fill in one set of clue sheets for each VIPP you are using.
2. Put all the Clue Cards in a bag, except for the ones with the names and pictures of the VIPPs.
3. Use tape to put up the pictures of each VIPP on a piece of construction paper. Tape each up in a different location/wall around the room.

Playing the Game

Reveal: Tell the children about the VIPPs, showing them your filled-in clue cards as you tell about them.

Review: Put the Clue Cards for the VIPPS put in a bag. Mix up. Have children stand together in middle of the room. Tell them that you will pull out a clue card, show it to them, and they are to run to the picture of the person who it belongs to. Give them the answer after everyone has run to their guessed person. Continue until all clues have been used up. (If you have a slick floor, you may want to avoid running. Make it fun by giving them a different way to go to each picture, such as skip or hop.)

VIPP INFORMATION SHEET

VIPP NAME:

WHAT VIPP LOOKS LIKE

Man or Woman? _____

Hair color? _____

Eye color? _____

FAVORITE ANIMAL

FAVORITE FOOD

FAVORITE FREE TIME ACTIVITY

WHAT VIPP DOES DURING WEEK

VIPP GROUP OF SERVICE:

Church Member

Deacon

Elder

Church Staff

Special Volunteer

Supported Worker
(Missionary)

3 WAYS VIPP SERVES CHURCH

3 WAYS TO PRAY FOR THE VIPP
