

BIBLE TRUTH 10, LESSON 1: PLANNER/OVERVIEW

GETTING STARTED: Welcome and Opening Songs (*introduce unit and get kids moving with these songs*)

Welcome to Praise Factory: PFI: Praise Factory Investigators Theme Song *PFI NIV Songs 12, Track 1*

Rules to Help Us Worship God and Love One Another: WoGoLOA Classroom Rules Song
PFI NIV Songs 12, Track 2

Big Question Under Investigation: Big Question 12 Songs *PFI NIV Songs 12, Tracks 3,4*

Big Question Bible Verse: Ephesians 5:1-2 Song *PFI NIV Songs 12, Track 5*

DIGGING DEEP DOWN: Key Concept and Story (*introduce the Bible Truth and tell the related story*)

Bible Truth 10: God's People Say "No" to Temptation

Bible Truth Hymn: Sweet Hour of Prayer, v.1 *PFI NIV Songs 12, Track 29*

Bible Verse: 1 Corinthians 10:13

Bible Verse Song: No Temptation Has Seized You *PFI NIV Songs 12, Track 30*

Lesson 1 Old Testament: The Case of the Handsome No Man *Genesis 37,39,45,50*

TAKING ACTION: Response Activities (*choose from among these activities*)

Snack and Discussion Planner: Brother in the Cistern

ACTS Prayer: Prayer Sheet

Bible Truth Review: Discussion Questions and Game: Menagerie

Bible Truth Hymn: Sweet Hour of Prayer, v.1 *PFI NIV Songs 12, Track 29*
Song, Sign Language and Song Game: Pass the Secret Sign **PFI NIV SONGS 12 BOOK or ONLINE**

Bible Verse Review: 1 Corinthians 10:13 Discussion Sheet and Game: Hoop & Holler

Bible Verse Song: No Temptation Has Seized You *PFI NIV Songs 12, Track 30*
Song, Sign Language and Song Game: Mimic Me! **PFI NIV SONGS 12 BOOK or ONLINE**

Story Review: Discussion Questions and Game: Keep It Under Your Hat

Case Replay, Jr: Drama Activity for Youngest Children (children do same story actions together)

Case Replay, Sr: Drama Activity for Most Children (children re-tell story with individual parts)

Craft: Joseph As a Slave

VIPP (Very Important Prayer Person) Prayer Time: Coloring Sheets (back of book) and Game: Mix and Match

TAKING IT HOME: Take Home Sheet for Review and Family Devotions

PFI Pronto: Bible Truth 10, Lesson 1 **PFI NIV PRONTOS 12 BOOK or ONLINE**

The Case of the Handsome No Man: Genesis 37,39,45,50

by Connie Dever

Our story is called: The Case of the Handsome “No” Man.

As you listen to the story, see if you can figure out:

1. Who was the handsome “no” man?
2. What made him a “no” man? Who helped him be a “no” man?

This story takes place in Old Testament times, about 1900 years before Jesus lived on earth.

Nine, young men sat eating their lunch and watching their sheep and goats on the green hills of Dothan. Suddenly, they stood up and began waving and yelling. A caravan of merchants with their camels was passing by, headed to Egypt with their goods.

“Stop! We have something to sell you!” the young men shouted. “A fine, young, man slave! Only seventeen years old! We have him trapped in this cistern. Come, let us show you what we have!” they urged.

The Ishmaelite merchants, with their turbans and glittering earrings, got down off their camels and came to hear more. There was always a market for a fine slave in Egypt. “Show us what you have and we’ll consider making you an offer,” they replied to the young men.

The young men grabbed their struggling prisoner, lifting him out of the muck at the bottom of the cistern, and forcing him to stand before the merchants.

“He’s good,” the merchants admitted. “We’ll give you twenty shekels of silver for him. That’s the going price for slaves these days—more money than most men make in two years. Take it or leave it,” they offered.

“We’ll take it!” the young men agreed.

One of the merchants weighed out the twenty shekels of silver and handed it over to the young men. A neck iron and shackles were clamped around the young man’s neck and feet. He was their slave now.

“Stop! You can’t do this!” the young boy insisted. “I’m no slave! I’m their brother! Judah, Dan, Gad, Issachar, Levi, Simeon, Naphtali, Asher, Zebulun! Please, don’t do this to me! Don’t let them take me away!” he begged. But it was no use. For years these brothers had watched their father Jacob spoil little brother Joseph. Special praise, special attention, even a special royal robe. All these were Joseph’s. Now the brothers were getting their revenge. As the caravan of camels disappeared in

the distant south, they planned how to cover up their evil deed. “Joseph is gone for good! We will dip his coat in blood and tell father that some ferocious animal ate him. And that will be the end of our problems with this brother of ours!”

There was very little Joseph could do but cough through the clouds of dust kicked up by the camels’ feet and think, as he walked the three hundred miles to Egypt. Think about his home and his father: would he never see them again? Think about the life of a slave that lay before him: would he wind up in the terrible copper mines like many did? Think about the terrible things his very own brothers had done to him: how could they hate him so much?

Hard times bring great temptation. Joseph was tempted to be bitter, to worry and to give up hope. But the LORD is greater than the hardest times and the greatest temptations. He will always provide a way for His people to stand up under them and keep on trusting in Him. The LORD was with Joseph. Instead of allowing him to become bitter or worry or give up, He helped Joseph to trust Him. Instead of being sent to the terrible copper mines to work, like most Egyptians slaves, the LORD directed Potiphar, the very captain of Pharaoh’s guards, to buy Joseph.

Potiphar made Joseph one of his household slaves. The LORD blessed everything Joseph did and Potiphar noticed. Soon, he put Joseph in charge of everything he owned and watched the LORD begin to bless everything he owned. Potiphar relaxed with Joseph in the only thing he worried about is what was for dinner!

Hard times can bring great temptations, but so can good times, as Joseph soon found out. Potiphar’s wife

Story-telling Tips

Ahead of time:

1. Read the Bible verses and story. Pray!
2. Create story cue cards on index cards (or highlight text).
3. Practice telling story dramatically, timing your presentation. Shorten, if necessary to fit your allotted time.
4. Decorate area with story props that help bring your story alive.

During your presentation:

1. Maintain as much eye contact as possible as you tell the story. Point to/use props at important points in the story. Include the kids in your story with a few questions about what they think will happen or words/concepts that might be new to them.
2. Watch the kids for signs that their attention span has been reached. Shorten, if necessary.

noticed how strong and handsome Joseph and she became attracted to him.

“Be my special boyfriend,” she began to ask him, day after day.

Perhaps Potiphar’s wife was beautiful. Perhaps Joseph was only there in Egypt, far from family and home. It might have been very tempting to have her for his special girlfriend. But God was with Joseph. He helped Joseph remember His laws and how He wanted His people to live. He gave him strength to say “no.”

“No, I won’t be your special boyfriend!” he told her. “Potiphar, your husband, trusts me with everything he owns. Only you has he kept from me because you are his wife. How then could I do such a wicked thing and sin against him and God?” he told her.

But Potiphar’s wife refused to leave Joseph alone. One day, when only Joseph and her were at home, she caught him by the cloak and said, “Come be my special boyfriend right now!”

With no one else at home to see what they did, perhaps Joseph could be tempted to sin. But no! Maybe no humans could see what they did, but Joseph knew that the LORD was there and He saw all things. Joseph wanted to please Him most of all and to say “no” again. He ran straight out the door and away from her.

Joseph had fled temptation, but not trouble. Potiphar’s wife had grabbed his cloak and kept it. When her husband came home she held it up and told him, “That Hebrew slave Joseph tried to make me his special girlfriend while you were away! When I screamed for help, he ran away but left his cloak!” she lied.

Potiphar believed her and turned on Joseph. Hard times had come to Joseph once more, yet God was with him, helping him and giving him strength. Egyptian law gave Potiphar the right to kill Joseph, but instead he chose to have him thrown in jail. And Joseph, who could have been tempted to be bitter, to worry and to give up hope, kept trusting in the LORD, even in jail.

Joseph kept saying “no” to temptation and kept trusting the LORD all seven years he sat in that prison. The LORD proved worthy of Joseph’s trust, as He always does. Pharaoh learned of Joseph and the great ways that the LORD was with him. He had Joseph released from prison and made him the prime minister over

everything in all of Egypt.

As Pharaoh’s most important helper, Joseph was blessed with great power and many riches. He would have anything he wanted and do anything he wanted. Great temptations come with great blessings. Would Joseph become proud and forget the LORD with his new life? No, he would not. Joseph kept on loving and living for the LORD. He kept on trying to be a “no” man-- saying “no” to the temptation to sin.

Of all the temptations Joseph had to say “no” to, none was more tempting than when, many years later, he met his brothers again. A terrible famine had come upon Canaan, back at home. There was nothing to eat and so they had come to Egypt to buy food there. Joseph’s brothers didn’t recognize their brother in his splendid Egyptian clothes, but he knew them. After all they had done to him; surely it would have been tempting for Joseph to get back at them now. With only a snap of his fingers, Joseph could have had guards kill them.

But God was with Joseph, giving him a way out of even his greatest temptation. He gave Joseph a merciful heart. He gave Joseph wisdom to understand that He had allowed this to happen to him that he might go ahead of his people and prepare a place for them during the years of the famine.

How terrified his brothers were when this great Prime Minister of Egyptian revealed who he really was: “I am Joseph, your brother you sold into slavery.”

They trembled before him, expecting Joseph to give into the temptation to take revenge. How shocked they were when he showed them mercy instead: “Don’t be afraid. Am I in the place of God? You intended to harm me, but God intended it for good to accomplish what is now being done, the saving of many lives. So then, don’t be afraid. I will provide for you and your families,” he reassured them.

And Joseph was as good as his word. He took the care of them all until the day he died.

Cracking the Case:

It's time to answer our Case Questions.

1. Who was the handsome "no" man? Joseph.

2. What made him a "no" man? Who helped him be a "no" man? He always tried to say "no" to temptation. The LORD helped Joseph be a "no" man by giving him strength and providing a way out of each temptation so he could stand up under it.

Something for You and Me

Our Bible Truth is:

God's People Say "No" to Temptation

Our Bible Verse is: 1 Corinthians 10:13

"No temptation has seized you except what is common to man. And God is faithful: He will not let you be tempted beyond what you can bear. But when you are tempted, He will also provide a way out, so you can stand up under it."

Hard times and good times both brought great temptations to Joseph. But the LORD was with Joseph and helped him stand up under each temptation.

What about you and me? Perhaps we don't face things as hard or as good as what Joseph faced, but each day we are tempted to sin, just like he was. Like Joseph, God's people today can trust in the LORD. They can depend on Him to be with them and provide them a way out of every temptation.

How can we become God's people? By turning away from our sins and trusting in Jesus as our Savior.

Let's praise God for promising to always be with His people, helping them in every temptation. Let's ask Him to work in our hearts, helping us to turn away from our sins and trust in Jesus as our Savior. Let's ask Him to be with us as He was with Joseph, helping us to remember the truth of His good ways, showing us the way to stand up under every temptation, and giving us hearts that desire to please Him most of all.

Close in prayer.

Closing ACTS Prayer

A God, we praise You for being the Perfect Planner of Everything in the Lives of Your People. We praise You for being the Provider of All We Need to Say No to Temptation.

C God, we confess that often we do not ask You to show us a way out of sin. Too many times we choose to sin because we want to do something even more than to love and obey You. We need a Savior!

T God, we thank You for Your promises to always provide a way out for us when we face temptation. We thank You that You never give us more than we can bear.

S God, work in our hearts! Help us to turn away from our sins and trust Jesus as our own Savior. Help us to say "no" to sin. Help us to love You most of all.

Special Words

Caravan: A group of carts or wagons filled with goods.

Merchant: Someone who buys and sells things, often travelling from place to place.

Cistern: An underground container made to hold water.

Shackles: A man who spent many hours in school to learn the Old Testament of the Bible.

Pharaoh: The title of the ancient Egyptian kings.

Prime Minister: Someone who is in charge of running the country, under the king.

ACTS PRAYER ACTIVITY

Use this sheet to write down your ACTS Prayer

Instructions:

Use this sheet to help the children apply the Bible Truth into a prayer. You can use the ACTS provided or even better, have the kids think of their own applications. Also have the children add their personal requests to the prayer, too. Lead the children in the prayer or let them pray sections, with your help. Never force a child to pray! Non-readers can participate by you whispering a section of the prayer into their ear and allowing them to pray it aloud for the group.

ADORATION:

Praise God for being so Merciful that He never allows His people to be tempted more than they can bear.

God, we praise You for being.....

Add your own Adorations:

CONFESSION:

Confess that many times we give into temptation instead of asking for God's help and looking for His way out of it. We need a Savior to save us from our sins!

God, we have sinned against You....

Add your own Confessions:

THANKSGIVING:

Thank God for His promise to always show His people a way out of the temptation to sin. Thank God for sending Jesus to take the punishment for sins of His people, all those who would ever turn away from their sins and trust in Him as their own Savior.

God, we thank You for...

Add your own Thanksgivings:

SUPPLICATION:

Ask God to work in our hearts that we might turn away from sin and trust Jesus as our own Savior. Ask God to help us to understand how much He hates sin and help us to resist temptations that we wouldn't sin against Him. Ask Him to fill us with the Holy Spirit who can help us say "no" to sin.

God, we need Your help...

Add your own Supplication:

SNEAKY SNACK

Can you figure out how this snack ties in with our case?

Snack: Brother in the Cistern

Dixie cup "cistern" filled with sugar-free chocolate pudding "muck" and teddy graham "Joseph" standing at the bottom.

This is only a suggestion. Feel free to modify. Be mindful of allergy issues among your children!

Case Tie-in: Joseph's brothers put Joseph in a cistern, then sold him to merchants who were heading to Egypt.

SOUL FOOD

Food for thought during snack time

1. What does the snack have to do with the story?

Choose a few questions from the other activity discussion sheets to talk about during this snack time.

2.

3.

4.

5.

6.

7.

Directions: Read and discuss Bible Truth, using a FEW of the questions. Play game. Feel free to modify the game to fit your children.

God's People Trust Him

Temptation is thinking about doing something wrong. It isn't wrong to be tempted, but it is wrong to say "yes" to temptation and go ahead and do what you are tempted to do. That is sinning. All of God's people are tempted to do wrong. Sin in their hearts whispers to them to disobey God. Sin in the world around them looks attractive to them. Even Satan works to tempt God's people to forget God's good ways and to sin. Jesus, God's very own Son, was tempted to sin in every way as we are, but He never sinned. Sometimes Often it's very hard to say "no" to temptation. God promises to always provide His people a way out of temptation without sinning. He gives them His Word to remind them of Himself, His good commands and His power to help them. He gives them the Holy Spirit to work in their hearts and help them to turn away from tempting sin. But even when God's people do give into temptation and sin, He graciously forgives them through Jesus. Praise God for being so merciful!

Understanding the Bible Truth

1. What is temptation? *Thinking about doing something wrong.*
2. What is the difference between being tempted and sinning? Why is being tempted not sinful? *Being tempted is thinking about doing something wrong, while sinning is going ahead and doing it. Being tempted isn't wrong because it isn't actually doing the sinful thing.*
3. What different ways do temptations come to us? *Sin in our hearts whispers to us to disobey God; sin in the world around us/other people tempts us to sin, too; and, even Satan, himself, can tempt us to sin.*
4. Who was tempted in every way, yet without ever sinning? *Jesus.*
5. How does God promise to help His people as they face temptation? *To never allow them to be tempted more than they can bear; to always provide a way out so they do not have to sin.*
6. How does God use the Bible to help His people not give into temptation? *He uses it to remind them of Himself, His good commands and His power to help them.*
7. How can the Holy Spirit help God's people when they face temptation? *He can work in their hearts and helps them to turn away from tempting sin.*
8. What should God's people do when they do give into temptation and sin? *They should confess their sins to God and ask Him for forgiveness and help to turn away from sinning. He promises to forgive them their sins.*

Story Connection Questions

1. What temptations did Joseph probably face? *The temptation to hate and to seek revenge on his brothers for what they did to him. The temptation to despair in his seemingly hopeless situation as a slave in prison in Egypt. The temptation to be proud and forget God as Prime Minister of Egypt.*

Bible Verse Connection Question

1. What does our Bible Truth have to do with our **Bible Verse: 1 Corinthians 10:13**: "No temptation has seized you except what is common to man. And God is faithful: He will not let you be tempted beyond what you can bear. But when you are tempted, He will also provide a way out, so you can stand up under it."?
God's people will face temptations every day, but they can be encouraged that they can always say "no" to them, because He will never let them be tempted more than they can bear; and, He promises to provide a way out, so they can stand up under them.

Life Application Questions

1. What are some things God's people today can do to fight giving into temptation? *Read their Bibles so they know what is sin and what is not. Pray each day, asking God to give them strength to say "no" to temptations that will come their way. Confess their sins and temptations to others so they can be praying for them and ask them how they are doing; remember to ask God to show them the way out when they are faced with a temptation.*
2. How can we become God's people? *By turning away from our sins and trusting in Jesus as our Savior.*

BIBLE TRUTH 10 REVIEW

ACTS Questions

1. What is something we can praise God for because of this Bible Truth?

Praise God for being so Merciful that He never allows His people to be tempted more than they can bear.

2. What are sins we can confess to God because of this Bible Truth?

Confess that many times we give into temptation instead of looking for God's way out of it.

3. What is something we can thank God for because of this Bible Truth?

Thank God for His promise to always show His people a way out of the temptation to sin. Thank God for sending Jesus to take the punishment for sins of His people, all those who would ever turn away from their sins and trust in Him as their own Savior..

4. What is something we can ask God for because of this Bible Truth?

Ask God to work in our hearts that we might turn away from sin and trust Jesus as our own Savior. Ask God to help us to understand how much He hates sin and help us to resist temptations that we would not sin against Him. Ask Him to fill us with the Holy Spirit who can help us say "no" to sin.

The Gospel

1. We are all sinners who have given into temptation and sinned...many, many times. We all deserve God's punishment. Is there any hope for us? What is it? What is the gospel?

God is the good Creator and King of the world. He made people to worship Him and live by His good laws. But we are all sinners who have rebelled against Him. We all deserve death--God's just, eternal punishment for our sins. How terrible! But God has good news for us. In His great mercy, God sent His Son Jesus to earth to save sinners. Yes, Jesus, the perfect Son of God, left His home in heaven and became a man. He lived the perfect life that pleases God. (He's the only one who has ever done that!) He offered it up to God His Father as the perfect sacrifice for sins when He suffered and died on the cross. Then, on the third day, Jesus rose from the dead in victory. He had fully paid for the sins of God's people, so they wouldn't have to! Now all who turn away from their sins and trust in Jesus as their Savior will receive forgiveness of sins and eternal life with God. They will be His very own special people who will know Him and enjoy Him forever. We can be God's people, too, if we turn from our sins and trust in Jesus as our own Savior.

BIBLE TRUTH 10 REVIEW

Game: Menagerie

Materials

Small Bag/Bowl
Bible Truth Questions

Preparing the Game

1. Choose 20+ questions for your game from the Bible Truth Discussion Questions, or make up your own.
2. Write the Bible Truth questions on small thin strips of paper (or make a photocopy of the Bible Truth Discussion Questions and simply cut them into strips) and put them in the bag/bowl.

Playing the Game

Divide the children into three or four teams, depending on how many children you have. Each group of children is given the name of an animal and is assigned a corner of the room. You are "It" and stand in the middle of the room. When everyone is ready, give instructions to different groups of animals, such as "I want the bears to change places with the monkeys." The bears and monkeys when then run to change places. You, as It, will try to tag bears and monkeys. Choose a question from the bag to read to your caught animals. If they get it right, they are released to be back with their fellow animals. If not, they must wait until another correct answer to be released.

Game continues as number of questions, time, and attention span allow.

Non-competitive Option

Do not exclude "caught" animals from the game, even if they get the answer wrong. Instead release them back to their fellow animals and put the question back in the bag for review again.

Optional TAKING IT TO OTHERS Activity: Quiz Questions

Have the children choose a few of the questions from the game to ask the parents/other children during TAKING IT TO OTHERS time. Help pre-readers by whispering the question in their ear and letting them ask it aloud to the parents/other children. Make sure you read the Bible verse aloud before you ask your questions.

Directions:

1. Write words to song in large print before class.
2. Play the song for the children, helping them follow along on the song sheet.
3. Discuss the song, using a few questions from the discussion sheet. *Don't use them all!*
4. Introduce sign language for key words of your choice from sign language sheet for your song. Use as few or as many as you think the children can learn.
5. Sing and sign the song. Sign language as well as large format lyrics and sheet music are found in the PFI Unit Songbook or online.
6. If desired, play the Song Game.

Optional TAKING IT TO OTHERS Activity: Presenting and Singing the Song

1. Sing and sign the song, encouraging the watching children/parents to join in.
2. Ask the class some of the questions listed below. The Bible Truth Connection Question is particularly good to help them understand how the song ties in with the Bible Truth.

Sweet Hour of Prayer

Verse 1

Sweet hour of prayer, sweet hour of prayer,
That calls me from a world of care
And bids me at my Father's throne
Make all my wants and wishes known!
In seasons of distress and grief,
My soul has often found relief,
And oft escaped the tempter's snare
By thy return, sweet hour of prayer.

Listen to it on PFI NIV Songs 12, Track 29

Understanding the Song

1. What does prayer time call God's people from and bids them to; and what does that mean? *It calls them from "a world of care" and bids them to their "Father's throne." That means that they take time to stop thinking about all the worries of the world and think about. It doesn't mean actually standing in front of a real throne, but remembering who God is: the sovereign, all-powerful King, who loves His people as their heavenly Father.*
2. What can God's people make known to God? *All their wants and wishes.*
3. What are seasons of distress and grief? *Not a season like spring, summer, fall, winter; but times of worry, fear and sadness.*
4. What does God give to His people's souls when they pray to Him in times of distress and grief? How? *Relief. He comforts them by His Spirit & by bringing the truth of His Word to mind as they pray.*
5. What does escaping the tempter's snare mean? *Satan is called the tempter because he tempts people to sin. A snare is like a trap set for a wild animal. The tempter's snare would be any situation that Satan hopes to use to tempt us to sin.*
6. What often is a help in escaping the tempter's snare? *By returning to pray, over and over.*
7. Do God's people have to spend an hour of prayer for God to help them? *No. Hour doesn't always mean sixty minutes. It also means a time set aside to do something. The song is saying that regular times in prayer are what help God's people in difficult times, such as when they are sad, worried or being tempted.*
8. Why does the song call the hour of prayer "sweet"? *Not because it is sugary, but because God's people come to love prayer time for what a delight it is to their soul's in hard times, just as dessert is a delight to our mouths. It becomes one of the best part of the day because they spend time with God who loves them most of all and who will help them in every situation they are in.*
9. How can we become God's people, for whom the words of this song are true? *By turning away from our sins and trusting in Jesus as our Savior.*

Bible Truth Connection Question

1. How does this song relate to our Bible Truth: **God's People Say "No" to Temptation?**
God's people receive the strength to escape temptation through taking time each day to pray.

Story Connection

1. How does this song relate to today's story? *Although the Bible does not specifically say that Joseph prayed to the Lord as he faced his temptations, it does tell us that the Lord was with him. When Joseph faced temptations, he cited the Lord's will as his reason for doing something or not doing something. This wisdom to know the right thing to do would have come from times of dwelling upon God's Word and praying to the Lord for wisdom. Like other godly men, it was only by prayer that Joseph could have received the strength to say "no" to the big temptations he faced.*

Bible Verse Connection

1. What does this hymn have to do with our Bible Verse: **1 Corinthians 10:13**: "No temptation has seized you except what is common to man. And God is faithful: He will not let you be tempted beyond what you can bear. But when you are tempted, He will also provide a way out, so you can stand up under it."?

God helps His people escape temptation through prayer. By the Holy Spirit and through His Word, He shows them a way out of the temptation. He shows them His promises to help them. He reminds them of Himself and His good commands. He reminds them of the terrible things that happen as a result of sin. All these things help God's people fight temptation.

Life Application Questions

1. How can God's people be affected by the message of this song?

They can be encouraged to pray to God for help in times of temptation, to give them what they need, and for comfort in hard or sad times. They can remember that God their Father bids them to come to Him in prayer. He delights to hear their prayers and answer them according to His good and perfect will.

2. What is the prayer and life change that God desires all people to make? *To turn away from their sins, confess them to God and trust in Jesus as their Savior.*

ACTS Questions

1. What is something we can praise God for from this hymn?

Praise God for being the God who Answers the Prayers of His People..

2. What are sins we can confess to God from this hymn?

That many times we choose not to pray to God and ask for help against temptation. We are sinners in need of a Savior!

3. What is something we can thank God for from this hymn?

We can thank God for answering His people's prayers to escape temptation, as well as their prayers for the things they need or for comfort during hard or sad times.

4. What is something we can ask God for from this hymn?

That God would work in our hearts that we confess our sins, might turn from our sins and trust Jesus as our Savior. We can ask Him to help us to pray to Him about all our temptations as well as our needs and other concerns.

Gospel Question

1. How can we know God as our Heavenly Father since we are all sinners? What has He done to make this possible? What is the gospel?

God is the good Creator and King of the world. He made people to worship Him and live by His good laws. But we are all sinners who've rebelled against Him. We all deserve death--God's just, eternal punishment for our sins. How terrible! But God has good news for us. In His great mercy, God sent His Son, Jesus to earth as a man to save sinners. He lived the perfect life that pleases God. (He's the only one who's ever done that!) He offered it up to God His Father as the perfect sacrifice for sins when He suffered and died on the cross. Then, on the third day, Jesus rose from the dead in victory. He had fully paid for the sins of God's people, so they wouldn't have to! Now all who turn away from their sins and trust in Jesus as their Savior will receive forgiveness of sins and eternal life with God. They will be His very own special people who will know Him and enjoy Him forever. We can be God's people, too, if we turn from our sins and trust in Jesus as our own Savior.

Song Game: Pass the Secret Sign

Materials

Sign Language signs used in song, particularly choose words with important meanings you want the children to learn, such as "grace", "redeem", etc.

Bag or bowl

Blindfold

Preparing the Game

1. Cut out signs and put in bowl.

Playing the Game

1. Practice the song and signs until the children know them well.
2. Have all the children stand in a tight circle, except one, "It," who will stand in the middle of the circle, blindfolded.
3. Have the children in the circle to put their hands behind their backs. Choose a sign from the bag and hand to a child in the circle, still keeping hands behind their backs, not looking at the sign.
4. When "It" says "Pass the Secret Sign", the children will begin to pass the sign around behind their backs.
5. When "It" says "Stop the Passing!" the child who has the sign freezes with the sign behind his back.
6. The child with the sign brings it around and looks at it. You can help the child practice the sign.
7. Then take the blindfold off of "It", watch the child with the card do the sign, then have "It" guess the name of the sign. (If desired, "It" can ask another child in the circle for help with their guess.)
8. The holder of the sign then becomes "It." Sing the song with all the signs, then repeat.

choose a FEW questions for discussion, then choose the game and/or music activity

Meditation Version: 1 Corinthians 10:13

“No temptation has seized you except what is common to man. And God is faithful: He will not let you be tempted beyond what you can bear. But when you are tempted, He will also provide a way out, so you can stand up under it.”

Alternate Memory Version: 1 Corinthians 10:13

“He will not let you be tempted beyond what you can bear. But when you are tempted, He will also provide a way out, so you can stand up under it.”

Understanding the Bible Verse

1. What is a temptation? *Something wrong that you think about doing, usually because you think you will get something you want by doing it.*
2. Is it a sin to be tempted? *No. We sin when we give in to the temptation and actually do something sinful.*
3. What kind of temptations seize us? *Ones that are common to man; that is, ones that lots of people experience.*
4. How does God show His faithfulness to His people when they are tempted? *He doesn't let them be tempted beyond what they can bear. He will provide a way out so we can resist it without sinning.*
5. How is God able to not let us be tempted beyond what we can bear? *He is omnipotent—all powerful. He is control over all things, even how much we are allowed to be tempted.*
6. What does it mean to be able to stand up under a temptation? *To feel the desire to do what you are tempted to do and to not do it.*

Bible Truth Connection Question

1. What does this verse have to do with the **Bible Truth: God's People Say “No” to Temptation?**

While God's people will face temptations every day, but they can be encouraged that they can always say “no” to them, because He will never let them be tempted more than they can bear; and, He promises to provide a way out, so they can stand up under them.

Story Connection Questions

1. What temptations did Joseph face? *Temptation to hate and want revenge on his brothers; temptation to worry and despair over the seemingly hopeless situations he was in.*
2. How did the Lord help Joseph stand up under the temptations he faced? *He prospered him in his difficult situations; He gave him wisdom to understand why the trials had happened to him.*

ACTS Questions

1. What is something we can praise God for from this Bible verse? *Praise God for being so merciful that He never allows His people to be tempted more than they can bear.*
2. What are sins we can confess to God from this Bible verse?
That many times we choose to sin when we are tempted, instead of looking to God to show us a way out. We need a Savior to sin us from our sins!
3. What is something we can thank God for from this Bible verse?
We can thank God for always making a way out of temptation for His people.
4. What is something we can ask God for from this Bible verse?
We can ask God to work in our hearts that we would want to confess our sins, turn away from disobeying Him and trust in Jesus as our Savior. We can ask Him to help us to see and take the way out of temptation each time we face temptation.

Life Application Questions

1. How can God's people today glorify God by standing up under temptation? *They show others that loving God and doing what pleases Him is even more satisfying than whatever pleasure they would get from giving into the temptation. They show that God is faithful and can be trusted to help them to not sin.*
2. What should God's people today do if they give into temptation and sin? *They should confess their sin to God, ask forgiveness and try to not keep doing it. They can pray that God would help them and ask someone else to pray for them, too.*
3. How can we become God's people? *By turning away from our sins and trusting in Jesus as our Savior.*

The Gospel

1. We are all sinners who have given into temptation to sin, many, many times. We all deserve God's punishment. Is there any hope for us? What is it? What is the gospel?

God is the good Creator and King of the world. He made people to worship Him and live by His good laws. But we are all sinners who have rebelled against Him. We all deserve death--God's just, eternal punishment for our sins. How terrible! But God has good news for us. In His great mercy, God sent His Son Jesus to earth to save sinners. Yes, Jesus, the perfect Son of God, left His home in heaven and became a man. He lived the perfect life that pleases God. (He's the only one who has ever done that!) He offered it up to God His Father as the perfect sacrifice for sins when He suffered and died on the cross. Then, on the third day, Jesus rose from the dead in victory. He had fully paid for the sins of God's people, so they wouldn't have to! Now all who turn away from their sins and trust in Jesus as their Savior will receive forgiveness of sins and eternal life with God. They will be His very own special people who will know Him and enjoy Him forever. We can be God's people, too, if we turn from our sins and trust in Jesus as our own Savior.

Game: Hoop n' Holler

Materials

Bible verse written up in large print so that all can see
1 hula hoop for every 2 children

Preparing the Game

1. Make up some questions about the verse and/or story. Use the Bible verse and Story Review Discussion questions, if desired.

Learning the Verse

Some or all of your children may be non- or early readers. Teach the verse in sections, having them say it after you. Repeat a few times. Add clapping or other movement as they say it.

Directions

1. If desired, lead the children in a discussion of a **FEW** of the most important questions before beginning game.
2. Explain the game to them as follows:
Have the children pair up. Give each pair a hula hoop and tell them that you are going to tell them different things that they will do with the hula-hoop after they say the verse all together. Three activities might be: having the children hold hands and jump in and out of the hula hoop, for each word the group recites, rolling it back and forth on each word the group recites;; or having buddies take turn while one person from each group sees how far through the verse he can keep the hula hoop going. Allow the children to think up other activities. Repeat the verse again after each activity.

Game continues as time and attention span allow.

Optional TAKING IT TO OTHERS Activity: Quiz Questions

Have the children choose a few of the questions from the game to ask the parents/other children during TAKING IT TO OTHERS time. Help pre-readers by whispering the question in their ear and letting them ask it aloud to the parents/other children. Make sure you read the Bible verse aloud before you ask your questions.

Directions:

1. Write words to song in large print before class.
2. Play the song for the children, helping them follow along on the song sheet.
3. Discuss the song, using a few questions from the discussion sheet. *Don't use them all!*
4. Introduce sign language for key words of your choice from sign language sheet for your song. Use as few or as many as you think the children can learn.
5. Sing and sign the song. Sign language as well as large format lyrics and sheet music are found in the PFI Unit Songbook or online.
6. If desired, play the Song Game.

Optional TAKING IT TO OTHERS Activity: Presenting and Singing the Song

1. Sing and sign the song, encouraging the watching children/parents to join in.
2. Ask the class some of the questions listed below. The Bible Truth Connection Question is particularly good to help them understand how the song ties in with the Bible Truth.

No Temptation Has Seized You: 1 Corinthians 10:13

No temptation has seized you
except what is common to man.
And God is faithful,
He will not let you be tempted
beyond what you can bear.
But when you are tempted He'll also provide,
Also provide a way out.
Yes, when you are tempted he'll also provide,
A way out so you can stand up under it

No temptation has seized you
except what is common to man.
And God is faithful,
He will not let you be tempted
beyond what you can bear.
And God is faithful,
He will not let you be tempted
beyond what you can bear.

Listen to it on PFI NIV Songs 12, Track 30

Song Game: Mimic Me!

Materials

Sign Language
Song

Preparing the Game

None.

Playing the Game

1. Practice the song and signs until the children know them well. Choose a person to be the leader and let them decide upon an action for everyone to do as they sing the song, such as jump on one foot, etc.
2. Sing the song while doing the chosen action.
3. Select another child to be the leader.
4. If desired, you can choose a different action for different important words in the song, such as jump on one foot when you sing the word "grace", but clap your hands when you sing the word "Jesus". Ask the children the meaning of each of the words before adding in their action.

Game continues as number of questions, time, and attention span allow.

Directions: Read and discuss Bible Truth, using a FEW of the questions. Play game. Feel free to modify the game to fit your children.

General Story Questions

1. Why were Joseph's brothers so jealous of him? *He was treated as the favorite of their father.*
2. What did Joseph's brothers do to get rid of him? *Sold him to Ishmaelite merchants going to Egypt.*
3. What was the journey to Egypt like for Joseph? *Long 300-mile walk, neck and feet would have been bruised and painful from the chains and shackles.*
4. What tempting thoughts did Joseph probably have to deal with on his way to Egypt? *Hate and desire for revenge towards his brothers; worry about where he would have to work as a slave.*
5. How was the Lord with Joseph when he got to Egypt? *Had him sold to be a house servant, not a worker in the copper mines. Prospered everything he did so Potiphar put him in charge of everything.*
6. What temptation did Joseph face at Potiphar's house? *Potiphar's wife wanting him to be her special boyfriend, even though she was married. Also, perhaps pride at all the prosperity of Potiphar's house under his leadership.*
7. What did Joseph do to keep from sinning with Potiphar's wife? *Said "no" to her and then finally ran out of the house.*
8. How did the Lord show Joseph he was with him, after what happened with Potiphar's wife? *He did not let him be killed, but put in the king's prison. He prospered everything he did in the prison for the warden.*
9. What temptations might have Joseph faced as the Prime Minister of Egypt? *Pride at his important position, second only to the Pharaoh, himself.*
10. What temptations did Joseph face when he saw his brothers in Egypt? *To take revenge on them and have them killed.*
11. How was the Lord with Joseph when he saw his brothers? *He gave him wisdom to see that all the things that they had done for evil, the Lord had used them for the good. He had sent Joseph ahead of them to Egypt so that they would be saved during the famine.*
12. What did Joseph promise his brothers he would do? *Always take care of them and their families.*

Bible Truth Connection Questions

1. What does this story have to do with our Bible Truth: God's People Say "No" to Temptation? *Joseph faced many different and very big temptations in his life. The Lord helped Joseph to say "no" to temptation and do the right thing, time after time.*

Life Application Questions

1. What is a temptation that God's people face today and how might God provide a way out of it? *Answers will vary.*
2. How can we become God's people? *By turning away from our sins and trusting in Jesus as our Savior.*

Bible Verse Connection Question

What does the story have to do with our **Bible Verse: 1 Corinthians 10:13**: "No temptation has seized you except what is common to man. And God is faithful: He will not let you be tempted beyond what you can bear. But when you are tempted, He will also provide a way out, so you can stand up under it."?

1. What temptations did Joseph face? *Temptation to hate and want revenge on his brothers; temptation to worry and despair over the seemingly hopeless situations he was in.*
2. How did the Lord help Joseph stand up under the temptations he faced? *He prospered him in his difficult situations; He gave him wisdom to understand why the trials had happened to him.*

ACTS Questions

1. What is something we can praise God for being that we learned in our story? *Praise God for being the Worker of Good in even the worst things that happen to His people.*
2. What is something we can confess as sin that we learned in our story? *Confess that sometimes we are jealous and even hateful towards others because of something they have. We need a Savior to save us from our sins!*
3. What is something we can thank God for that we learned in our story? *We can ask God to work in our hearts, helping us to confess our sins, turn away from them and trust Jesus as our own Savior. We can ask Him to help us, by His Word and through the Holy Spirit, to say "no" to temptations to sin.*

The Gospel

1. Joseph forgave his brothers for the terrible things they had done to him, but God offers forgiveness to people like you and me for the far worse things they have done against Him. What have people done against God? What has He done to forgive them? What is the gospel?

God is the good Creator and King of the world. He made people to worship Him and live by His good laws. But we are all sinners who have rebelled against Him. We all deserve death--God's just, eternal punishment for our sins. How terrible! But God has good news for us. In His great mercy, God sent His Son Jesus to earth to save sinners. Yes, Jesus, the perfect Son of God, left His home in heaven and became a man. He lived the perfect life that pleases God. (He's the only one who has ever done that!) He offered it up to God His Father as the perfect sacrifice for sins when He suffered and died on the cross. Then, on the third day, Jesus rose from the dead in victory. He had fully paid for the sins of God's people, so they wouldn't have to! Now all who turn away from their sins and trust in Jesus as their Savior will receive forgiveness of sins and eternal life with God. They will be His very own special people who will know Him and enjoy Him forever. We can be God's people, too, if we turn from our sins and trust in Jesus as our own Savior.

Game: Keep It Under Your Hat

Materials

Paper and pencil
5+ hats
Story Review Questions

Preparing the Game

1. Choose 20+ questions for your game from the Story Review Discussion Questions, or make up your own.
2. Write each question on a separate, small piece of paper. Assign a point value to each question, based on difficulty. Pin a question to the underside of each hat, except one. Save the unused questions to pin to the hats when the first set have all been selected.
3. Place all the hats on the floor or on the table.

Playing the Game

Divide the children into two teams. Teams will take turns choosing one of the hats and answering the question pinned to the hat. Each question is worth the number of points indicated on the question. If the first team does not get the right answer, then the question goes to the other team who can win half the points for a correct answer.

When the blank hat is chosen, the team who chooses gets to come up with their very own question to try to stump the other team. If they can, then they get the highest point value worth on the question AND another turn. If the other team gets the right answer, then play continues as normal. When all the questions on the hats have been answered, pin a new set in, changing the empty hat.

Game continues until all children get to choose a hat, or as number of questions, time, and attention span allow.

Non-competitive Option

Divide the children into two groups. Set a target point number for whole group, telling them that together they are going to see how many turns it takes to reach the target number. Have one set of children be the hat wearers and the other set be the hat pickers. Once one set of children have had a turn, switch out hat wearers and the hat pickers. If someone chooses the blank hat, they make up a question to ask the rest of the children. Tally number of turns on a piece of paper. When the target number has been reached, start over and try to reach the target number in fewer turns.

Optional TAKING IT TO OTHERS Activity: Quiz Questions

Have the children choose a few of the questions from the game to ask the parents/other children during TAKING IT TO OTHERS time. Help pre-readers by whispering the question in their ear and letting them ask it aloud to the parents/other children.

CASE REPLAY ACTIVITIES

Use this guide to review the Case Story and act it out for others to enjoy!

CASE REPLAY, JR: YOUNGEST CHILDREN

Description: The children will act out the story together, everyone doing the same action/sound effect at the same time. This activity is most suitable for kindergarteners.

Materials

The Case RePlay, Jr. script for younger children

Preparation

1. Read through the script and write in the blanks along the side possible actions/sound effects the children could do to act it out.

Instructions

1. Tell the children that they will be re-enacting the story together as you tell it.
2. As you read the script, lead the children in actions/sound effects to do with you.
3. If desired, you can read the script and stop at certain sentences and ask them what a good action/sound effect would be to act out what you just read.
4. Repeat the re-enactment one or two times more.

CASE REPLAY, SR: OLDER CHILDREN

Description: The children act out the story as a three-scene play. You will narrate it using the Case RePlay, Sr. script and they will act it out (no spoken words, for the most part), with each child assuming a different character's role. This activity is most suitable for first grade and up. You will review the story, then practice it a few times before performing it for others.

Materials

The Case RePlay, Sr. script
White board or other large format paper
Costumes and props

Preparation

1. Prepare for the play by choosing costumes and props for each character in the story. Decorate the area with any scenery props.
2. Write the words "Beginning," "Middle," "End" on a large piece of paper/whiteboard with plenty of space under each heading. You will use this paper to help the children think about the story as a three-scene play, as it is presented in the script.

Instructions

1. Tell the children that they will get to act out the story as a three-scene play, with a beginning, middle and end section. Tell them that before they can act it out, they need to think it out. as you narrate it with your script.
2. Take the children's answers as they recount the story, helping them put key incidents in the right order.
3. If desired, when they have filled in their Beginning, Middle, End, read through your whole (real) script, so they hear exactly what you will have them act out.
4. Then tell the children that it's time to practice acting out the story.
5. Assign parts to each child. If you are using costumes, do NOT give them out at this point. They will be a distraction.
6. Have all the children sit on the floor or in chairs on one side of the "stage," then call the characters up in place as their part in the story comes.
7. As you read the script, guide the children in where you want them to move or do to act it out.
8. After going through the whole script once, give out any costumes and props and act out the script once or twice more.

Optional TAKING IT TO OTHERS Activity: Re-enacting the Story

Read the script as the children act out together (younger) or assuming different roles (older) as the other children or the parents watch.

CASE REPLAY, JR--YOUNGER KIDS (KINDERGARTEN) P.2

Welcome to our play! The name of our story is called: The Case of the Handsome No Man.

Our story takes place in Dothan, Canaan and in Egypt.

And now we present: "The Case of the Handsome No Man."

Scene 1:

Joseph's brothers wave down a passing Ishmaelite caravan headed for Egypt. The Ishmaelites pay them twenty shekels for him, lift him from the cistern he is kept in, refuse to hear his protests, put him in shackles and carry him away. They show their father Joseph's special robe with goat's blood on it and tell their father that he was eaten by a wild animal.

Actions:

Scene 2:

The 300-mile walk gives Joseph plenty of time for tempting thoughts, such as worry, bitterness and even hate; but the LORD is with him, helping him. Joseph is bought by Potiphar to be a house servant. He quickly sees that the Lord blesses everything Joseph does and puts him in charge of everything he owns. Potiphar's wife notices Joseph and tempts him to be her special boyfriend, over and over. Each time Joseph says to "no" to temptation and "no" to her. One day, when they are alone in the house, she tempts him again, but he still says "no." He runs away from her, leaving his cloak behind. She is furious and decides to get him in trouble. She screams to the servants and then tells her husband that Joseph tried to force her to be his special girlfriend. Everyone believes her. Joseph could be killed for this accused crime, but Potiphar only has him put in Pharaoh's prison.

Scene 3

In prison, Joseph had plenty of time for tempting thoughts, such as worry, bitterness and even hate for how he's been treated; but the LORD is with him, helping him. The LORD rescues Joseph from prison and has him made the prime minister of Egypt-in charge of all the Pharaoh's people and lands. The LORD continued to be with Joseph, helping him fight the temptation to be proud. When a famine brings Joseph's brothers to Egypt to buy grain, he recognizes them. He could have them killed with only a word to his guards in revenge for what they did to him; but he does not give into that temptation. The LORD is with him, helping him. He gives Joseph wisdom to see that it was part of His plan that he come to Egypt and prepare a place during the time of famine. Joseph promises his brothers that he will always take care of them and their families.

Bible Truth Tie-In:

The Bible Truth we are learning is: **God's People Say "No" to Temptation.** The terrible treatment of Joseph's brothers and Potiphar's wife were tempting times for Joseph to become hateful and full of revenge, but the Lord was with him, helping him to say "no" to temptations.

CASE REPLAY, SR--OLDER KIDS (1ST GRADE AND UP) P.3

Welcome to our play! The name of our story is called: The Case of the Handsome No Man.

Our story takes place in Dothan, Canaan and in Egypt.

The characters in our story today are: Joseph's brothers, Joseph, Jacob, the Ismaelite merchants, Potiphar and his wife, other servants at Potiphar's house, Pharaoh, Egyptian guards, and the families of Joseph's brothers.

And now we present: "The Case of the Handsome No Man."

Scene 1: (Beginning)

Joseph's brothers wave down a passing Ishmaelite caravan headed for Egypt. The Ishmaelites pay them twenty shekels for him, lift him from the cistern he is kept in, refuse to hear his protests, put him in shackles and carry him away. They show their father Joseph's special robe with goat's blood on it and tell their father that he was eaten by a wild animal.

Scene 2: (Middle)

The 300-mile walk gives Joseph plenty of time for tempting thoughts, such as worry, bitterness and even hate; but the LORD is with him, helping him. Joseph is bought by Potiphar to be a house servant. He quickly sees that the Lord blesses everything Joseph does and puts him in charge of everything he owns. Potiphar's wife notices Joseph and tempts him to be her special boyfriend, over and over. Each time Joseph says to "no" to temptation and "no" to her. One day, when they are alone in the house, she tempts him again, but he still says "no." He runs away from her, leaving his cloak behind. She is furious and decides to get him in trouble. She screams to the servants and then tells her husband that Joseph tried to force her to be his special girlfriend. Everyone believes her. Joseph could be killed for this accused crime, but Potiphar only has him put in Pharaoh's prison.

Scene 3: (End)

In prison, Joseph had plenty of time for tempting thoughts, such as worry, bitterness and even hate for how he's been treated; but the LORD is with him, helping him. The LORD rescues Joseph from prison and has him made the prime minister of Egypt--in charge of all the Pharaoh's people and lands. The LORD continued to be with Joseph, helping him fight the temptation to be proud. When a famine brings Joseph's brothers to Egypt to buy grain, he recognizes them. He could have them killed with only a word to his guards in revenge for what they did to him; but he does not give into that temptation. The LORD is with him, helping him. He gives Joseph wisdom to see that it was part of His plan that he come to Egypt and prepare a place during the time of famine. Joseph promises his brothers that he will always take care of them and their families.

Bible Truth Tie-In:

The Bible Truth we are learning is: **God's People Say "No" to Temptation.** The terrible treatment of Joseph's brothers and Potiphar's wife were tempting times for Joseph to become hateful and full of revenge, but the Lord was with him, helping him to say "no" to temptations.

Joseph Sold As a Slave

Description

The children will make a chains for their feet and hands like what the Ishmaelites might have done to him.

Materials

Template for chain links

4 ½" pieces of sticky backed velcro per craft

Black construction paper

Tape

Scissors

Preparing the Craft

1. Print out templates for chain links and cut out.
2. Use the template for the chain links to cut out at least 20 links per craft onto the construction paper. If desired, older children can cut out their own chain links. You will need to make a template pattern for each child if you do this.
3. Set out other supplies.
4. Make a sample for the children to see.

Making the Craft

1. Show children your sample.
2. Have them color in every other stripe on the hat brim with the black markers.
3. Have the children form two sets of 8 interlocking chains (one set for arms, one set for legs). Make the first chain, fastening with a piece of tape. Then slip the end of the next piece of paper through the first loop and fasten the ends of this second link with tape. Continue until you have 8 links.
4. Form the hand cuffs and leg cuffs for each wrist using the same linking technique, but instead of using tape, attach a piece of the velcro to these links so that they can be taken on and off.

Making a Bible Truth Connection

Once the children have settled into their craft, use the Bible Truth- Craft Connection Sheet to lead discussion about the craft. Note that most of these questions echo the questions on the case board, providing a review of what the children learned earlier.

Optional TAKING IT TO OTHERS Activity: Craft Presentation

If you are presenting the craft to other children or parents the children can hold up their crafts (or your model craft) and read their Bible Truth Connection answers to explain the importance of the craft.

CASE CRAFT**Discussion Guide****Instructions:**

As the children are settled into making their craft, ask them these questions to help them understand the craft's significance. Use the answers provided to guide the children's answers.

Discussion Questions

1. Where did Joseph's brothers put him and where was Joseph taken?

In a cistern in Dothan (in Canaan) to Egypt.

2. Who took Joseph to Egypt? To do what?

Ishmaelite merchants bought Joseph from his brothers and they took him to Egypt to be sold as a slave.

3. Why would Joseph have been tempted to hurt or kill his brothers? Why didn't he?

Because they sold him as a slave even though he was their brother. God helped Joseph to forgive his brothers and to see that He had used even the evil thing they did to him for His (God's) good purposes.

4. What is Bible Truth 10 that we are learning?

Bible Truth 10 is: God's People Say "No" to Temptation.

5. What does this meal have to do with the Bible Truth 10?

It would have been very tempting for Joseph to want to punish or even kill his brothers for what they had done to him. But God did not want him to hurt or kill them. He made Joseph a way out of temptation by showing him His good purposes and helping him not to give into temptation.

6. What can God help us remember through this craft?

God can help His people fight against temptation in even the hardest times.

TAKING IT TO OTHERS**Craft Presentation****Instructions:**

Have children hold up your model craft/their crafts. Choose five children (or you say) the five sections below to explain the craft's importance.

Presentation:

1. Our craft is Joseph As a Slave.

2. Joseph's brothers put him in a cistern, then sold him to Ishmaelite merchants to be a slave.




3. Bible Truth 10 is: God's People Say "No" to Temptation.

4. It would have been very tempting for Joseph to want to punish or even kill his brothers for what they had done to him. But God did not want him to hurt or kill them. He made Joseph a way out of temptation by showing him His good purposes and helping him not to give into temptation.

5. Our craft can help us remember that God can help His people fight against temptation in even the hardest times.

Note: Even non-readers can participate in presenting the craft, if you will whisper what they are to say in their ear and let them say it aloud for the others to hear.

chain link pattern



BEFORE CLASS:**1. PICK YOUR PERSON**

VIPPs can be anyone in your church! Typically, they fall into 6 categories: Church staff, Elders, Deacons/deaconesses, Special Volunteers (people who aren't paid, but spend a lot of time helping out in particular ways), Supported Workers (aka missionaries), and Church Members.

2. GATHER YOUR FACTS

Use the VIPP Information Sheet to write down the facts about your VIPP. The information on this worksheet is used in the VIPP activities, listed in the "Choose an Activity" section below.

DURING THE ACTIVITY:**1. INTRODUCE YOUR VIPP**

Introduce your VIPP to the children, using the VIPP Information Sheet. Fill in a set of VIPP Clue Cards with the information for your VIPP. If desired, you can even have the actual person come into class for the children to meet.

Need help describing what someone does for the church in a kid-friendly way? Check out the list of common VIPPs on the Praise Factory website in the PFI resources. There are lots of kid-friendly descriptions for common VIPP's, such as pastors, elders, deacons and a lot more.

2. PRAY!

Lead the children in praying for the VIPP. Ask the children if they would like to pray for one of the VIPPs prayer requests. Even non-readers can pray for the VIPP if you whisper the prayer request in their ear, then let them say it aloud. Never force a child to pray!

3. CHOOSE AN ACTIVITY

There are two activities you can use to help the children learn about the VIPP:

VIPP Clue Cards: These are nine coloring sheets in which children fill in the nine things they learn about the VIPP from the VIPP Information Sheet. Photocopy a set of each child. Use as few or as many of these Clue Cards as you desire. They are found in the back of this book.

VIPP Game: This is a game that uses a set of Clue Cards for one or two VIPPs.

Choose a VIPP and fill in his/her information on the VIPP Information Sheet. Fill in a set of VIPP Clue Cards with the information for your VIPP. Tell the children about the VIPP, having them fill in the VIPP Clue Cards with the key facts as they learn them. Write any words the children need to write on a white-board or other piece of paper so they can see how to spell them. Help younger children write these words on their clue cards. Ideas for how to tell the children about many common VIPPs are listed at praisefactory.org with the resources for this Bible Truth.

Optional TAKING IT TO OTHERS Activity: Introduce and Pray for the VIPP

If you are presenting the VIPP to other children or parents you can assign children to hold up the 10 clue cards and say what each card tells about the VIPP. (Or, you can have the children hold them up as you tell what each one means.) Then lead the children in praying for the VIPP.

Game: Mix and Match

Materials

Information for two VIPPs

2 Set of Clue Cards

Bag

Preparing the Game

1. Fill in one set of clue sheets for each of the VIPPs you are using.
2. Put all the Clue Cards in a bag, except for the ones with the names and pictures of the VIPPs.

Playing the Game

Reveal: Tell the children about each VIPP, showing them your filled-in clue cards as you tell about them.

Review: Put all the Clue Cards for both VIPPS in the bag. Mix up. Have children take turns pulling clues out and have the class try to remember which clue goes with which VIPP. You can make this a team game by splitting the children into two teams and giving points when their team players correctly put a clue in the right place.

VIPP INFORMATION SHEET

VIPP NAME:

WHAT VIPP LOOKS LIKE

Man or Woman? _____

Hair color? _____

Eye color? _____

FAVORITE ANIMAL

FAVORITE FOOD

FAVORITE FREE TIME ACTIVITY

WHAT VIPP DOES DURING WEEK

VIPP GROUP OF SERVICE:

Church Member

Deacon

Elder

Church Staff

Special Volunteer

Supported Worker
(Missionary)

3 WAYS VIPP SERVES CHURCH

3 WAYS TO PRAY FOR THE VIPP
