

BIBLE TRUTH 4, LESSON 3: PLANNER/OVERVIEW

GETTING STARTED: Welcome and Opening Songs (*introduce unit and get kids moving with these songs*)

Welcome to Praise Factory: PFI: Praise Factory Investigators Theme Song *PFI NIV Songs 11, Track 1*

Rules to Help Us Worship God and Love One Another: WoGoLOA Classroom Rules Song
PFI NIV Songs 11, Track 2

Big Question Under Investigation: Big Question 11 Songs *PFI NIV Songs 11, Tracks 3,4*

Big Question Bible Verse: Romans 6:23 Song *PFI NIV Songs 11, Track 5*

DIGGING DEEP DOWN: Key Concept and Story (*introduce the Bible Truth and tell the related story*)

Bible Truth 4: The Holy Spirit Brings Us to God

Bible Truth Hymn: Amazing Grace, vs.1,2 *PFI NIV Songs 11, Tracks 12,13*

Bible Verse: Titus 3:4-7

Bible Verse Song: He Saved Us *PFI NIV Songs 11, Track 14*

Lesson 3 New Testament: The Case of the Surprising Sky *Acts 9*

TAKING ACTION: Response Activities (*choose from among these activities*)

Snack and Discussion Planner: On the Road with Scaly Eyes

ACTS Prayer: Prayer Sheet

Bible Truth Review: Discussion Questions and Game: Silly Grand March

Bible Truth Hymn: Amazing Grace, vs.1,2 *PFI NIV Songs 11, Tracks 12,13*
Song, Sign Language and Song Game: Pass the Secret Sign **PFI NIV Songs 11 BOOK or ONLINE**

Bible Verse Review: Titus 3:4-7 Discussion Sheet and Game: Verse Hi-Lo

Bible Verse Song: He Saved Us: Titus 3:4-7 *PFI NIV Songs 11, Track 14*
Song, Sign Language and Song Game: Mimic Me! **PFI NIV Songs 11 BOOK or ONLINE**

Story Review: Discussion Questions and Game: Bean Bag in the Hole

Case Replay, Jr: Drama Activity for Youngest Children (children do same story actions together)

Case Replay, Sr: Drama Activity for Most Children (children re-tell story with individual parts)

Craft: Scales Fall Off Saul's Blind Eyes

VIPP (Very Important Prayer Person) Prayer Time: Coloring Sheets (back of book) & Game: Stop and Go

TAKING IT HOME: Take Home Sheet for Review and Family Devotions

PFI Pronto: Bible Truth 4, Lesson 3 **PFI NIV Prontos 11 BOOK or ONLINE**

The Case of the Surprising Sky Acts 9 by Connie Dever

Our story is: The Case of the Surprising Sky.
As you listen to the story, see if you can figure out:

1. What was surprising about the sky? Who saw the surprise? What happened to him after he saw it?
2. What did God change inside the man that was so surprising? How did He make this change?

This story takes place in New Testament times only a few years after Jesus rose from the dead and went back up to heaven. It starts out in the streets of Jerusalem, the beautiful capitol of Israel.

Bang! Bang! Bang! "In the name of the high priest Caiaphas, I command you to open up or I'll bust down the door!" ordered Saul.

The door opened Saul went in. He glared hatefully at the surprised men and women. "By the high priest's order, you are under arrest for blasphemy. You have dishonored the Lord's name by becoming followers of that fake Messiah, Jesus," he told the Jewish Christians.

"The Jewish people must stay pure in their worship of the Lord," Saul said. "Your blasphemy, your worship of Jesus, cannot be tolerated." Saul turned to the soldiers with him and said, "Seize them!" The temple soldiers grabbed the Christians and took them to prison.

Word of Saul's raids spread quickly all over Jerusalem. "What can we do?" exclaimed the other Jewish Christians. "There seems to be nothing to stop him! Saul has such a hard heart towards Jesus. He is convinced that Jesus is a fake Messiah and thinks that only by getting rid of us will Israel remain pure in their worship of the Lord," the believers exclaimed.

"We have no choice but to leave Jerusalem if we are to survive," others replied. So all the believers, except Jesus' original disciples left Jerusalem and scattered throughout Judea, Samaria, and beyond.

But to the horror of Saul and other Jewish leaders, this only made the problem worse! As Christians left Jerusalem and settled in new areas, they told more and more people the good news of Jesus. As the Christians told about Jesus, the Holy Spirit worked in the listeners' hearts and gave them faith to believe.

News of more and more Jews becoming Christians made its way to Saul. He was furious! He must do something to stamp out these Christians!

Saul went to the high priest, Caiaphas and said, "I have terrible news for you. The soldiers and I have put in jail almost all the Christians here in Jerusalem, but many have escaped to other parts of Judea and Samaria, and even as far as Damascus. These blasphemers are going into the synagogues and spreading their lies about Jesus to Jews and God-fearing Gentiles there," Saul told him. "I am especially worried about Damascus. There are three, large synagogues there and many thousands of Jews and God-fearing Gentiles. If they begin to preach about this fake Messiah there, many good Jews might be tricked into believing in Him, too," he complained to Caiaphas.

"To make things worse, Damascus is one of the most important cities on the trade route that goes from here all the way to Babylon," Saul continued. "If these Christians spread their lies to the hundreds of merchants passing through Damascus, soon this Jesus will have followers all over the world. We must get to Damascus quickly and crush those Christians!"

"I agree. What is your plan?" replied Caiaphas.

"Give me some soldiers and send me to Damascus, to hunt down the Christians, arrest them and bring them back here to put in jail," Saul replied.

"Done!" Caiaphas answered. "Be on your way quickly! Damascus is 175 miles away—a good week's walk—there is no time to lose."

"Yes, sir. I will do my job and return as quickly as I can," Saul promised him.

Soon Saul and his men were on their way. Saul was anxious to get there and stop those Christians! The Lord's worship must stay pure. The laws must be obeyed. The lies about this fake Messiah, Jesus, would end!.. Saul would make sure of that...or would he? For as Saul and

Story-telling Tips

Ahead of time:

1. Read the Bible verses and story. Pray!
2. Create story cue cards on index cards (or highlight text).
3. Practice telling story dramatically, timing your presentation. Shorten, if necessary to fit your allotted time.
4. Decorate area with story props that help bring your story alive.

During your presentation:

1. Maintain as much eye contact as possible as you tell the story. Point to/use props at important points in the story. Include the kids in your story with a few questions about what they think will happen or words/concepts that might be new to them.
2. Watch the kids for signs that their attention span has been reached. Shorten, if necessary.

the soldiers neared Damascus, something completely unexpected happened. Something that would change Saul forever.

They were almost to Damascus, when suddenly a heavenly light shone down on Saul. He fell down to the ground and heard a voice say, "Saul, and heard a voice say, "Saul, Saul, why do you persecute me?"

"Who are you, Lord?" Saul asked.

"I am Jesus, whom you are persecuting," he replied. "Now get up and go into the city, and you will be told what you must do."

The men traveling with Saul stood there speechless; they heard the sound but didn't see anyone. Saul got up off the ground. He opened his eyes, but found he couldn't see anything. The soldiers took Saul by hand and led him to their lodgings at Judas' house in Damascus. For three days, Saul sat, blind and unwilling to eat or drink anything. What was happening to him?

A change was happening in Saul. Not only had he seen with his eyes and heard with his ears that Jesus really was the Messiah; but in Saul's heart, the Holy Spirit had begun to work. He was giving Saul the faith to believe in Jesus. He was cleansing Saul's heart of sin and filling it with true knowledge and love for God.

"How could this be?" Saul wondered. "I thought Jesus was a fake Messiah, but now He has shown me that He is no fake at all. I thought I was so good and righteous by being a Pharisee and by working so hard to get rid of the Christians. But now I know that I was the one being unrighteous, not them. I thought they were being disobedient and deceived by sinfulness. Now I know that I was the one being disobedient and deceived by my own sinfulness! This is awful! I have hated and killed many of the Lord's true people! I am the chief—the greatest—of sinners," Saul thought.

But even though Saul had done such terrible things, the Lord loved him. He hadn't spoken to him from heaven just to tell him to stop harming the Christians. He was calling Saul to be one of His followers and serve Him in great ways.

While Saul sat in darkness and the Holy Spirit worked in his heart, the Lord called in a vision to Ananias-- one of His disciples who lived in Damascus.

"Ananias!" the Lord said.

"Yes, Lord," he answered.

"Go to Judas' house on Straight Street and ask for a man from Tarsus named Saul. He is praying. In a vision he has seen a man named Ananias come and place his hands on him to restore his sight," the Lord said.

Ananias was scared to obey. "Lord, I've heard about this man and all the harm he has done to your people in Jerusalem. He's come here with authority from the chief priests to arrest all your people," he prayed.

But the Lord said to Ananias, "Go! I've chosen Saul to take the good news of salvation to both the Jews and the Gentiles (non-Jews). I will show him how much he must suffer for my name."

So Ananias went to find Saul at Judas' house. He placed his hands on Saul, he said, "Brother Saul, the Lord--Jesus, who appeared to you on the road as you were coming here--has sent me so that you may see again and be filled with the Holy Spirit." Immediately, something like scales fell from Saul's eyes, and he could see again. He got up and was baptized, and after taking some food, he regained his strength.

The Lord has made me a new person!" Saul exclaimed. "In His mercy He has given to me the gift of faith to hear and believe the truth, even though I had been so disobedient and deceived. He saved me not because of good, righteous things I had done but because of His mercy. Through Jesus Christ my Savior, He has poured out on me His Holy Spirit generously on me, cleansing my spirit of sin and making my heart new by filling it with the Holy Spirit. I have been the chief of sinners, but now the Lord Jesus has forgiven me to show to others how great His mercy is. Everything else is nothing compared with knowing Jesus. I will spend the rest of my days praising His name and telling others about the glorious riches of knowing Him," Saul decided.

Saul spent several days with the Christians in Damascus. At once he started preaching in the synagogues that Jesus is the Son of God. All those who heard him were shocked and asked, "Isn't he the man who was putting the Christians in jail in Jerusalem? Didn't he come here to arrest more Christians and take them as prisoners to the chief priests?"

But that was the old Saul, who was gone. Now there was the new Saul, completely changed by the Holy

Spirit working in his heart. And this Saul grew more and more powerful by the Holy Spirit. And he proved to the Jews living in Damascus that Jesus is the Christ.

Cracking the Case:

It's time to answer our Case Questions.

1. What was surprising about the sky? Who saw the surprise? What happened to him after he saw it?

Suddenly a heavenly light shone down on Paul. Paul saw the surprise. Jesus told him to stop persecuting Him (and His people). Jesus caused Paul to become blind and told him to go into Damascus and wait. Paul obeyed.

2. What did God change inside the man that was so surprising? How did He make this change? Paul became a believer in Jesus. He boldly explained to others that Jesus was the Christ and urged them to repent of their sins and believe in Him. God sent His Holy Spirit to work in Paul's heart and change him.

Something For You and Me

Our Bible Truth Is:

The Holy Spirit Brings Us to God

Our Bible Verse is Titus 3:4-7:

"But when the kindness and love of God our Savior appeared, he saved us, not because of righteous things we had done, but because of his mercy. He saved us through the washing of rebirth and renewal by the Holy Spirit, whom he poured out on us generously through Jesus Christ our Savior, so that, having been justified by his grace, we might become heirs having the hope of eternal life."

Saul was completely changed man. The old Saul was gone, the new Saul had come. The Lord even gave Saul a new name--Paul--as a picture of the great work He had done in his heart. It was by the Holy Spirit that Saul's hard, hard heart was changed and he believed in Jesus.

Let's praise God for His mighty Holy Spirit! He can change any heart! Do you have a stubborn heart towards God? Do you know someone who does not believe in Jesus and has a stubborn heart towards Him? God can change your heart, if you ask Him to. He can change the hearts of anyone! We should never give up praying for others because we know that no one has a heart too hard for the Holy Spirit to change.

Close in prayer.

Closing ACTS Prayer

A God, we praise You for being so merciful to sinful people, even terrible sinners who hate You and Your people.

C God, we confess that like Saul, we are sinners who have all chosen to rebel You. We do not deserve Your forgiveness, but we need it! We need a Savior!

T God, we thank You for loving sinners, even those they choose to not love You. Thank You for seeking them out, working in their hearts by Your Holy Spirit and giving them the gift of repentance of sins and faith in Jesus.

S God, work in our hearts! Help us to turn away from our sins and trust Jesus as our own Savior. Fill us with Your Holy Spirit and change us into people who know and love You.

Special Words

High Priest: The most important priest of all the Jewish priests. He headed up the priests in their discussions and decisions. He alone was allowed to enter the Holy of Holies of the tabernacle and Temple to make the special sacrifices for the whole nation of Israel.

Damascus: The capital of Syria, a country to the north of Israel.

ACTS PRAYER ACTIVITY

Use this sheet to write down your ACTS Prayer

Instructions:

Use this sheet to help the children apply the Bible Truth into a prayer. You can use the ACTS provided or even better, have the kids think of their own applications. Also have the children add their personal requests to the prayer, too. Lead the children in the prayer or let them pray sections, with your help. Never force a child to pray! Non-readers can participate by you whispering a section of the prayer into their ear and allowing them to pray it aloud for the group.

ADORATION:

God, we praise You for being the Changer of the hearts of sinful people, like you and me.

God, we praise You for being.....

Add your own Adorations:

CONFESSION:

God, we confess that we are all sinners. We have hard hearts that are slow to believe, love and obey You. We need Jesus to save us!

God, we have sinned against You....

Add your own Confessions:

THANKSGIVING:

Thank You for sending Your Holy Spirit to work inside us that we can know You, love You and live for You. You give us what we need, but could never get on our own.

God, we thank You for...

Add your own Thanksgivings:

SUPPLICATION:

God, send the Holy Spirit to work in our hearts. Give us faith as we hear Your Word, the Bible. Help us to turn away from our sins and trust in Jesus as our Savior. Make us new creations! Give us the new birth! We want to know You and live for You!

God, we need Your help...

Add your own Supplication:

SNEAKY SNACK

Can you figure out how this snack ties in with our case?

Snack: On the Road with Scaly Eyes

Graham cracker "road to Damascus" with Teddy Graham Saul and soldiers (use peanut butter or jam to secure them in a standing position). Also could make eyes with scales with Kiwi slice "eyes" each covered with a Ritz cracker "scale."

This is only a suggestion. Feel free to modify. Be mindful of allergy issues among your children!

Case Tie-in: As he and the soldiers headed to Damascus to arrest Christians, a heavenly light shone down around Paul. Jesus spoke to him and told him to stop hurting Him by hurting His people, the Christians. He blinded Paul's eyes and told him to go to Damascus to wait. Paul obeyed. He sat and prayed and waited. As he did this, the Holy Spirit was working in Paul's heart. At last he turned from his sins and trusted in Jesus as his Savior. God sent a Christian named Ananias to Paul. He prayed for Paul and Paul received the Holy Spirit in his heart. And, the scales fell off of Paul's eyes and he could see again.

SOUL FOOD

Food for thought during snack time

1. What does the snack have to do with the story?

Choose a few questions from the other activity discussion sheets to talk about during this snack time.

2.

3.

4.

5.

6.

7.

Directions: Read and discuss Bible Truth, using a FEW of the questions. Play game. Feel free to modify the game to fit your children.

The Holy Spirit Brings Us to God

Ever since Adam and Eve rebelled against God, each of us have been born with a spirit dead with sin. That means that on our own, none of us can know God or choose to live for Him, just like a dead person can't bring his body back to life.

But God can do what we cannot do. He can bring dead hearts to life, so that we can know Him and want to live for Him. He does this by sending His Holy Spirit to work in our hearts. As we hear God's Word, the Holy Spirit can help us see our sins and help us want to turn away from them. He gives us faith in God. Faith to trust that Jesus died on the cross for sinners and rose from the dead in victory. He gives us a new heart that can know God and want to live for Him.

Jesus called this being "born again, born of God." He calls this being born again because this change in heart is so radical that God actual makes us into a new creation--a brand-new person! He calls this being born of God, because this change comes from God. And with it, He makes us a part of His family forever.

We can ask God's Holy Spirit to work in our hearts like this. God delights to answer this prayer. He loves for sinners to ask Him to change them and make them into His people.

Understanding the Bible Truth

1. Every since Adam and Eve rebelled against God, each of us has been born with a spirit that is what? *Dead with sin.*
2. What does it mean that our heart is dead with sin? *That on our own, none of us can ever know God or choose to live for Him, just like a dead person can't bring his body back to life.*
3. Who can bring dead hearts to life? *God can.*
4. When God brings a dead heart back to life, what can we do? *We can know God and want to live for Him.*
5. How does God bring a dead heart back to life? *By sending His Holy Spirit to work inside the hearts of sinners.*
6. What does the Holy Spirit do when He works in a sinner's heart? *The Holy Spirit helps them see their sins, be sorry for them and want to turn away from them. He gives them faith in God. He gives them new hearts that can know God and want to live for God.*
7. What does it mean to be born again, born of God? *For the Holy Spirit to work in a sinner's heart, making it new and alive to God.*
8. Whose family do we become part of when we are born again, born of God? *God's family. We become His people, His adopted children.*

Bible Verse Connection Question

1. What does our Bible Truth have to do with our **Bible Verse: Titus 3:4-7**: "But when the kindness and love of God our Savior appeared, he saved us, not because of righteous things we had done, but because of his mercy. He saved us through the washing of rebirth and renewal by the Holy Spirit, whom he poured out on us generously through Jesus Christ our Savior, so that, having been justified by his grace, we might become heirs having the hope of eternal life."?

Our verse tells us that it is the Holy Spirit who gives God's people a new heart to know, love and obey God. God's people receive this gift of rebirth and new life because of what Jesus did on the cross to save them: He took the punishment for all their sins.

Bible Truth Story Connection Questions

1. How did God change Paul? *Jesus appeared to Paul and showed him that He really was the Son of God. He sent the Holy Spirit to work inside his heart, changing it from unbelief and hatred to faith and love for Jesus.*
2. How did the people know that something very amazing must have happened inside the heart of Paul? *Paul had been someone who did not believe in Jesus and wanted to kill Christians and was changed into someone who loved Jesus wanted to please Him and would even be willing to die for Him.*

Life Application Questions

1. How can we know that the Holy Spirit is working in our hearts? *If He helps us see our sins, be sorry for them and want to turn away from them. If our hearts want to please and love God.*
2. What can we ask God to have the Holy Spirit do in our hearts? *Help us to see our sins, be sorry for them, and turn away from them. Ask Him to help us to trust in Jesus as our Savior. Ask Him to cleanse our hearts and make us born again.*

ACTS Questions

1. What is something we can praise God for because of this Bible Truth? *Praise God for being the Changer of the hearts of sinful people.*
2. What are sins we can confess to God because of this Bible Truth? *Confess that our hard hearts are cold to God and slow to love Him and obey Him. We are dead in our sins on our own. We deserve God's punishment! We need a Savior! We need the Holy Spirit!*
3. What is something we can thank God for because of this Bible Truth? *Thank God for seeking out His people to make Himself known to them.*
4. What is something we can ask God for because of this Bible Truth? *We can ask God to send the Holy Spirit to work in our hearts that we would want to turn away from disobeying Him and trust in Jesus as our own Savior. We can ask Him to give us new birth, new life through the Holy Spirit working in us. We can ask Him to give us hearts to know, love and obey God.*

The Gospel

1. We all have hearts that are dead to God and rebellious against Him. What hope does He offer us? What is the gospel? *God is the good Creator and King of the world. He made people to worship Him and live by His good laws. But we are all sinners who have rebelled against Him. We all deserve death--God's just, eternal punishment for our sins. How terrible! But God has good news for us. In His great mercy, God sent His Son Jesus to earth to save sinners. Yes, Jesus, the perfect Son of God, left His home in heaven and became a man. He lived the perfect life that pleases God. (He's the only one who has ever done that!) He offered it up to God His Father as the perfect sacrifice for sins when He suffered and died on the cross. Then, on the third day, Jesus rose from the dead in victory. He had fully paid for the sins of God's people, so they wouldn't have to! Now all who turn away from their sins and trust in Jesus as their Savior will receive forgiveness of sins and eternal life with God. They will be His very own special people who will know Him and enjoy Him forever. We can be God's people, too, if we turn from our sins and trust in Jesus as our own Savior.*

Game: Beanbag Grand March

Materials

Small bowl or bag
1 Bean Bag per child
CD and CD player
Bible Truth Questions

Preparing the Game

1. Choose 20+ questions for your game from the Bible Truth Discussion Questions, or make up your own.
2. Write the Bible Truth questions on small thin strips of paper (or make a photocopy of the Bible Truth Discussion Questions and simply cut them into strips) and put them in the bag/bowl.

Playing the Game

Have the children form partners, then form a big double circle. Give each child a bean bag. Have them balance them on their heads. Tell the children that you will start the music and tell the children to move however you command them to move, such as march, walk, skip, tip toes, big knee bends, pat head, fly like a bird, etc. (BUT NOT RUN!!!) and try not to let their bean bag fall off their heads. When/if the bean bag falls off, a team is to sit down. When the music stops, all of the seated children are asked a question. If they get the right answer, then everyone is released to the march again. If not, then they must wait until the next time a question is asked and answered correctly.

Game continues as number of questions, time, and attention span allow.

NOTE: Have the children who are "out" help make up actions for the other children to do, put them in charge of the music, etc. along with you. This will keep them happily occupied as they continue.

Non-competitive Option

Let all the children whose beanbag fell join back into the march, even if the class misses the question. Add the missed question back into the bag for further review.

Optional TAKING IT TO OTHERS Activity: Quiz Questions

Have the children choose a few of the questions from the game to ask the parents/other children during TAKING IT TO OTHERS time. Help pre-readers by whispering the question in their ear and letting them ask it aloud to the parents/other children. Make sure you read the Bible verse aloud before you ask your questions.

Directions:

1. Write words to song in large print before class.
2. Play the song for the children, helping them follow along on the song sheet.
3. Discuss the song, using a few questions from the discussion sheet. *Don't use them all!*
4. Introduce sign language for key words of your choice from sign language sheet for your song. Use as few or as many as you think the children can learn.
5. Sing and sign the song. Sign language as well as large format lyrics and sheet music are found in the PFI Unit Songbook or online.
6. If desired, play the Song Game.

Optional TAKING IT TO OTHERS Activity: Presenting and Singing the Song

1. Sing and sign the song, encouraging the watching children/parents to join in.
2. Ask the class some of the questions listed below. The Bible Truth Connection Question is particularly good to help them understand how the song ties in with the Bible Truth.

Amazing Grace

Verse 1

Amazing grace, how sweet the sound,
That saved a wretch like me.
I once was lost, but now am found.
Was blind but now I see.

Verse 2

'Twas grace that taught my heart to fear,
And grace my fears relieved;
How precious did that grace appear
The hour I first believed!

Listen to it on PFI NIV Songs 11, Tracks 12,13

1. What is grace? *Being treated with favor or given a gift that you could never deserve.*
2. What is a wretch? *A person who has done bad things and deserves nothing. A person who is bad trouble and can't get out of it.*
3. What was the wretch saved from? *From the punishment he deserved from God for the bad things he had done; and, from the trouble his sins had gotten him into.*
4. Who saved this wretch and how? *Jesus died on the cross to pay for his sins and the Holy Spirit worked in his heart that he might see his sins, turn from them and believe in Jesus.*
5. How is being a sinner like being "lost" and becoming one of God's people like being found? *All people were made to know and love God, yet they rebelled against Him and cut themselves off from Him. Now, unless God works in their hearts to help them believe in Jesus and receive forgiveness for sins, they will live their lives apart from God and His blessings, like someone lost out on their own away from their home. But, when someone does turn to God and believe in Jesus, they come to know God again and all the blessings that come with knowing Him. That is like being found and brought back to your wonderful home after being lost out on your own.*
6. What kind of "blindness" and "seeing" did the wretch have? *Spiritual blindness—not being able to know that you are a sinner or know God. Spiritual sight—being able to know that you are a sinner and able to know God.*
7. What three things did God in His grace "do" in the wretch's heart (verse 2)? *Made his heart to fear God's wrath against his sin; relieved his fears as he learned about Jesus' offer of forgiveness to those who believe in Him; and, worked in his heart that he would believe in Jesus as his Savior.*
8. How did God in His grace "do" these things in the wretch's heart? *By His Holy Spirit, working in his heart.*

Bible Truth Connection Question

1. How does this song relate to our Bible Truth: **The Holy Spirit Brings Us to God?**

All people would be lost in their sins and rebellion forever if it were not for God's work by the Holy Spirit in their hearts. By God's amazing grace, His free gift given to sinners, the Holy Spirit works in the hearts of God's people. He first gives them "sight" to make them aware of their sinfulness and to fear His judgment, then as they turn to Him, He relieves their fears by taking away their guilt the hour they believe. He cleans their hearts from sin and gives them love for God. Why does the Holy Spirit do this? Because Jesus died on the cross and paid for all their sins. God's people know the gift of the Holy Spirit working in their hearts all because of Him!

Story Connection Question

1. How does this song relate to today's story? *Paul had hated Jesus and the Christians. He had done all he could to stop them from telling the good news of Jesus. He had even killed Christians! But on the way to Damascus, the Lord showed Paul His amazing grace. He appeared to Paul and worked in Paul's heart that he would see his sin and fear God's punishment. He also gave him a heart to believe in Jesus and know God's forgiveness for his sins. Paul was amazed that God would show him such grace! How precious it was to him, not just the hour he first believed in Jesus, but every day of his life. From then on, he did everything he could to tell others about salvation through Jesus.*

Bible Connection Question

1. What does this hymn have to do with our Bible Verse: **Titus 3:4-7**: "But when the kindness and love of God our Savior appeared, he saved us, not because of righteous things we had done, but because of his mercy. He saved us through the washing of rebirth and renewal by the Holy Spirit, whom he poured out on us generously through Jesus Christ our Savior, so that, having been justified by his grace, we might become heirs having the hope of eternal life?"

God, in His kind grace, sends His Holy Spirit to work in His people. He shows God's people that they are "wretches" before Him—they are sinners deserving His punishment. When they see they deserve His punishment it causes them to fear. Through His Word and others sharing the good news of Jesus with them, they hear how God sent His Son Jesus to take the punishment for the sins of all those who turn away from their sins and trust in Jesus as their own Savior. They are forgiven! They will not face God's punishment! This relieves their fears from the hour they believe. How amazing is God's grace given to them through Jesus' death on the cross...and given to them through the work of the Holy Spirit in their hearts.

Life Application Questions

1. How can our lives be affected by the message of this song? *We thank God for His amazing grace shown to sinners and ask Him to send the Holy Spirit to work in our hearts that we might see our sins, turn from them and believe, like the person in this song.*

ACTS Questions

1. What is something we can praise God for from this hymn?

Praise God for being the Giver of Amazing Grace, enough to save His sinful people.

2. What are sins we can confess to God from this hymn? *We can confess that many times we are blind to our sins, not even seeing them. We need God's grace! We need a Savior!*

3. What is something we can thank God for from this hymn?

We can thank God for showing His people their sins, helping them fear His punishment, and then forgiving their sins through Jesus. We can thank God for the gift of faith, given to His people, by His grace.

4. What is something we can ask God for from this hymn?

That God would work in our hearts that we might see our sins, turn from them and trust Jesus as our Savior

Gospel Question

1. What is the good news of Jesus that can relieve our fear of God's punishment? What is the gospel?

God is the good Creator and King of the world. He made people to worship Him and live by His good laws. But we are all sinners who've rebelled against Him. We all deserve death--God's just, eternal punishment for our sins. How terrible! But God has good news for us. In His great mercy, God sent His Son, Jesus to earth as a man to save sinners. He lived the perfect life that pleases God. (He's the only one who's ever done that!) He offered it up to God His Father as the perfect sacrifice for sins when He suffered and died on the cross. Then, on the third day, Jesus rose from the dead in victory. He had fully paid for the sins of God's people, so they wouldn't have to! Now all who turn away from their sins and trust in Jesus as their Savior will receive forgiveness of sins and eternal life with God. They will be His very own special people who will know Him and enjoy Him forever. We can be God's people, too, if we turn from our sins and trust in Jesus as our own Savior.

Song Game: Sign It, Say It, What Does It Mean?

Materials

Sign Language signs used in song, particularly choose words with important meanings you want the children to learn, such as "grace", "redeem", etc.

Bag or bowl

Preparing the Game

1. Cut out signs and put in bowl.

Playing the Game

1. Practice the song and signs until the children know them well. Then put all the signs we've learned in this bag/ bowl and mix them up.
2. Ask one of the children to choose a sign, but not show it to anyone...but you, if they need some help.
3. Ask the child to do the sign for the rest of the children and see if the other children can guess which one it is. Do the sign with the child, if desired.
4. When the children guess the sign, ask them the meaning of the word. If no one guesses the sign, put it back in the bowl to be picked again.
5. Choose another child to pick a new sign from the bag and continue.

NOTE: You might want to sing the song after you do each word or couple of words.

Game continues as number of questions, time, and attention span allow.

choose a FEW questions for discussion, then choose the game and/or music activity

Meditation Version: Titus 3:4-7

"But when the kindness and love of God our Savior appeared, he saved us, not because of righteous things we had done, but because of his mercy. He saved us through the washing of rebirth and renewal by the Holy Spirit, whom he poured out on us generously through Jesus Christ our Savior, so that, having been justified by his grace, we might become heirs having the hope of eternal life."

Alternate Memory/Games Version: Titus 3:5

"... He saved us, not because of righteous things we had done, but because of his mercy. He saved us through the washing of rebirth and renewal by the Holy Spirit."

Understanding the Bible Verse

1. Who was the kindness and love of God our Savior who appeared and saved God's people? Jesus.
2. Why is kindness and love of God a good way to describe Jesus? God is so kind. He treats us so much better than we deserve. So in His love, He chose to rescue sinners from their biggest problem that they could never rescue themselves from--their sin and the punishment of death they deserve because of sin. Jesus chose to come, suffer and die for the sins of God's people to save them. This is the most kindness and love anyone has ever shown--and to people so undeserving!
3. Why did Jesus come to be our Savior? Because of His mercy, not because of righteous things we had done.
4. What are righteous things? Obeying God and His good laws.
5. Why did it have to be God's mercy, not our righteousness that Jesus came to save us? Because we are all sinners. We could never deserve such kindness from God because of what we do. We would have to be perfect to serve that.
6. Who is "us" that God saved? *God's people. All who turn from their sins and trust in Jesus to save them. That can be us, too, when we turn from our sins and trust in Jesus as our Savior.*
7. How did God save His people? *Through the washing of rebirth and renewal by the Holy Spirit He gave them through Jesus Christ, their Savior.*
8. What does "rebirth" mean? *To be born again, born of God.*
9. What does "renewal" mean? *To be made like new again.*
10. Who gives rebirth? Who renews them? *The Holy Spirit.*
11. What part of us is born again, is renewed by the Holy Spirit? *Our spirits, our hearts.*
12. How is being born again and being renewed by the Holy Spirit like being washed? *Our spirits are "dirty" with sin. The Holy Spirit makes them like new, just like washing dirty clothes takes away the dirty and makes them look like new.*
13. Why did it have to be through Jesus that God could give His People the Holy Spirit? *No sinner can have the Holy Spirit live inside him unless his sins have been paid for. Jesus offered His life up as the payment for the sins of His people, since they could never pay for them, themselves. So it is only through Jesus' death for us that we could ever be made right to receive the Holy Spirit to work in our hearts.*

Bible Truth Connection Question

1. What does this verse have to do with the **Bible Truth: The Holy Spirit Brings Us to God?**

God's people receive this gift of rebirth and new life through the Holy Spirit because of what Jesus did on the cross to save them: He took the punishment for all their sins. The Holy Spirit works inside the hearts of sinners so that they can see their sins, be sorry for them and want to turn away from them. He gives them faith in God. He gives them new hearts that want to please and love God.

Bible Truth Story Connection Questions

1. How did God change Paul? *Jesus appeared to Paul and showed him that He really was the Son of God. He sent the Holy Spirit to work inside his heart, changing it from unbelief and hatred to faith and love for Jesus.*
2. How did the people know that something very amazing must have happened inside the heart of Paul? *Paul had been someone who did not believe in Jesus and wanted to kill Christians and was changed into someone who loved Jesus wanted to please Him and would even be willing to die for Him.*

Life Application Questions

1. What should we do if we want the Holy Spirit to wash and renew our hearts? *Turn from our sins and believe in Jesus as our Savior.*

ACTS Questions

1. What is something we can praise God for from this Bible Verse?

Praise God for being the Giver of the Holy Spirit to His People to give them new birth and new life in Him.

2. What are sins we can confess to God from this Bible Verse? *That we have all turned away from God. None of us love God on our own and obey Him. We deserve God's punishment! We need a Savior! We need the Holy Spirit!*

3. What is something we can thank God for from this Bible Verse? *We can thank God for sending Jesus to die for His people's sins, that they could be given new birth and new life through the Holy Spirit.*

4. What is something we can ask God for from this Bible Verse? *We can ask God to work in our hearts that we would want to turn away from disobeying Him and trust in this wonderful Jesus as our own Savior. We can ask Him to give us new birth and new life through the Holy Spirit. We can ask Him to give us hearts that know and love God.*

The Gospel

1. What is the good news of Jesus that the Holy Spirit helps us believe? What is the gospel?

God is the good Creator and King of the world. He made people to worship Him and live by His good laws. But we are all sinners who have rebelled against Him. We all deserve death--God's just, eternal punishment for our sins. How terrible! But God has good news for us. In His great mercy, God sent His Son Jesus to earth to save sinners. Yes, Jesus, the perfect Son of God, left His home in heaven and became a man. He lived the perfect life that pleases God. (He's the only one who has ever done that!) He offered it up to God His Father as the perfect sacrifice for sins when He suffered and died on the cross. Then, on the third day, Jesus rose from the dead in victory. He had fully paid for the sins of God's people, so they wouldn't have to! Now all who turn away from their sins and trust in Jesus as their Savior will receive forgiveness of sins and eternal life with God. They will be His very own special people who will know Him and enjoy Him forever. We can be God's people, too, if we turn from our sins and trust in Jesus as our own Savior.

Game: Balloon Find

Materials

Bible verse written up in large print so that all can see
 2 large pieces of paper or poster board
 Paper, pencil, permanent marker
 Balloons, at least one per child and up to one per word of verse per team.
 2 Baskets or garbage bags
 Masking Tape

Preparing the Game

1. Make copy of the verse per team and cut it apart into as many parts as there are balloons per team. Number these verse pieces in order. Make a sign per team of the verse. If you have a lot of non- or early readers, write the verse in easy to read print, numbering each word/section that correspond to the sections on the cut-up version of the verse. If your children are all proficient readers, do not write the verse on the poster board, but simply draw lines and number them 1-10, corresponding to the 10 verse pieces. Write down and cut out the numbers used on the verse pieces and put in a little bag or jar. Designate particular colors /shapes of balloons for each team. You can choose to have only one color per team (i.e., Team 1 has only blue balloons); Team 2 has only red ones) or multiple colors/shapes per team (i.e., Team 1 has orange and blue balloons, Team 2 has red and blue balloons). Roll up the pieces of paper and insert each one into each of the balloons. Write the corresponding number on the outside of the balloon with the permanent marker. Make sure to have a complete set of the verse for each team. Store each set of balloons in baskets or garbage bags until game time. Make a circle of masking tape: one larger one in the middle, where all the balloons will be released. Make two starting lines, one for each team.

Learning the Verse

Some or all of your children may be non- or early readers. Teach the verse in sections, having them say it after you. Repeat a few times. Add clapping or other movement as they say it.

Directions

1. If desired, lead the children in a discussion of a **FEW** of the most important questions before beginning game.
 2. Explain the game to them as follows:
 Split the children into two teams and have them stand/sit in line. Tell them that all the words to the Bible verse are inside of the balloons. Let them know what color balloons their team will be looking for. Release all the balloons into the middle circle. Say the verse together as a group. Draw a number out of the bag and tell it the group. Then, at your word, let the first child in each team go find the correctly numbered balloon from the pile of balloons. They will each bring back their balloon and sit on it to pop it (or let you or someone else pop it. Remove the piece of verse and put them in a pile. Everyone one then says the verse again, the teacher pulls another number out and the next two children go to find the new number. Continue until all the numbers are found. Have each team stick their verse pieces up on their poster board, then say the verse together. If working with less confident readers, point out to them that they can use the sign you made and the numbers in the verse pieces as hints to help them line it up properly. The team then says the verse together. The first team to do so, wins. The first team who does, wins.

Non-competitive Option: Have the teams add each piece of verse to their poster board as it is retrieved from the balloon. At the end, have everyone say the verse together again.

Optional **TAKING IT TO OTHERS** Activity: Quiz Questions

Have the children choose a few of the questions from the game to ask the parents/other children during **TAKING IT TO OTHERS** time. Help pre-readers by whispering the question in their ear and letting them ask it aloud to the parents/other children. Make sure you read the Bible verse aloud before you ask your questions.

Directions:

1. Write words to song in large print before class.
2. Play the song for the children, helping them follow along on the song sheet.
3. Discuss the song, using a few questions from the discussion sheet. *Don't use them all!*
4. Introduce sign language for key words of your choice from sign language sheet for your song. Use as few or as many as you think the children can learn.
5. Sing and sign the song. Sign language as well as large format lyrics and sheet music are found in the PFI Unit Songbook or online.
6. If desired, play the Song Game.

Optional TAKING IT TO OTHERS Activity: Presenting and Singing the Song

1. Sing and sign the song, encouraging the watching children/parents to join in.
2. Ask the class some of the questions listed below. The Bible Truth Connection Question is particularly good to help them understand how the song ties in with the Bible Truth.

He Saved Us

He saved us, he saved us,
Through the washing of re-birth
And renewal by the Spirit.
He saved us, he saved us,
Through the Holy Spirit.
The Holy Spirit whom he poured out,
On us generously,
Through Jesus Christ our Lord,
The Holy Spirit whom he poured out,
On us, through Jesus Christ.
Titus Three, verse five through seven.

Listen to it on PFI NIV Songs 11, Track 14

Song Game: Pass the Secret Sign

Materials

Sign Language signs used in song, particularly choose words with important meanings you want the children to learn, such as "grace", "redeem", etc.

Bag or bowl

Blindfold

Preparing the Game

1. Cut out signs and put in bowl.

Playing the Game

1. Practice the song and signs until the children know them well.
2. Have all the children stand in a tight circle, except one, "It," who will stand in the middle of the circle, blindfolded.
3. Have the children in the circle to put their hands behind their backs. Choose a sign from the bag and hand to a child in the circle, still keeping hands behind their backs, not looking at the sign.
4. When "It" says "Pass the Secret Sign", the children will begin to pass the sign around behind their backs.
5. When "It" says "Stop the Passing!" the child who has the sign freezes with the sign behind his back.
6. The child with the sign brings it around and looks at it. You can help the child practice the sign.
7. Then take the blindfold off of "It", watch the child with the card do the sign, then have "It" guess the name of the sign. (If desired, "It" can ask another child in the circle for help with their guess.)
8. The holder of the sign then becomes "It." Sing the song with all the signs, then repeat.

STORY REVIEW

Directions: Read and discuss Bible Truth, using a FEW of the questions. Play game. Feel free to modify the game to fit your children.

General Story Questions

1. Why was Saul arresting Christians in Jerusalem? *Because he believed they were worshiping a fake Messiah.*
2. What did Saul do with the Christians after arresting them? *Drag them off to jail.*
3. What did the Christians decide to do to avoid being put in jail? *To flee Jerusalem.*
4. Where did the Christians go when they left Jerusalem? *Into Judea, Samaria and beyond.*
5. What did the Christians do when they went to other cities that made Saul so mad? *They were telling people there about Jesus. People were hearing the good news of salvation through Jesus and were being saved. This was the last thing Saul wanted!*
6. Why was Saul especially worried about the Christians going to Damascus? *Damascus was a big center for trade with many other parts of the world. If the Christians went to Damascus and told people about Jesus there, Christianity might spread rapidly to other parts of the world.*
7. What did Saul ask the high priest for? *Orders to arrest the Christians in Damascus, bring them back to Jerusalem and put in prison.*
8. What did Saul want to do when he got to Damascus? *Arrest the Christians to keep the worship of the LORD pure (not have Jews believe in Jesus as the Messiah and Savior.)*
9. What did Jesus say to Saul when He appeared to him? *Saul, why do you persecute Me? He told Saul to go to Damascus and He would tell Saul what he was to do next.*
10. Why did Saul have to be led to Damascus? *The Lord made him blind.*
11. What did the Lord say to Saul? *"Saul, why do you persecute Me?"*
12. How was Saul persecuting Jesus? *By harming Christians and by making it difficult to tell others how they could be saved by believing in Him.*
13. What did Saul do the first three days he was in Damascus? *He stayed in Judas' house for three days, praying, but not eating or drinking.*
14. What did the Lord tell Ananias to do? *Go to the house of Judas and lay hands on Saul to restore his sight.*
15. Why was Ananias scared to go to see Saul? *Because Saul was known for his terrible persecution of the Christians. He was afraid that Saul would arrest him, too. It was hard for him to believe that Saul was really a changed man, a believer in Jesus.*
16. What did Ananias do to Saul? *He laid hands on him and something like scales fell off of Saul's eyes. He could see again. Saul was then filled with the Holy Spirit and Ananias baptized him.*
17. How did the Holy Spirit work in Saul's heart? *He showed him his sins—especially against the Christians, gave him faith to believe that Jesus really was the Messiah cleansed his heart and filled it with true love for God.*
18. Why did Saul call himself the chief of sinners? *Chief of sinners means the worst of sinners. He thought he was one of the worst sinners because he actually hated Jesus and helped to have killed and arrested His followers, God's people.*

Bible Truth Connection Questions

1. What does this story have to do with our Bible Truth: The Holy Spirit Brings Us to God? *The Lord showed Himself to Saul, and by the Holy Spirit, worked in his heart that he would turn from his hateful, sinful ways and believe in Jesus as His Savior.*

Bible Verse Connection Question

1. What does the story have to do with our Bible Verse: **Titus 3:4-7**: "But when the kindness and love of God our Savior appeared, he saved us, not because of righteous things we had done, but because of his mercy. He saved us through the washing of rebirth and renewal by the Holy Spirit, whom he poured out on us generously through Jesus Christ our Savior, so that, having been justified by his grace, we might become heirs having the hope of eternal life.?"

Ananias and the other Christians in Damascus could see that the Holy Spirit had washed Paul's heart and that he was born again, through faith in Jesus Christ. Now Saul believed that Jesus was the real Messiah. No longer did he want to kill Christians. Now he wanted to tell others about Jesus. He was even willing to die to tell others about Him.

Life Application Questions

1. How are we like Saul? *We are sinners who have rebelled against God.*
2. Like Saul, we have heard the good news of Jesus. What must we do to be saved? *Turn away from our sins and trust in Jesus as our Savior.*
3. Is anyone too sinful to be saved by God? *No! All who turn away from their sins and trust in Jesus will receive God's forgiveness of sins and eternal life!*

ACTS Questions

1. What is something we can praise God for being that we learned in our story?
Praise God for being so merciful to sinful people, even terrible sinners who hate Him and His people.
2. What is something we can confess as sin that we learned in our story?
Confess that like Saul, we are sinners who have all chosen to rebel God. We do not deserve God's forgiveness, but we need it!
3. What is something we can thank God for that we learned in our story?
We can thank God for loving sinners, even those they choose to not love Him. We can thank Him for seeking them out, working in their hearts by His Holy Spirit and giving them the gift of repentance of sins and faith in Jesus.
4. What is something we can ask God for that we learned in our story?
We can ask God to work in our hearts, helping us to turn away from our sins and trust Jesus as our own Savior. We can ask Him to fill us with His Holy Spirit and change us into people who know and love Him.

The Gospel

1. What is the good news of Jesus that Saul came to believe? What is the gospel?
God is the good Creator and King of the world. He made people to worship Him and live by His good laws. But we are all sinners who have rebelled against Him. We all deserve death--God's just, eternal punishment for our sins. How terrible! But God has good news for us. In His great mercy, God sent His Son Jesus to earth to save sinners. Yes, Jesus, the perfect Son of God, left His home in heaven and became a man. He lived the perfect life that pleases God. (He's the only one who has ever done that!) He offered it up to God His Father as the perfect sacrifice for sins when He suffered and died on the cross. Then, on the third day, Jesus rose from the dead in victory. He had fully paid for the sins of God's people, so they wouldn't have to! Now all who turn away from their sins and trust in Jesus as their Savior will receive forgiveness of sins and eternal life with God. They will be His very own special people who will know Him and enjoy Him forever. We can be God's people, too, if we turn from our sins and trust in Jesus as our own Savior.

Game: The Answer's in the Tent

Materials

Various props, objects, costumes, or even pictures from the story, enough for one idea per child at least.
 A small pup tent or blanket and chairs made into a tent
 Paper and pencil/pen to write down questions
 Jar or bag

Preparing the Game

1. Make a list of main characters, objects, elements from the story. For example in the story of Jesus being tempted in the wilderness you could have rocks, bread, blocks (like from the Temple), a globe, a red robe/shirt, etc. (for Satan), white robe for angels who came to comfort Jesus at the end, a Bible (the word of God that Jesus used to refute Satan), a picture of a desert or the sun, the number 40 (for 40 days and nights without food). The Plan-a-Play story sheet is a good source of ideas. If desired, you can write different point values--such as 5, 10, 25 points-- on questions, depending upon how hard they are. Place these objects in the tent.
2. Make up questions that have these props as their answers, such as: What did Satan tempt Jesus to turn the rocks into when He was so hungry? (bread)
3. Place the questions in a jar or bag.

Playing the Game

Have the children sit down in lines of equal teams. Tell them that in the tent are answers to the questions that you have folded up in the bag. They will take turns listening to a question and having the first person in line go into the tent and find the prop/costume piece/etc. that answers the question. If a team doesn't get the right prop, then the first person from the other team gets to go up and see if they can find it for a point.

Continue until all have had a chance to play or all questions have been answered. Tally points. Repeat game as time and attention spans allow.

Non-competitive Option

Don't put points on the questions. Don't split into teams, but instead sit in a circle around the tent. Have the children take turns going into the tent to retrieve the prop that fits the answer to the question.

Optional TAKING IT TO OTHERS Activity: Quiz Questions

Have the children choose a few of the questions from the game to ask the parents/other children during TAKING IT TO OTHERS time. Help pre-readers by whispering the question in their ear and letting them ask it aloud to the parents/other children.

CASE REPLAY ACTIVITIES

Use this guide to review the Case Story and act it out for others to enjoy!

CASE REPLAY, JR: YOUNGEST CHILDREN

Description: The children will act out the story together, everyone doing the same action/sound effect at the same time. This activity is most suitable for kindergarteners.

Materials

The Case RePlay, Jr. script for younger children

Preparation

1. Read through the script and write in the blanks along the side possible actions/sound effects the children could do to act it out.

Instructions

1. Tell the children that they will be re-enacting the story together as you tell it.
2. As you read the script, lead the children in actions/sound effects to do with you.
3. If desired, you can read the script and stop at certain sentences and ask them what a good action/sound effect would be to act out what you just read.
4. Repeat the re-enactment one or two times more.

CASE REPLAY, SR: OLDER CHILDREN

Description: The children act out the story as a three-scene play. You will narrate it using the Case RePlay, Sr. script and they will act it out (no spoken words, for the most part), with each child assuming a different character's role. This activity is most suitable for first grade and up. You will review the story, then practice it a few times before performing it for others.

Materials

The Case RePlay, Sr. script

White board or other large format paper (if using a word bank)

Costumes and props

Preparation

1. Prepare for the play by choosing costumes and props for each character in the story. Decorate the area with any scenery props.
2. Write the words "Beginning," "Middle," "End" on a large piece of paper/whiteboard with plenty of space under each heading. You will use this paper to help the children think about the story as a three-scene play, as it is presented in the script.

Instructions

1. Tell the children that they will get to act out the story as a three-scene play, with a beginning, middle and end section. Tell them that before they can act it out, they need to think it out. as you narrate it with your script.
2. Take the children's answers as they recount the story, helping them put key incidents in the right order.
3. If desired, when they have filled in their Beginning, Middle, End, read through your whole (real) script, so they hear exactly what you will have them act out.
4. Then tell the children that it's time to practice acting out the story.
5. Assign parts to each child. If you are using costumes, do NOT give them out at this point. They will be a distraction.
6. Have all the children sit on the floor or in chairs on one side of the "stage," then call the characters up in place as their part in the story comes.
7. As you read the script, guide the children in where you want them to move or do to act it out.
8. After going through the whole script once, give out any costumes and props and act out the script once or twice more.

Optional TAKING IT TO OTHERS Activity: Re-enacting the Story

Read the script as the children act out together (younger) or assuming different roles (older) as the other children or the parents watch.

CASE REPLAY, JR--YOUNGER KIDS (KINDERGARTEN) P.2

Welcome to our play! The name of our story is: The Case of the Surprising Sky.

This story takes place in Jerusalem, in New Testament times, only a few years after Jesus rose from the dead and went back up to heaven.

And now we present: "The Case of the Surprising Sky."

Scene 1:

Saul goes through Jerusalem, raiding the houses of Christians and dragging them away to jail. He believes that Jesus is a fake Messiah. He hates all who follow Him. Almost of the Christians in Jerusalem, except Jesus' original disciples, run away to other cities to escape Saul and the raids. As the Christians settle in these new cities, they tell others about Jesus and some of these people become Christians, too. Saul tells the high priest Caiaphas about the spread of believers in Jesus and asks to go to Damascus to arrest Christians there for telling Jews about Jesus. The high priest agrees to Saul's request.

Actions:

Scene 2:

Saul travels with some men to Damascus. When he is almost there, a bright, heavenly light suddenly shines down on Paul. Jesus speaks to Saul and tells him to stop persecuting Him (and His people.) Saul is struck blind. Saul is led into Damascus and taken to Judas' house. For three days he does not eat or drink, but only prays. The Lord spoke to a Damascus believer named Ananias in a vision and told him to go to Saul.

Scene 3

Ananias finds Saul, lays hands on him for his eyesight to be restored. He prays that the Holy Spirit will fill him. Saul's eyesight is restored, he is filled with the Holy Spirit and is baptized. Saul begins to preach in the synagogues that Jesus is the real Messiah. The Jews are shocked that the man who had persecuted Christians, now had become one.

Bible Truth Tie-In: The Bible Truth we are learning is: **The Holy Spirit Brings Us to God.** The Lord showed Himself to Saul and by the Holy Spirit worked in his heart that he would turn from his hateful, sinful ways and believe in Jesus.

CASE REPLAY, SR--OLDER KIDS (1ST GRADE AND UP) P.3

:Welcome to our play! The name of our story is: The Case of the Surprising Sky.

This story takes place in Jerusalem, in New Testament times, only a few years after Jesus rose from the dead and went back up to heaven.

The characters in our story are: Saul; the Jerusalem Christians; Soldiers; the high priest, Caiaphas; Ananias; Judas; Jesus; the people of Damascus; and, the Jewish leaders in Damascus.

And now we present: "The Case of the Surprising Sky."

Scene 1: (Beginning)

Saul goes through Jerusalem, raiding the houses of Christians and dragging them away to jail. He believes that Jesus is a fake Messiah. He hates all who follow Him. Almost of the Christians in Jerusalem, except Jesus' original disciples, run away to other cities to escape Saul and the raids. As the Christians settle in these new cities, they tell others about Jesus and some of these people become Christians, too. Saul tells the high priest Caiaphas about the spread of believers in Jesus and asks to go to Damascus to arrest Christians there for telling Jews about Jesus. The high priest agrees to Saul's request.

Scene 2: (Middle)

Saul travels with some men to Damascus. When he is almost there, a bright, heavenly light suddenly shines down on Paul. Jesus speaks to Saul and tells him to stop persecuting Him (and His people.) Saul is struck blind. Saul is led into Damascus and taken to Judas' house. For three days he does not eat or drink, but only prays. The Lord spoke to a Damascus believer named Ananias in a vision and told him to go to Saul.

Scene 3: (End)

Ananias finds Saul, lays hands on him for his eyesight to be restored. He prays that the Holy Spirit will fill him. Saul's eyesight is restored, he is filled with the Holy Spirit and is baptized. Saul begins to preach in the synagogues that Jesus is the real Messiah. The Jews are shocked that the man who had persecuted Christians, now had become one.

Bible Truth Tie-In: The Bible Truth we are learning is: **The Holy Spirit Brings Us to God.** The Lord showed Himself to Saul and by the Holy Spirit worked in his heart that he would turn from his hateful, sinful ways and believe in Jesus.

Scales Fall Off Saul's Blind Eyes

Description

Children will make the head of Saul with blind eyes with scales that come off, using a gallon water/milk jug.

Materials

Empty plastic gallon water/milk jug, one per child
 White card stock
 Sticky back (or regular) Felt or paper in brown, black, red
 Craft glue
 Markers
 Paper fasteners, two per child
 Something sharp to bore holes in the milk jugs
 Scissors



Preparing the Craft

1. Make one copies of Templates #1-6 out of paper or felt, as many as are specified on each template.
2. Turn the milk jug upside down with the handle facing you. The handle is the nose and eyebrows of the man, the eyes will be made in the space on either side of the handle. Bore a hole the size of a paper fastener directly above each eye hole. Use Template #1 as a guide to where this hole should go above the eye. This will be where the paper fastener goes that hold the scale piece in place. Use scissors to cut out a section from the back side of the jug, behind where the eyes will go. This will be used to get to the back of the paper fastener to secure in place. Leave the top part and sides intact, as they will be needed to glue the hair, etc. down securely.

Making the Craft

1. Show the children your sample of the craft.
2. Have the children color the eyes of their man. Glue eyes in place.
3. Have the children glue the small brown felt/paper circles to the Mud Template (or can color them.)
4. Have the children punch the paper fastener through the hole in the Scales Template, then put the paper fastener through the hole above the eye. Fastener on back side of milk jug.
5. Have the children glue the hair, beard, moustache, lips, eyebrows onto their man.
6. Scales can be removed and eyes will appear as they pivot the scales to the side.

Making the Craft

1. Show the sample of the craft you have made.
2. Have the children first make their flax bundles. This will allow them to dry while they work on their spies.
 Flax Bundles: Spread a liberal amount of glue on the cardstock/toilet roll. Stick on the materials you chose to use for the flax. Set aside to dry.
3. Next, have the children make their spies.
 - a. Twist together two of the trash bag ties to make into one long one.
 - b. Twist the middle of this long trash tie (or one pipe cleaner) around the handle of the spoon, directly underneath the cup portion of the spoon. This will be the spy's arms.
 - c. Have the children decorate the spy's outfit using the markers.
 - d. Dress the spy by slipping the outfit over his head so that it rests on his pipe cleaner "shoulders."
 - e. Take the other twisty tie/pipe cleaner and twist around the middle of the spy as a belt.
 - f. Add eyes, hair, etc to the spy's face.
 - g. Stick the spy inside the flax bundle. You can push the spoon handle up and down to let his head pop out, if you want.

Optional TAKING IT TO OTHERS Activity: Craft Presentation

If you are presenting the craft to other children or parents the children can hold up their crafts (or your model craft) and read their Bible Truth Connection answers to explain the importance of the craft.

CASE CRAFT**Discussion Guide****Instructions:**

As the children are settled into making their craft, ask them these questions to help them understand the craft's significance. Use the answers provided to guide the children's answers.

Discussion Questions

1. Where was Saul when he heard Jesus speak to him? Where did he go afterwards? *On the road to Damascus. To Judas' house in Damascus.*
2. Who did the Lord send to Saul? To do what? *He sent Ananias to pray for him.*
3. What happened when Ananias prayed for Saul? *Saul was filled with the Holy Spirit. Scales fell off of his blind eyes and he could see again. The Lord saved him and healed his eyes.*
4. What is Bible Truth that we are learning? *The Holy Spirit Brings Us to God.*
5. What does our craft have to do with our Bible Truth: The Holy Spirit Brings Us to God. *Ananias had been scared of Saul, but when he saw that the Holy Spirit had filled Saul's heart and that the Lord had healed his blind eyes, then he knew that the Lord had changed Saul into one of His people.*
6. What can our craft help us remember? *God uses the Holy Spirit to change even the hardest hearts. Even hearts filled with hate for Him and His people.*

TAKING IT TO OTHERS**Craft Presentation****Instructions:**

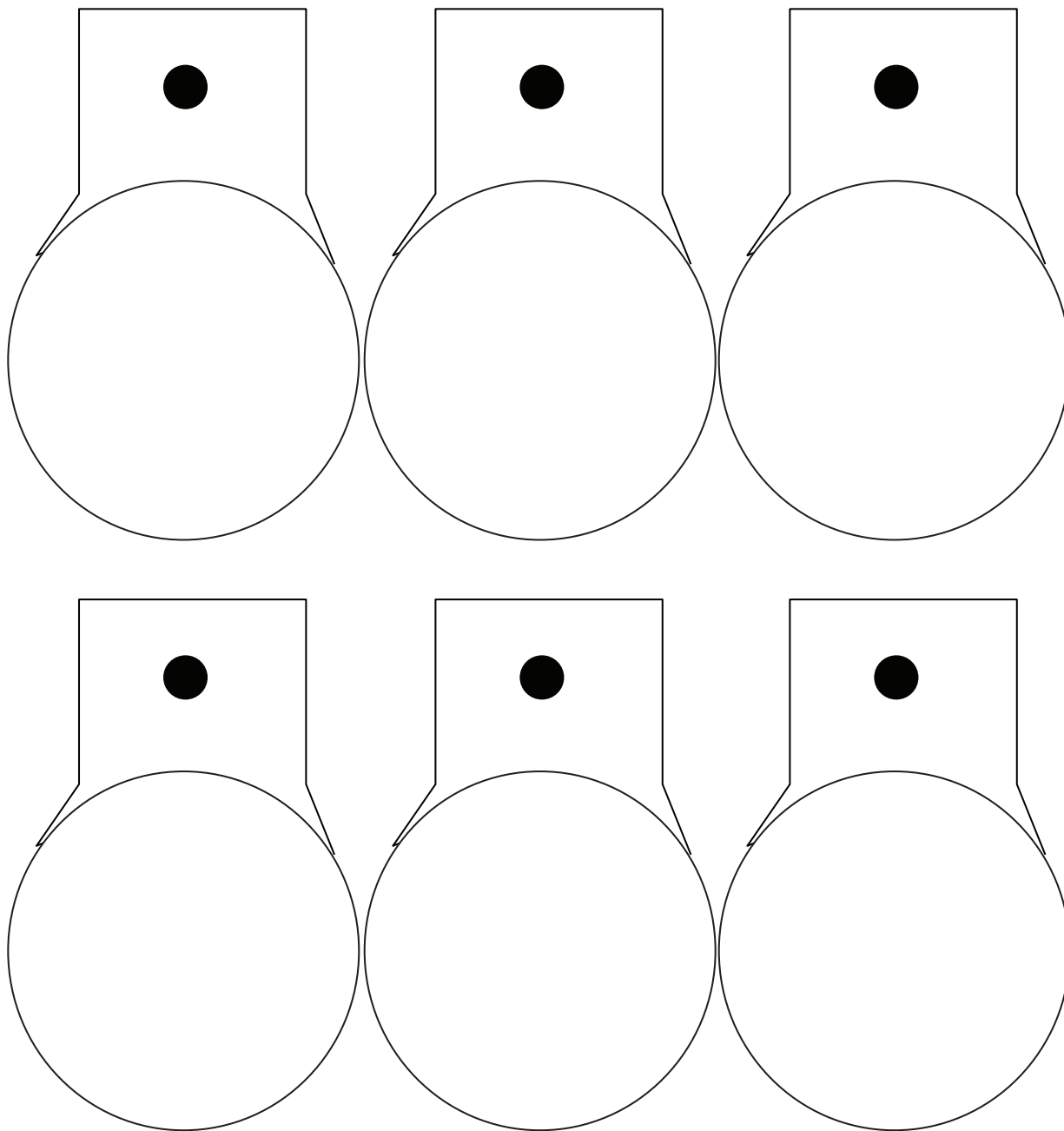
Have children hold up your model craft/their crafts. Choose five children (or you say) the five sections below to explain the craft's importance.




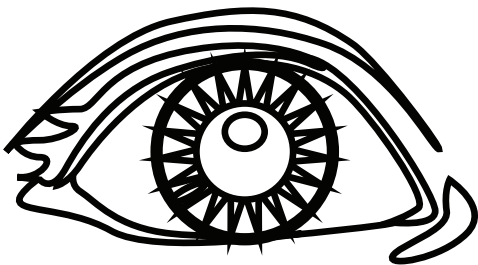
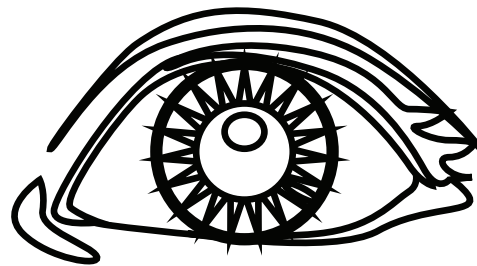
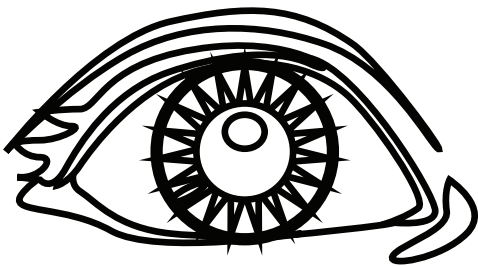
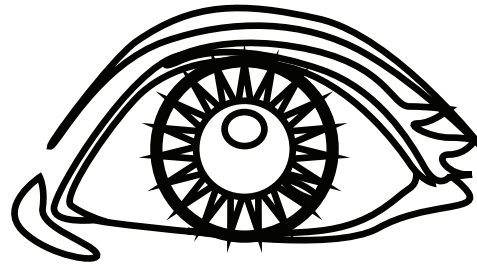
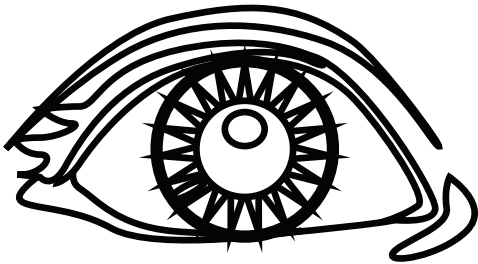

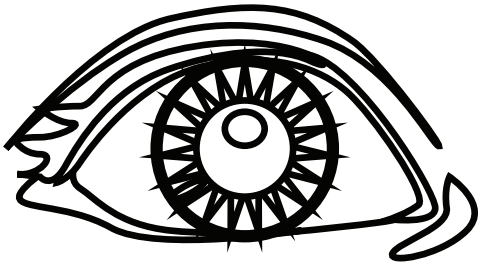


Presentation:

1. Our craft is: Scales Fall Off Saul's Blind Eyes.
2. At Judas' house in Damascus, Ananias prayed for Saul and Saul was filled with the Holy Spirit. Scales fell off of his blind eyes and he could see again. The Lord saved him and healed his eyes.
3. Our Bible Truth is: The Holy Spirit Brings Us to God.
4. Ananias had been scared of Saul, but when he saw that the Holy Spirit had filled Saul's heart and that the Lord had healed his blind eyes, then he knew that the Lord had changed Saul into one of His people.
5. Our craft can help us remember that God uses the Holy Spirit to change even the hardest hearts. Even hearts filled with hate for Him and His people.


Note: Even non-readers can participate in presenting the craft, if you will whisper what they are to say in their ear and let them say it aloud for the others to hear.

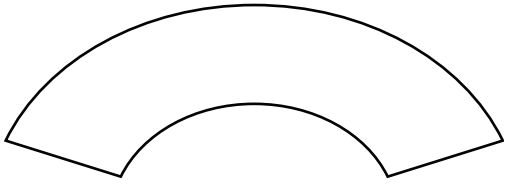
Craft Pattern #1
Mud Coverings



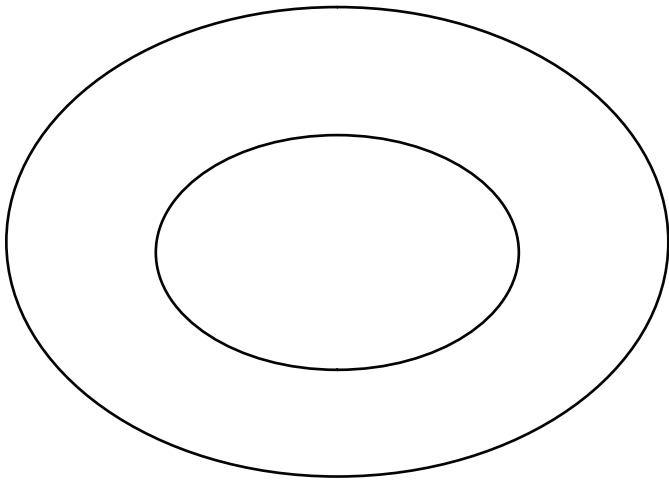


Craft Pattern #3
Hair Template






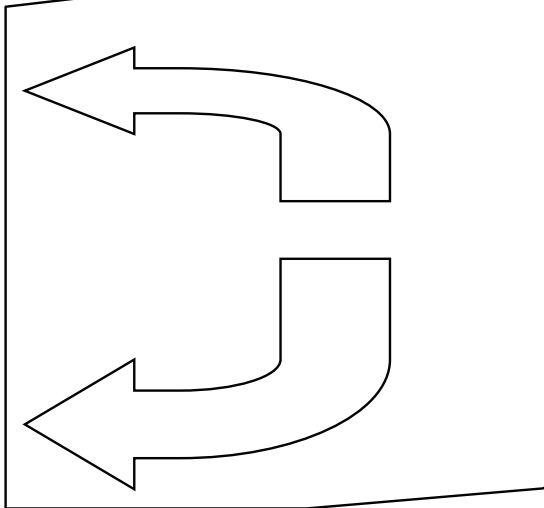
Craft Pattern #4 Eye brows



Craft Pattern #5 Mouth



Craft Pattern #6 Beard



BEFORE CLASS:**1. PICK YOUR PERSON**

VIPPs can be anyone in your church! Typically, they fall into 6 categories: Church staff, Elders, Deacons/deaconesses, Special Volunteers (people who aren't paid, but spend a lot of time helping out in particular ways), Supported Workers (aka missionaries), and Church Members.

2. GATHER YOUR FACTS

Use the VIPP Information Sheet to write down the facts about your VIPP. The information on this worksheet is used in the VIPP activities, listed in the "Choose an Activity" section below.

DURING THE ACTIVITY:**1. INTRODUCE YOUR VIPP**

Introduce your VIPP to the children, using the VIPP Information Sheet. Fill in a set of VIPP Clue Cards with the information for your VIPP. If desired, you can even have the actual person come into class for the children to meet.

Need help describing what someone does for the church in a kid-friendly way? Check out the list of common VIPPs on the Praise Factory website in the PFI resources. There are lots of kid-friendly descriptions for common VIPP's, such as pastors, elders, deacons and a lot more.

2. PRAY!

Lead the children in praying for the VIPP. Ask the children if they would like to pray for one of the VIPPs prayer requests. Even non-readers can pray for the VIPP if you whisper the prayer request in their ear, then let them say it aloud. Never force a child to pray!

3. CHOOSE AN ACTIVITY

There are two activities you can use to help the children learn about the VIPP:

VIPP Clue Cards: These are nine coloring sheets in which children fill in the nine things they learn about the VIPP from the VIPP Information Sheet. Photocopy a set of each child. Use as few or as many of these Clue Cards as you desire.

VIPP Game: This is a game that uses a set of Clue Cards for one or two VIPPs.

Choose a VIPP and fill in his/her information on the VIPP Information Sheet. Fill in a set of VIPP Clue Cards with the information for your VIPP. Tell the children about the VIPP, having them fill in the VIPP Clue Cards with the key facts as they learn them. Write any words the children need to write on a white-board or other piece of paper so they can see how to spell them. Help younger children write these words on their clue cards. Ideas for how to tell the children about many common VIPPs are listed at praisefactory.org with the resources for this Bible Truth.

Optional TAKING IT TO OTHERS Activity: Introduce and Pray for the VIPP

If you are presenting the VIPP to other children or parents you can assign children to hold up the 10 clue cards and say what each card tells about the VIPP. (Or, you can have the children hold them up as you tell what each one means.) Then lead the children in praying for the VIPP.

Game: Stop and Go

Materials

Information for one VIPP

2 Sets of Clue Cards

8 8.5" x 11" Manilla Envelopes

Ball

Blindfold

Bag

Preparing the Game

1. Fill in one set of clue sheets for the VIPP you are using.
2. Tape the other (blank) set of Clue Cards to the outside of the manilla envelopes.
3. Put the filled-in clue cards in the corresponding envelope.
4. Put all the Clue Cards envelopes in a bag, except for the ones with the names and pictures of the VIPPs.

Playing the Game

Reveal: Tell the children about the VIPP, showing them your filled-in clue cards as you tell about them.

Review: Have the children stand or sit in a circle. Choose one child to be the Caller. The Caller stands in the center of the circle, blindfolded. Hand the ball to a child in the circle. At the Caller's "Go" command, the ball is passed around the circle. It is passed around until the Caller says "Stop." Whoever has the ball when the Caller says stop chooses a Clue Card envelope. The child (or the teacher) tells the class the Clue Card category and asks them if they can remember the answer for the VIPP. The envelope is opened to see what the answer is. If the children get it right, the category is retired. If they get it wrong, it goes back into the pile of envelopes.

VIPP INFORMATION SHEET

VIPP NAME:

WHAT VIPP LOOKS LIKE

Man or Woman? _____

Hair color? _____

Eye color? _____

FAVORITE ANIMAL

FAVORITE FOOD

FAVORITE FREE TIME ACTIVITY

WHAT VIPP DOES DURING WEEK

VIPP GROUP OF SERVICE:

Church Member

Deacon

Elder

Church Staff

Special Volunteer

Supported Worker
(Missionary)

3 WAYS VIPP SERVES CHURCH

3 WAYS TO PRAY FOR THE VIPP
