

## **BIBLE TRUTH 3, LESSON 2: PLANNER/OVERVIEW**

**GETTING STARTED: Welcome and Opening Songs** (*introduce unit and get kids moving with these songs*)

**Welcome to Praise Factory:** PFI: Praise Factory Investigators Theme Song *PFI NIV Songs 11, Track 1*

**Rules to Help Us Worship God and Love One Another:** WoGoLOA Classroom Rules Song  
*PFI NIV Songs 11, Track 2*

**Big Question Under Investigation:** Big Question 11 Songs *PFI NIV Songs 11, Tracks 3,4*

**Big Question Bible Verse:** Romans 6:23 Song *PFI NIV Songs 11, Track 5*

**DIGGING DEEP DOWN: Key Concept and Story** (*introduce the Bible Truth and tell the related story*)

**Bible Truth 3:** We Must Trust Jesus as Our Savior and Obey Him as Our Lord

**Bible Truth Hymn:** To God Be the Glory, v.2 *PFI NIV Songs 11, Track 10*

**Bible Verse:** Romans 10:9-10

**Bible Verse Song:** If You Confess with Your Mouth *PFI NIV Songs 11, Track 11*

**Lesson 2 Story of the Saints:** The Case of the Talking Tea Chests

**TAKING ACTION: Response Activities** (*choose from among these activities*)

**Snack and Discussion Planner:** Food for Dog and Man

**ACTS Prayer:** Prayer Sheet

**Bible Truth Review:** Discussion Questions and Game: Circus Lions

**Bible Truth Hymn:** To God Be the Glory, v.2 *PFI NIV Songs 11, Track 10*  
Song, Sign Language and Song Game: Word Take Away **PFI NIV Songs 11 BOOK or ONLINE**

**Bible Verse Review:** Romans 10:9-10 Discussion Sheet and Game: Hot and Cold Hide

**Bible Verse Song:** If You Confess with Your Mouth: Romans 10:9-10 *PFI NIV Songs 11, Track 11*  
Song, Sign Language and Song Game: Big Voice, Little Voice **PFI NIV Songs 11 BOOK or ONLINE**

**Story Review:** Discussion Questions and Game: Shoe Search and Ransom

**Case Replay, Jr: Drama Activity for Youngest Children** (children do same story actions together)

**Case Replay, Sr: Drama Activity for Most Children** (children re-tell story with individual parts)

**Craft:** The Gospel in the Sign Pictures of the Cree Language

**VIPP (Very Important Prayer Person) Prayer Time:** Coloring Sheets (back of book) & Game: Beanbag Toss In

**TAKING IT HOME: Take Home Sheet for Review and Family Devotions**

**PFI Pronto:** Bible Truth 3, Lesson 2 **PFI NIV Prontos 11 BOOK or ONLINE**

**The Case of the Talking Tea Chests**

by Connie Dever

**Our story is called:****The Case of the Talking Tea Chests.****As you listen to the story, see if you can figure out:**

1. Who had the tea chests? How did he make them talk?
2. Who did he want them to talk to? What did they do when they heard what the tea chests had to say?

This story is not in the Bible. It is a true story about God's people obeying Jesus' command to spread the good news of salvation to the whole world. It takes place near the North Pole in Canada, in the 1830's.

"Crack! Crack! went the whip. "Now then, Curly, do your share! Come on, Puller, it's not far now," shouted the driver of the sled to his dogs.

"Crack! Crack!" The long whip snapped again, and the sled shot forward over the snow as the four, tired dogs pulled on steadily. The only sound was the tinkling of the bells on the moose-skin collars of the dogs, the crunching of the crisp snow under the sled boards, and occasionally in the distance the howling of a lone grey wolf.

Presently they passed from the open snow-field into a patch of half-burnt scrub. "Is this the place where we camp tonight?" the driver asked the two silent Indians who, for hours, had been running along beside the dogs. "Yes," the leader replied, "there is plenty of wood charred by last year's fire which will burn well."

In a few minutes the dogs were unharnessed and rolling on their backs in the snow. One of them began licking his tired feet, while the others nosed about for a rabbit or a ptarmigan (a type of small bird).

While James Evans unpacked the sled, the Indians chopped down a few charred tree-trunks, lit a bright crackling fire, and with their snow-shoes shoveled up a great bank of snow on three sides of it. Soon the water in their kettles was boiling, and the stiff frozen fish placed near the fire was thawed, cooked, and thrown to the hungry dogs. Next the men warmed up their own meal of tea and pemmican (flattened, dried buffalo meat) and tried to eat it before it froze solid again in the bitter cold air.

When supper was over, both dogs and men crawled close to the fire. The men talked about plans for the

next day's trip, had a time of prayer and singing to the Lord, then prepared themselves for bed. They spread out buffalo-skins and blankets, and wound them round themselves several times, covering even their heads, to protect themselves from getting frost-bite. Then they lay down with their feet to the fire, sheltered from the bitter wind by the bank of snow.

Each day they traveled further north in the bitter cold. Why were the men risking their lives like this? To take the good news of Jesus to the Cree Indians. How would they have a chance to trust in Jesus as their Savior if no one braved the snow and cold to tell them?

After weeks of travel, the men arrived at the Cree village. Many of these Indians had never seen a Paleface—a white-skinned man—before, and they crowded around in wonder.

"Hello, my friends," James Evans greeted them in the Cree language, "come gather around my camp-fire and I will tell you stories of Gitche Manito, the Mighty. He is the Great Spirit who loves all people. He sent His Son Jesus into the world to tell about Gitche Manito and to pay for the sins of all who turn away from their sins and trust in Him."

The Crees listened to Evans for hours as he told them stories of Jesus. Slowly, they began to understand.

"It is not enough for me to tell these Cree Indians about Gitche Manito and His Son Jesus who made the way for people to know Him," James Evans decided. "I can only be with them for a few months at a time. These people need to be able to read about Him by themselves. Then, they can keep learning more about Him, even when I am gone. But how?" he wondered. "There are so many problems! I hardly know how to speak Cree and they have no written language—not

**Story-telling Tips**

Ahead of time:

1. Read the Bible verses and story. Pray!
2. Create story cue cards on index cards (or highlight text).
3. Practice telling story dramatically, timing your presentation. Shorten, if necessary to fit your allotted time.
4. Decorate area with story props that help bring your story alive.

During your presentation:

1. Maintain as much eye contact as possible as you tell the story. Point to/use props at important points in the story. Include the kids in your story with a few questions about what they think will happen or words/concepts that might be new to them.
2. Watch the kids for signs that their attention span has been reached. Shorten, if necessary.

even an alphabet! What am I to do?"

For many days Evans thought and prayed for a plan. At last one came to mind. "Indian hunters draw pictures on a piece of bark showing a buffalo being captured or a fish being caught. Maybe I can make simple pictures that stand for sounds and put them together to make words," he decided.

So James Evans thought up a simple picture for every sound in the Cree language. Then he gathered together Chief Grey Moose and some of the other Cree men to begin teaching them.

James Evans used the end of a charred stick to make the sound pictures on a large board made of birch-bark. "This sign stands for 'ma'" he said as he pointed to the sound picture on the board. "Will you all say 'ma'?" he asked.

"Ma," they replied.

"This sign stands for 'nee'" as he made that symbol on the board. "Will you all say 'nee'?" James Evans asked them.

"Nee," they all repeated.

"Now say 'Ma-nee' as I point to the signs."

"Ma-nee," they replied.

"This is the sign for 'to'" "Will you all say 'to'?"

"To," came the answer.

"Let's say them together, as I point to them?"

"Ma-nee-to," they said, repeating the sounds slowly.

"Maneeto!" they exclaimed excitedly. The birch bark is talking. It is saying words! Can the birch bark say other words?" they asked.

"Oh yes," said Evans, "it can speak many things. I will teach you read all the words of Gitche Manito the Mighty, yourself," Evans told them.

The Cree were so excited! Soon so many students joined his class that he couldn't teach them all from his picture board. "I must print part of the Bible for them to learn to read from," Evans decided. "But how? I have no paper. Maybe I could make paper out of birch bark," he thought. And maybe I could make lead stamps for each of the sound pictures to print them on the birch bark."

So that's what they did. The squaws beat birch bark strips into thin pieces and cut them into sheets of paper. A Cree Indian named Cutshanoquin took lead from Evans' tea chests and melted it down. James carefully

poured it into clay molds and made stamps for each sound picture. Then he began the work of stamping out the words of one of the Gospels into the little symbols that made up the Cree's new written language on the birch bark paper.

After months of hard work, Evans finished printing out one of the Gospels (one of the books of the Bible that tells the story of Jesus) in the Cree language. How happy the Cree were to read the story of how Jesus, God's Son, came to make the way to God, for all who turn away from their sins and trust in Him as their Savior!

Not long after Evans finished the gospel, he had to leave the Crees and go back south to his family in Manitoba. He was sad to leave them, but was thankful to be able to leave the Cree a "talking book" about Gitche Manito the Mighty and His Son, Jesus that would tell them how they could turn from their sins and trust in Him as Savior long after he was gone.

And what happened to the Cree? Did they keep their talking book and read it? Did they turn and trust in the Lord Jesus Christ? No one knew for thirty years. Then one day, a dozen Indians came to the door of a missionary who had come to live in Canada. He had seen many Indians in his day, but never ones like this. Where had they come from? What did they want?

They held out a thick book, with covers made of reindeer skin and with pages made of birch-bark, thick like coarse brown paper. On it, in faded ink, were large, clumsily made letters of the Cree language. It was the very book that James Evans made for them!

"We have traveled thirteen days to find you," they told the missionary. Long ago a man came and made this book and taught our people how to read it; they told him, "but there much we don't understand. We have come to find a teacher, and we have come to ask you to show us its meaning and to send us a teacher."

Overjoyed the missionary answered, "Yes, of course, I will teach you. Come, my friends, sit by my fire," he said to them, "and I will tell you about Gitche Manito the Mighty and His Son, Jesus, that you might turn from your sins and trust in Him as Savior," just as James Evans had thirty years earlier.

**Cracking the Case:**

**It's time to answer our Case Questions.**

**1. Who had the tea chests? How did he make them talk?** James Evans. He used the lead from the tea chests to make letters for printing part of the Bible in the Cree language.

**2. Who did he want them to talk to? What did he want them to say to these people?** The Cree Indians. James Evans left them this Bible portion to be able to know the good news of Jesus, trust in Him as their Savior and be saved. He wanted them to begin to live for God.

**Something for Me and You**

**Our Bible Truth is:**

**We Must Trust Him as Our Savior and Obey Him as Our Lord**

**Our Bible Verse is Romans 10: 9-10:**

"...if you confess with your mouth, 'Jesus is Lord,' and believe in your heart that God raised him from the dead, you will be saved. For it is with your heart that you believe and are justified, and it is with your mouth that you confess and are saved."

Can you imagine making so many sacrifices for someone to hear about Jesus? James Evans was willing to make them because he knew it was worth any sacrifice to bring the good news of Jesus to people who had never heard. He wanted them to be able to confess with their mouths and believe in their hearts that God raised Jesus from the dead so that they could be saved.

Let's praise our God who saves for raising up men so like James Evans and his Indian friends to be willing to make great sacrifices to tell others how they can trust in Jesus as their Savior. Let's ask Him to work in our hearts that we might trust Jesus as our Savior. And let's ask Him to raise up more people—people like you and me, even—who would be willing to make great sacrifices so that others might hear about Jesus.

*Close in prayer.*

**Closing ACTS Prayer**

**A** God, we praise You for being the Giver of Strength and Courage to Your people that they might make great sacrifices to tell others about You.

**C** God, we confess that many times we do not think much about reading and understanding the Bible, even though we have it in our own language. We all need Savior!

**T** God, we thank You for caring that people even in faraway places hear the good news of salvation. Thank You for sending You people to these places to tell them how to be saved.

**S** God, work in our hearts. Help us to turn away from our sins and trust Jesus as our own Savior. Send out more people to faraway places, even today, that everyone might hear the good news of Jesus and be saved.

**Special Words**

**Tea Chest:** A light, metal-lined wooden box used to store large amounts of tea.

# **ACTS PRAYER ACTIVITY**

Use this sheet to write down your ACTS Prayer

## **Instructions:**

Use this sheet to help the children apply the Bible Truth into a prayer. You can use the ACTS provided or even better, have the kids think of their own applications. Also have the children add their personal requests to the prayer, too. Lead the children in the prayer or let them pray sections, with your help. Never force a child to pray! Non-readers can participate by you whispering a section of the prayer into their ear and allowing them to pray it aloud for the group.

## **ADORATION:**

God, we praise You for being the Savior of sinners who trust in Jesus. We honor You as the wise and good Lord we all should obey.

God, we praise You for being.....

---

Add your own Adorations:

---

---

## **CONFESSION:**

God, we confess that we are all sinners who need a Savior. We can never be acceptable to You on our own. We need Jesus to save us!

God, we have sinned against You....

---

Add your own Confessions:

---

## **THANKSGIVING:**

Thank You, God for working in the hearts of sinners that they would trust in Jesus as their Savior and be saved.

God, we thank You for...

---

Add your own Thanksgivings:

---

---

## **SUPPLICATION:**

God, work in our hearts. Help us to confess our sins to You and repent of them. Help us to trust in Jesus as our Savior. Help us to no longer live however we please, but now to live to please You.

God, we need Your help...

---

Add your own Supplication:

---

---

---

---

---

## **SNEAKY SNACK**

Can you figure out how this snack relates to the story?

---

### **Snack: Food for Dog and Man**

Goldfish cracker "Fish" like the sled dogs ate, beef jerky "pemmican" and iced herbal tea.

This is only a suggestion. Feel free to modify. Be mindful of allergy issues among your children!

**Case Tie-in:** James Evans chose to do very difficult things in order that the Cree Indians might hear the good news of Jesus, believe and be saved. He endured very, very cold weather as he traveled by sled dog up into the Far North where they lived. He worked hard to figure out a way to give them the Bible in their own language, even melting down the lead in his tea crates to make printing stamps to do this.

---

## **SOUL FOOD**

Food for thought during snack time

---

1. What does the snack have to do with the story?

Choose a few questions from the other activity discussion sheets to talk about during this snack time.

2.

---

---

3.

---

---

4.

---

---

5.

---

---

6.

---

---

7.

---

---

Directions: Read and discuss Bible Truth, using a FEW of the questions. Play game. Feel free to modify the game to fit your children.

### **We Must Trust Jesus as Our Savior and Obey Him as Our Lord**

It isn't enough to simply think that Jesus is the only way to God. We need to trust in Jesus as our own Savior; and, we need to begin a new life of living for Him.

We need to confess to God that we are a sinner and ask His forgiveness for our sins. We need to believe that Jesus suffered and died on the cross as the perfect payment for our sins; and that three days later, He rose from the dead in victory over death. We need to turn our lives over to Him, asking Him to help us to love and live for Him in everything we do.

Trusting in Jesus to be our Savior is a wonderful work that God does by His Holy Spirit in the hearts of His people. He delights for us to ask Him to send the Holy Spirit to do this work in our heart.

When we trust in Jesus as our Savior, we also accept Him as our Lord. "Lord" is an old word used in the Bible that we don't use much anymore. It means someone who is in charge and who we are to obey. The sign of someone who truly trusts in Jesus as their Savior, is whether they also are trying to live to please God.

God's people want to obey Him in everything they do, but they can't do think on their own--and they don't have to. God gives believers His Holy Spirit to live inside them and help them to grow in love and in obedience to Him. God always gives us what we need to be His people, if we but ask!

### **Understanding the Bible Truth**

1. Why isn't it enough to just know that Jesus is the only way to God? *Because we can know something with our minds and there never be a change in our hearts or lives. If we are truly saved, our hearts will be changed and our lives will show that change as we live to love and obey God.*
2. What must we do besides know that Jesus is the only way? *Ask Him to be our Savior, confess our own sins to Him, ask Him to forgive us, trust in our hearts that He died for us and that we are forgiven, and live our lives for Him.*
3. What do we need to believe about Jesus? *That He suffered and died on the cross as the perfect payment for our sins; and then three days later, He rose from the dead in victory over death.*
4. Who do we turn our life over to, if we want Jesus to be our Savior? How do we do that? *We need to turn our lives over to Him, asking Him to help us to stop living live to please ourselves, but instead to live to please God.*
5. What does "Lord" mean? *It means someone who is in charge and who we are to obey.*
6. What is the sign of someone who truly trusts in Jesus as their Savior? *That they are trying to live to please God, instead of just living life their own way.*
7. Who works in our hearts when we trust in Jesus? *God does, by His Holy Spirit.*
8. Who do God's people want to obey in everything they do? *God.*
9. Can they obey God on their own? Who helps them? *No, they can't on their own. The Holy Spirit will help them.*
10. What does God delight to do in our heart, if we ask Him? *To help us to trust in Jesus as our Savior and live for Him.*

### **Bible Verse Connection Question**

1. What does our Bible Truth have to do with our **Bible Verse: Romans 10:9-10**: "...if you confess with your mouth, 'Jesus is Lord,' and believe in your heart that God raised him from the dead, you will be saved. For it is with your heart that you believe and are justified, and it is with your mouth that you confess and are saved."?  
*This verse tells us that we are saved when we believe in our hearts that Jesus died on the cross and rose from the dead in victory over sin.*

### **Bible Truth Story Connection Questions**

1. Why did James Evans make so many sacrifices to tell the Crees about Jesus? *He traveled in the terrible, wintry conditions because he knew they needed to know about Jesus if they would be saved. He went to so much effort to leave them a Bible because he knew that God would use His Word to work in their hearts to want to confess their sins and believe in Jesus.*
2. Why did the Crees travel so far to find a missionary? *God's Word had been working in their hearts and desired to believe in Jesus, yet there was so much they still did not understand and wanted to know so that they would be saved.*

**Life Application Questions**

1. Are there any sins we can commit that Jesus cannot forgive if we ask Him? *No!*
2. Who can God's people go to for help in trusting in Jesus? Why? *God. He promises to never turn away anyone who comes to Him. He promises to give faith to all who ask Him for it.*
3. How can we become God's people? *By turning away from our sins and trusting in Jesus as our Savior.*

**ACTS Questions**

1. What is something we can praise God for because of this Bible Truth?  
*Praise God for being the Savior of His People.*
2. What are sins we can confess to God because of this Bible Truth?  
*Confess that we are sinners who have rebelled against God and His good ways. We deserve His punishment! We need Him to be our Savior!*
3. What is something we can thank God for because of this Bible Truth?  
*Thank God for making the way, Himself, through Jesus, that we might be saved.*
4. What is something we can ask God for because of this Bible Truth?  
*We can ask God to work in our hearts that we would want to turn away from disobeying Him and trust in this wonderful Jesus as our own Savior. We can ask Him to work in the hearts of others, too, that they might be saved.*

**The Gospel**

1. What is the good news that we need to believe to be saved? What is the gospel?  
*God is the good Creator and King of the world. He made people to worship Him and live by His good laws. But we are all sinners who have rebelled against Him. We all deserve death--God's just, eternal punishment for our sins. How terrible! But God has good news for us. In His great mercy, God sent His Son Jesus to earth to save sinners. Yes, Jesus, the perfect Son of God, left His home in heaven and became a man. He lived the perfect life that pleases God. (He's the only one who has ever done that!) He offered it up to God His Father as the perfect sacrifice for sins when He suffered and died on the cross. Then, on the third day, Jesus rose from the dead in victory. He had fully paid for the sins of God's people, so they wouldn't have to! Now all who turn away from their sins and trust in Jesus as their Savior will receive forgiveness of sins and eternal life with God. They will be His very own special people who will know Him and enjoy Him forever. We can be God's people, too, if we turn from our sins and trust in Jesus as our own Savior.*



## Game: Circus Lions

### Materials

Optional funny wig, glasses, hat, etc.

Hula hoop, etc.

Bible Truth Questions

### Preparing the Game

1. Choose 20+ questions for your game from the Bible Truth Discussion Questions, or make up your own.
2. Write the Bible Truth questions on small thin strips of paper (or make a photocopy of the Bible Truth Discussion Questions and simply cut them into strips) and put them in the bag/bowl.

### Playing the Game

Tell the children that they are circus lions. Have them get on all four and roar and roam like lions. Have them “jump” through a hula hoop, etc. Then tell them they are getting very, very sleepy and must lie down....on their backs... in their den. Tell them that sleeping lions lie very still, make no noise, and keep their eyes open! Tell them that you are the Lion Trainer and are trying to wake up the Sleeping, Lazy Lions to perform in the circus. Any lion that makes a move, a sound or smiles will have to get up! Put on your funny wig, glasses, hat, etc. and make your rounds, trying to catch the lions moving, making noise or to make them smile. Lions who are caught are asked to answer a question correctly as their circus trick to before they can go back to their den. Have one of the lions caught to pick a question. Read it to the whole class and take their answers. If they don't get it right, then the child/children must stay out until the next round and next correct answer. If desired, let some of the children take turns being the Lion Trainer.

Game continues as number of questions, time, and attention span allow.

### Non-competitive Option

Let all the caught lions join back into the circus, even if the class answers a question incorrectly. Put the question back in the bag for further review.

### Optional TAKING IT TO OTHERS Activity: Quiz Questions

Have the children choose a few of the questions from the game to ask the parents/other children during TAKING IT TO OTHERS time. Help pre-readers by whispering the question in their ear and letting them ask it aloud to the parents/other children. Make sure you read the Bible verse aloud before you ask your questions.

Directions:

1. Write words to song in large print before class.
2. Play the song for the children, helping them follow along on the song sheet.
3. Discuss the song, using a few questions from the discussion sheet. *Don't use them all!*
4. Introduce sign language for key words of your choice from sign language sheet for your song. Use as few or as many as you think the children can learn.
5. Sing and sign the song. Sign language as well as large format lyrics and sheet music are found in the PFI Unit Songbook or online.
6. If desired, play the Song Game.

**Optional TAKING IT TO OTHERS Activity: Presenting and Singing the Song**

1. Sing and sign the song, encouraging the watching children/parents to join in.
2. Ask the class some of the questions listed below. The Bible Truth Connection Question is particularly good to help them understand how the song ties in with the Bible Truth.

### To God Be the Glory

#### Verse 2

O perfect redemption,  
the purchase of blood,  
To ev'ry believer the promise of God;  
The vilest offender who truly believes,  
That moment from Jesus  
a pardon receives

#### Refrain:

Praise the Lord, praise the Lord,  
Let the earth hear His voice!  
Praise the Lord, praise the Lord,  
Let the people rejoice!  
O come to the Father, thro' Jesus the Son,  
And give Him the glory, great things He hath done.

Listen to it on PFI NIV Songs 11, Track 10

### Understanding the Song

1. What is "perfect redemption"? *To have your sins completely, perfectly paid for.*
2. Whose blood is the only perfect redemption for our sins? Why? *Jesus: Because only He lived the perfect life that could please God. Only He could offer up His life—His blood—as an acceptable sacrifice for sins.*
3. What is the promise of God? *To pardon every believer who truly believes.*
4. What does "vilest offender" mean? *The worst of sinners.*
5. What does the vilest offender have to do to have his sins forgiven? *Truly believe in Jesus as his Savior.*
6. Why does Jesus pardon make us want to praise and rejoice in the Lord? *Because His pardon is perfect and we never have to worry about our sins again. Because we could never deserve such a wonderful gift.*
7. What does it mean to come to the Father through Jesus the Son? *Trusting in Jesus' death and sacrifice is the only way we can know the Father, the holy, perfect God.*

### Bible Truth Connection Question

1. How does this song relate to our Bible Truth: **We Must Trust Jesus as Our Savior and Obey Him as Our Lord**? *It is not enough to know that Jesus can save, we must trust Him to be our Savior. When we do—even if we have been the worst of sinners—we can know that God will save us, just as He has promised. This makes us want to give God the glory for the great things He has done for us.*

### Story Connection Question

1. How does this song relate to today's story? *James Evans chose to make such great sacrifices in order that the Cree Indians might know that they could come to Jesus and receive perfect redemption through Him. As Cree Indians turned to Jesus and trusted Him as their Savior, they added a new language, a new people, who praised God for the great things He had done through Jesus.*

### Life Application Questions

1. How can our lives be affected by the message of this song?  
*We can praise God who is willing to forgive us our sins, no matter how many or how terrible they are. We can ask Him to help us to truly believe in Him that we would be saved. We can ask God to help us praise His name to others that they might know, too, what an amazing Savior He is.*
2. How can we become God's people? *By turning away from our sins and trusting in Jesus as our Savior.*

**Bible Connection Question**

1. What does this hymn have to do with our Bible Verse: **Romans 10:9-10**: "...if you confess with your mouth, 'Jesus is Lord,' and believe in your heart that God raised him from the dead, you will be saved. For it is with your heart that you believe and are justified, and it is with your mouth that you confess and are saved."?

*No matter who you are and what you have done, you can receive a pardon for all your sins when you truly believe in Jesus (that is, when you have confessed your sins to God, turned away from them and trusted in Jesus as your Savior). This is true, even if you are the vilest offender. How can this be? Because God's people are redeemed through Jesus' blood, shed on the cross. His blood is enough to pay for all of a sinner's sins, no matter how many or how bad they are. That is why God's people praise Him and give Him the glory for this great thing that He has done!*

**ACTS Questions**

1. What is something we can praise God for from this hymn?

*Praise God for being the purchaser, the redeemer of His people through the blood of Jesus.*

2. What are sins we can confess to God from this hymn?

*We can confess that we are vile offenders against God and His good ways. We have all chosen to rebel against Him. We deserve God's punishment! Our only hope is for Him to save us, through the blood of Jesus.*

3. What is something we can thank God for from this hymn?

*We can thank God sending Jesus to save His people from their sins. We can thank Him that He can save anyone, even the vilest offender (the worst of sinners) when they turn from their sins and truly believe in Him.*

4. What is something we can ask God for from this hymn?

*That God would work in our hearts that we might turn from our sins and trust Jesus as our Savior. We can ask Him to pardon our sins and make us His people. We can ask Him to help us praise Him for the great things He has done for His people through Jesus.*

**Gospel Question**

1. How did we become sinners? How can we be saved? What is the gospel?

*God is the good Creator and King of the world. He made people to worship Him and live by His good laws. But we are all sinners who've rebelled against Him. We all deserve death--God's just, eternal punishment for our sins. How terrible! But God has good news for us. In His great mercy, God sent His Son, Jesus to earth as a man to save sinners. He lived the perfect life that pleases God. (He's the only one who's ever done that!) He offered it up to God His Father as the perfect sacrifice for sins when He suffered and died on the cross. Then, on the third day, Jesus rose from the dead in victory. He had fully paid for the sins of God's people, so they wouldn't have to! Now all who turn away from their sins and trust in Jesus as their Savior will receive forgiveness of sins and eternal life with God. They will be His very own special people who will know Him and enjoy Him forever. We can be God's people, too, if we turn from our sins and trust in Jesus as our own Savior.*

## **Song Game: Word Take Away**

### **Materials**

Sign Language Signs and Song

White board and marker

Eraser

### **Preparing the Game**

1. Write the words to the song on a white board.

### **Playing the Game**

1. After children have learned the song and signs well, then tell the children that you are going to leave out words from the song (that you've learned signs for) and just do the sign in its place.
2. Have the children help you choose a word to take out. Erase the word from the board. Review the sign the for erased word.
3. Sing the song, trying to remember to NOT sing the word and do only the sign.
4. Continue to take out words until all of the words (with signs) have been taken out.

Game continues as number of questions, time, and attention span allow.

choose a FEW questions for discussion, then choose the game and/or music activity

**Meditation Version: Romans 10:9-10**

"...if you confess with your mouth, 'Jesus is Lord,' and believe in your heart that God raised him from the dead, you will be saved. For it is with your heart that you believe and are justified, and it is with your mouth that you confess and are saved."

**Alternate Memory/Games Version: Romans 10:9**

"...if you confess with your mouth, 'Jesus is Lord,' and believe in your heart that God raised him from the dead, you will be saved."

**Understanding the Bible Verse**

1. What does it mean to confess something? *To say that you believe it is true.*
2. What does it mean to confess that Jesus is Lord? *A lord is someone who rules over his lands; but to say that Jesus is Lord (capital "L") means that he rules over everything.*
3. Why is it important to believe that God raised Jesus from the dead? *Only if God raised Jesus from the dead, did Jesus really win the victory over sin and death. He cannot save us, if He was still dead.*
4. What is the difference between knowing about something and believing in something? *You know about something with just your mind, but you believe something with your mind and your heart and are willing to change your life because of it.*
5. What does it mean to be justified? *To be forgiven of your sins so that God does not count them against you. (He treats "just as if" never sinned.)*
6. Why is confessing with our mouths important for salvation? *It shows that we truly believe that Jesus is Lord and are willing to be known as a believer in Jesus, no matter what others think.*

**Bible Truth Connection Question**

1. What does this verse have to do with the **Bible Truth: We Must Trust Jesus as Our Savior and Obey Him as Our Lord?**

*It's not enough to just know about Jesus. We must believe in our own hearts that He is our Savior and be willing to confess to others that He is our Lord who we obey, if we are to be saved.*

**Story Connection Questions**

1. What does the verse have to do with our story? *James Evans made so many great sacrifices to tell the Cree Indians about Jesus because he knew that only by them trusting in Him, themselves would they be saved. The Crees traveled to find a missionary to help them understand the Bible so that they would not just know about Jesus, but trust in Him for salvation.*

**Life Application Questions**

1. Who can help God's people confess that Jesus is Lord and help us believe that God raised Jesus from the dead? *God! He promises to give faith to all who ask Him for it.*
2. How can we become God's people? *By turning away from our sins and trusting in Jesus as our Savior.*

**ACTS Questions**

1. What is something we can praise God for from this Bible Verse? *Praise God for being the Lord, the one, true God all should worship and obey.*
2. What are sins we can confess to God from this Bible Verse? *That we have all turned away from God, even though He is Lord. We need a Savior!*
3. What is something we can thank God for from this Bible Verse? *We can thank God for making the way that sinners can be saved.*
4. What is something we can ask God for from this Bible Verse? *We can ask God to work in our hearts that we would want to turn away from disobeying Him and trust in this wonderful Jesus as our own Savior. We can ask Him to help us confess that Jesus is Lord. We can ask Him to help us believe that He raised Jesus from the dead.*

**ACTS Questions**

1. What is something we can praise God for from this Bible Verse?

*Praise God for being the Provider of the Way to eternal life with Him.*

2. What are sins we can confess to God from this Bible Verse?

*That we have all turned away from God. We cannot make our way to God on our own because of our sins. We deserve God's punishment! We need a Savior!*

3. What is something we can thank God for from this Bible Verse?

*We can thank God for the wonderful promise of taking all His people to live forever with Him.*

4. What is something we can ask God for from this Bible Verse?

*We can ask God to work in our hearts that we would want to turn away from disobeying Him and trust in this wonderful Jesus as our own Savior. We can ask Him to work like this in others, too.*

**The Gospel**

1. What must we believe if we are to be saved? What is the gospel?

*God is the good Creator and King of the world. He made people to worship Him and live by His good laws. But we are all sinners who have rebelled against Him. We all deserve death--God's just, eternal punishment for our sins. How terrible! But God has good news for us. In His great mercy, God sent His Son Jesus to earth to save sinners. Yes, Jesus, the perfect Son of God, left His home in heaven and became a man. He lived the perfect life that pleases God. (He's the only one who has ever done that!) He offered it up to God His Father as the perfect sacrifice for sins when He suffered and died on the cross. Then, on the third day, Jesus rose from the dead in victory. He had fully paid for the sins of God's people, so they wouldn't have to! Now all who turn away from their sins and trust in Jesus as their Savior will receive forgiveness of sins and eternal life with God. They will be His very own special people who will know Him and enjoy Him forever. We can be God's people, too, if we turn from our sins and trust in Jesus as our own Savior.*

## Game: Hot and Cold Hide

### Materials

Bible verse written up in large print so that all can see

An object to hide

### Preparing the Game

None.

### Learning the Verse

Some or all of your children may be non- or early readers. Teach the verse in sections, having them say it after you. Repeat a few times. Add clapping or other movement as they say it.

### Directions

1. If desired, lead the children in a discussion of a **FEW** of the most important questions before beginning game.
2. Explain the game to them as follows:

Have the children sit or stand in a group. Tell them that one person will leave the room and another person will hide the object. After the object is hidden the Seeker will begin to look for the object. The rest of the children, led by the teacher, will begin to repeat the verse over and over, reciting it louder as the Seeker gets closer to the object and more quietly as the Seeker gets further from the object. When the object has been found, the leader will choose another Hider and Seeker and the game continues.

Game continues as time or attention span allow.

### Optional TAKING IT TO OTHERS Activity: Quiz Questions

Have the children choose a few of the questions from the game to ask the parents/other children during TAKING IT TO OTHERS time. Help pre-readers by whispering the question in their ear and letting them ask it aloud to the parents/other children. Make sure you read the Bible verse aloud before you ask your questions.

Directions:

1. Write words to song in large print before class.
2. Play the song for the children, helping them follow along on the song sheet.
3. Discuss the song, using a few questions from the discussion sheet. *Don't use them all!*
4. Introduce sign language for key words of your choice from sign language sheet for your song. Use as few or as many as you think the children can learn.
5. Sing and sign the song. Sign language as well as large format lyrics and sheet music are found in the PFI Unit Songbook or online.
6. If desired, play the Song Game.

**Optional TAKING IT TO OTHERS Activity: Presenting and Singing the Song**

1. Sing and sign the song, encouraging the watching children/parents to join in.
2. Ask the class some of the questions listed below. The Bible Truth Connection Question is particularly good to help them understand how the song ties in with the Bible Truth.

**If You Confess with Your Mouth**

Listen to it on PFI NIV Songs 11, Track 11

If you confess, with your mouth, "Jesus is Lord,"  
 And believe in your heart that God raised Him from the dead,  
 You will be save, you will be saved.  
 For it is with your heart, that you believe and are justified.  
 If you confess, with your mouth,  
 "Jesus is Lord,"  
 And believe in your heart that God raised Him from the dead,  
 You will be save, you will be saved.  
 For it is with your mouth, that you confess and are saved.  
 Romans Ten, nine and ten.

## Song Game: Big Voice, Little Voice

### Materials

Song  
 Sign language signs used in the song printed out onto little cards  
 Blindfold

### Preparing the Game

None.

### Playing the Game

1. Practice the song and signs until the children know them well. Then tell them: "Children, we are going hide a sign language sign and see if one of you can find it... with a little help from the rest of us!"
2. Choose someone to be "It" and blindfold them. Choose another child to hide one of the sign language cards. When it's hidden, "It" can remove the blindfold and begin to look.
3. The rest of the children will sing the song in a louder voice when "It" gets closer to the hidden sign and quieter when "It" gets further from the sign.
4. When "It" finds the hidden clue, another "It" is chosen and play begins again.

Game continues as number of questions, time, and attention span allow.



**STORY REVIEW**

Directions: Read and discuss Bible Truth, using a FEW of the questions. Play game. Feel free to modify the game to fit your children.

**General Story Questions**

1. What was so difficult about James Evans journey to the Cree Indian village? *Because it was so very, very cold and there was no place to stay out of the cold on the long journey to the Cree's village. There also were wild animals that could eat you.*
2. What did men do besides eat and wrap themselves in their blankets at night? What does that tell you about how important how important Jesus was to them? *They had a time of singing to the Lord and prayed. It was just as important to pray to God as it was to feed their bodies.*
3. Why did James Evans not think it was enough to just tell the Crees about Jesus? *He knew that he would only be with them a few months a year at the most. He knew they needed a way to learn about Jesus all the time, whether he was there or not.*
4. What did James Evans have to do in order to make the Crees a Bible? *He had to make up an alphabet, teach the Cree to read, make the paper and symbol stamps; then, stamp the Bible out by hand.*
5. What did he use the birch bark and tea chests to make? *Birch bark to make paper. Lead from the tea chests to make the little symbol stamps.*
6. How did they make the birch bark into paper? *They cut it into thin pieces and pounded it into paper.*
7. What did Evans use as a guide to make their alphabet? *Hunters' sign pictures.*
8. What good could leaving them with a Bible do that just Evans' words could not? *They did not have to just rely on their memory about how who Jesus was and what they must do to be saved. The Holy Spirit uses God's Word in a special way to bring people to turn and trust in Him.*
9. Why did the Cree travel so far to find a missionary, thirty years after Evans left them? *They wanted someone to teach them the meaning of the Bible stories they read. They wanted to know more about God.*
10. How did the Crees show that they wanted to turn and trust in Jesus? *They wanted to learn more about the Great Spirit, wanted to be able to read the Bible, traveled a long way to find someone to tell come and them more about Jesus and the Bible.*
11. Why would James Evans choose to make such great sacrifices for the Crees? *Because nothing was more important than people trusting in Jesus as their own Savior. If they did not have God's Word, how could they know? If they didn't know, then they would die in their sins. James Evans wanted them to be saved!*

**Bible Truth Connection Questions**

1. What does this story have to do with our Bible Truth: **We Must Trust Jesus as Our Savior and Obey Him as Our Lord**? *James Evans was willing to risk his life so that the Cree Indians would hear about Jesus and turn and trust in Him as their Savior.*

**Bible Verse Connection Question**

1. What does the story have to do with our Bible Verse: **Romans 10:9-10**: "...if you confess with your mouth, 'Jesus is Lord,' and believe in your heart that God raised him from the dead, you will be saved. For it is with your heart that you believe and are justified, and it is with your mouth that you confess and are saved."?  
*James Evans knew that the Cree would not be saved, if they did not know the good news of Jesus. He made many sacrifices so that they could have in their own language the story of how Jesus died on the cross for His people's sins and rose from the dead, in victory over sin and death. He wanted them to confess with their mouths that Jesus is Lord. He wanted them to believe in their hearts that God raised Jesus from the dead, that they would be saved.*

**Life Application Questions**

1. What sacrifices might God's people today make to tell others about Jesus, so that they might trust Him as their Savior?
2. What must we do to be saved? *Turn away from our sins and trust in Jesus as our Savior.*

**ACTS Questions**

1. What is something we can praise God for being that we learned in our story?

*Praise God for being the Giver of Strength and Courage to His people that they might make great sacrifices to tell others about Him.*

2. What is something we can confess as sin that we learned in our story?

*Confess that many times we do not think much about reading and understanding the Bible, even though we have it in our own language.*

3. What is something we can thank God for that we learned in our story?

*We can thank God caring that people even in faraway places hear the good news of salvation. Thank Him for sending His people to these places to tell them how to be saved.*

4. What is something we can ask God for that we learned in our story?

*We can ask God to work in our hearts, helping us to turn away from our sins and trust Jesus as our own Savior. We can ask Him to send out more people to faraway places, even today, that everyone might hear the good news of Jesus and be saved.*

**The Gospel**

1. What is the good news of Jesus that James Evans told the Cree Indians? What is the gospel?

*God is the good Creator and King of the world. He made people to worship Him and live by His good laws. But we are all sinners who have rebelled against Him. We all deserve death--God's just, eternal punishment for our sins. How terrible! But God has good news for us. In His great mercy, God sent His Son Jesus to earth to save sinners. Yes, Jesus, the perfect Son of God, left His home in heaven and became a man. He lived the perfect life that pleases God. (He's the only one who has ever done that!) He offered it up to God His Father as the perfect sacrifice for sins when He suffered and died on the cross. Then, on the third day, Jesus rose from the dead in victory. He had fully paid for the sins of God's people, so they wouldn't have to! Now all who turn away from their sins and trust in Jesus as their Savior will receive forgiveness of sins and eternal life with God. They will be His very own special people who will know Him and enjoy Him forever. We can be God's people, too, if we turn from our sins and trust in Jesus as our own Savior.*

## Game: Shoe Search and Ransom

### Materials

The children's shoes

Masking Tape

Story Review Questions, one per child

Paper and marker/pencil for writing questions and keeping score

### Preparing the Game

1. Choose 20+ questions for your game from the Story Review Discussion Questions, or make up your own.
2. Hide the questions around the room. Make a line out of tape for each team, approximately long enough to place one shoe per child per team on it.

### Playing the Game

Have the children sit down in lines of equal teams. Have them take off one of their shoes and give them to you to place along the taped line in front of their team and then sit back down in their groups. Tell them that in order for them to get back their shoes, they will have to do a little searching and ransoming. Explain that questions on small pieces of paper are hidden around the room. You will alternate between the two teams asking the first person in each line to get up and find a question for their team to answer. (The person hunting can ask for suggestions, if desired, from his/her seated teammates.) If the team answers it correctly, then that child's shoe is "ransomed". If not, then the question goes to the other team to answer. If they answer it correctly, then the first team member's shoe is ransomed.

Continue until all shoes are ransomed. Repeat game as time and attention spans allow.

### Non-competitive Option

Don't split into teams. Have the children sit down in a circle around the pile of shoes. Let one or two children at a time search for a question for the teacher to ask the group. If the group gets it right, then the child/children can ransom one of their shoes. Continue until everyone has their shoes ransomed.

### Optional TAKING IT TO OTHERS Activity: Quiz Questions

Have the children choose a few of the questions from the game to ask the parents/other children during TAKING IT TO OTHERS time. Help pre-readers by whispering the question in their ear and letting them ask it aloud to the parents/other children.

**CASE REPLAY ACTIVITIES**

Use this guide to review the Case Story and act it out for others to enjoy!

**CASE REPLAY, JR: YOUNGEST CHILDREN**

**Description:** The children will act out the story together, everyone doing the same action/sound effect at the same time. This activity is most suitable for kindergarteners.

**Materials**

The Case RePlay, Jr. script for younger children

**Preparation**

1. Read through the script and write in the blanks along the side possible actions/sound effects the children could do to act it out.

**Instructions**

1. Tell the children that they will be re-enacting the story together as you tell it.
2. As you read the script, lead the children in actions/sound effects to do with you.
3. If desired, you can read the script and stop at certain sentences and ask them what a good action/sound effect would be to act out what you just read.
4. Repeat the re-enactment one or two times more.

**CASE REPLAY, SR: OLDER CHILDREN**

**Description:** The children act out the story as a three-scene play. You will narrate it using the Case RePlay, Sr. script and they will act it out (no spoken words, for the most part), with each child assuming a different character's role. This activity is most suitable for first grade and up. You will review the story, then practice it a few times before performing it for others.

**Materials**

The Case RePlay, Sr. script

White board or other large format paper (if using a word bank)

Costumes and props

**Preparation**

1. Prepare for the play by choosing costumes and props for each character in the story. Decorate the area with any scenery props.
2. Write the words "Beginning," "Middle," "End" on a large piece of paper/whiteboard with plenty of space under each heading. You will use this paper to help the children think about the story as a three-scene play, as it is presented in the script.

**Instructions**

1. Tell the children that they will get to act out the story as a three-scene play, with a beginning, middle and end section. Tell them that before they can act it out, they need to think it out. as you narrate it with your script.
2. Take the children's answers as they recount the story, helping them put key incidents in the right order.
3. If desired, when they have filled in their Beginning, Middle, End, read through your whole (real) script, so they hear exactly what you will have them act out.
4. Then tell the children that it's time to practice acting out the story.
5. Assign parts to each child. If you are using costumes, do NOT give them out at this point. They will be a distraction.
6. Have all the children sit on the floor or in chairs on one side of the "stage," then call the characters up in place as their part in the story comes.
7. As you read the script, guide the children in where you want them to move or do to act it out.
8. After going through the whole script once, give out any costumes and props and act out the script once or twice more.

**Optional TAKING IT TO OTHERS Activity: Re-enacting the Story**

Read the script as the children act out together (younger) or assuming different roles (older) as the other children or the parents watch.

**CASE REPLAY, JR--YOUNGER KIDS (KINDERGARTEN) P.2**

Welcome to our play! The name of our story is: The Case of the Talking Tea Chests.

Our story takes place near the North Pole in Canada, in the 1830's.

And now we present: "The Case of the Talking Tea Chests."

**Scene 1:**

James Evans and his Indian companions drive their sled dogs to the northern most part of Canada to where the Cree Indians lived. They slept out in the snow and endured such bitter cold that the food and the tea would freeze before it could even reach their mouths during the long journey to get there. They chose to risk their lives in these terrible conditions to tell the Cree about Jesus.

**Actions:**

---

---

---

---

---

**Scene 2:**

At last, James Evans came to Cree village and started work. The Cree did not have a written language, not even an alphabet. It would be hard to teach about Jesus without them having a Bible. And there was so way to have a Bible without a written language. What would James do? There was only one thing to do: make them a written language and write the Bible down for them. So that's just what James Evans did. He made up words for them using symbols like what the hunters used on trails. The Cree were eager learners and soon had learned enough symbols to read. Evans got the Indians to make paper out of birch bark and ink molds out of lead from his tea chests so that he could write down a Bible for them. After a lot of hard work, Evans gave them one of the gospels--a book of the Bible that tells about what Jesus did and taught while He lived on earth. Evans went home, but left the Bible with the Cree so that they could hear more about Jesus and trust Him as their Savior.

---

---

---

---

---

---

---

---

---

---

**Scene 3:**

Thirty years later, some Cree Indians made a long journey to find a missionary to tell them more about Jesus and the Bible. They showed the missionary the Bible that James Evans had made them. They asked him to come with them to teach them more about Jesus. The missionary went with the Indians and helped them learn the Bible and about Jesus.

---

---

---

---

---

---

---

---

**Bible Truth Tie-In:**

The Bible Truth we are learning is: **We Must Trust Jesus as Our Savior and Obey Him as Our Lord.** James Evans was willing to make such great sacrifices so that the Cree Indians would hear about Jesus and turn and trust in Him as their Savior.

---

---

## **CASE REPLAY, SR--OLDER KIDS (1ST GRADE AND UP) P.3**

Welcome to our play! The name of our story is called: The Case of the Talking Tea Chests.

Our story takes place near the North Pole in Canada, in the 1830's.

The characters in our story are: James Evans; His Indian companions; and, the Cree Indians.

And now we present: "The Case of the Talking Tea Chests."

### **Scene 1: (Beginning)**

James Evans and his Indian companions drive their sled dogs to the northern most part of Canada to where the Cree Indians lived. They slept out in the snow and endured such bitter cold that the food and the tea would freeze before it could even reach their mouths during the long journey to get there. They chose to risk their lives in these terrible conditions to tell the Cree about Jesus.

### **Scene 2: (Middle)**

At last, James Evans came to Cree village and started work. The Cree did not have a written language, not even an alphabet. It would be hard to teach about Jesus without them having a Bible. And there was so way to have a Bible without a written language. What would James do? There was only one thing to do: make them a written language and write the Bible down for them. So that's just what James Evans did. He made up words for them using symbols like what the hunters used on trails. The Cree were eager learners and soon had learned enough symbols to read. Evans got the Indians to make paper out of birch bark and ink molds out of lead from his tea chests so that he could write down a Bible for them. After a lot of hard work, Evans gave them one of the gospels--a book of the Bible that tells about what Jesus did and taught while He lived on earth. Evans went home, but left the Bible with the Cree so that they could hear more about Jesus and trust Him as their Savior.

### **Scene 3: (End)**

Thirty years later, some Cree Indians made a long journey to find a missionary to tell them more about Jesus and the Bible. They showed the missionary the Bible that James Evans had made them. They asked him to come with them to teach them more about Jesus. The missionary went with the Indians and helped them learn the Bible and about Jesus.

### **Bible Truth Tie-In:**

The Bible Truth we are learning is: **We Must Trust Jesus as Our Savior and Obey Him as Our Lord.** James Evans was willing to make such great sacrifices so that the Cree Indians would hear about Jesus and turn and trust in Him as their Savior.

## The Gospel in the Sign Pictures of the Cree Language

### Description

Children will write out and/or decorate John 3:16 in the Cree Syllabic alphabet created by James Evans.

### Materials

Copies of Cree Syllabic Alphabet, 1 per child

Copies of John 3:16 in Cree, 1 per child

If desired (older children) blank sheets to write John 3:16 on

Markers

### Preparing the Craft

1. Make copies of the two or three sheets, depending on which version using.
2. Set out markers.
3. Make a sample of the craft.

### Making the Craft

1. Show the sample of the craft you have made.
2. With younger children, have them trace over the symbols with their markers. With older children, have them copy the symbols onto their own blank sheet of paper.
3. Decorate the border.
4. If desired, use the chart to try to pronounce the verse in Cree.

### Optional TAKING IT TO OTHERS Activity: Craft Presentation

If you are presenting the craft to other children or parents the children can hold up their crafts (or your model craft) and read their Bible Truth Connection answers to explain the importance of the craft.

**CASE CRAFT****Discussion Guide****Instructions:**

As the children are settled into making their craft, ask them these questions to help them understand the craft's significance. Use the answers provided to guide the children's answers.

**Discussion Questions**

1. Where did James Evans and his friends risk their lives to go? *To the frozen north of Canada.*

2. Why did they risk their lives to go there? *They wanted to tell the Cree Indians who lived there the good news of Jesus.*

3. What did James Evans do in order to really teach them about Jesus?

*He worked long hours, stamping by hand the Gospel in the sign pictures of the Cree language so that the Cree Indians could read about Jesus in their own language.*

4. What is Bible Truth that we are learning?

*We Must Trust Jesus as Our Savior and Obey Him as Our Lord.*

5. What does our craft have to do with our Bible Truth: We Must Trust Jesus as Our Savior and Obey Him as Our Lord?

*James Evans sacrificed so much to give the Cree Indians the Gospel in their own language so that they might turn from their sins and trust Jesus as their own Savior.*

6. What can our craft help us remember?

*Making a way for people to hear about salvation through Jesus is worth making great sacrifices!*

**TAKING IT TO OTHERS****Craft Presentation****Instructions:**

Have children hold up your model craft/their crafts. Choose five children (or you say) the five sections below to explain the craft's importance.

**Presentation:**

1. Our craft is: The Gospel in the Sign Pictures of the Cree Language.

2. In the frozen north of Canada, James Evans worked long hours, stamping by hand the Gospel in the sign pictures of the Cree language so that the Cree Indians could read about Jesus in their own language.

3. Our Bible Truth is: We Must Trust Jesus as Our Savior and Obey Him as Our Lord.

4. James Evans sacrificed so much to give the Cree Indians the Gospel in their own language so that they might turn from their sins and trust Jesus as their own Savior.

5. Our craft can help us remember that making a way for people to hear about salvation through Jesus is worth making great sacrifices!

Note: Even non-readers can participate in presenting the craft, if you will whisper what they are to say in their ear and let them say it aloud for the others to hear.





### Invention of the Syllabic Characters

#### THE CREE SYLLABIC ALPHABET.

ENGLISH.	CREE CHARACTERS.				ENGLISH.
	ū	o	oo	ah	u ooy
a	v	Δ	▷	◁	X Christ
p	v	Δ	▷	◁	u p
t	U	⊖	⊙	⊞	u t
k	q	⊖	⊙	⊞	u k
ak	γ	⊖	⊙	⊞	- ak
m	γ	⊖	⊙	L	u m
u	σ	σ	⊖	⊙	u u
u	γ	⊖	⊙	⊞	u u
y	q	⊖	⊙	⊞	u l



The dots over any syllabic characters the vowel sound.

Thus, UσD - Mandey the Indian name for the Great Spirit, uσu; UL - Manna; << - Papa.



• ∇ ʘ PʀLσ) ∇ʘΛʀ  
 ʘ:ʘ( ∇ʘPσ°, P  
 Γσ. >° b Vʘdσʀ  
 ∇dʀʘ, Γʀ. ∇ ()  
 ∇. ∇σ. ∇ b  
 ʘ. Vʘσʘσʀ ∇b  
 Pʀ σʘ. ∇ʘʀσʀ,  
 Lb Pʀ <ʘσʀ  
 bPq Λʘʘʀ. ∇σσσx

John 3:16 using the Cree Syllabic Alphabet



## John 3:16 using the Cree Syllabic Alphabet

Blank Sheet for children to write upon



**BEFORE CLASS:****1. PICK YOUR PERSON**

VIPPs can be anyone in your church! Typically, they fall into 6 categories: Church staff, Elders, Deacons/deaconesses, Special Volunteers (people who aren't paid, but spend a lot of time helping out in particular ways), Supported Workers (a.k.a. missionaries), and Church Members.

**2. GATHER YOUR FACTS**

Use the VIPP Information Sheet to write down the facts about your VIPP. The information on this worksheet is used in the VIPP activities, listed in the "Choose an Activity" section below.

**DURING THE ACTIVITY:****1. INTRODUCE YOUR VIPP**

Introduce your VIPP to the children, using the VIPP Information Sheet. Fill in a set of VIPP Clue Cards with the information for your VIPP. If desired, you can even have the actual person come into class for the children to meet.

Need help describing what someone does for the church in a kid-friendly way? Click on the list of common VIPPs and how to describe what they do to kids. See if your VIPP is one of these. It may save you some time.

**2. PRAY!**

Lead the children in praying for the VIPP. Ask the children if they would like to pray for one of the VIPPs prayer requests. Even non-readers can pray for the VIPP if you whisper the prayer request in their ear, then let them say it aloud. Never force a child to pray!

**3. CHOOSE AN ACTIVITY**

There are two activities you can use to help the children learn about the VIPP:

**VIPP Clue Cards:** These are 9 coloring sheets in which children fill in the 9 things they learn about the VIPP from the VIPP Information Sheet. Photocopy a set of each child. Use as few or as many of these Clue Cards as you desire.

**VIPP Game:** This is a game that uses a set of Clue Cards for one or two VIPPs.

Choose a VIPP and fill in his/her information on the VIPP Information Sheet. Fill in a set of VIPP Clue Cards with the information for your VIPP. Tell the children about the VIPP, having them fill in the VIPP Clue Cards with the key facts as they learn them. Write any words the children need to write on a white-board or other piece of paper so they can see how to spell them. Help younger children write these words on their clue cards. Ideas for how to tell the children about many common VIPPs are listed at [praisefactory.org](http://praisefactory.org) with the resources for this Bible Truth.

**Optional TAKING IT TO OTHERS Activity: Introduce and Pray for the VIPP**

If you are presenting the VIPP to other children or parents you can assign children to hold up the 10 clue cards and say what each card tells about the VIPP. (Or, you can have the children hold them up as you tell what each one means.) Then lead the children in praying for the VIPP.

## Game: Beanbag Toss In

### Materials

Information for one VIPP

2 Sets of Clue Cards

8 Letter-sized Envelopes or folders

Bean Bag(s), one per child

Tape

### Preparing the Game

1. Fill in one set of clue sheets for the VIPP you are using.
2. Tape the other (blank) set of Clue Cards to the outside of the manilla envelopes.
3. Put the filled-in clue cards in the corresponding envelope.
4. Tape each down to the floor, fairly close together.

### Playing the Game

**Reveal:** Tell the children about the VIPP, showing them your filled-in clue cards as you tell about them.

**Review:** At your signal, have the children take toss their bean bags onto the envelopes. Then one that has the most bean bags on it./near it is the one you will open. (The children may have fun taking turns designating one as the target before tossing.) The teacher (or the child) tells the Clue Card category. The other children try to remember what the VIPP's answer was. Open it up and see if they got it right. If they did, the Clue Card is retired. If not, it can be added back into the Clue Cards to be tossed at.

**VIPP INFORMATION SHEET**

**VIPP NAME:**

\_\_\_\_\_

**WHAT VIPP LOOKS LIKE**

Man or Woman? \_\_\_\_\_

Hair color? \_\_\_\_\_

Eye color? \_\_\_\_\_

**FAVORITE ANIMAL**

\_\_\_\_\_

\_\_\_\_\_

**FAVORITE FOOD**

\_\_\_\_\_

\_\_\_\_\_

**FAVORITE FREE TIME ACTIVITY**

\_\_\_\_\_

\_\_\_\_\_

**WHAT VIPP DOES DURING WEEK**

\_\_\_\_\_

\_\_\_\_\_

\_\_\_\_\_

\_\_\_\_\_

**VIPP GROUP OF SERVICE:**

Church Member

Deacon

Elder

Church Staff

Special Volunteer

Supported Worker  
(Missionary)

**3 WAYS VIPP SERVES CHURCH**

\_\_\_\_\_

\_\_\_\_\_

\_\_\_\_\_

\_\_\_\_\_

\_\_\_\_\_

\_\_\_\_\_

\_\_\_\_\_

\_\_\_\_\_

**3 WAYS TO PRAY FOR THE VIPP**

\_\_\_\_\_

\_\_\_\_\_

\_\_\_\_\_

\_\_\_\_\_

\_\_\_\_\_

\_\_\_\_\_

\_\_\_\_\_

\_\_\_\_\_

