

## **BIBLE TRUTH 2, LESSON 3: PLANNER/OVERVIEW**

**GETTING STARTED: Welcome and Opening Songs** (*introduce unit and get kids moving with these songs*)

**Welcome to Praise Factory:** PFI: Praise Factory Investigators Theme Song *PFI ESV Songs 11, Track 1*

**Rules to Help Us Worship God and Love One Another:** WoGoLOA Classroom Rules Song  
*PFI ESV Songs 11, Track 2*

**Big Question Under Investigation:** Big Question 11 Songs *PFI ESV Songs 11, Tracks 3,4*

**Big Question Bible Verse:** Romans 6:23 Song: *PFI ESV Songs 11, Track 5*

**DIGGING DEEP DOWN: Key Concept and Story** (*introduce the Bible Truth and tell the related story*)

**Bible Truth 2:** Jesus Is the Only Way to Be Saved

**Bible Truth Hymn:** To God Be the Glory, v.1 *PFI ESV Songs 11, Track 9*

**Bible Verse:** John 14:2-6

**Bible Verse Song:** In My Father's House *PFI ESV Songs 11, Track 10*

**Lesson 3 Old Testament:** The Case of the Light for the Unlikely *Genesis 22:18; Isaiah 54:6; Acts 1*

**TAKING ACTION: Response Activities** (*choose from among these activities*)

**Snack and Discussion Planner:** Rods that Hurt, Tongues that Praised God

**ACTS Prayer:** Prayer Sheet

**Bible Truth Review:** Discussion Questions and Game: Circle and Cross

**Bible Verse Review:** Romans 8:31-32,35,38-39 Discussion Sheet and Game: Frisbee Toss

**Bible Verse Song:** In My Father's House We Have No Sin: John 14:2-6 *PFI ESV Songs 11, Track 10*  
Song, Sign Language and Song Game: Sign It, Say It, What Does It Mean?

**Bible Verse Song:** And Now, Lord: Acts 4:29,31 *PFI ESV Songs 11, Track 17*  
Song, Sign Language and Song Game: Pass the Secret Sign **PFI ESV Songs 11 BOOK or ONLINE**

**Story Review:** Discussion Questions and Game: Balloon Volleyball

**Case Replay, Jr: Drama Activity for Youngest Children** (children do same story actions together)

**Case Replay, Sr: Drama Activity for Most Children** (children re-tell story with individual parts)

**Craft:** Paul and Silas Beaten and in Stocks

**VIPP (Very Important Prayer Person) Prayer Time:** Coloring Sheets (back of book), Game: Crabbin' Around

**TAKING IT HOME: Take Home Sheet for Review and Family Devotions**

**PFI Pronto:** Bible Truth 2, Lesson 3 **PFI ESV Prontos 11 BOOK or ONLINE**

**The Case of the Light for the Unlikely** *Genesis 22:18; Isaiah 54:6; Acts 1* by Connie Dever

**Our story is: The Case of the Light for the Unlikely.**

**As you listen to the story, see if you can figure out:**

1. Who was the Light? Why was He called the Light?
2. Who were Likely People to receive Him and who were the Unlikely People to receive Him? What did both kinds of people need to do to receive the Light?

This story starts out in Old Testament times, thousands of years before Jesus lived on earth.

"If you will obey me and keep my covenant, you will be my treasured possession among all peoples, for all the earth is mine," the LORD promised the people of Israel on Mt. Sinai. And hadn't He shown them already just how precious they were to Him? He had just sent Moses to rescue them from slavery under the mighty Egyptians. He had just protected them from the Egyptian soldiers with a great pillar of cloud, and even parted the Red Sea for them escape unharmed. He had given them His good laws and made a solemn covenant promise to always love and care for them. He was giving them the beautiful land of Canaan to live in and enjoy as their very own. Oh, to be an Israelite! To be God's treasured possession! This was certainly a promise they could trust!

But what about the rest of the world? All the rest of those people, whom the Israelites lumped together under one big word: Gentiles. Did God really not care about them? Sometimes the Israelites acted as if God didn't, even though He had told them otherwise. "I'm going to bless all nations through a child that come through you and your family, the Israelites," the LORD had told Abraham. Who would that child be? The Messiah, Jesus, to save them from their sins.

Through Isaiah, God told the Israelites what He would do through Jesus: "It is too small a thing for the Messiah, the Savior Jesus, to save only My people from the nation of Israel. I will also make him a light for the Gentiles, that he may bring my salvation to the ends of the earth." (adapted from Isaiah 54:6)

Yes. Israel was special. But Israel was just a beginning, just a part of God's one, big plan to save a countless number of people from every nation of the world. God was using them to bring the blessing of salvation to all the people of the world, for Jesus the Messiah, the

Savior, would come from Israel.

Some Gentiles came to saving faith even before Jesus came. We know a few of their stories. There was Rahab from Jericho that helped the Israelites sent to spy on her city of Jericho. And Ruth, who would be the grandmother of great King David. There were others, too. These few Gentiles looked forward in faith to the day God would send His Savior.

At last, Jesus did come. He was fully God and fully man. He lived a perfect life, then offered it up on the cross, as the perfect sacrifice for God's people, all who would ever turn from their sins and trust in Him as their Savior. He suffered and died for their sins, then on the third day, He rose up from the dead in victory over sin and death for all of God's people.

"Go into all the world, making disciples and teaching them," Jesus told His disciples, after He rose from the dead. Now, the message of salvation would be spread far and wide. Yes, it was still time for Jesus to be the Savior to any of the Israelites who trusted in Him as their Savior. But even more, Jesus was going to be the light for the Gentiles, as His disciples took the good news of salvation through Jesus to the them. So out and away the disciples went. First just to nearby cities, then to places farther and farther away.

Three believers, Paul, Silas and Luke, traveled by sea and land to a country called Macedonia, sharing the good news of Jesus as they went. One day they came to the great city of Philippi. Philippi was one of most important cities of all of Macedonia. The Roman Emperor had even made it a Roman colony! Merchants and traders came to Philippi bringing their goods from the nearby port to sell and many Roman soldiers came there to settle down and live after retiring from the

**Story-telling Tips**

Ahead of time:

1. Read the Bible verses and story. Pray!
2. Create story cue cards on index cards (or highlight text).
3. Practice telling story dramatically, timing your presentation. Shorten, if necessary to fit your allotted time.
4. Decorate area with story props that help bring your story alive.

During your presentation:

1. Maintain as much eye contact as possible as you tell the story. Point to/use props at important points in the story. Include the kids in your story with a few questions about what they think will happen or words/concepts that might be new to them.
2. Watch the kids for signs that their attention span has been reached. Shorten, if necessary.

army. There were temples to the Roman gods and even a coliseum for gladiator shows and Olympic games. How wonderful it would be for these people to hear the message of Jesus!

“Repent, believe, trust in Jesus and live! He is the only way to be saved from your sins.” Paul told a group of people gathered for prayer by the Gangites River outside the city. These were people who heard of the Lord God and believed in Him, but had never heard about Jesus.

“Long ago, Paul told them, “The LORD spoke through the prophet Isaiah about Jesus, the coming Messiah. He told them, ‘It is too small a thing for you to be my servant to restore the tribes of Jacob and bring back those of Israel I have kept. I will also make you a light for the Gentiles, that you may bring my salvation to the ends of the earth.’ We have come to tell you about that Savior, Jesus Christ, that you might trust in Him as your Savior.” Paul’s message was eagerly accepted and many were baptized that day.

Paul and Silas rejoiced to see so many accept Jesus as their Savior, but Satan, God’s great enemy, was not. Before long, big trouble was brewing for Paul and Silas. Angry men stirred up a crowd against them. City officials arrested Paul and Silas, beaten with rods and thrown into jail.

“Guard these men carefully,” the city officials ordered the jailer. So he put them in the inner cell-- and fastened their feet in the stocks.

“What are these men in trouble for?” the jailer wanted to know.

“For trying to turn the people away from the Roman gods to another foreign god named Jesus who they claim to be the way to be saved!” he was told.

How the metal of the stocks must have cut into Paul and Silas’ legs! How stiff their bodies must have been from being beaten! But Paul and Silas didn’t grumble or complain. Instead they sang praises to God, long into the night. They knew that Jesus really was the way to be saved. He was worth suffering for, even dying for. They were grateful to God for being allowed to suffer for His name and to get to bring the good news of Jesus, the light to the Gentiles, the one who brought salvation to the nations.

About midnight, Paul and Silas were praying and singing hymns to God, and the other prisoners were listening to them. Suddenly there was such a violent earthquake that shook the prison. At once, the prison doors flew open, and everybody’s chains came loose. The jailer woke up, and when he saw the prison doors open, he drew his sword and was about to kill himself because he thought the prisoners had escaped. He was in a panic! He knew he would be killed if he lost any of them. He would rather kill himself than let someone else do it.

But Paul shouted, “Don’t harm yourself! We are all here!”

What strange men these were! Beaten and imprisoned for sharing about this strange God, Jesus, who they claimed as the way to be saved. Praising Jesus’ name rather than cursing Him for being put in stocks! Then, when given a chance to escape for their lives, they stay where they are and try to keep him from killing himself! Perhaps this foreign god is the true God!” the jailer thought.]

The jailer called for lights, rushed in and fell trembling before Paul and Silas. He then brought them out and asked, “Sirs, what must I do to be saved?”

They replied, “Repent! Trust in Jesus and live! He is the only way to be saved from your sins -- you and your household.” Then they spoke the word of the Lord to him and to all the others in his house. At that hour of the night the jailer took them and washed their wounds; then immediately he and all his family were baptized. The jailer brought them into his house and set a meal before them; he was filled with joy because he had come to believe in God--he and his whole family.

The next day, Paul and Silas were released from prison and sent out of Philippi. Were they heading home after their terrible beating? No, they did not. They headed out for new places to tell others about Jesus. They were stiff, bruised and sore, but they praised God. He was using them to bring the light of Jesus to the Gentiles and salvation to people of another nation, just as He had promised through the prophet Isaiah hundreds of years earlier. God’s one, big plan to save His people from every land was being fulfilled.

**Cracking the Case:**

**It's time to answer our Case Questions.**

**1. Who was the Light? Why was He called the Light?**

Jesus was the Light. A light shines brightly and shows the way. Jesus, the Son of God, came to show what God was like. He not only showed the way for sinners to come to God, but He made the way, Himself.

**2. Who were Likely People to receive Him and who were the Unlikely People to receive Him? What did both kinds of people need to do to receive the Light?**

The people of Israel were the Likely People and the Gentiles (non-Jews) were the Unlikely people. Both Jew and Gentile must confess their sins, turn away from them and trust in Jesus as their Savior, if they are to be saved. This is the only way to God.

**Something For You and Me**

**Our Bible Truth Is:**

**Jesus is the Only Way to Be Saved**

**Our Bible Verse is: John 14:2-6**

"In my Father's house are many rooms. If it were not so, would I have told you that I go to prepare a place for you? And if I go and prepare a place for you, I will come again and will take you to myself, that where I am you may be also. And you know the way to where I am going." Thomas said to him, "Lord, we do not know where you are going. How can we know the way?" Jesus said to him, "I am the way, and the truth, and the life. No one comes to the Father except through me."

What would cause Paul and Silas to praise God for getting to suffer for Him? Only their love for God and their faith that Jesus was really the only way to God. They remembered how Jesus had suffered to pay for their sins and the sins of all who turn and trust in Him. They counted it an honor to suffer so that other might know about Him.

The same message that Paul, Luke and Silas took to Macedonia is the same message we all need to hear and believe: "Repent of your sins, trust in Jesus and live! He is the only way to be saved from your sins."

Let's praise our Saving God who through Jesus made a way for sinners to come to Him. Let's ask Him for work in our hearts, helping us to repent of our sins, and believe in Him, too. Let's ask Him to give us courage to boldly tell others about Him, too, that He might use us in His one, big plan.

*Close in prayer.*

**Closing ACTS Prayer**

**A** God, we praise You for loving people from every land and the fulfiller of Your one, big plan to save them through Jesus.

**C** God, we confess that many times we are not like Paul and Silas. We do not tell other about Jesus who need to hear. We avoid anything that would cause us to suffer, even for Jesus' sake. We need a Savior!

**T** God, we thank You for sending out people to even our part of the world, that we might know the way to be saved.

**S** God, work in our hearts! Help us to turn away from our sins and trust in Jesus as our Savior. Help us to tell others about Jesus. Send out Your people to every part of the world so that those who still have not heard, may hear, repent of their sins, and believe.

# **ACTS PRAYER ACTIVITY**

Use this sheet to write down your ACTS Prayer

## **Instructions:**

Use this sheet to help the children apply the Bible Truth into a prayer. You can use the ACTS provided or even better, have the kids think of their own applications. Also have the children add their personal requests to the prayer, too. Lead the children in the prayer or let them pray sections, with your help. Never force a child to pray! Non-readers can participate by you whispering a section of the prayer into their ear and allowing them to pray it aloud for the group.

## **ADORATION:**

God, we praise You for being Merciful and being the Provider of the way of salvation for sinners.

God, we praise You for being.....

---

Add your own Adorations:

---

---

---

## **CONFESSION:**

God, we confess that we are all sinners who need You to save us. We can never be acceptable to You on our own. We need Jesus to make the way for us to be saved.

God, we have sinned against You....

---

Add your own Confessions:

---

---

## **THANKSGIVING:**

Thank You, God for sending Jesus to make the way for sinners like us to be saved from our sins.

God, we thank You for...

---

Add your own Thanksgivings:

---

---

## **SUPPLICATION:**

God, work in our hearts. Make us aware of our sins and our need of Jesus to save us. Help us to confess our sins to You and repent of them. Forgive our sins. Help us to trust in Jesus as our Savior. Be our Heavenly Father! Make us Your adopted children who love You and who You will love forever.

God, we need Your help...

---

Add your own Supplication:

---

---

---

---

---

## **SNEAKY SNACK**

Can you figure out how this snack ties in with our case?

---

### **Snack: Rods that Hurt, Tongues that Praised God**

Pretzel stick "rods" Paul and Silas were beaten with; red fruit roll up cut like tongues that shared the good news about Jesus and sang praises to God in prison.

This is only a suggestion. Feel free to modify. Be mindful of allergy issues among your children!

**Case Tie-in:** Paul and Silas rejoiced to be taking the light of the good news of Jesus to the Gentiles. They often suffered for telling this good news, but nonetheless, counted it an honor to make the way to God known to these peoples.

---

## **SOUL FOOD**

Food for thought during snack time

---

1. What does the snack have to do with the story?

Choose a few questions from the other activity discussion sheets to talk about during this snack time.

2.

3.

4.

5.

6.

7.



Directions: Read and discuss Bible Truth, using a FEW of the questions. Play game. Feel free to modify the game to fit your children.

### **Jesus Is the Only Way to Be Saved**

The Bible tells us that we have all rebelled against God and deserve His punishment for our sins. It tells us that our sins are so great that there is no way that we can ever earn God's forgiveness on our own. None of us can ever save ourselves.

But the good news is that God can! He has provided the way of salvation for sinful people through His Son, Jesus.

Jesus came to earth as a man. He was fully God and fully man. How amazing! He lived a perfect life. He's the only one who has ever done that! On the cross, Jesus offered up His life. He suffered and died as the perfect sacrifice needed for the sins of God's people. On the third day, Jesus rose from the dead, showing that He had completely paid for their sins. Yes! He had won the victory over sin and death for them!

Now all who turn away from living a life of sin (repent) and put their trust in Jesus as their Savior will be forgiven their sins. They will be saved from the punishment for their sins they deserve and will live as God's dearly loved people forever.

### **Understanding the Bible Truth**

1. Who does the Bible tell us has rebelled against God? *All of us.*
2. What do we all deserve because we have rebelled against God? *His punishment for our sins.*
3. Why is there no way we can ever earn God's forgiveness on our own? *Because our sins are so great.*
4. We can't save ourselves, but who can save us? *God can.*
5. How many ways are there to be saved? *Only one.*
6. Why is Jesus the only way for people to be saved? *Because He alone could make the perfect sacrifice needed to pay for sins of God's people.*
7. Why does Jesus please God and no one else does? *Because Jesus lived a perfect life that no sinful human could live. Only a perfect sacrifice would be good enough in exchange for a sinful life.*
8. What did Jesus prove when He rose from the dead, three days after He died on the cross? *That He had completely paid for the sins of God's people and had won the victory over sin and death for them.*
9. What does it mean to repent? *To turn away from living a life of sin and live for God instead.*
10. Whose sins will God forgive? *All those who repent of their sins and trust in Jesus as their Savior.*
11. When someone is forgiven their sins, what are they saved from? *The punishment they deserve from God for their sins.*

### **Bible Verse Connection Question**

1. What does our Bible Truth have to do with our **Bible Verse: John 14:2-6**: "In my Father's house are many rooms. If it were not so, would I have told you that I go to prepare a place for you? And if I go and prepare a place for you, I will come again and will take you to myself, that where I am you may be also. And you know the way to where I am going." Thomas said to him, "Lord, we do not know where you are going. How can we know the way?" Jesus said to him, "I am the way, and the truth, and the life. No one comes to the Father except through me."? *Jesus tells us that He is the Way, the Truth and the Life. He was making the Way for God's sinful people to come to the Father. No one goes to the Father, except through Him. If He did not do this, then no one goes to the Father. He is the Truth: believe in the Father and believe in Him! He is the Life: after this is over, God's people will see Him again. He was going away to prepare a place for them in heaven--His Father's house. He would be going away, but one day He would come back and take God's people to be with Him forever."*

### **Bible Truth Story Connection Questions**

1. Why were Paul and Silas willing to travel all those miles to Macedonia to tell people about Jesus? *Because they knew Jesus was the only way to be saved. If they didn't go, the people wouldn't hear about Jesus and could not be saved.*
2. Why were Paul and Silas so joyful in prison? *Because they thought about all that Jesus had done for them by taking the terrible punishment for their sins. They counted it an honor to suffer for One who had done so much for them.*

**Life Application Questions**

1. What do we do with the sin of our hearts? Do we just try to be better people and earn God's pleasure with good works or do we turn to Jesus for forgiveness of our sins?
2. What is the only way for our sins to be forgiven? What is the only way for us to "go to the Father, to know Him, love Him and have eternal life with Him? *By turning away from our sins, confessing them to God and trusting in Jesus as our own Savior.*
3. Why do Christians always have a reason to be joyful, no matter what? *Because even on the worst of days they know that Jesus has already taken care of their sins and that one day they will get to live with Him forever in heaven.*

**ACTS Questions**

1. What is something we can praise God for because of this Bible Truth?  
*Praise God for being Merciful and providing a way for sinful people to be saved.*
2. What are sins we can confess to God because of this Bible Truth?  
*Confess our sins against God that make us deserving of God's punishment.*
3. What is something we can thank God for because of this Bible Truth?  
*Thank God for sending Jesus to be the way to be saved.*
4. What is something we can ask God for because of this Bible Truth?  
*Ask God to forgive us our sins and help us to trust Jesus as our Savior.*

**The Gospel**

1. Why do people need Jesus to make a way to the Father for them? What is the gospel?  
*God is the good Creator and King of the world. He made people to worship Him and live by His good laws. But we are all sinners who have rebelled against Him. We all deserve death--God's just, eternal punishment for our sins. How terrible! But God has good news for us. In His great mercy, God sent His Son Jesus to earth to save sinners. Yes, Jesus, the perfect Son of God, left His home in heaven and became a man. He lived the perfect life that pleases God. (He's the only one who has ever done that!) He offered it up to God His Father as the perfect sacrifice for sins when He suffered and died on the cross. Then, on the third day, Jesus rose from the dead in victory. He had fully paid for the sins of God's people, so they wouldn't have to! Now all who turn away from their sins and trust in Jesus as their Savior will receive forgiveness of sins and eternal life with God. They will be His very own special people who will know Him and enjoy Him forever. We can be God's people, too, if we turn from our sins and trust in Jesus as our own Savior.*



## Game: Circle and Cross

### Materials

Beanbags, 1 per child  
Masking Tape  
Bible Truth Questions

### Preparing the Game

1. Choose 20+ questions for your game from the Bible Truth Discussion Questions, or make up your own.
2. Write the Bible Truth questions on small thin strips of paper (or make a photocopy of the Bible Truth Discussion Questions and simply cut them into strips) and put them in the bag/bowl.
3. Tape a circle about 2' in diameter on the floor. Tape a large X in the middle of it.
4. Mark one team's set of beanbags with a small piece of masking tape or other distinguishing mark.

### Playing the Game

Divide the children into two teams, giving the members of each team a beanbag of the same color or marking. Have all the children stand outside of the circle, about 6' back. At your signal, have the children toss their beanbags into the circle, trying to make them land on the taped X. Count up the beanbags for each team that landed on it. That's how many points their quiz question is worth. Choose a question for each team from the bag/bowl. If a team gets it wrong, the question goes to the other team for 1 point, if they can get the correct answer. Gather up the beanbags and continue play.

Game continues as number of questions, time, and attention span allow.

### Non-competitive Option

Set a target number of points for the whole group. Challenge the children to see how many turns it takes score the target number of points. Once the target has been reached, start the game over and see how many turns it takes to reach the target the second time.

### Optional TAKING IT TO OTHERS Activity: Quiz Questions

Have the children choose a few of the questions from the game to ask the parents/other children during TAKING IT TO OTHERS time. Help pre-readers by whispering the question in their ear and letting them ask it aloud to the parents/other children. Make sure you read the Bible verse aloud before you ask your questions.

Directions:

1. Write words to song in large print before class.
2. Play the song for the children, helping them follow along on the song sheet.
3. Discuss the song, using a few questions from the discussion sheet. *Don't use them all!*
4. Introduce sign language for key words of your choice from sign language sheet for your song. Use as few or as many as you think the children can learn.
5. Sing and sign the song. Sign language as well as large format lyrics and sheet music are found in the PFI Unit Songbook or online.
6. If desired, play the Song Game.

**Optional TAKING IT TO OTHERS Activity: Presenting and Singing the Song**

1. Sing and sign the song, encouraging the watching children/parents to join in.
2. Ask the class some of the questions listed below. The Bible Truth Connection Question is particularly good to help them understand how the song ties in with the Bible Truth.

**To God Be the Glory**

**Verse 1**

To God be the glory,  
great things He hath done;  
So loved He the world  
that He gave us His Son,  
Who yielded His life

**Refrain:**

Praise the Lord, praise the Lord,  
Let the earth hear His voice!  
Praise the Lord, praise the Lord,  
Let the people rejoice!  
O come to the Father, thro' Jesus the Son,  
And give Him the glory, great things He hath done.

Listen to it on PFI ESV Songs 11, Track 9

**Understanding the Song**

1. What great things has God done that we should glory Him?  
*He has sent His Son Jesus to be the Way for sinners to come to God.*
2. How did God show how much He loved the world?  
*He gave His very own Son to come and suffer a terrible death to pay for the sins of His people.*
3. What does "atonement" mean? *Making peace with someone after being enemies.*
4. What does it mean that Jesus yielded His life as an atonement for sin? *To yield one's life means to give it up. Jesus gave up His life to pay for the sins of His sinful people so that there would be peace between God and them.*
5. What is a lifegate? *A lifegate is a made up word that means the way to eternal life with God.*
6. Who may have eternal life?  
*All may go in. Anyone who turns from their sins and trusts in Jesus as the payment for their sins may be saved.*
7. Why should the people rejoice and praise the Lord? *Because Jesus has made the way to the Father.*
8. How do we come to the Father? *Through faith in Jesus the Son's payment for our sins.*

**Bible Truth Connection Question**

1. How does this song relate to our Bible Truth: **Jesus Is the Only Way to Be Saved?**  
*We give glory to God for giving us His Son to be the payment for sins. Sinners could never pay for their sins. Only by Jesus giving up His life in the place of sinners could there ever be a way for them to come to the Father.*

**Story Connection Question**

1. How does this song relate to today's story? *Paul and Silas were willing to face beatings and jail in order to tell the Philippians about Jesus, who made the Way for them to come to the Father. Even in prison they praised the Lord for the honor of telling others this good news.*

**Life Application Questions**

1. How can God's people be affected by the message of this song? *Every day, no matter how bad things are, they always have something even greater to thank God for. Jesus has made the Way to the Father so that all who turn and trust in Him can know and enjoy Him forever in heaven.*
2. How can we become God's people? *By turning away from our sins and trusting in Jesus as our Savior.*

**Bible Connection Question**

1. What does this hymn have to do with our Bible Verse: **John 14:2-6**: "In my Father's house are many rooms. If it were not so, would I have told you that I go to prepare a place for you? And if I go and prepare a place for you, I will come again and will take you to myself, that where I am you may be also. And you know the way to where I am going." Thomas said to him, "Lord, we do not know where you are going. How can we know the way?" Jesus said to him, "I am the way, and the truth, and the life. No one comes to the Father except through me."

*Jesus is the only way to the Father. He made the way, the lifegate, for sinful people to be forgiven and have eternal life with God.*

**ACTS Questions**

1. What is something we can praise God for from this hymn?

*Praise God for being so loving to His sinful people that He would send His Son to save them!*

2. What are sins we can confess to God from this hymn?

*That even though we know of God's great love shown to sinful people, that many times we are more excited about a new toy or something fun we get to do than the offer of eternal life through Jesus. Many times we do not give Him the glory, the praise He deserves.*

3. What is something we can thank God for from this hymn?

*We can thank God for sending Jesus to be the lifegate, the way, in which sinful people can be forgiven and can have eternal life with God.*

4. What is something we can ask God for from this hymn?

*That God would work in our hearts that we might turn from our sins and trust Jesus as our Savior. We can ask Him to work in others, too, that we might go through "the lifegate", we might be saved through Jesus.*

**Gospel Question**

1. What is the great thing that God has done for sinners that His people give Him glory for? What is the gospel?

*God is the good Creator and King of the world. He made people to worship Him and live by His good laws. But we are all sinners who've rebelled against Him. We all deserve death--God's just, eternal punishment for our sins. How terrible! But God has good news for us. In His great mercy, God sent His Son, Jesus to earth as a man to save sinners. He lived the perfect life that pleases God. (He's the only one who's ever done that!) He offered it up to God His Father as the perfect sacrifice for sins when He suffered and died on the cross. Then, on the third day, Jesus rose from the dead in victory. He had fully paid for the sins of God's people, so they wouldn't have to! Now all who turn away from their sins and trust in Jesus as their Savior will receive forgiveness of sins and eternal life with God. They will be His very own special people who will know Him and enjoy Him forever. We can be God's people, too, if we turn from our sins and trust in Jesus as our own Savior.*

## **Song Game: Big Voice, Little Voice**

### **Materials**

Song

Sign language signs used in the song printed out onto little cards

Blindfold

### **Preparing the Game**

None.

### **Playing the Game**

1. Practice the song and signs until the children know them well. Then tell them: "Children, we are going hide a sign language sign and see if one of you can find it... with a little help from the rest of us!"
2. Choose someone to be "It" and blindfold them. Choose another child to hide one of the sign language cards. When it's hidden, "It" can remove the blindfold and begin to look.
3. The rest of the children will sing the song in a louder voice when "It" gets closer to the hidden sign and quieter when "It" gets further from the sign.
4. When "It" finds the hidden clue, another "It" is chosen and play begins again.

Game continues as number of questions, time, and attention span allow.

choose a FEW questions for discussion, then choose the game and/or music activity

**Meditation Version: John 14:2-6**

"In my Father's house are many rooms. If it were not so, would I have told you that I go to prepare a place for you? And if I go and prepare a place for you, I will come again and will take you to myself, that where I am you may be also. And you know the way to where I am going." Thomas said to him, "Lord, we do not know where you are going. How can we know the way?" Jesus said to him, "I am the way, and the truth, and the life. No one comes to the Father except through me."

**Alternate Memory/Games Version: John 14:6**

"Jesus said to him, "I am the way, and the truth, and the life. No one comes to the Father except through me."

**Understanding the Bible Verse**

1. Who is speaking in these verses? What did He mean when He spoke of His Father's house? *Jesus. He was talking about heaven.*
2. What does Jesus mean when He says His Father's house has many rooms? *It means God has chosen to save many, many people. One day, they will all live together with Him in heaven.*  
Where did Thomas not understand that Jesus was going? *He didn't understand that Jesus was going to die and go to heaven.*
3. What did Jesus tell Thomas is the way to heaven, where Jesus was going? *Jesus told him that He was the way. He was the one who was making the way to God.*
4. What did Jesus say He was going to do? *To prepare a place for Thomas (and all of God's people) in heaven.*
5. What did Jesus say He would do one day? *Come back to take Thomas (and all of God's people) to be with Him in heaven.*
6. Has Jesus come back for His people yet? When will that happen? *No, He has not come back yet. It will happen when all of God's good plans for this world are complete. No one knows the hour or the day but God.*
7. What does it mean that Jesus is the "Truth"? *It means that everything Jesus has told them, they can believe. They can trust Him and how He says they can come to the Father.*
8. What does it mean that Jesus is the "Life"? *Jesus is the source of eternal life. He is the one who makes it possible for sinful people to know God and live with Him forever.*
9. How do we come to the Father? *Only through Jesus.*
10. Why can we only come to the Father through Jesus? *Because we are sinners and cannot stand in the holy God's presence on our own. Our sins must be forgiven first. Only Jesus provides complete forgiveness of sins through His death on the cross.*

**Bible Truth Connection Question**

1. What does this verse have to do with the **Bible Truth: Jesus Is the Only Way to Be Saved?**

*These are Jesus' words telling us that by turning from our sins and trusting in Him as our Savior is the only way that any of us can be saved. There is no other way to the Father.*

**Story Connection Questions**

1. What does the verse have to do with our story? *Paul, Silas and Luke spread this wonderful promise of salvation through Him to the people of Macedonia. They knew that the peoples there followed after the Roman gods, who were no gods at all. They needed to know that Jesus was the way, the truth and the life and that without Him, they would never know God and have eternal life.*

**Life Application Questions**

1. How can we go to the Father? *Only through Jesus. We must turn away from our sins, confess them to God and trust in Jesus as our Savior.*

**ACTS Questions**

1. What is something we can praise God for from this Bible Verse?

*Praise God for being the Provider of the Way to eternal life with Him.*

2. What are sins we can confess to God from this Bible Verse?

*That we have all turned away from God. We cannot make our way to God on our own because of our sins. We deserve God's punishment! We need a Savior!*

3. What is something we can thank God for from this Bible Verse?

*We can thank God for the wonderful promise of taking all His people to live forever with Him.*

4. What is something we can ask God for from this Bible Verse?

*We can ask God to work in our hearts that we would want to turn away from disobeying Him and trust in this wonderful Jesus as our own Savior. We can ask Him to work like this in others, too.*

**The Gospel**

1. Why did Jesus need to come to make a Way to God? Who can know this Way and be saved? What is the gospel?

*God is the good Creator and King of the world. He made people to worship Him and live by His good laws. But we are all sinners who have rebelled against Him. We all deserve death--God's just, eternal punishment for our sins. How terrible! But God has good news for us. In His great mercy, God sent His Son Jesus to earth to save sinners. Yes, Jesus, the perfect Son of God, left His home in heaven and became a man. He lived the perfect life that pleases God. (He's the only one who has ever done that!) He offered it up to God His Father as the perfect sacrifice for sins when He suffered and died on the cross. Then, on the third day, Jesus rose from the dead in victory. He had fully paid for the sins of God's people, so they wouldn't have to! Now all who turn away from their sins and trust in Jesus as their Savior will receive forgiveness of sins and eternal life with God. They will be His very own special people who will know Him and enjoy Him forever. We can be God's people, too, if we turn from our sins and trust in Jesus as our own Savior.*



## Game: Frisbee Toss

### Materials

Bible verse written up in large print so that all can see  
1 or more Frisbees (or bean bag)  
Masking tape  
marker and paper  
small container

### Preparing the Game

1. Divide the verse into 5 to 10 sections and place a word/verse section in each section. Write point values on the word/verse section, higher points for a word near the beginning of the verse; lower points for a word closer to the end. Tape these down.

### Learning the Verse

Some or all of your children may be non- or early readers. Teach the verse in sections, having them say it after you. Repeat a few times. Add clapping or other movement as they say it.

### Directions

1. If desired, lead the children in a discussion of a **FEW** of the most important questions before beginning game.  
2. Explain the game to them as follows:  
Divide the children into two teams and sit down in line. Explain that everyone will say the verse together. Then a child from one team will come up and toss the Frisbee into a word section. The leader/group will say the verse up to that word. The child can then win total point values by completing the verse on his own, or have point values by asking a team member to help him. If they are unsuccessful, the other team will have a chance to complete it for the half point amount. Have whole group say verse together again, then choose a child from the other team to toss the Frisbee.

Game continues until all children get a turn, or as time and attention span allow.

### Non-competitive Option

Don't split the children into teams. Have the children take turns throwing the Frisbee, letting the child or a child with a partner, say the rest of the verse on their own.

### Optional TAKING IT TO OTHERS Activity: Quiz Questions

Have the children choose a few of the questions from the game to ask the parents/other children during TAKING IT TO OTHERS time. Help pre-readers by whispering the question in their ear and letting them ask it aloud to the parents/other children. Make sure you read the Bible verse aloud before you ask your questions.

Directions:

1. Write words to song in large print before class.
2. Play the song for the children, helping them follow along on the song sheet.
3. Discuss the song, using a few questions from the discussion sheet. *Don't use them all!*
4. Introduce sign language for key words of your choice from sign language sheet for your song. Use as few or as many as you think the children can learn.
5. Sing and sign the song. Sign language as well as large format lyrics and sheet music are found in the PFI Unit Songbook or online.
6. If desired, play the Song Game.

**Optional TAKING IT TO OTHERS Activity: Presenting and Singing the Song**

1. Sing and sign the song, encouraging the watching children/parents to join in.
2. Ask the class some of the questions listed below. The Bible Truth Connection Question is particularly good to help them understand how the verse ties in with the Bible Truth.

**In My Father's House**

"In my Father's house are many rooms," Jesus said.

"I go prepare, prepare a place for you.

You know the way."

"Lord, we don't know where You are going," Thomas said to Him.

"Lord, we don't know where You are going,

How can we know the way?"

"I am the Way, I am the Truth, I am the Life," Jesus answered.

I am the Way, I am the Truth, I am the Life," Jesus answered.

No one can come to the Father, except through me."

John Fourteen, two through six.

**Listen to it on PFI ESV Songs 11, Track 10**

## Song Game: Sign It, Say It, What Does It Mean?

### Materials

Sign Language signs used in song, particularly choose words with important meanings you want the children to learn, such as "grace", "redeem", etc.

Bag or bowl

### Preparing the Game

1. Cut out signs and put in bowl.

### Playing the Game

1. Practice the song and signs until the children know them well. Then put all the signs we've learned in this bag/ bowl and mix them up.
2. Ask one of the children to choose a sign, but not show it to anyone...but you, if they need some help.
3. Ask the child to do the sign for the rest of the children and see if the other children can guess which one it is. Do the sign with the child, if desired.
4. When the children guess the sign, ask them the meaning of the word. If no one guesses the sign, put it back in the bowl to be picked again.
5. Choose another child to pick a new sign from the bag and continue.

NOTE: You might want to sing the song after you do each word or couple of words.

Game continues as number of questions, time, and attention span allow.

**STORY REVIEW**

Directions: Read and discuss Bible Truth, using a FEW of the questions. Play game. Feel free to modify the game to fit your children.

**General Story Questions**

1. Who did the LORD make His special possession, long ago? *The people of Israel.*
2. What did He do that showed they were special? *He rescued them from the Egyptians and led them to the Promised Land.*
3. What did God consider too small a thing for the Messiah to do? *Only save people from Israel.*
4. What has it always been God's One Big Plan to do? *To love and save His people who would come from every nation, not just Israel.*
5. How did God plan to save them? *Through Jesus Christ, who shed His blood gave them eternal life.*
6. What did God tell the people of Israel, through the prophet Isaiah? *That the Messiah would not just come to save them, but also people from every tribe and nation.*
7. What did Jesus tell His disciples after He died and rose from the dead? *That it was time to take the good news of salvation to all the peoples of the earth.*
8. Who did the LORD send to Macedonia to tell the people there about Jesus? *Paul, Silas and Luke.*
9. Who did they find by the River Gangites? *Some people gathered to worship the LORD.*
10. What happened when Paul told the people by the river about Jesus? *They turned from their sins and believed in Jesus. Then they were baptized.*
11. Why were Paul and Silas arrested? *For trying to turn people away from worshiping the Roman gods.*
12. What special part of the jail were they put in? *The inner cell—the most secure part.*
13. What did it seem strange that Paul and Silas were singing hymns? *Because they had just been beaten and were being held in stocks. They were in pain and could have been sad and scared about what might happen next to them.*
14. What caused their chains to fall off? *The LORD caused them to fall off when the earthquake happened.*
15. Why did the jailer plan to kill himself? *Because any jailer who lost prisoners under his care would be executed.*
16. What did the jailer want Paul to tell him? *How to be saved.*
17. Who heard Paul's message about Jesus, the only way to be saved? *The jailer and his household.*
18. Why did Paul and Silas get an escort out of jail? *Because it would be the safest way to exit the city; and, to show that their names had been cleared of dishonor.*
19. What made Paul, Silas and Luke so happy as they left Macedonia? *To know that the Lord had used them to as part of His one, big plan to save His people from every nation.*

**Bible Truth Connection Questions**

1. What does this story have to do with our Bible Truth? *Paul, Silas and Luke went to Macedonia to tell the people there how they could be saved through Jesus. They knew they must hear this message and believe, if they were to be saved, since Jesus is the only way to be saved, and they had not yet heard of Him and what He had come to do.*

**Bible Verse Connection Question**

1. What does the story have to do with our **Bible Verse: John 14:2-6**: "In my Father's house are many rooms; if it were not so, I would have told you. I am going there to prepare a place for you. And if I go and prepare a place for you, I will come back and take you to be with me that you also may be where I am. You know the way to the place where I am going." Thomas said to him, "Lord, we don't know where you are going, so how can we know the way?" Jesus answered, "I am the way and the truth and the life. No one comes to the Father except through me." *Paul, Silas and Luke spread this wonderful promise of salvation through Him to the people of Macedonia. They knew that the peoples there followed after the Roman gods, who were no gods at all. They needed to know that Jesus was the way, the truth and the life and that without Him, they would never know God and have eternal life.*

**Life Application**

1. Why is it an honor to suffer for telling others about Jesus? *Because Jesus has suffered so much more for His people that they might have eternal life.*
2. What must we do, if we want to be saved? *We, too, must turn away from our sins, confess them to God, and trust in Jesus as our own Savior.*
3. How can we be part of God's one, big plan? *We can believe in Jesus ourselves and be saved. We can tell others the good news of Jesus that they might be saved.*

**ACTS Questions**

1. What is something we can praise God for being that we learned in our story?

*Praise God for Loving People from Every Land and Fulfiller of His One Big Plan to save them through Jesus.*

2. What is something we can confess as sin that we learned in our story?

*Confess that many times we are not like Paul and Silas. We do not tell other about Jesus who need to hear. We avoid anything that would cause us to suffer, even for Jesus' sake. We deserve His punishment. We need a Savior!*

3. What is something we can thank God for that we learned in our story?

*We can thank God for sending out people to even our part of the world, that we might know the way to be saved.*

4. What is something we can ask God for that we learned in our story?

*We can ask God to work in our hearts, helping us to turn away from our sins and trust Jesus as our own Savior. We can ask Him to help us to tell others about Jesus. We can ask Him to send out His people to all parts of the world so that those who still have not heard, may hear and believe.*

**The Gospel**

1. What is the good news of Jesus that Paul, Silas and Luke shared in Macedonia? What is the gospel?

*God is the good Creator and King of the world. He made people to worship Him and live by His good laws. But we are all sinners who have rebelled against Him. We all deserve death--God's just, eternal punishment for our sins. How terrible! But God has good news for us. In His great mercy, God sent His Son Jesus to earth to save sinners. Yes, Jesus, the perfect Son of God, left His home in heaven and became a man. He lived the perfect life that pleases God. (He's the only one who has ever done that!) He offered it up to God His Father as the perfect sacrifice for sins when He suffered and died on the cross. Then, on the third day, Jesus rose from the dead in victory. He had fully paid for the sins of God's people, so they wouldn't have to! Now all who turn away from their sins and trust in Jesus as their Savior will receive forgiveness of sins and eternal life with God. They will be His very own special people who will know Him and enjoy Him forever. We can be God's people, too, if we turn from our sins and trust in Jesus as our own Savior.*

## Game: Balloon Volleyball

### Materials

20+balloons  
small strips of paper  
pen  
Masking Tape  
20+ Story Review Questions and other story review questions

### Preparing the Game

1. Choose 20+ questions for your game from the Story Review Discussion Questions, or make up your own.
2. Write out each Story Review question on a small strip of paper. (Or photocopy the review questions and cut them apart). Roll it up and place it inside of the balloon. Inflate the balloon. Continue this process for each Story Review question. Make a line with masking tape across the middle of the playing area.

### Playing the Game

Divide the children into two teams and have them spread out on each side of the masking tape line. Take one of the balloons and bat it out into the field of play. The children will bat it back and forth without letting it hit the floor. When it hits the floor, play stops and the team on the opposite side scores a point. The balloon is popped, the question is unrolled and read. The team who scored the point gets first try at answering the question. If they get it correctly, they get another point. If not, then the other team can try for a point. Play resumes by the leader batting another balloon out into the court.

Play continues as balloons last, or as time and attention span allow. The team with the most points at the end wins.

### Non-competitive Option

Don't keep track of points. Encourage the children to see how many times they bat the balloon back and forth, counting out loud with each hit. When the balloon hits the floor, the leader pops the balloon and reads question for all to answer.

### Optional TAKING IT TO OTHERS Activity: Quiz Questions

Have the children choose a few of the questions from the game to ask the parents/other children during TAKING IT TO OTHERS time. Help pre-readers by whispering the question in their ear and letting them ask it aloud to the parents/other children.

**CASE REPLAY ACTIVITIES**

Use this guide to review the Case Story and act it out for others to enjoy!

**CASE REPLAY, JR: YOUNGEST CHILDREN**

**Description:** The children will act out the story together, everyone doing the same action/sound effect at the same time. This activity is most suitable for kindergarteners.

**Materials**

The Case RePlay, Jr. script for younger children

**Preparation**

1. Read through the script and write in the blanks along the side possible actions/sound effects the children could do to act it out.

**Instructions**

1. Tell the children that they will be re-enacting the story together as you tell it.
2. As you read the script, lead the children in actions/sound effects to do with you.
3. If desired, you can read the script and stop at certain sentences and ask them what a good action/sound effect would be to act out what you just read.
4. Repeat the re-enactment one or two times more.

**CASE REPLAY, SR: OLDER CHILDREN**

**Description:** The children act out the story as a three-scene play. You will narrate it using the Case RePlay, Sr. script and they will act it out (no spoken words, for the most part), with each child assuming a different character's role. This activity is most suitable for first grade and up. You will review the story, then practice it a few times before performing it for others.

**Materials**

The Case RePlay, Sr. script

White board or other large format paper (if using a word bank)

Costumes and props

**Preparation**

1. Prepare for the play by choosing costumes and props for each character in the story. Decorate the area with any scenery props.
2. Write the words "Beginning," "Middle," "End" on a large piece of paper/whiteboard with plenty of space under each heading. You will use this paper to help the children think about the story as a three-scene play, as it is presented in the script.

**Instructions**

1. Tell the children that they will get to act out the story as a three-scene play, with a beginning, middle and end section. Tell them that before they can act it out, they need to think it out. as you narrate it with your script.
2. Take the children's answers as they recount the story, helping them put key incidents in the right order.
3. If desired, when they have filled in their Beginning, Middle, End, read through your whole (real) script, so they hear exactly what you will have them act out.
4. Then tell the children that it's time to practice acting out the story.
5. Assign parts to each child. If you are using costumes, do NOT give them out at this point. They will be a distraction.
6. Have all the children sit on the floor or in chairs on one side of the "stage," then call the characters up in place as their part in the story comes.
7. As you read the script, guide the children in where you want them to move or do to act it out.
8. After going through the whole script once, give out any costumes and props and act out the script once or twice more.

**Optional TAKING IT TO OTHERS Activity: Re-enacting the Story**

Read the script as the children act out together (younger) or assuming different roles (older) as the other children or the parents watch.



**CASE REPLAY, JR--YOUNGER KIDS (KINDERGARTEN) P.2**

Welcome to our play! The name of our story is: The Case of the Light for the Unlikely.

This story starts out in Old Testament times, thousands of years before Jesus lived on earth.

And now we present: "The Case of the Light for the Unlikely."

**Scene 1:**

The LORD loved the Israelites. He rescued them from slavery in Egypt, gave them His good laws and gave them the beautiful land of Canaan to live in. At Mt. Sinai, He promised to make them His treasured possession, if they would obey Him. But the LORD didn't only love the Israelites. He loved the Gentiles, too. From before the beginning, He had one, big plan to save His people from every nation. He would use the Israelites to be the special people through whom the Messiah, His Son Jesus, would come to bring the light of salvation to all His people.

**Actions:**

---

---

---

**Scene 2:**

At just the right time, Jesus did come. He lived a perfect life, then He offered up on the cross. He suffered and died there, taking all the punishment for the sins of God's people. On the third day, He rose from the dead. He told His disciples to take the message of salvation to the whole world. Jesus' followers spread the good news of Jesus. Three men--Paul, Silas and Luke--traveled to Macedonia and came to the city of Philippi. Paul preached about Jesus the only way to be saved to a group of people meeting by the River Gangites. Many became Christians.

---

---

---

---

---

**Scene 3**

But angry men stirred up a crowd against Paul and Silas. City officials arrested them, had them beaten with rods then threw them into jail. The jailer put them in the inner cell of the prison--the most protected part. Paul and Silas were sore from their beatings, but they rejoiced and sang hymns. Suddenly at midnight, a violent earthquake shook the jail. All of the prisoners' chains broke and the doors of the prison broke open. The jailer was horrified! He thought Paul and Silas had escaped and he knew he would be killed if they got away. He decided to kill himself to keep others from doing it. But Paul and Silas hadn't run away. Paul stopped the jailer from killing himself. The jailer fell down before Paul and asked how he could be saved. Paul gladly told him and his family the good news of Jesus. They all heard, believed and were saved. The next day, Paul and Silas were freed from prison and sent out of Philippi on their way. They headed on their way to new places to tell new people about salvation through Jesus. They rejoiced that God had used them as part of His one, big plan to save His people from every nation.

---

---

---

---

---

---

---

---

---

**Bible Truth Tie-In:** The Bible Truth we are learning is: **Jesus Is the Only Way to Be Saved.** Paul and Silas were willing even to suffer so that the people of Philippi could hear that Jesus is the only way to be saved.

## **CASE REPLAY, SR--OLDER KIDS (1ST GRADE AND UP) P.3**

Welcome to our play! The name of our story is: The Case of the Light for the Unlikely.

This story starts out in Old Testament times, thousands of years before Jesus lived on earth.

The characters in our story are: The Israelites; Gentiles; Paul; Silas; Luke; People gathered by the River Gangites; Crowd of people; Soldiers; and, the Jailer and his family.

And now we present: "The Case of the Light for the Unlikely."

### **Scene 1: (Beginning)**

The LORD loved the Israelites. He rescued them from slavery in Egypt, gave them His good laws and gave them the beautiful land of Canaan to live in. At Mt. Sinai, He promised to make them His treasured possession, if they would obey Him. But the LORD didn't only love the Israelites. He loved the Gentiles, too. From before the beginning, He had one, big plan to save His people from every nation. He would use the Israelites to be the special people through whom the Messiah, His Son Jesus, would come to bring the light of salvation to all His people.

### **Scene 2: (Middle)**

At just the right time, Jesus did come. He lived a perfect life, then He offered up on the cross. He suffered and died there, taking all the punishment for the sins of God's people. On the third day, He rose from the dead. He told His disciples to take the message of salvation to the whole world. Jesus' followers spread the good news of Jesus. Three men--Paul, Silas and Luke--traveled to Macedonia and came to the city of Philippi. Paul preached about Jesus the only way to be saved to a group of people meeting by the River Gangites. Many became Christians.

### **Scene 3: (End)**

But angry men stirred up a crowd against Paul and Silas. City officials arrested them, had them beaten with rods then threw them into jail. The jailer put them in the inner cell of the prison--the most protected part. Paul and Silas were sore from their beatings, but they rejoiced and sang hymns. Suddenly at midnight, a violent earthquake shook the jail. All of the prisoners' chains broke and the doors of the prison broke open. The jailer was horrified! He thought Paul and Silas had escaped and he knew he would be killed if they got away. He decided to kill himself to keep others from doing it. But Paul and Silas hadn't run away. Paul stopped the jailer from killing himself. The jailer fell down before Paul and asked how he could be saved. Paul gladly told him and his family the good news of Jesus. They all heard, believed and were saved. The next day, Paul and Silas were freed from prison and sent out of Philippi on their way. They headed on their way to new places to tell new people about salvation through Jesus. They rejoiced that God had used them as part of His one, big plan to save His people from every nation.

**Bible Truth Tie-In:** The Bible Truth we are learning is: **Jesus Is the Only Way to Be Saved.** Paul and Silas were willing even to suffer so that the people of Philippi could hear that Jesus is the only way to be saved.

## Paul and Silas Beaten and in Stocks

### Description

The children will make Paul and Silas in stocks out of cardboard.

### Materials

2 8.5" x 11" pieces of corrugated cardboard (like shipping boxes) per child

1 paper fastener per child

Markers

Scissors

### Preparing the Craft

1. Print out the patterns of Paul and Silas, and the stocks.
2. Use the templates as patterns to cut out Paul, Silas and stocks out of the cardboard.
3. Make hole in both pieces of stocks, as indicated.
4. Make a sample for the children to see.

### Making the Craft

1. Show children your sample.
2. Have the children decorate Paul and Silas, adding face, torn clothes and cuts and bruises. They can also color in the stocks if they want.
3. Bend the cardboard figures at the waist and at the knees.
4. Assemble the stocks by lining up the holes and sticking the paper fastener through them both. Fasten in the back.

### Optional TAKING IT TO OTHERS Activity: Craft Presentation

If you are presenting the craft to other children or parents the children can hold up their crafts (or your model craft) and read their Bible Truth Connection answers to explain the importance of the craft.

**CASE CRAFT****Discussion Guide****Instructions:**

As the children are settled into making their craft, ask them these questions to help them understand the craft's significance. Use the answers provided to guide the children's answers.

**Discussion Questions**

1. What did Paul and Silas go to Philippi to do? *To tell the people there the good news of Jesus.*
2. What happened to them when they shared the gospel? *They were arrested, beaten and put in stocks in jail.*
3. What surprising thing did they do in jail? Why did they do this? *They sang hymns of praise to God because they had been able to tell many people in Philippi about Jesus.*
4. What is Bible Truth that we are learning? *Jesus Is the Only Way to Be Saved.*
5. What does our craft have to do with our Bible Truth: Jesus Is the Only Way to Be Saved. *Paul and Silas knew that Jesus is the only way for people to be saved. They were willing even to suffer in order for the people of Philippi to hear the good news of salvation through Jesus.*
6. What can our craft help us remember? *God gives His people joy and strength to tell others about Jesus, even when it is very, very hard.*

**TAKING IT TO OTHERS****Craft Presentation****Instructions:**

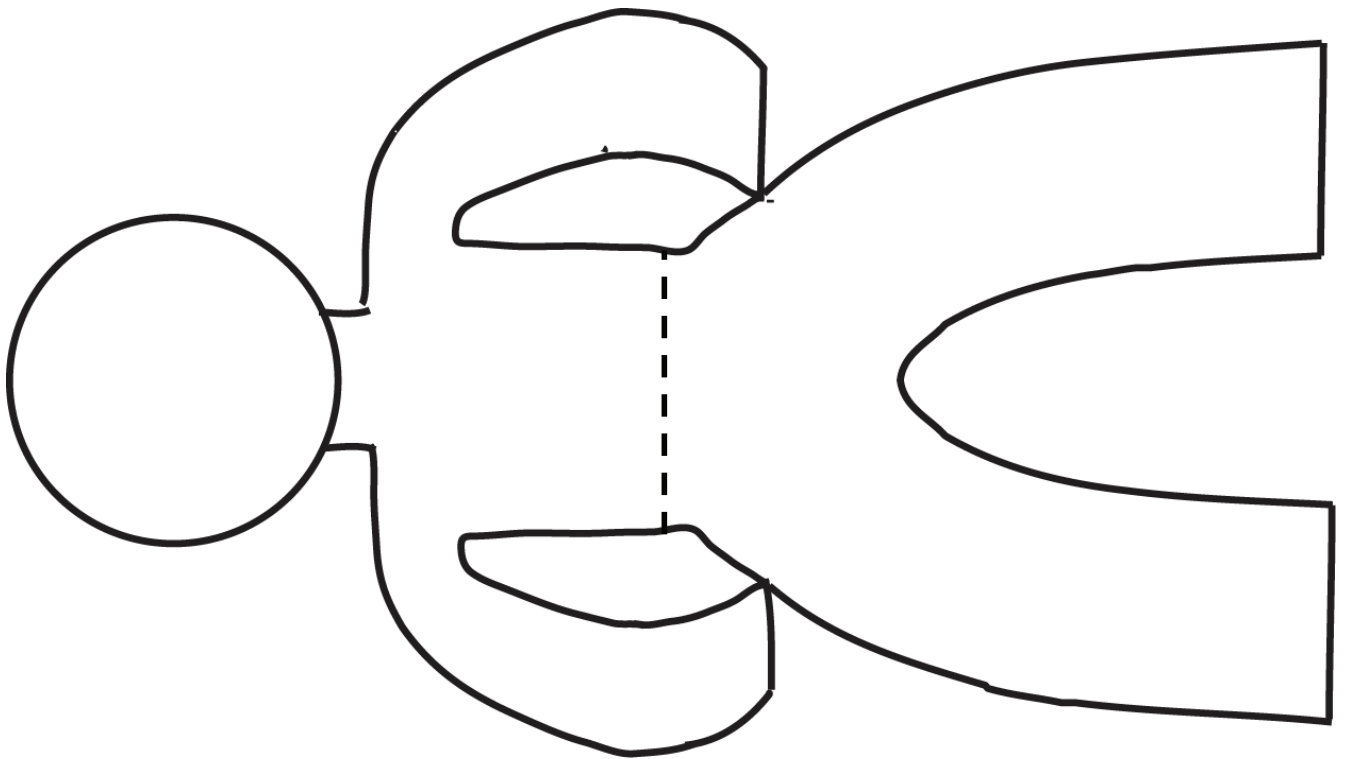
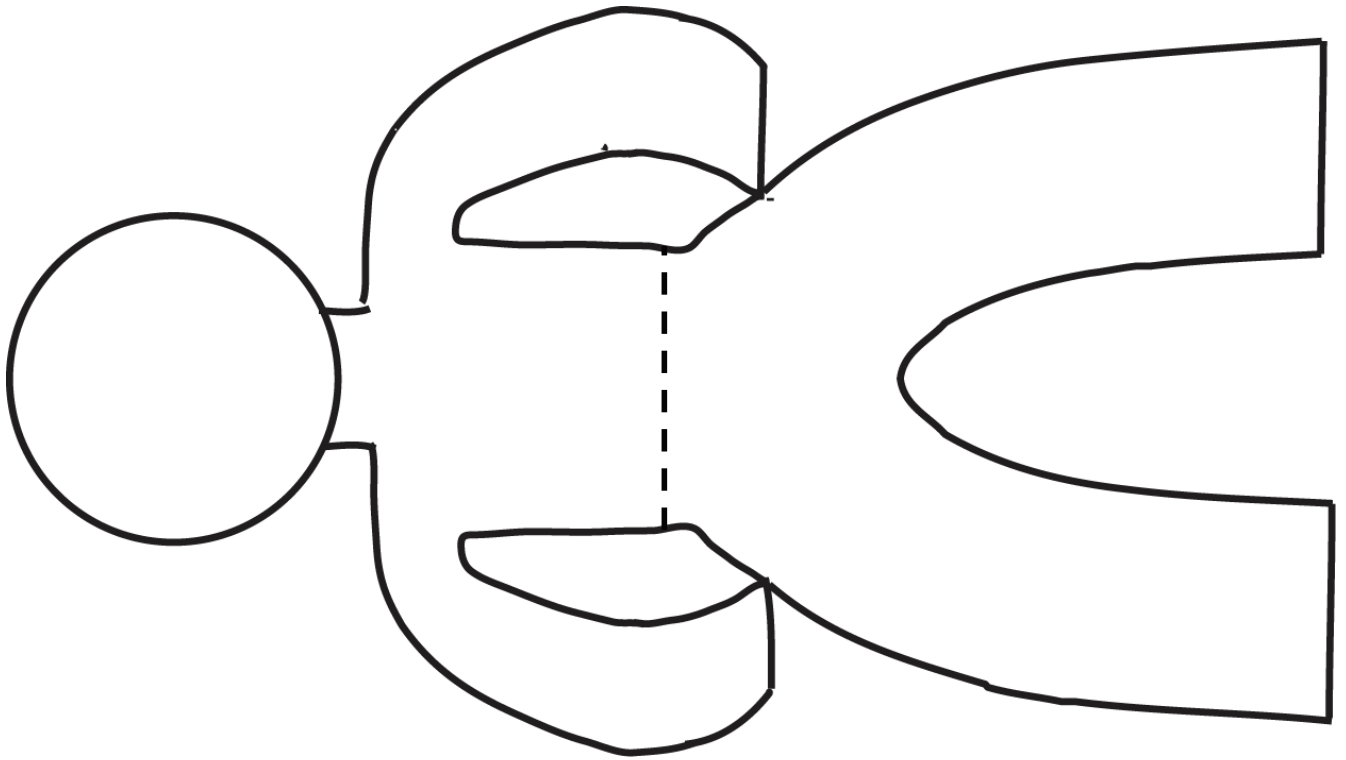
Have children hold up your model craft/their crafts. Choose five children (or you say) the five sections below to explain the craft's importance.

**Presentation:**

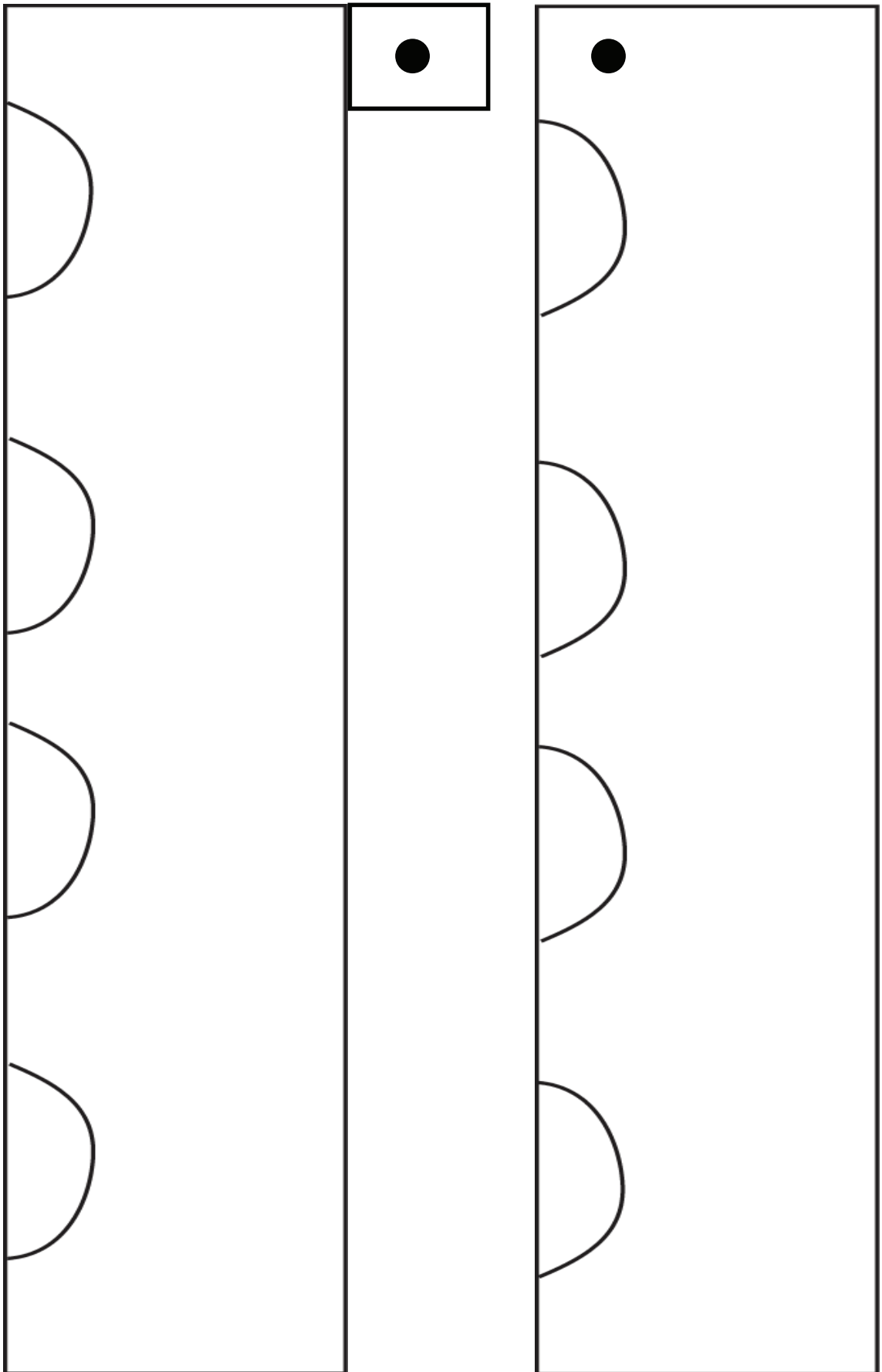
1. Our craft is: Paul and Silas Beaten and in Stocks.
2. In the inner cell of the jail in Philippi, Paul and Silas sang hymns of praise to God even though they had been beaten and put in stocks because they had been able to tell many people in Philippi about Jesus.
3. Our Bible Truth is: Jesus Is the Only Way to Be Saved.
4. Paul and Silas knew that Jesus is the only way for people to be saved. They were willing even to suffer in order for the people of Philippi to hear the good news of salvation through Jesus.
5. Our craft can help us remember that God gives His people joy and strength to tell others about Jesus, even when it is very, very hard.

Note: Even non-readers can participate in presenting the craft, if you will whisper what they are to say in their ear and let them say it aloud for the others to hear.

Paul and Silas



Stocks





**BEFORE CLASS:****1. PICK YOUR PERSON**

VIPPs can be anyone in your church! Typically, they fall into 6 categories: Church staff, Elders, Deacons/deaconesses, Special Volunteers (people who aren't paid, but spend a lot of time helping out in particular ways), Supported Workers (aka missionaries), and Church Members.

**2. GATHER YOUR FACTS**

Use the VIPP Information Sheet to write down the facts about your VIPP. The information on this worksheet is used in the VIPP activities, listed in the "Choose an Activity" section below.

**DURING THE ACTIVITY:****1. INTRODUCE YOUR VIPP**

Introduce your VIPP to the children, using the VIPP Information Sheet. Fill in a set of VIPP Clue Cards with the information for your VIPP. If desired, you can even have the actual person come into class for the children to meet.

Need help describing what someone does for the church in a kid-friendly way? Check out the list of common VIPPs on the Praise Factory website in the PFI resources. There are lots of kid-friendly descriptions for common VIPP's, such as pastors, elders, deacons and a lot more.

**2. PRAY!**

Lead the children in praying for the VIPP. Ask the children if they would like to pray for one of the VIPPs prayer requests. Even non-readers can pray for the VIPP if you whisper the prayer request in their ear, then let them say it aloud. Never force a child to pray!

**3. CHOOSE AN ACTIVITY**

There are two activities you can use to help the children learn about the VIPP:

**VIPP Clue Cards:** These are nine coloring sheets in which children fill in the nine things they learn about the VIPP from the VIPP Information Sheet. Photocopy a set of each child. Use as few or as many of these Clue Cards as you desire. They are found in the back of this book.

**VIPP Game:** This is a game that uses a set of Clue Cards for one or two VIPPs.

Choose a VIPP and fill in his/her information on the VIPP Information Sheet. Fill in a set of VIPP Clue Cards with the information for your VIPP. Tell the children about the VIPP, having them fill in the VIPP Clue Cards with the key facts as they learn them. Write any words the children need to write on a white-board or other piece of paper so they can see how to spell them. Help younger children write these words on their clue cards. Ideas for how to tell the children about many common VIPPs are listed at [praisefactory.org](http://praisefactory.org) with the resources for this Bible Truth.

**Optional TAKING IT TO OTHERS Activity: Introduce and Pray for the VIPP**

If you are presenting the VIPP to other children or parents you can assign children to hold up the 10 clue cards and say what each card tells about the VIPP. (Or, you can have the children hold them up as you tell what each one means.) Then lead the children in praying for the VIPP.

## Game: Crabbin' Around

### Materials

Information Sheet for two VIPPs

2 Sets of Clue Cards

Tape

A Bag

### Preparing the Game

1. Fill in one set of clue sheets for the VIPP you are using.
2. Put all the Clue Cards in a bag, except for the ones with the names and pictures of the VIPPs.
3. Tape the picture and name of each VIPP to the wall, about 3 feet from the ground.

### Playing the Game

**Reveal:** Tell the children about the VIPPs, showing them your filled-in clue cards as you tell about them.

**Review:** Put the Clue Cards for both VIPPS put in one bag. Mix up. Have children sit down, with their legs in front of them and their hands propped behind them. Show them how to get in crab position and try moving around. (Moving on hands and feet, with front side facing up). Tell them that you will pull out a clue, tell them what it is and they are to crab-crawl their way to the picture of the person who it belongs to. Give them the answer after everyone has run to their guessed person. Continue until all clues have been used up.

**VIPP INFORMATION SHEET**

**VIPP NAME:**

\_\_\_\_\_

**WHAT VIPP LOOKS LIKE**

Man or Woman? \_\_\_\_\_

Hair color? \_\_\_\_\_

Eye color? \_\_\_\_\_

**FAVORITE ANIMAL**

\_\_\_\_\_

\_\_\_\_\_

**FAVORITE FOOD**

\_\_\_\_\_

\_\_\_\_\_

**FAVORITE FREE TIME ACTIVITY**

\_\_\_\_\_

\_\_\_\_\_

**WHAT VIPP DOES DURING WEEK**

\_\_\_\_\_

\_\_\_\_\_

\_\_\_\_\_

\_\_\_\_\_

**VIPP GROUP OF SERVICE:**

Church Member

Deacon

Elder

Church Staff

Special Volunteer

Supported Worker  
(Missionary)

**3 WAYS VIPP SERVES CHURCH**

\_\_\_\_\_

\_\_\_\_\_

\_\_\_\_\_

\_\_\_\_\_

\_\_\_\_\_

\_\_\_\_\_

\_\_\_\_\_

\_\_\_\_\_

**3 WAYS TO PRAY FOR THE VIPP**

\_\_\_\_\_

\_\_\_\_\_

\_\_\_\_\_

\_\_\_\_\_

\_\_\_\_\_

\_\_\_\_\_

\_\_\_\_\_

\_\_\_\_\_

