

BIBLE TRUTH 2, LESSON 2: PLANNER/OVERVIEW

GETTING STARTED: Welcome and Opening Songs (*introduce unit and get kids moving with these songs*)

Welcome to Praise Factory: PFI: Praise Factory Investigators Theme Song *PFI ESV Songs 11, Track 1*

Rules to Help Us Worship God and Love One Another: WoGoLOA Classroom Rules Song
PFI ESV Songs 11, Track 2

Big Question Under Investigation: Big Question 11 Songs *PFI ESV Songs 11, Tracks 3,4*

Big Question Bible Verse: Romans 6:23 Song: *PFI ESV Songs 11, Track 5*

DIGGING DEEP DOWN: Key Concept and Story (*introduce the Bible Truth and tell the related story*)

Bible Truth 2: Jesus Is the Only Way to Be Saved

Bible Truth Hymn: To God Be the Glory, v.1 *PFI ESV Songs 11, Track 9*

Bible Verse: John 14:2-6

Bible Verse Song: In My Father's House *PFI ESV Songs 11, Track 10*

Lesson 2 Story of the Saints: The Case of the Cheeky Chieftess

TAKING ACTION: Response Activities (*choose from among these activities*)

Snack and Discussion Planner: Stones and Ohelo Berries

ACTS Prayer: Prayer Sheet

Bible Truth Review: Discussion Questions and Game: Squirrel and Nut

Bible Truth Hymn: To God Be the Glory, v.1 *PFI ESV Songs 11, Track 9*
Song, Sign Language and Song Game: Mimic Me! **PFI ESV Songs 11 BOOK or ONLINE**

Bible Verse Review: John 14:2-6 Discussion Sheet and Game: Forceball

Bible Verse Song: In My Father's House: John 14:2-6 *PFI ESV Songs 11, Track 10*
Song, Sign Language and Song Game: Word Take Away **PFI ESV Songs 11 BOOK or ONLINE**

Story Review: Discussion Questions and Game: Ring Toss

Case Replay, Jr: Drama Activity for Youngest Children (children do same story actions together)

Case Replay, Sr: Drama Activity for Most Children (children re-tell story with individual parts)

Craft: Kapi'olani Eating 'Ohelo Berries and Throwing Stones into the Volcano

VIPP (Very Important Prayer Person) Prayer Time: Coloring Sheets (back of book) & Game: Picture Run

TAKING IT HOME: Take Home Sheet for Review and Family Devotions

PFI Pronto: Bible Truth 2, Lesson 2 **PFI ESV Prontos 11 BOOK or ONLINE**

The Case of the Cheeky Chieftess

by Connie Dever

Our story is called:**The Case of the Cheeky Chieftess.****As you listen to the story, see if you can figure out:**

1. Who was the Cheeky Chieftess?
2. What did she do that was cheeky? What did this show to her people? ("Cheeky" means to do something bold and rebellious.)

This story is not in the Bible. It is a true story about God's people obeying Jesus' command to spread the good news of salvation to the whole world. It takes place around 1815 in Hawaii.

The Hawaiian Islands are a very, very beautiful group of islands in the Pacific Ocean. There are many beautiful flowers and birds. And mountains made from erupting volcanoes rise high above the sparkling, clear ocean that crashes in thunderous waves on the shores of white sand beaches.

But as beautiful as everything looked in Hawaii, not everything was wonderful. The people were trapped in fear of idols carved out of stone and wood. They believed the spirits of those idols would harm them, if they did not worship them. Coconuts, bananas, hogs and many other things, they offered to these fake gods, who they believed controlled their happiness.

They were especially fearful of the passionate, ill-tempered goddess Pele. Pele, they believed, was the volcano goddess and lived in the mighty volcano Kileaua. They believed that she caused the volcano to spew out fiery lava and ash on anyone who did not give her proper offerings or respect. Anyone who did not climb up to Haema'uma'u caldera (a caldera is the mouth of the volcano where lava can come out) on Kileaua and offer her some of the juicy "ohelo" bush berries that grew on the mountain slopes and say:

"E Pele, eia ka 'ohelo 'au;

(Oh, Pele, here are your branches)

e taumaha aku wau 'ia 'oe (I offer some to you)

e 'ai ho'i au tetahi (some I also eat)," fearing she would send lava from the volcano to fall on them and their village, if they did not.

How sad it was that the people lived in fear of Pele, who was nothing but a pretend goddess of stone! How sad that they did not know about the true God and

about Jesus, who was the only way to be saved from their sins! Did God care about the Hawaiian people? Did He want them to know the way to be saved? Yes, He did. And five thousand miles away, in Connecticut in the United States, God was preparing people to go and tell them.

A young man, with tanned skin and jet black hair, stood up before a crowded church of people. "Aloha! Greetings!" he said with a smile. "I am Obookiah. I come from Hawaii. I am here to ask your help. You may have heard what a beautiful land Hawaii is, but its people are in terrible bondage to idols. Hawaii gods: they are wood; they burn. I want to go home, put them in a fire, and burn them up. They do not see, they do not hear, they do not do anything! We make them with our hands. Yet my people live in terror of these gods, especially Pele the volcano goddess. My people make many sacrifices to these idols. They even sacrifice people to them! They do not know Iesu Kristo (Jesus Christ) or the Bible. They do not even have a written language or know how to read. They know nothing of the way to be saved. They are dying in their sins!"

"I, too, would still be there living in fear of those gods, never having heard of Jesus. But God in His great mercy brought me to America where kind men told me about Him. I have found forgiveness from my sins through Jesus," Obookiah told them.

"Does God care about the Hawaiian people? Does He want them to know the way to be saved? Yes, He does! It is too much for me to stay here, while my people in Hawaii are dying without Him. They need to know the way to God!

"Who will help me? Who will come with me to Hawaii and tell my people about Iesu Kristo?" Obookiah asked

Story-telling Tips

Ahead of time:

1. Read the Bible verses and story. Pray!
2. Create story cue cards on index cards (or highlight text).
3. Practice telling story dramatically, timing your presentation. Shorten, if necessary to fit your allotted time.
4. Decorate area with story props that help bring your story alive.

During your presentation:

1. Maintain as much eye contact as possible as you tell the story. Point to/use props at important points in the story. Include the kids in your story with a few questions about what they think will happen or words/concepts that might be new to them.
2. Watch the kids for signs that their attention span has been reached. Shorten, if necessary.

them. "Who will help me give them the Bible and teach them to read? It might be dangerous. They might want to kill us for going against Pele and the other gods of wood and stone, but for Jesus and the Hawaiian people it is worth risking your life!"

Many people heard Obookiah's message and wanted to help. Some said, "We will give money so you can go." Others said, "We will go, if you go with us."

Obookiah made preparations to go. The Hawaiian language had never been written down, so Obookiah made up the Hawaiian alphabet and a beginning reading book. He even began to translate the Bible into Hawaiian. Before long, he would be sailing back to Hawaii and begin teaching his people about Jesus. He wanted them to have God's Word to read themselves. He was so excited!

Then something happened that changed all of Obookiah's plans. Obookiah came down with a terrible sickness called typhoid fever. Day after day, night after night, Obookiah fought the fever, but he got weaker and weaker, until at last, he died.

The news of Obookiah's death spread throughout Connecticut and America. "What! Obookiah's dead? We thought surely he was the one God had chosen to take good news of Jesus to Hawaii. Who will dare go to Hawaii now that Obookiah is not here to take them?"

Did God care about the Hawaiian people? Did He want them to know the way to be saved? Yes, He did. He worked in the hearts of fourteen men and women and gave them courage to go.

"We will go!" said a group of fourteen men and women! "We want the Hawaiians to know Jesus, the only way to be saved. We want them to know how to read so that they can read God's Word for themselves. We are willing to risk our lives to tell them, even without Obookiah," they decided.

So the fourteen brave men and women sailed to Hawaii. They set up a school and a church building and began to tell the Hawaiians about Jesus. "Turn from your idols, turn from Pele. Turn and trust in Jesus. He is the only way to be saved," they told the people.

"What! Turn from our gods and Pele? How can we do that? They will be angry and seek revenge if we don't sacrifice to them," the people said. So very few would

have dared turn from the idols they worshiped and trust in Jesus as their Savior.

But the missionaries knew they must not give up. How would these Hawaiian people know the way to God if they did! So they kept praying and they kept teaching. They needed to keep trusting. They knew God would be faithful. And so He was!

One day the high chieftess Kapi'olani began to come to the missionaries' school. She wanted to learn to read like everyone else. She listened as the missionaries told the class about Jesus. "Turn from your idols, turn from Pele. Turn and trust in Jesus," she heard them say. "He is the only way to be saved." But unlike the other people, when Kapi'olani heard the good news of Jesus, she turned from her sins and believed.

Kapi'olani quickly began to grow as a Christian. God put a great love in her heart for Him, and a great desire for her people to know and love Him, too. "These people will never believe in Jesus until they know that He is more powerful than Pele," she told the missionaries. "I must defy Pele to her face in front of them. Perhaps then they will see that Pele is not goddess at all and turn to Jesus, the only way to be saved," she believed.

"My people," the high chieftess said, "these people have come to tell you about Jesus, the only way to be saved, yet you still fear the island gods of stone and wood. Those gods are no gods at all. Not even Pele, who we have lived in fear of all these years. Follow me up to Haema'uma'u caldera to the place we call the home of Pele. There I will defy Pele and prove to you that she is no goddess at all," she told them.

The people followed Kapi'olani up the lush green trail all the way up to the stark, lifeless top of Kileaua and the Haema'uma'u caldera. There next to the hot, lava-filled mouth of the volcano, Kapi'olani plucked 'ohelo berries off of the branch she held in her hand.. "My people, you know that we are supposed to ask permission and make an offering to Pele before eating any berries from her mountain or she will send lava down, but watch me defy Pele!" And with that Kapi'olani took some of the berries and put them straight in her mouth! If that was not enough, she then picked up stones and threw them deep into the hot lava below as if to stone Pele, herself. The people gasped with horror and cringed, waiting in

horror for Pele's fierce anger to rise up and strike Kapi'olani down with lava. But nothing happened.

"Now my people, do you see?" Kapi'olani said. "Pele is no goddess at all. She is only an idol. Come now; listen to the good news about the true God. Turn to Jesus, the only way to be saved," she urged them.

When the people saw that Pele was powerless, their hearts opened to the good news about Jesus. At last, many turned to Him and were saved.

Cracking the Case:

It's time to answer our Case Questions.

- 1. Who was the Cheeky Chieftess?** Kapi'olani.
- 2. What did she do that was cheeky? What did this show to her people? ("Cheeky" means to do something bold and rebellious.)** She picked some of the special Ohelo berries and ate them without first making a sacrifice. Then she threw stones into the mouth of her volcano. Both of these things, the people believed would cause Pele to erupt with anger. She did this to show them that Pele was no goddess and to help her people turn to faith in Jesus.

Something for Me and You

Our Bible Truth is: Jesus is the Only Way to Be Saved

Our Bible Verse is: John 14:2-6

"In my Father's house are many rooms. If it were not so, would I have told you that I go to prepare a place for you? And if I go and prepare a place for you, I will come again and will take you to myself, that where I am you may be also. And you know the way to where I am going." Thomas said to him, "Lord, we do not know where you are going. How can we know the way?" Jesus said to him, "I am the way, and the truth, and the life. No one comes to the Father except through me."

Did you know that there are still so many places in the world where people have not heard about Jesus, where there is no written language or no Bible? How is it that these people will here about Jesus the only way to be saved? It will take more brave men and women like Obookiah, Kapi'olani, and the believers from Connecticut who are willing to risk their lives to tell others about Him.

Let's praise the God Who Saves. Let's ask that He would send out more brave people to tell others about Him. Let's ask Him to work in our hearts, just like He

worked in Kapi'olani's, that we might turn away from our sins and trust Him as our own Savior. Let's ask Him to even make us brave enough to go to tell people in faraway places about Him, if He wants us to.

Close in prayer.

Closing ACTS Prayer

A God, we praise You for being the One, True God.

C God, we confess that like the Hawaiian people in the story, we are sinners who need to turn away from our sins and trust in Jesus as our Savior. And, confess that many times, like the people of Connecticut, we are scared to tell others the good news of Jesus. We all need Savior!

T God, we thank You for sending out people to even our part of the world, that we might know the way to be saved.

S God, work in our hearts. Help us to confess our sins, turn away from them and trust Jesus as our own Savior. Help us to tell others about Jesus. Send out Your people to all parts of the world so that those who still have not heard, may hear, repent and believe.

ACTS PRAYER ACTIVITY

Use this sheet to write down your ACTS Prayer

Instructions:

Use this sheet to help the children apply the Bible Truth into a prayer. You can use the ACTS provided or even better, have the kids think of their own applications. Also have the children add their personal requests to the prayer, too. Lead the children in the prayer or let them pray sections, with your help. Never force a child to pray! Non-readers can participate by you whispering a section of the prayer into their ear and allowing them to pray it aloud for the group.

ADORATION:

God, we praise You for being Merciful and being the Provider of the way of salvation for sinners.

God, we praise You for being.....

Add your own Adorations:

CONFESSION:

God, we confess that we are all sinners who need You to save us. We can never be acceptable to You on our own. We need Jesus to make the way for us to be saved.

God, we have sinned against You....

Add your own Confessions:

THANKSGIVING:

Thank You, God for sending Jesus to make the way for sinners like us to be saved from our sins.

God, we thank You for...

Add your own Thanksgivings:

SUPPLICATION:

God, work in our hearts. Make us aware of our sins and our need of Jesus to save us. Help us to confess our sins to You and repent of them. Forgive our sins. Help us to trust in Jesus as our Savior. Be our Heavenly Father! Make us Your adopted children who love You and who You will love forever.

God, we need Your help...

Add your own Supplication:

SNEAKY SNACK

Can you figure out how this snack relates to the story?

Snack: Stones and Ohelo Berries

Donut hole "stones" and red grapes or raisins (which look like ohelo berries)

This is only a suggestion. Feel free to modify. Be mindful of allergy issues among your children!

Case Tie-in: Kapi'olani ate the ohelo berries without offering a sacrifice to Pele. She threw stones down into the crater of Pele's volcano to show that she believed the gospel of Jesus. Pele was no goddess at all. This helped others to believe in Jesus, too.

SOUL FOOD

Food for thought during snack time

1. What does the snack have to do with the story?

Choose a few questions from the other activity discussion sheets to talk about during this snack time.

2.

3.

4.

5.

6.

7.

BIBLE TRUTH 2 REVIEW

Directions: Read and discuss Bible Truth, using a FEW of the questions. Play game. Feel free to modify the game to fit your children.

Jesus Is the Only Way to Be Saved

The Bible tells us that we have all rebelled against God and deserve His punishment for our sins. It tells us that our sins are so great that there is no way that we can ever earn God's forgiveness on our own. None of us can ever save ourselves.

But the good news is that God can! He has provided the way of salvation for sinful people through His Son, Jesus.

Jesus came to earth as a man. He was fully God and fully man. How amazing! He lived a perfect life. He's the only one who has ever done that! On the cross, Jesus offered up His life. He suffered and died as the perfect sacrifice needed for the sins of God's people. On the third day, Jesus rose from the dead, showing that He had completely paid for their sins. Yes! He had won the victory over sin and death for them!

Now all who turn away from living a life of sin (repent) and put their trust in Jesus as their Savior will be forgiven their sins. They will be saved from the punishment for their sins they deserve and will live as God's dearly loved people forever.

Understanding the Bible Truth

1. Who does the Bible tell us has rebelled against God? *All of us.*
2. What do we all deserve because we have rebelled against God? *His punishment for our sins.*
3. Why is there no way we can ever earn God's forgiveness on our own? *Because our sins are so great.*
4. We can't save ourselves, but who can save us? *God can.*
5. How many ways are there to be saved? *Only one.*
6. Why is Jesus the only way for people to be saved? *Because He alone could make the perfect sacrifice needed to pay for sins of God's people.*
7. Why does Jesus please God and no one else does? *Because Jesus lived a perfect life that no sinful human could live. Only a perfect sacrifice would be good enough in exchange for a sinful life.*
8. What did Jesus prove when He rose from the dead, three days after He died on the cross? *That He had completely paid for the sins of God's people and had won the victory over sin and death for them.*
9. What does it mean to repent? *To turn away from living a life of sin and live for God instead.*
10. Whose sins will God forgive? *All those who repent of their sins and trust in Jesus as their Savior.*
11. When someone is forgiven their sins, what are they saved from? *The punishment they deserve from God for their sins.*

Bible Verse Connection Question

1. What does our Bible Truth have to do with our **Bible Verse: John 14:2-6**: "In my Father's house are many rooms. If it were not so, would I have told you that I go to prepare a place for you? And if I go and prepare a place for you, I will come again and will take you to myself, that where I am you may be also. And you know the way to where I am going." Thomas said to him, "Lord, we do not know where you are going. How can we know the way?" Jesus said to him, "I am the way, and the truth, and the life. No one comes to the Father except through me."? *Jesus tells us that He is the Way, the Truth and the Life. He was making the Way for God's sinful people to come to the Father. No one goes to the Father, except through Him. If He did not do this, then no one goes to the Father. He is the Truth: believe in the Father and believe in Him! He is the Life: after this is over, God's people will see Him again. He was going away to prepare a place for them in heaven--His Father's house. He would be going away, but one day He would come back and take God's people to be with Him forever."*

Bible Truth Story Connection Questions

1. How did the Hawaiian people try to keep from being punished for their sins? *By offering sacrifices to the idols they thought were true gods.*
2. How did the Hawaiian people learn to turn to Jesus to forgive their sins instead of Pele and the other idols? *By Kapi'olani's defiance of Pele on top of the volcano.*

Life Application Questions

1. What do we do with the sin of our hearts? Do we just try to be better people and earn God's pleasure with good works or do we turn to Jesus for forgiveness of our sins?
2. What is the only way for our sins to be forgiven? What is the only way for us to "go to the Father, to know Him, love Him and have eternal life with Him? *By turning away from our sins, confessing them to God and trusting in Jesus as our own Savior.*
3. Why do Christians always have a reason to be joyful, no matter what? *Because even on the worst of days they know that Jesus has already taken care of their sins and that one day they will get to live with Him forever in heaven.*

ACTS Questions

1. What is something we can praise God for because of this Bible Truth?
Praise God for being Merciful and providing a way for sinful people to be saved.
2. What are sins we can confess to God because of this Bible Truth?
Confess our sins against God that make us deserving of God's punishment.
3. What is something we can thank God for because of this Bible Truth?
Thank God for sending Jesus to be the way to be saved.
4. What is something we can ask God for because of this Bible Truth?
Ask God to forgive us our sins and help us to trust Jesus as our Savior.

The Gospel

1. Why do people need Jesus to make a way to the Father for them? What is the gospel?
God is the good Creator and King of the world. He made people to worship Him and live by His good laws. But we are all sinners who have rebelled against Him. We all deserve death--God's just, eternal punishment for our sins. How terrible! But God has good news for us. In His great mercy, God sent His Son Jesus to earth to save sinners. Yes, Jesus, the perfect Son of God, left His home in heaven and became a man. He lived the perfect life that pleases God. (He's the only one who has ever done that!) He offered it up to God His Father as the perfect sacrifice for sins when He suffered and died on the cross. Then, on the third day, Jesus rose from the dead in victory. He had fully paid for the sins of God's people, so they wouldn't have to! Now all who turn away from their sins and trust in Jesus as their Savior will receive forgiveness of sins and eternal life with God. They will be His very own special people who will know Him and enjoy Him forever. We can be God's people, too, if we turn from our sins and trust in Jesus as our own Savior.

Game: Squirrel and Nut

Materials

Marble

Chairs

Bible Truth Questions

Preparing the Game

1. Choose 20+ questions for your game from the Bible Truth Discussion Questions, or make up your own.
2. Write the Bible Truth questions on small thin strips of paper (or make a photocopy of the Bible Truth Discussion Questions and simply cut them into strips) and put them in the bag/bowl.

Playing the Game

Have children seated in chairs in a circle, with their heads down and their eyes closed. "It" is in the middle and is holding the marble. He walks around quietly and chooses someone's lap to drop the marble into. The person who receives the marble jumps up and chases "It" around the circle and tries to tag "It" before "It" gets to the chair and sits down. Either the tagged old "It" or the new "It" gets to choose a question from the bag for the class to answer. Play continues after the question is answered. Be careful about running on slick floors! You may want to ask the children to walking rapidly instead.

Game continues as number of questions, time, and attention span allow.

Optional TAKING IT TO OTHERS Activity: Quiz Questions

Have the children choose a few of the questions from the game to ask the parents/other children during TAKING IT TO OTHERS time. Help pre-readers by whispering the question in their ear and letting them ask it aloud to the parents/other children. Make sure you read the Bible verse aloud before you ask your questions.

Directions:

1. Write words to song in large print before class.
2. Play the song for the children, helping them follow along on the song sheet.
3. Discuss the song, using a few questions from the discussion sheet. *Don't use them all!*
4. Introduce sign language for key words of your choice from sign language sheet for your song. Use as few or as many as you think the children can learn.
5. Sing and sign the song. Sign language as well as large format lyrics and sheet music are found in the PFI Unit Songbook or online.
6. If desired, play the Song Game.

Optional TAKING IT TO OTHERS Activity: Presenting and Singing the Song

1. Sing and sign the song, encouraging the watching children/parents to join in.
2. Ask the class some of the questions listed below. The Bible Truth Connection Question is particularly good to help them understand how the song ties in with the Bible Truth.

To God Be the Glory

Verse 1

To God be the glory,
great things He hath done;
So loved He the world
that He gave us His Son,
Who yielded His life

Refrain:

Praise the Lord, praise the Lord,
Let the earth hear His voice!
Praise the Lord, praise the Lord,
Let the people rejoice!
O come to the Father, thro' Jesus the Son,
And give Him the glory, great things He hath done.

Listen to it on PFI ESV Songs 11, Track 9

Understanding the Song

1. What great things has God done that we should glory Him?
He has sent His Son Jesus to be the Way for sinners to come to God.
2. How did God show how much He loved the world?
He gave His very own Son to come and suffer a terrible death to pay for the sins of His people.
3. What does "atonement" mean? *Making peace with someone after being enemies.*
4. What does it mean that Jesus yielded His life as an atonement for sin? *To yield one's life means to give it up. Jesus gave up His life to pay for the sins of His sinful people so that there would be peace between God and them.*
5. What is a lifegate? *A lifegate is a made up word that means the way to eternal life with God.*
6. Who may have eternal life?
All may go in. Anyone who turns from their sins and trusts in Jesus as the payment for their sins may be saved.
7. Why should the people rejoice and praise the Lord? *Because Jesus has made the way to the Father.*
8. How do we come to the Father? *Through faith in Jesus the Son's payment for our sins.*

Bible Truth Connection Question

1. How does this song relate to our Bible Truth: **Jesus Is the Only Way to Be Saved?**
We give glory to God for giving us His Son to be the payment for sins. Sinners could never pay for their sins. Only by Jesus giving up His life in the place of sinners could there ever be a way for them to come to the Father.

Story Connection Question

1. How does this song relate to today's story? *Kapi'olani knew that Jesus was the only Way for her people to be saved. She defied Pele in front of them to show them that it was Jesus, not Pele who was God.*

Life Application Questions

1. How can God's people be affected by the message of this song? *Every day, no matter how bad things are, they always have something even greater to thank God for. Jesus has made the Way to the Father so that all who turn and trust in Him can know and enjoy Him forever in heaven.*
2. How can we become God's people? *By turning away from our sins and trusting in Jesus as our Savior.*

Bible Connection Question

1. What does this hymn have to do with our Bible Verse: **John 14:2-6**: "In my Father's house are many rooms. If it were not so, would I have told you that I go to prepare a place for you? And if I go and prepare a place for you, I will come again and will take you to myself, that where I am you may be also. And you know the way to where I am going." Thomas said to him, "Lord, we do not know where you are going. How can we know the way?" Jesus said to him, "I am the way, and the truth, and the life. No one comes to the Father except through me."

Jesus is the only way to the Father. He made the way, the lifegate, for sinful people to be forgiven and have eternal life with God.

ACTS Questions

1. What is something we can praise God for from this hymn?

Praise God for being so loving to His sinful people that He would send His Son to save them!

2. What are sins we can confess to God from this hymn?

That even though we know of God's great love shown to sinful people, that many times we are more excited about a new toy or something fun we get to do than the offer of eternal life through Jesus. Many times we do not give Him the glory, the praise He deserves.

3. What is something we can thank God for from this hymn?

We can thank God for sending Jesus to be the lifegate, the way, in which sinful people can be forgiven and can have eternal life with God.

4. What is something we can ask God for from this hymn?

That God would work in our hearts that we might turn from our sins and trust Jesus as our Savior. We can ask Him to work in others, too, that we might go through "the lifegate", we might be saved through Jesus.

Gospel Question

1. What is the great thing that God has done for sinners that His people give Him glory for? What is the gospel?

God is the good Creator and King of the world. He made people to worship Him and live by His good laws. But we are all sinners who've rebelled against Him. We all deserve death--God's just, eternal punishment for our sins. How terrible! But God has good news for us. In His great mercy, God sent His Son, Jesus to earth as a man to save sinners. He lived the perfect life that pleases God. (He's the only one who's ever done that!) He offered it up to God His Father as the perfect sacrifice for sins when He suffered and died on the cross. Then, on the third day, Jesus rose from the dead in victory. He had fully paid for the sins of God's people, so they wouldn't have to! Now all who turn away from their sins and trust in Jesus as their Savior will receive forgiveness of sins and eternal life with God. They will be His very own special people who will know Him and enjoy Him forever. We can be God's people, too, if we turn from our sins and trust in Jesus as our own Savior.

Song Game: Mimic Me!

Materials

Sign Language
Song

Preparing the Game

None.

Playing the Game

1. Practice the song and signs until the children know them well. Choose a person to be the leader and let them decide upon an action for everyone to do as they sing the song, such as jump on one foot, etc.
2. Sing the song while doing the chosen action.
3. Select another child to be the leader.
4. If desired, you can choose a different action for different important words in the song, such as jump on one foot when you sing the word "grace", but clap your hands when you sing the word "Jesus". Ask the children the meaning of each of the words before adding in their action.

Game continues as number of questions, time, and attention span allow.

choose a FEW questions for discussion, then choose the game and/or music activity

Meditation Version: John 14:2-6

"In my Father's house are many rooms. If it were not so, would I have told you that I go to prepare a place for you? And if I go and prepare a place for you, I will come again and will take you to myself, that where I am you may be also. And you know the way to where I am going." Thomas said to him, "Lord, we do not know where you are going. How can we know the way?" Jesus said to him, "I am the way, and the truth, and the life. No one comes to the Father except through me."

Alternate Memory/Games Version: John 14:6

"Jesus said to him, "I am the way, and the truth, and the life. No one comes to the Father except through me."

Understanding the Bible Verse

1. Who is speaking in these verses? What did He mean when He spoke of His Father's house? *Jesus. He was talking about heaven.*
2. What does Jesus mean when He says His Father's house has many rooms? *It means God has chosen to save many, many people. One day, they will all live together with Him in heaven.*
Where did Thomas not understand that Jesus was going? *He didn't understand that Jesus was going to die and go to heaven.*
3. What did Jesus tell Thomas is the way to heaven, where Jesus was going? *Jesus told him that He was the way. He was the one who was making the way to God.*
4. What did Jesus say He was going to do? *To prepare a place for Thomas (and all of God's people) in heaven.*
5. What did Jesus say He would do one day? *Come back to take Thomas (and all of God's people) to be with Him in heaven.*
6. Has Jesus come back for His people yet? When will that happen? *No, He has not come back yet. It will happen when all of God's good plans for this world are complete. No one knows the hour or the day but God.*
7. What does it mean that Jesus is the "Truth"? *It means that everything Jesus has told them, they can believe. They can trust Him and how He says they can come to the Father.*
8. What does it mean that Jesus is the "Life"? *Jesus is the source of eternal life. He is the one who makes it possible for sinful people to know God and live with Him forever.*
9. How do we come to the Father? *Only through Jesus.*
10. Why can we only come to the Father through Jesus? *Because we are sinners and cannot stand in the holy God's presence on our own. Our sins must be forgiven first. Only Jesus provides complete forgiveness of sins through His death on the cross.*

Bible Truth Connection Question

1. What does this verse have to do with the **Bible Truth: Jesus Is the Only Way to Be Saved?**

These are Jesus' words telling us that by turning from our sins and trusting in Him as our Savior is the only way that any of us can be saved. There is no other way to the Father.

Story Connection Questions

1. What does the verse have to do with our story? *Kapi'olani knew that Jesus was the only way to be saved. She wanted her people to know that, too. She defied Pele in front of them all so that they might turn away from the fake gods and turn to Jesus and be saved.*

Life Application Questions

1. How can we go to the Father? *Only through Jesus. We must turn away from our sins, confess them to God and trust in Jesus as our Savior.*

ACTS Questions

1. What is something we can praise God for from this Bible Verse?

Praise God for being the Provider of the Way to eternal life with Him.

2. What are sins we can confess to God from this Bible Verse?

That we have all turned away from God. We cannot make our way to God on our own because of our sins. We deserve God's punishment! We need a Savior!

3. What is something we can thank God for from this Bible Verse?

We can thank God for the wonderful promise of taking all His people to live forever with Him.

4. What is something we can ask God for from this Bible Verse?

We can ask God to work in our hearts that we would want to turn away from disobeying Him and trust in this wonderful Jesus as our own Savior. We can ask Him to work like this in others, too.

The Gospel

1. Why did Jesus need to come to make a Way to God? Who can know this Way and be saved? What is the gospel?

God is the good Creator and King of the world. He made people to worship Him and live by His good laws. But we are all sinners who have rebelled against Him. We all deserve death--God's just, eternal punishment for our sins. How terrible! But God has good news for us. In His great mercy, God sent His Son Jesus to earth to save sinners. Yes, Jesus, the perfect Son of God, left His home in heaven and became a man. He lived the perfect life that pleases God. (He's the only one who has ever done that!) He offered it up to God His Father as the perfect sacrifice for sins when He suffered and died on the cross. Then, on the third day, Jesus rose from the dead in victory. He had fully paid for the sins of God's people, so they wouldn't have to! Now all who turn away from their sins and trust in Jesus as their Savior will receive forgiveness of sins and eternal life with God. They will be His very own special people who will know Him and enjoy Him forever. We can be God's people, too, if we turn from our sins and trust in Jesus as our own Savior.

Game: Forceball

Materials

Bible verse written up in large print so that all can see
One kick ball or other rubber ball
Masking tape
Yard stick

Preparing the Game

1. Use the tape to mark 2 lines about 3 yards apart.

Learning the Verse

Some or all of your children may be non- or early readers. Teach the verse in sections, having them say it after you. Repeat a few times. Add clapping or other movement as they say it.

Directions

1. If desired, lead the children in a discussion of a **FEW** of the most important questions before beginning game.
2. Explain the game to them as follows:
Divide the children into two teams and have each team line up behind one of the lines. Players should stand side to side, with legs apart and feet touching. The two teams are facing each other. Have all the children say the verse together. Then, one team rolls (with their hands) the ball to the other team, trying to get it through the other team's legs without being blocked. The defending team cannot move their feet to block the ball. They can only block it with their hands. If the ball gets through their legs, the other team can get 2 points if they can say the verse correctly. If they do not say it correctly, then the defending team can try for 1 point. The defending team then bats the ball and tries to get it through the other team's legs. Give all to other team. Have everyone say verse together, then begin play again. Repeat. The team with the most points wins.

Game continues as time and attention span allow.

Non-competitive option

This game is difficult to make completely non-competitive. You can, however, not keep track of points.

Optional TAKING IT TO OTHERS Activity: Quiz Questions

Have the children choose a few of the questions from the game to ask the parents/other children during TAKING IT TO OTHERS time. Help pre-readers by whispering the question in their ear and letting them ask it aloud to the parents/other children. Make sure you read the Bible verse aloud before you ask your questions.

Directions:

1. Write words to song in large print before class.
2. Play the song for the children, helping them follow along on the song sheet.
3. Discuss the song, using a few questions from the discussion sheet. *Don't use them all!*
4. Introduce sign language for key words of your choice from sign language sheet for your song. Use as few or as many as you think the children can learn.
5. Sing and sign the song. Sign language as well as large format lyrics and sheet music are found in the PFI Unit Songbook or online.
6. If desired, play the Song Game.

Optional TAKING IT TO OTHERS Activity: Presenting and Singing the Song

1. Sing and sign the song, encouraging the watching children/parents to join in.
2. Ask the class some of the questions listed below. The Bible Truth Connection Question is particularly good to help them understand how the verse ties in with the Bible Truth.

In My Father's House

"In my Father's house are many rooms," Jesus said.

"I go prepare, prepare a place for you.

You know the way."

"Lord, we don't know where You are going," Thomas said to Him.

"Lord, we don't know where You are going,

How can we know the way?"

"I am the Way, I am the Truth, I am the Life," Jesus answered.

I am the Way, I am the Truth, I am the Life," Jesus answered.

No one can come to the Father, except through me."

John Fourteen, two through six.

Listen to it on PFI ESV Songs 11, Track 10

Song Game: Word Take Away

Materials

Sign Language Signs and Song
White board and marker
Eraser

Preparing the Game

1. Write the words to the song on a white board.

Playing the Game

1. After children have learned the song and signs well, then tell the children that you are going to leave out words from the song (that you've learned signs for) and just do the sign in its place.
2. Have the children help you choose a word to take out. Erase the word from the board. Review the sign the for erased word.
3. Sing the song, trying to remember to NOT sing the word and do only the sign.
4. Continue to take out words until all of the words (with signs) have been taken out.

Game continues as number of questions, time, and attention span allow.

STORY REVIEW

Directions: Read and discuss Bible Truth, using a FEW of the questions. Play game. Feel free to modify the game to fit your children.

General Story Questions

1. Who did the Hawaiians worship? *Many gods made out of stone and wood, especially Pele.*
2. Why did they fear Pele so much? *Because she was supposed to be the one who sent the fiery lava of the great volcano Kileaua down upon them and their island, if she was displeased with them.*
3. What did they do to keep the idols happy? *Made sacrifices to them.*
4. What did Obookiah tell people in America? *He told them about the great need of his people back in Hawaii to hear the good news of Jesus. He wanted others to come with him and help him tell them the good news of salvation.*
5. Why might it be dangerous to go to Hawaii and tell people about Jesus? *The people might kill them; the journey was a long one, over many, many miles of sea.*
6. What did Obookiah make to get ready to teach the Hawaiian people? *The Hawaiian alphabet, written down for the first time; a beginner reader; and part of the Bible.*
7. What three things did Obookiah want for the Hawaiian people? *A school, a church building and for them to learn about Jesus.*
8. Why didn't Obookiah get to go to Hawaii? *He died of typhoid fever.*
9. Why didn't the people want to go without Obookiah? Why did they go anyway? *Obookiah knew the people and the language. The job would be much harder without him. Besides, the Hawaiian people would see them as complete strangers without Obookiah with them. They might be more likely to kill them.*
10. Why were the Hawaiians scared to turn to Jesus? *They were afraid to stop make sacrifices to their gods, especially Pele. They were afraid of what the gods would do to them.*
11. What important woman became a Christian first? *The chieftess, Kapi'olani.*
12. How did Kapi'olani plan to show the Hawaiian people that Jesus was more powerful than Pele? *She would defy Pele and show the people that nothing would happen.*
13. What did Kapi'olani do to defy Pele? *She ate 'ohelo berries from off the slopes of the volcano without asking first. She threw stones into Kileaua, where Pele was supposed to live—acts of dishonor.*
14. What did the people think about Kapi'olani surviving after defying Pele? *That she must be right: Pele was not a real god at all. They wanted to turn away from the gods and turn to Jesus as their Savior.*

Bible Truth Connection Questions

1. What does this story have to do with our Bible Truth? *Kapi'olani knew that Jesus was the only way to be saved. She wanted her people to know that, too. She defied Pele in front of them all so that they might turn away from the fake gods and turn to Jesus and be saved.*

Bible Verse Connection Question

1. What does the story have to do with our Bible Verse: **John 14:2-6**: "In my Father's house are many rooms. If it were not so, would I have told you that I go to prepare a place for you? And if I go and prepare a place for you, I will come again and will take you to myself, that where I am you may be also. And you know the way to where I am going." Thomas said to him, "Lord, we do not know where you are going. How can we know the way?" Jesus said to him, "I am the way, and the truth, and the life. No one comes to the Father except through me." *The fourteen men and women risked their lives to go to Hawaii and tell the Hawaiians about Jesus. They knew that Jesus was the way, the truth and the life. They knew that without Jesus, the Hawaiians would never go to the Father. They would never be saved. So they went and risked all, that these people might hear, repent and believe.*

Life Application Questions

1. What kind of person does the Lord call to go to tell other people about Jesus? *All of His disciples. All Christians.*
2. How can we become one of Jesus' disciples? *We must turn away from our sins, confess them to God, and trust in Jesus as our own Savior.*

ACTS Questions

1. What is something we can praise God for being that we learned in our story?

Praise God for being the One, True God.

2. What is something we can confess as sin that we learned in our story?

Confess that like the Hawaiian people in the story, we are sinners who need to turn away from our sins and trust in Jesus as our Savior. And, confess that many times, like the people of Connecticut, we are scared to tell others the good news of Jesus.

3. What is something we can thank God for that we learned in our story? *We can thank God for sending out people to even our part of the world, that we might know the way to be saved.*

4. What is something we can ask God for that we learned in our story?

We can ask God to work in our hearts, helping us to turn away from our sins and trust Jesus as our own Savior. We can ask Him to help us to tell others about Jesus. We can ask Him to send out His people to all parts of the world so that those who still have not heard, may hear and believe.

The Gospel

1. What is the good news of Jesus that Obookiah and Kapi'olani came to believe and longed to share with the other Hawaiians? What is the gospel?

God is the good Creator and King of the world. He made people to worship Him and live by His good laws. But we are all sinners who have rebelled against Him. We all deserve death--God's just, eternal punishment for our sins. How terrible! But God has good news for us. In His great mercy, God sent His Son Jesus to earth to save sinners. Yes, Jesus, the perfect Son of God, left His home in heaven and became a man. He lived the perfect life that pleases God. (He's the only one who has ever done that!) He offered it up to God His Father as the perfect sacrifice for sins when He suffered and died on the cross. Then, on the third day, Jesus rose from the dead in victory. He had fully paid for the sins of God's people, so they wouldn't have to! Now all who turn away from their sins and trust in Jesus as their Savior will receive forgiveness of sins and eternal life with God. They will be His very own special people who will know Him and enjoy Him forever. We can be God's people, too, if we turn from our sins and trust in Jesus as our own Savior.

Game: Ring Toss

Materials

Pre-made Ring toss board and rings

OR

Large piece of cardboard, popsicle sticks, and a child's plastic bracelet

Paper and marker

Masking Tape

20+ Story Review Questions and other story review questions

Preparing the Game

1. Choose 20+ questions for your game from the Story Review Discussion Questions, or make up your own.
2. Set up the ring toss board; or, cut a triangle shape from the cardboard and stick popsicle sticks into the board and assign point values for different sticks

Playing the Game

Divide the children into two teams and have them line up at the throw line. Ask a child to come up to the throw line and toss the ring onto the board. Each child gets three tries, adding up the total points from all three tries. The leader then reads a Story Review question. If the child answers it correctly by himself, it is worth the number of points he scored from the ring toss. If he has another team member help him, it's worth half the point value. If he cannot answer it correctly, it goes to the other team with half points for a correct answer. Play resumes as the first player from the other team takes a turn tossing.

Play continues until each child has a turn, as Story Review questions last; or as time and attention span allow.

Tip: You might find that this game works best with the board laying flat on the floor rather than standing up and tilted.

Non-competitive Option

Don't split into teams. Set a target point value for the children to reach together. Tell the children that they are going to work together and see how many turns it takes to reach the target point value. Have the children take turns toss the ring for points. Read a question for everyone to work together to answer. If the group gets it right, then they get to keep the points. Keep track of how many turns it takes to reach the target point value. Replace all of the sticky pads and play again, seeing if the group can make the target in less turns.

Optional TAKING IT TO OTHERS Activity: Quiz Questions

Have the children choose a few of the questions from the game to ask the parents/other children during TAKING IT TO OTHERS time. Help pre-readers by whispering the question in their ear and letting them ask it aloud to the parents/other children.

CASE REPLAY ACTIVITIES

Use this guide to review the Case Story and act it out for others to enjoy!

CASE REPLAY, JR: YOUNGEST CHILDREN

Description: The children will act out the story together, everyone doing the same action/sound effect at the same time. This activity is most suitable for kindergarteners.

Materials

The Case RePlay, Jr. script for younger children

Preparation

1. Read through the script and write in the blanks along the side possible actions/sound effects the children could do to act it out.

Instructions

1. Tell the children that they will be re-enacting the story together as you tell it.
2. As you read the script, lead the children in actions/sound effects to do with you.
3. If desired, you can read the script and stop at certain sentences and ask them what a good action/sound effect would be to act out what you just read.
4. Repeat the re-enactment one or two times more.

CASE REPLAY, SR: OLDER CHILDREN

Description: The children act out the story as a three-scene play. You will narrate it using the Case RePlay, Sr. script and they will act it out (no spoken words, for the most part), with each child assuming a different character's role. This activity is most suitable for first grade and up. You will review the story, then practice it a few times before performing it for others.

Materials

The Case RePlay, Sr. script
White board or other large format paper
Costumes and props

Preparation

1. Prepare for the play by choosing costumes and props for each character in the story. Decorate the area with any scenery props.
2. Write the words "Beginning," "Middle," "End" on a large piece of paper/whiteboard with plenty of space under each heading. You will use this paper to help the children think about the story as a three-scene play, as it is presented in the script.

Instructions

1. Tell the children that they will get to act out the story as a three-scene play, with a beginning, middle and end section. Tell them that before they can act it out, they need to think it out. as you narrate it with your script.
2. Take the children's answers as they recount the story, helping them put key incidents in the right order.
3. If desired, when they have filled in their Beginning, Middle, End, read through your whole (real) script, so they hear exactly what you will have them act out.
4. Then tell the children that it's time to practice acting out the story.
5. Assign parts to each child. If you are using costumes, do NOT give them out at this point. They will be a distraction.
6. Have all the children sit on the floor or in chairs on one side of the "stage," then call the characters up in place as their part in the story comes.
7. As you read the script, guide the children in where you want them to move or do to act it out.
8. After going through the whole script once, give out any costumes and props and act out the script once or twice more.

Optional TAKING IT TO OTHERS Activity: Re-enacting the Story

Read the script as the children act out together (younger) or assuming different roles (older) as the other children or the parents watch.

CASE REPLAY, SR--OLDER KIDS (1ST GRADE AND UP) P.3

Welcome to our play! The name of our story is called: The Case of the Cheeky Chieftess.

Our story takes place around 1815 in Hawaii.

The characters in our story are: the Hawaiian people; Obookiah; the people of Connecticut; Fourteen missionaries; and, Kapi'olani.

And now we present: "The Case of the Cheeky Chieftess."

Scene 1: (Beginning)

The Hawaiian people lived in fear of their stone and wood idols, especially Pele the volcano goddess. They offered pigs, coconuts, bananas and more as sacrifices in hopes of keeping her happy. But God did not want these people to live like this. He wanted them to know Him. He wanted them to believe in Jesus, the only way to Him. He used Obookiah, a young Hawaiian man to tell the people of America about his people and ask their help in taking the gospel to them. Many people gave money or offered to go with Obookiah to Hawaii to help them read, give them a Bible and tell them about Jesus. Obookiah got typhoid fever and died before he could go to Hawaii.

Scene 2: (Middle)

Fourteen people decided to go to Hawaii, even without Obookiah. They built a school and a church building. The Hawaiians came to the school to learn to read and hear about the Bible and Jesus, but many were too scared to not sacrifice to their gods, especially Pele. Kapi'olani, the high chieftess, went to the school and became a Christian. She knew the people needed to see that Jesus was stronger than Pele and she invited the people to watch her defy Pele.

Scene 3: (End)

The people followed Kapi'olani up to Haema'uma'u caldera and watched as she did not offer Pele berries before eating them; and, as she threw stones into the mouth of the volcano, Pele's home. When they saw that Pele did not do anything to her, many believed in Jesus.

Bible Truth Tie-In:

The Bible Truth we are learning is: **Jesus Is the Only Way to Be Saved.** Obookiah longed for his people to be freed from the worship of idols and turn to Jesus, the only way to be saved.

Kapi'olani Eating 'Ohelo Berries and Throwing Stones into the Volcano

Description

The children will make a picture of Kapi'olani eating berries and throwing stones into the volcano using markers and craft sand.

Materials

Patterns of pictures

Card stock

1 paper fastener per child

Craft sand in "volcano" colors: red, orange, yellow, brown, black, green

Markers or colored pencils

Craft Glue

Cookie sheets or trays

Preparing the Craft

1. Use the patterns to print out a copy of all the pictures for the children.
2. For younger children, you may want to cut out the parts for them. Older children can do this themselves.
3. Punch hole in Kapi'olani, the lever and the picture.
4. Make a sample for the children to see.

Making the Craft

1. Show children your sample.
2. Have the children decorate their volcano picture using the craft sand and glue. The best technique is to designate a tray for each color sand. Have the children glue a particular section, choose a color sand, sprinkle it on, then let the excess flow back onto the tray.
3. Have the children color in the rocks, berries and Kapi'olani with the markers/colored pencils. Glue the rocks and berries into Kapi'olani's hands
4. Attach Kapi'olani to the picture by sticking the paper fastener through her, then the volcano picture, then the lever (the lever should be on the back side of the picture. Secure the fastener.
5. Show children how to tip up Kapi'olani so she throws the rocks into the volcano.

Optional TAKING IT TO OTHERS Activity: Craft Presentation

If you are presenting the craft to other children or parents the children can hold up their crafts (or your model craft) and read their Bible Truth Connection answers to explain the importance of the craft.

CASE CRAFT**Discussion Guide****Instructions:**

As the children are settled into making their craft, ask them these questions to help them understand the craft's significance. Use the answers provided to guide the children's answers.

Discussion Questions

1. Where did our story take place? *In Hawaii.*
2. What did the Chieftess Kapi'olani do that was so daring? *She defied the fierce god Pele by eating 'Ohelo berries and throwing stones into the volcano, Kileaua.*
3. Why did she do this?
To show the people that Jesus was the only way to God. The Hawaiian gods were no gods at all.
4. What is Bible Truth that we are learning?
Jesus Is the Only Way to Be Saved.
5. What does our craft have to do with our Bible Truth: Jesus Is the Only Way to Be Saved?
Chieftess Kapi'olani no longer feared Pele because she knew that Jesus was the Way to God. She wanted her people to turn from their sins and trust in Him, too.
6. What can our craft help us remember?
God's people do not have to fear the same things they feared before they became Christians. They know who is the One, True God. He will be with them. He will help them to show others that Jesus is the only way to be saved.


TAKING IT TO OTHERS**Craft Presentation****Instructions:**

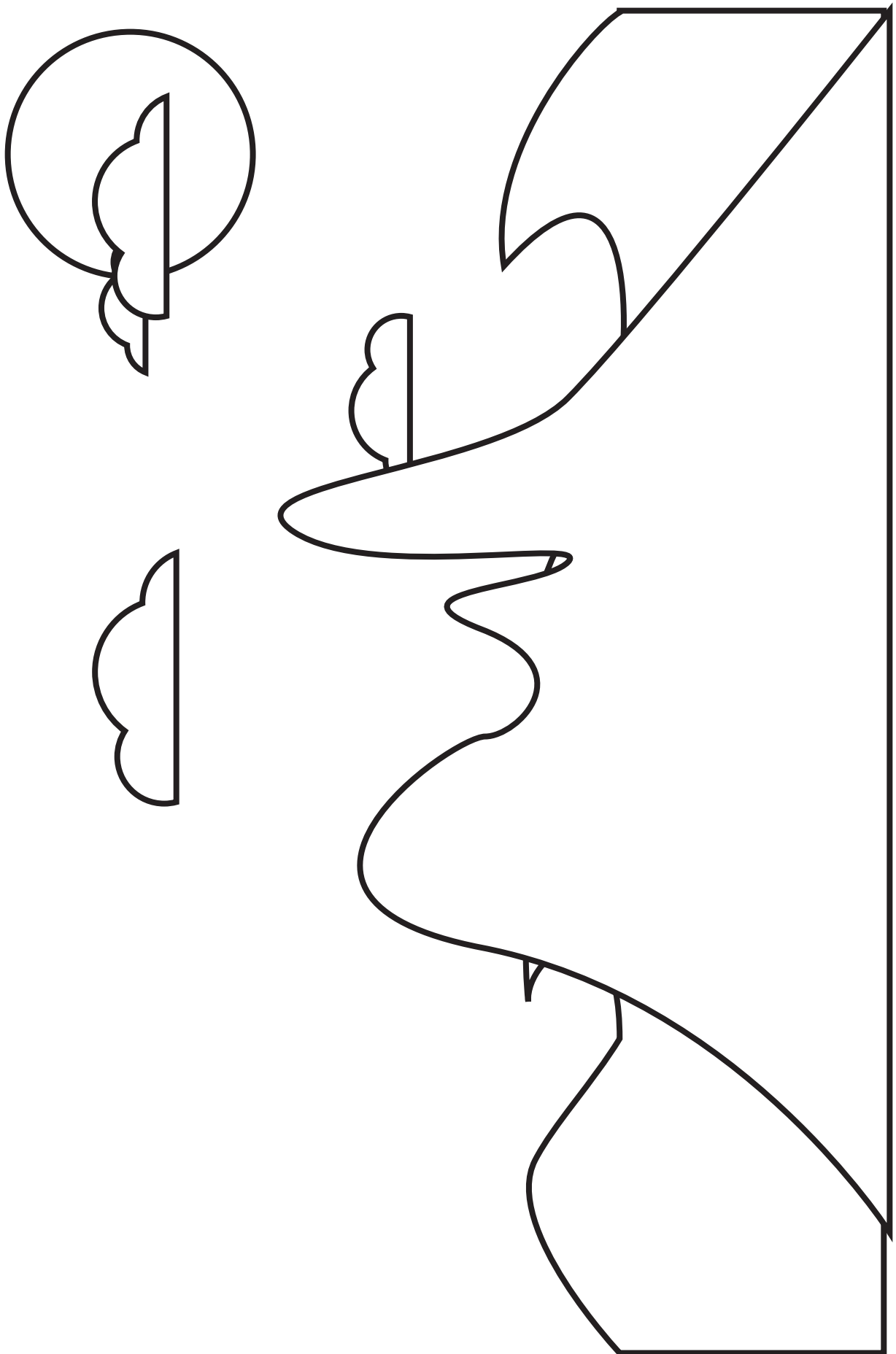
Have children hold up your model craft/their crafts. Choose five children (or you say) the five sections below to explain the craft's importance.


Presentation:

1. Our craft is: Kapi'olani Eating 'Ohelo Berries and Throwing Stones into the Volcano.
2. At the Haema'uma'u caldera, Chieftess Kapi'olani defied the fierce god Pele by eating 'Ohelo berries and throwing stones into the volcano, Kileaua to show the people that Jesus was the only way to God. The Hawaiian gods were no gods at all.
3. Our Bible Truth is: Jesus Is the Only Way to Be Saved.
4. Chieftess Kapi'olani no longer feared Pele because she knew that Jesus was the Way to God. She wanted her people to turn from their sins and trust in Him, too.
5. Our craft can help us remember that God's people do not have to fear the same things they feared before they became Christians. They know who is the One, True God. He will be with them. He will help them to show others that Jesus is the only way to be saved.

Note: Even non-readers can participate in presenting the craft, if you will whisper what they are to say in their ear and let them say it aloud for the others to hear.







BEFORE CLASS:**1. PICK YOUR PERSON**

VIPPs can be anyone in your church! Typically, they fall into 6 categories: Church staff, Elders, Deacons/deaconesses, Special Volunteers (people who aren't paid, but spend a lot of time helping out in particular ways), Supported Workers (aka missionaries), and Church Members.

2. GATHER YOUR FACTS

Use the VIPP Information Sheet to write down the facts about your VIPP. The information on this worksheet is used in the VIPP activities, listed in the "Choose an Activity" section below.

DURING THE ACTIVITY:**1. INTRODUCE YOUR VIPP**

Introduce your VIPP to the children, using the VIPP Information Sheet. Fill in a set of VIPP Clue Cards with the information for your VIPP. If desired, you can even have the actual person come into class for the children to meet.

Need help describing what someone does for the church in a kid-friendly way? Check out the list of common VIPPs on the Praise Factory website in the PFI resources. There are lots of kid-friendly descriptions for common VIPP's, such as pastors, elders, deacons and a lot more.

2. PRAY!

Lead the children in praying for the VIPP. Ask the children if they would like to pray for one of the VIPPs prayer requests. Even non-readers can pray for the VIPP if you whisper the prayer request in their ear, then let them say it aloud. Never force a child to pray!

3. CHOOSE AN ACTIVITY

There are two activities you can use to help the children learn about the VIPP:

VIPP Clue Cards: These are nine coloring sheets in which children fill in the nine things they learn about the VIPP from the VIPP Information Sheet. Photocopy a set of each child. Use as few or as many of these Clue Cards as you desire. They are found in the back of this book.

VIPP Game: This is a game that uses a set of Clue Cards for one or two VIPPs.

Choose a VIPP and fill in his/her information on the VIPP Information Sheet. Fill in a set of VIPP Clue Cards with the information for your VIPP. Tell the children about the VIPP, having them fill in the VIPP Clue Cards with the key facts as they learn them. Write any words the children need to write on a white-board or other piece of paper so they can see how to spell them. Help younger children write these words on their clue cards. Ideas for how to tell the children about many common VIPPs are listed at praisefactory.org with the resources for this Bible Truth.

Optional TAKING IT TO OTHERS Activity: Introduce and Pray for the VIPP

If you are presenting the VIPP to other children or parents you can assign children to hold up the 10 clue cards and say what each card tells about the VIPP. (Or, you can have the children hold them up as you tell what each one means.) Then lead the children in praying for the VIPP.

Game: Picture Run

Materials

Information for two VIPPs

2 Sets of Clue Cards

Tape

Different color construction paper for each picture.

Preparing the Game

1. Fill in one set of clue sheets for each VIPP you are using.
2. Put all the Clue Cards in a bag, except for the ones with the names and pictures of the VIPPs.
3. Use tape to put up the pictures of each VIPP on a piece of construction paper. Tape each up in a different location/wall around the room.

Playing the Game

Reveal: Tell the children about the VIPPs, showing them your filled-in clue cards as you tell about them.

Review: Put the Clue Cards for the VIPPS put in a bag. Mix up. Have children stand together in middle of the room. Tell them that you will pull out a clue card, show it to them, and they are to run to the picture of the person who it belongs to. Give them the answer after everyone has run to their guessed person. Continue until all clues have been used up. (If you have a slick floor, you may want to avoid running. Make it fun by giving them a different way to go to each picture, such as skip or hop.)

VIPP INFORMATION SHEET

VIPP NAME:

WHAT VIPP LOOKS LIKE

Man or Woman? _____

Hair color? _____

Eye color? _____

FAVORITE ANIMAL

FAVORITE FOOD

FAVORITE FREE TIME ACTIVITY

WHAT VIPP DOES DURING WEEK

VIPP GROUP OF SERVICE:

Church Member

Deacon

Elder

Church Staff

Special Volunteer

Supported Worker
(Missionary)

3 WAYS VIPP SERVES CHURCH

**3 WAYS TO PRAY FOR
THE VIPP**
