

BIBLE TRUTH 1, LESSON 2: PLANNER/OVERVIEW

GETTING STARTED: Welcome and Opening Songs (*introduce unit and get kids moving with these songs*)

Welcome to Praise Factory: PFI: Praise Factory Investigators Theme Song *PFI ESV Songs 11, Track 1*

Rules to Help Us Worship God and Love One Another: WoGoLOA Classroom Rules Song
PFI ESV Songs 11, Track 2

Big Question Under Investigation: Big Question 11 Songs *PFI ESV Songs 11, Tracks 3,4*

Big Question Bible Verse: Romans 6:23 Song: *PFI ESV Songs 11, Track 5*

DIGGING DEEP DOWN: Key Concept and Story (*introduce the Bible Truth and tell the related story*)

Bible Truth 1: God Saves Sinners Who Confess Their Sins

Bible Truth Hymn: Beneath the Cross of Jesus, v.2 *PFI ESV Songs 11, Track 6*

Bible Verse: 1 John 1:8-9

Bible Verse Song: If We Say We Have No Sin *PFI ESV Songs 11, Track 7*
Extra Bible Verse Song: If We Say 1 John 1:8-9 ESV PFI ESV Songs 11, Track 8

Lesson 2 Story of the Saints: The Case of the Mountains of Death and Life

TAKING ACTION: Response Activities (*choose from among these activities*)

Snack and Discussion Planner: Soup for the Sick

ACTS Prayer: Prayer Sheet

Bible Truth Review: Discussion Questions and Game: Inspecting the Troops

Bible Truth Hymn: Beneath the Cross of Jesus, v.2 *PFI ESV Songs 11, Track 6*
Song, Sign Language and Song Game: Pass the Secret Sign **PFI ESV Songs 11 BOOK or ONLINE**

Bible Verse Review: 1 John 1:8-9 Discussion Sheet and Game: Paper Boot Shuffle

Bible Verse Song: If We Say We Have No Sin: 1 John 1:8-9 *PFI ESV Songs 11, Track 7*
Song, Sign Language and Song Game: Mimic Me! **PFI ESV Songs 11 BOOK or ONLINE**

Story Review: Discussion Questions and Game: People Pins

Case Replay, Jr: Drama Activity for Youngest Children (children do same story actions together)

Case Replay, Sr: Drama Activity for Most Children (children re-tell story with individual parts)

Craft: Evelyn Brand Traveling Seven Mountain Ranges on Her Mountain Pony

VIPP (Very Important Prayer Person) Prayer Time: Coloring Sheets (Back of Book); Game: Over, Under & Throw

TAKING IT HOME: Take Home Sheet for Review and Family Devotions

PFI Pronto: Bible Truth 1, Lesson 2 **PFI ESV Prontos 11 BOOK or ONLINE**

The Case of the Mountains of Death and Life

Our story is called:

The Case of the Mountains of Death and Life.

As you listen to the story, see if you can figure out:

1. Why were the mountains called the Mountains of Death?
2. Who went to those mountains to bring life? How did they do that?

This story doesn't take place in Bible times. It starts out around 1909 in England.

Far away in Southeast India lie mountain ranges called Kolloi Malai. Many tribes of people have made their home in tiny villages on these hot, jungly mountains, but few outsiders dare visit. Why? If you knew what Kolloi Malai meant in English you would understand. Kolloi Malai means "Mountains of Death!"

The people called them the Mountains of Death because of the sicknesses the mountains held. There was malaria, typhoid, bubonic plague, and special deadly strains of flu. Only one night spent on the Kolloi Malai was enough to catch one of these deadly diseases.

Christians called these mountains the Mountains of Death for another reason, too. There was no one among all the people who lived there who knew about Jesus. They all lived in fear of the spirits and idols of Hinduism and the powerful Hindu priests. The people thought that the spirits and idols were their only hope for protection against the sickness, pain and death of the Mountains of Death. They did not know about the God who saves sinners who confess their sins to Him and His power to take care of them in sickness and even in death.

"Will the peoples of the Kolloi Malai be left to die in their sins or will someone go and tell them about Jesus who can save them? Who will go to the Mountains of Death?" These questions reached the ears of a rich, English young lady dressed in silk and pearls and her new husband--Evelyn and Jesse Brand.

"We will go," they said. "We will take medicines to help fight those terrible sicknesses. We will take the good news of Jesus to them so that they might confess their sins to Him and be saved. We will go and we will stay until we reach five mountain ranges of the Kolloi Malai...or until we die," they promised. So they left

by

behind their nice home, their beautiful clothes and all the comforts of the good life in England and went.

Evelyn and Jesse settled in a little village in a hut made of bamboo and mud and began their work. "We have medicines to heal you. We can teach you how to keep diseases from spreading," they told the people. "We have come to tell you about Jesus who saves sinners who confesses their sins. You do not have to live in fear of the Hindu spirits and idols," the Brands said.

But the Hindu priest didn't want the people to hear about Jesus. "If you listen to the Brands, the spirits will be unhappy and your cattle will die," the Hindu priest threatened....and mysteriously the cattle did die!

For seven long years the Brands kept trying to help the people, yet not a one became a Christian. Should they leave? What good had they done? "Who will go to the Mountains of Death? We will....and we will stay until we reach five mountain ranges or until we die!" The Brands remembered their promise and did not give up. Instead, they prayed even harder. "Lord, show us how to reach these people on the Mountains of Death. You know the way."

Not longer after this, sickness struck the village where the Brands lived. Hundreds died. Anyone who got sick almost certainly died.

"The sick people will have to take care of themselves," the healthy villagers said. "We don't want to get sick and die, too!" So they fled into the jungle, leaving behind all the sick.

"Should we leave the village, too?" the Brands wondered. "What if our children get sick? What if we do?"

"Who will go to the Mountains of Death? Will they be left to die in their sins or will someone go and tell them about Jesus who can save them?..." "We will go and we

Story-telling Tips

Ahead of time:

1. Read the Bible verses and story. Pray!
2. Create story cue cards on index cards (or highlight text).
3. Practice telling story dramatically, timing your presentation. Shorten, if necessary to fit your allotted time.
4. Decorate area with story props that help bring your story alive.

During your presentation:

1. Maintain as much eye contact as possible as you tell the story. Point to/use props at important points in the story. Include the kids in your story with a few questions about what they think will happen or words/concepts that might be new to them.
2. Watch the kids for signs that their attention span has been reached. Shorten, if necessary.

will stay until we reach five mountain ranges of the Kolloi Malai...or until we die.' the Brands remembered their promises and decided to stay.

"Jesus has already saved us from our sins, we are the very ones to stay and help these dying people. Perhaps now God will give us the chance to tell these people about Jesus."

So the Brands stayed in the village. They made huge pots of soup to feed all of the sick people, hoping to keep some alive and hoping to tell all about the God who saves sinners who confess their sins to Him. They even took care of the Hindu priest and his wife.

One day an urgent message came to the Brands: "Come quickly! The priest and his wife are doing worse and he has something to tell you."

The Brands hurried to see the dying man and his wife. "I have something to tell you," the priest told them. "I poisoned the cattle when the people wanted to listen to you, not a spirit as I made them think. I've been a priest all my life, but the only ones who have helped me are Christians," he told the Brands. "Please adopt my baby if I die. I want you to raise my child."

"We will raise your child as our very own," the Brands told him. Before long, the man and his wife both died and the Brands adopted their child as their own, as they said they would.

Finally terrible sickness left the village. Life could get back to normal, yet nothing would ever be the same again. The villagers came to the Brands and said, "When our own families left us to die, you stayed and cared for us. You even adopted the child of the Hindu priest who was your enemy. We want to know more about your God who saves. Tell us about Jesus."

Soon many of them confessed their sins to God and believed in Jesus. The Brands began to spread out their work to the rest of that first mountain range. God was blessing their work.

Three years later, Jesse Brand died from Blackwater Fever on the Mountains of Death, and many wondered if Evelyn Brand would go on. "Will they be left to die in their sins or will someone go and tell them about Jesus who can save them?..." 'We will go and we will stay until we reach five mountain ranges of the Kolloi Malai...or until we die.' Evelyn remembered their promises; and,

for fifty more years, Evelyn Brand kept working in the Mountains of Death-- until she was 95 years old!

Over the hills she would ride on her hill pony, camping out of doors with just an umbrella and a raincoat to protect her from the torrential rains. She cleared jungle lands, pulled bad teeth, gave the villagers medicine, started schools, took care of orphans, and most of all, invited them to confess their sins to God, turn to Jesus and be saved. By the end, she was so sick with malaria, and could only walk with the help of two bamboo canes. She had so many wrinkles that you could not hardly count them, yet the Lord made her beautiful with a heart full of joy and love for Him and the people of the Mountains of Death.

"Come home to England, Evelyn," pleaded her family and friends, "You are too old. Your body is worn out."

But Evelyn would remember her promise to reach the peoples of the Kolloi Malai. She would just smile and say, "You know these mountains. If I leave, who will help the village people? Who will treat their wounds and pull their teeth and teach them about Jesus? When someone comes to take my place on the Mountains of Death, then and only them, will I retire. In any case, why preserve this old body if it's not going to be used where God needs me."

In the end, Granny Brand, as the villagers called her, died in India at the age of 95. The villagers buried her in a simple cotton sheet right on her mountain, just as she had wanted, next to her husband Jesse. And by the time she died, they had reached not five mountain ranges, but SEVEN! And many, many people had confessed their sins and turned to Jesus to be saved.

Cracking the Case:

It's time to answer our Case Questions.

1. Why were the mountains called the Mountains of Death? Because of all the terrible sicknesses there were there. Many people died.

2. Who went to those mountains to bring life? How did they do that? The Brands went to these mountains to bring medicine, but most importantly, to bring the good news of Jesus. As people heard the gospel, many confessed their sins and trusted in Jesus as their Savior. This brought God's life to the Mountains of Death.

Something for Me and You**Our Bible Truth is:****God Saves Sinners Who Confess Their Sins****Our Bible Verse is: 1 John 1:8-9**

"If we claim to be without sin, we deceive ourselves and the truth is not in us. If we confess our sins, he is faithful and just and will forgive us our sins and purify us from all unrighteousness."

What about us, have we confessed our sins and trusted in Jesus as our Savior? If we do, God will forgive us our sins. He will save us through Jesus and we will be His people forever!

And what about those of us who are Christians? Could there still be work to be done? Yes, there is. There are mountains, and cities and villages and neighborhoods, on the other side of the world and right here where we live, filled with people who need to hear the way to be saved. Could God want us to tell others about the God who saves sinners who confess their sins to Him? Yes, He does.

Let's praise this God who saves sinners and ask Him to help us to tell others how they can have their sins forgiven. Let's ask Him to send out more of His people to help build His Church by spreading the good news about Jesus. Let's ask Him to work in our hearts, help us to turn from our sins and trust in Jesus as our own Savior. Let's ask Him to send the Holy Spirit to work in our hearts and to use even us to help build His Church, by telling others about Him.

Close in prayer.

Closing ACTS Prayer

A God, we praise You for being the Protector and Sustainer of Your people. They can even survive in the Mountains of Death, if You want them to.

C God, we confess that we, like the people on the Mountains of Death and all other people, deserve Your punishment. We all need to confess our sins to You and ask Your forgiveness! We need a Savior!

T God, we thank You for the wonderful gifts You give to Your people, such as Your Holy Spirit living in their hearts, filling them with Your love; and, the strength to endure joyfully, everything they must endure.

S God, work in our hearts. Help us to confess our sins, turn away from them and trust Jesus as our own Savior. Make us like the Brands: willing to go to anyway to tell others about You.

ACTS PRAYER ACTIVITY

Use this sheet to write down your ACTS Prayer

Instructions:

Use this sheet to help the children apply the Bible Truth into a prayer. You can use the ACTS provided or even better, have the kids think of their own applications. Also have the children add their personal requests to the prayer, too. Lead the children in the prayer or let them pray sections, with your help. Never force a child to pray! Non-readers can participate by you whispering a section of the prayer into their ear and allowing them to pray it aloud for the group.

ADORATION:

God, we praise You for being faithful and just and able to forgive our sins.

God, we praise You for being.....

Add your own Adorations:

CONFESSION:

God, we confess that we are all sinners who need You to save us. We can never be acceptable to You on our own. We need Jesus to save us!

God, we have sinned against You....

Add your own Confessions:

THANKSGIVING:

Thank You, God for being willing to forgive all our sins, when we confess them and trust in Jesus as our Savior.

God, we thank You for...

Add your own Thanksgivings:

SUPPLICATION:

God, work in our hearts. Make us aware of our sins and our need of Jesus to save us. Help us to confess our sins to You and repent of them. Help us to trust in Jesus as our Savior. Be our Heavenly Father! Make us Your adopted children who love You and who You will love forever.

God, we need Your help...

Add your own Supplication:

SNEAKY SNACK

Can you figure out how this snack relates to the story?

Snack: Soup for the Sick

Chicken noodle soup and oyster crackers to represent the soup that the Brands fed the sick people.

This is only a suggestion. Feel free to modify. Be mindful of allergy issues among your children!

Case Tie-in: While most left the village and their sick ones alone to die, the Brands trusted that the Lord would protect them. They stayed and took care of the sick. The Lord used this to bring many people to become Christians, including the Hindu priest who had been so cruel to them.

SOUL FOOD

Food for thought during snack time

1. What does the snack have to do with the story?

Choose a few questions from the other activity discussion sheets to talk about during this snack time.

2.

3.

4.

5.

6.

7.

Directions: Read and discuss Bible Truth, using a FEW of the questions. Play game. Feel free to modify the game to fit your children.

God Saves Sinners Who Confess Their Sins

God is perfectly holy. There is no sin in Him at all. He is too holy for sin to even live in His presence. How gloriously magnificent and pure is He!

But we are all sinners. We have all chosen to rebel against God and His good ways. Not only can we not live in His presence because of our sinfulness, but we deserve to be shut out of His presence forever because of it. And there's nothing sinful people like us can do on our own to make ourselves acceptable to God.

We would be without hope, except for God's amazing grace and mercy! He, Himself, has done what was needed. He sent His Son Jesus to live a perfect life and offer it up as the perfect payment for the sins of His people when He suffered and died on the cross. On the third day, Jesus rose from the dead, showing He had beat sin and death. Yes, He had fully paid for the sins of God's people. He has made salvation a gift.

How can we receive this wonderful gift? God offers forgiveness of sins and eternal life to all who confess their sins to Him and trust in Jesus as their Savior. When we do this, turning away from living life our own way and living for God instead, He will give us this gift! He will make us His people forever!

Understanding the Bible Truth

1. What is God like? *God is perfectly holy. There is no sin in Him at all. He is too holy for sin to even live in His presence.*
2. Are we holy like God? *No, we are all sinners.*
3. What have all people chosen to do? *To rebel against God and His good ways.*
4. What do all people deserve from God? *To be shut out of His presence forever because of our sins.*
5. What can sinful people like us do ON OUR OWN to make ourselves acceptable to God? *Nothing.*
6. Who has done something to make us acceptable to God? *God has.*
7. What did God do so that sinners can be made acceptable in His presence? *Sent Jesus to suffer and die on the cross as the perfect payment for their sins.*
8. Why could Jesus make us acceptable when we couldn't do it ourselves? *Because Jesus lived a perfect life, completely holy.*
9. What did Jesus show when He rose from the dead on the third day? *That He had really paid for the sins of God's people, once and for all.*
10. How can we be forgiven of our sins and receive eternal life? *We can confess our sins to God and trust in Jesus as our Savior, turning away from living life our own way and living for God instead.*

Bible Verse Connection Question

1. What does our Bible Truth have to do with our **Bible Verse: 1 John 1:8-9**: "If we say we have no sin, we deceive ourselves, and the truth is not in us. If we confess our sins, he is faithful and just to forgive us our sins and to cleanse us from all unrighteousness."?

This verse reminds us that we are all sinners. We deceive ourselves if we think we are not. But, that if we confess our sins to God, He is faithful and just and will forgive us our sins.

Bible Truth Story Connection Questions

1. Why did the Brands risk their lives in the Mountains of Death? What message did they know the peoples needed to know? *They knew the peoples of the mountains—just like us all—are sinners, deserving of God's punishment. They knew that they needed to hear the good news of Jesus so they might turn away from their sins, confess them to God, and be saved.*
2. Why did Evelyn Brand refuse to leave the mountains, even when she was so very, very sick? *She would not go if there was no one to take her place to tell the peoples the good news of Jesus. She did not want to make sure they knew that they needed to confess their sins to God, turn away from them and trust in Jesus as their Savior. Nothing was more important to her than this—not even her own life.*

Life Application Questions

1. What should we do, if we want God to forgive us? *Humbly confess our sins to Him, turn away from our sins, and trust in Jesus as our Savior.*
2. What is something we can thank and praise God for every day, no matter what else happens to us, if we are His followers? *That He has taken care of our worst problem: eternal punishment for our sins. No matter how bad other things are, we know that we have a wonderful eternity with Him to look forward to.*

ACTS Questions

1. What is something we can praise God for because of this Bible Truth?
Praise God for being the Merciful Savior of All Who Confess Their Sins to Him, in repentance and faith.
2. What are sins we can confess to God because of this Bible Truth?
Confess ways this week we sinned against God in our hearts, with our words and actions.
3. What is something we can thank God for because of this Bible Truth?
Thank God for the forgiveness we can have through Jesus.
4. What is something we can ask God for because of this Bible Truth?
We can ask God to work in our hearts that we would want to confess our sins, turn away from disobeying Him and trust in this wonderful Jesus as our own Savior. We can ask Him to work like this in others, too.

The Gospel

1. We are all born sinners. What hope is there for sinners? What is the gospel?
God is the good Creator and King of the world. He made people to worship Him and live by His good laws. But we are all sinners who have rebelled against Him. We all deserve death--God's just, eternal punishment for our sins. How terrible! But God has good news for us. In His great mercy, God sent His Son Jesus to earth to save sinners. Yes, Jesus, the perfect Son of God, left His home in heaven and became a man. He lived the perfect life that pleases God. (He's the only one who has ever done that!) He offered it up to God His Father as the perfect sacrifice for sins when He suffered and died on the cross. Then, on the third day, Jesus rose from the dead in victory. He had fully paid for the sins of God's people, so they wouldn't have to! Now all who turn away from their sins and trust in Jesus as their Savior will receive forgiveness of sins and eternal life with God. They will be His very own special people who will know Him and enjoy Him forever. We can be God's people, too, if we turn from our sins and trust in Jesus as our own Savior.

Game: Inspecting the Troops

Materials

Crown (if desired)
Bible Truth Questions

Preparing the Game

1. Choose 20+ questions for your game from the Bible Truth Discussion Questions, or make up your own.
2. Write the Bible Truth questions on small thin strips of paper (or make a photocopy of the Bible Truth Discussion Questions and simply cut them into strips) and put them in the bag/bowl.

Playing the Game

Tell the children that they are the Queen's/King's soldiers and are to follow her/his every command. Have the soldiers march, pretend to hold out their swords, ride their horses, etc. Then, finally have them stand at attention, very still and showing no emotion. Tell them that you are the Queen/King and have come to inspect the troops. (Put on the crown). You have to remove anyone who is not very straight and still, and show no emotion. As you inspect the troops, make faces or say things to try to get the troops to break into a smile, etc. Watch them for movement. Whoever breaks a smile or moves, etc. told to step forward and must answer a question to be reinstated to the Troops. If it is just one soldier, he/she may choose two other soldiers to help them answer the question. If the soldier (and the soldiers he chose to help him) answer the question correctly, everyone goes back into the line. If they get it wrong, they must wait out one turn. If desired, let some of the children take turns being the king/queen.

Game continues as number of questions, time, and attention span allow.

NOTE: Have the children who remain out help you to give commands to the troops.

Non-competitive Option

Don't exclude the soldiers from the Troops, even if they get the wrong answer. Do put the answer back in the bag to be reviewed again.

Optional TAKING IT TO OTHERS Activity: Quiz Questions

Have the children choose a few of the questions from the game to ask the parents/other children during TAKING IT TO OTHERS time. Help pre-readers by whispering the question in their ear and letting them ask it aloud to the parents/other children. Make sure you read the Bible verse aloud before you ask your questions.

Directions:

1. Write words to song in large print before class.
2. Play the song for the children, helping them follow along on the song sheet.
3. Discuss the song, using a few questions from the discussion sheet. *Don't use them all!*
4. Introduce sign language for key words of your choice from sign language sheet for your song. Use as few or as many as you think the children can learn.
5. Sing and sign the song. Sign language as well as large format lyrics and sheet music are found in the PFI Unit Songbook or online.
6. If desired, play the Song Game.

Optional TAKING IT TO OTHERS Activity: Presenting and Singing the Song

1. Sing and sign the song, encouraging the watching children/parents to join in.
2. Ask the class some of the questions listed below. The Bible Truth Connection Question is particularly good to help them understand how the song ties in with the Bible Truth.

Beneath the Cross of Jesus

Verse 2

Upon that cross of Jesus
 Mine eye at times can see
 The very dying form of One
 Who suffered there for me;
 And from my smitten heart with tears

Listen to it on PFI ESV Songs 11, Track 6

Understanding the Song

1. What does it mean that "sometimes my eye can see the very dying form of Jesus"? *It doesn't mean that you actually see Jesus, but you imagine in your head what that might have looked like as He was nailed to the cross dying.*
2. Who did Jesus suffer on the cross for? *He didn't suffer for bad things He had done, for He never did anything bad. He suffered for all who would ever turn from their sins and trust Him as their Savior, that they would be forgiven their sins and become God's people.*
3. What does it mean to "wait at Jesus' crucified feet"?
It doesn't mean that he is really bowed right in front of Jesus' feet. In his mind he is thinking about how Jesus had to be crucified so that he could be forgiven his sins—the pain of nails in His feet and hands, the pain of suffering in His spirit. He asks and waits to receive the forgiveness of his sins, humbly thinking of this.
4. What does smitten mean? *To feel something very strongly.*
5. What is the singer's heart smitten with?
The wonder of God's love for him by sending His only, beloved Son to suffer and die for him, a sinner who deserves nothing but God's punishment, not His mercy.

Bible Truth Connection Question

1. How does this song relate to our Bible Truth: **God Saves Sinners Who Confess Their Sins?**

God's people are amazed at what God would do to save sinners who confess their sins. They are amazed that He would love them so much that He would send His Son to suffer and die for them on the cross. Their hearts are smitten with the greatness of His love for them, such undeserving sinners.

Story Connection Question

1. How does this song relate to today's story? *The Brands were willing to risk their lives by staying in the Mountains of Death and caring for the people because they wanted them to know about the One True God, who loved sinners and forgave all those who confess their sins. They told them the story of how the very Son of God suffered and died for the sins of all who would turn from their sins and trust Him as their Savior. At first the people didn't believe, but as they saw the Brands live out God's love by staying and caring for the sick, even when their families left them to die, the people wondered at the great love of God the Brands showed. The Lord used this to stir their hearts with the good news of Jesus. They believed in Jesus, confessed their sins and forgiven. They were amazed that the Lord would love unworthy sinners like them.*

Life Application Questions

1. How can God's people be affected by the message of this song?

They can remember how great God's love is for them, though they are sinners. They can gratefully thank Jesus for His great sacrifice made that they could never deserve.

2. How can we become God's people? *By turning away from our sins, confessing them to God and trusting in Jesus as our Savior.*

Bible Connection Question

1. What does this hymn have to do with our Bible Verse: **1 John 1:8-9**: "If we say we have no sin, we deceive ourselves, and the truth is not in us. If we confess our sins, he is faithful and just to forgive us our sins and to cleanse us from all unrighteousness.?"

We are all sinners. We are unworthy of God's forgiveness. But God is faithful and just....and oh, so, merciful. He sent Jesus to save all who confess their sins to Him, turn away from their sins, and trust in Jesus as their Savior. God's people know that God has forgiven them and not through any easy way, but through the suffering and death of Jesus on the cross. When they think about how Jesus, the very Son of God, died to save them, they wonder at His glorious love and their own unworthiness.

ACTS Questions

1. What is something we can praise God for from this hymn?

Praise God for being the merciful God sent His Son Jesus to die for His people's sins.

2. What are sins we can confess to God from this hymn?

That many times we don't marvel at how great God's love is. We don't think much about how Jesus suffered and died, taking God's people's punishment, so that they could be saved.

3. What is something we can thank God for from this hymn?

We can thank God His glorious love that would send Jesus to save His people.

4. What is something we can ask God for from this hymn?

That God would work in our hearts that we confess our sins, might turn from our sins and trust Jesus as our Savior. We can ask Him to help us to come to Him and be forgiven. We can ask Him to help us wonder at His glorious love shown through Jesus.

Gospel Question

1. God's people marvel at God's love shown to them through Jesus? What is this amazing good news of God's love? What is the gospel?

God is the good Creator and King of the world. He made people to worship Him and live by His good laws. But we are all sinners who've rebelled against Him. We all deserve death--God's just, eternal punishment for our sins. How terrible! But God has good news for us. In His great mercy, God sent His Son, Jesus to earth as a man to save sinners. He lived the perfect life that pleases God. (He's the only one who's ever done that!) He offered it up to God His Father as the perfect sacrifice for sins when He suffered and died on the cross. Then, on the third day, Jesus rose from the dead in victory. He had fully paid for the sins of God's people, so they wouldn't have to! Now all who turn away from their sins and trust in Jesus as their Savior will receive forgiveness of sins and eternal life with God. They will be His very own special people who will know Him and enjoy Him forever. We can be God's people, too, if we turn from our sins and trust in Jesus as our own Savior.

Song Game: Pass the Secret Sign

Materials

Sign Language signs used in song, particularly choose words with important meanings you want the children to learn, such as "grace", "redeem", etc.

Bag or bowl

Blindfold

Preparing the Game

1. Cut out signs and put in bowl.

Playing the Game

1. Practice the song and signs until the children know them well.
2. Have all the children stand in a tight circle, except one, "It," who will stand in the middle of the circle, blindfolded.
3. Have the children in the circle to put their hands behind their backs. Choose a sign from the bag and hand to a child in the circle, still keeping hands behind their backs, not looking at the sign.
4. When "It" says "Pass the Secret Sign", the children will begin to pass the sign around behind their backs.
5. When "It" says "Stop the Passing!" the child who has the sign freezes with the sign behind his back.
6. The child with the sign brings it around and looks at it. You can help the child practice the sign.
7. Then take the blindfold off of "It", watch the child with the card do the sign, then have "It" guess the name of the sign. (If desired, "It" can ask another child in the circle for help with their guess.)
8. The holder of the sign then becomes "It." Sing the song with all the signs, then repeat.

choose a FEW questions for discussion, then choose the game and/or music activity

Meditation Version: 1 John 1:8-9

"If we claim to be without sin, we deceive ourselves and the truth is not in us. If we confess our sins, he is faithful and just and will forgive us our sins and purify us from all unrighteousness."

Alternate Memory/Games Version: 1 John 1:9

"If we confess our sins, he is faithful and just and will forgive us our sins and purify us from all unrighteousness."

Understanding the Bible Verse

1. What does it mean to "claim to be without sin"? *To say that you do not sin.*
2. What does it mean to "deceive ourselves and the truth is not in us"? *To fool ourselves into thinking something is true that is not.*
3. *Why do we know that we are deceiving ourselves if we say we are without sin?* Because everyone is a sinner. No one is without sin.
4. What does it mean to "confess our sins"? *To tell our sins to God with a humble heart and with a desire to not do them anymore.*
5. What does God promise to do if we confess our sins? *To forgive us and purify us from all unrighteousness.*
6. What does it mean to "purify us from all unrighteousness"? *He will not hold our sins against us and he will work in our hearts so that we sin less against Him while we live here on earth. And, when we die, He will completely change us so that we will sin no more. Then, we will truly be purified from all unrighteousness.*
7. *Why will God do this for us? Because He is faithful: He promised to forgive those who confess their sins, so He will. And because He is just: Jesus gave His life as the perfect offering in the place of all who turn to confess their sins to God. He already paid for their sins, so God is just (that is, fair) to not ask us to pay for them, too.*
8. What did Jesus' story show the tax collectors and other sinners that God would do for even them, if they humbly confessed their sins to Him? *That He would save them, even though they had been terrible sinners.*

Bible Truth Connection Question

1. What does this verse have to do with the **Bible Truth: God Saves Sinners Who Confess Their Sins?**

This verse reminds us that we are all sinners. We deceive ourselves if we think we are not. But, the good news is, that if we admit we are sinners and confess our sins to God, He is faithful and just and will forgive us our sins and save us through Jesus.

Story Connection Questions

1. Why did the Brands think it was so important to stay in the Mountains of Death? Who needed to confess their sins to God? *Because they knew that the peoples there did not know about Jesus. They did not know that they could confess their sins to Him and be saved. If they did not take them this message, who would?*

Life Application Questions

1. What does God promise to do for us, if we turn away from our sins and humbly confess our sins to Him? *He will forgive us, too, and purify us from all unrighteousness.*

ACTS Questions

1. What is something we can praise God for from this Bible Verse? *Praise God for being the Purifier of Unrighteous of His People.*
2. What are sins we can confess to God from this Bible Verse?
That we are all sinners. We need to be purified of our unrighteousness. We deserve God's punishment! We need a Savior!
3. What is something we can thank God for from this Bible Verse?
We can thank God making the promise of purifying from unrighteousness ALL who come to Him, confessing their sins, turning away from them and trusting Jesus as their Savior. There is no one too sinful to be forgiven by God.
4. What is something we can ask God for from this Bible Verse?
We can ask God to work in our hearts that we would want to confess our sins, turn away from disobeying Him and trust in this wonderful Jesus as our own Savior. That He would work in the hearts of others, in this way, too.

ACTS Questions

1. What is something we can praise God for from this Bible Verse? *Praise God for being the Purifier of Unrighteous of His People.*

2. What are sins we can confess to God from this Bible Verse?

That we are all sinners. We need to be purified of our unrighteousness. We deserve God's punishment! We need a Savior!

3. What is something we can thank God for from this Bible Verse?

We can thank God making the promise of purifying from unrighteousness ALL who come to Him, confessing their sins, turning away from them and trusting Jesus as their Savior. There is no one too sinful to be forgiven by God.

4. What is something we can ask God for from this Bible Verse?

We can ask God to work in our hearts that we would want to confess our sins, turn away from disobeying Him and trust in this wonderful Jesus as our own Savior. That He would work in the hearts of others, in this way, too.

The Gospel

1. How did people become sinners in need of God's forgiveness? How can they receive His forgiveness? What is the good news of Jesus? What is the gospel?

God is the good Creator and King of the world. He made people to worship Him and live by His good laws. But we are all sinners who have rebelled against Him. We all deserve death--God's just, eternal punishment for our sins. How terrible! But God has good news for us. In His great mercy, God sent His Son Jesus to earth to save sinners. Yes, Jesus, the perfect Son of God, left His home in heaven and became a man. He lived the perfect life that pleases God. (He's the only one who has ever done that!) He offered it up to God His Father as the perfect sacrifice for sins when He suffered and died on the cross. Then, on the third day, Jesus rose from the dead in victory. He had fully paid for the sins of God's people, so they wouldn't have to! Now all who turn away from their sins and trust in Jesus as their Savior will receive forgiveness of sins and eternal life with God. They will be His very own special people who will know Him and enjoy Him forever. We can be God's people, too, if we turn from our sins and trust in Jesus as our own Savior.

Game: Paper Boot Shuffle

Materials

Bible verse written up in large print so that all can see
 2 large pieces of paper or poster board
 two paper grocery bags per team
 a chair per team
 paper and marker
 bag or jar
 masking tape

Preparing the Game

1. Make copy of the verse per team and cut into 10 sections.
2. Make a sign per team of the verse. If you have a lot of non- or early readers, write the verse in easy to read print, numbering each word/section that correspond to the sections on the cut-up version of the verse. If your children are all proficient readers, do not write the verse on the poster board, but simply draw lines and number them 1-10, corresponding to the 10 verse pieces.
3. Write down and cut out the numbers used on the verse pieces and put in a little bag or jar.
4. If desired, crop the tops of the bags so they are not so tall, but more like boot height for the children.
5. Mark the start line with masking tape.
6. Place chairs with the pieces of each team's verse at the other end of the relay area.

Learning the Verse

Some or all of your children may be non- or early readers. Teach the verse in sections, having them say it after you. Repeat a few times. Add clapping or other movement as they say it.

Directions

1. If desired, lead the children in a discussion of a **FEW** of the most important questions before beginning game.
2. Explain the game to them as follows:
 Divide the children into two teams and have them line up at the start line. Explain that the class will say the Bible verse together, then you will pick a number out of your bag. The first person in each line will put their feet into the bags, like shoes, and shuffle up to the chair. They will then say the verse to the leader, receive a piece of the verse and return to the line. The class will say the whole verse again, the teacher will pull a new number out of the bag and then the next person on each team will then put on the "boots" and shuffle up for another piece of verse, etc. until all pieces are retrieved. The teams will then put all the pieces in verse order on their team's posterboard sign. If working with less confident readers, point out to them that they can use the sign you made and the numbers in the verse pieces as hints to help them line it up properly. After getting it in order, the team will finish by saying the verse all together. The first team to do so, wins.

Non-competitive Option

Don't split the children into teams. Have only one set of verse pieces. Have the children take turns retrieving the pieces. Together they will work to put the verse together after collecting all the pieces.

Optional TAKING IT TO OTHERS Activity: Quiz Questions

Have the children choose a few of the questions from the game to ask the parents/other children during TAKING IT TO OTHERS time. Help pre-readers by whispering the question in their ear and letting them ask it aloud to the parents/other children. Make sure you read the Bible verse aloud before you ask your questions.

Directions:

1. Write words to song in large print before class.
2. Play the song for the children, helping them follow along on the song sheet.
3. Discuss the song, using a few questions from the discussion sheet. *Don't use them all!*
4. Introduce sign language for key words of your choice from sign language sheet for your song. Use as few or as many as you think the children can learn.
5. Sing and sign the song. Sign language as well as large format lyrics and sheet music are found in the PFI Unit Songbook or online.
6. If desired, play the Song Game.

Optional TAKING IT TO OTHERS Activity: Presenting and Singing the Song

1. Sing and sign the song, encouraging the watching children/parents to join in.
2. Ask the class some of the questions listed below. The Bible Truth Connection Question is particularly good to help them understand how the song ties in with the Bible Truth.

If We Say We Have No Sin

If we say we have no sin,
We deceive ourselves, and the truth is not in us,
The truth is not in us.

If we say we have no sin,
We deceive ourselves, and the truth is not in us,
The truth is not in us.

If we confess our sins,
He is faithful and just to forgive us our sins,
If we confess our sins,
He is faithful and just to forgive us our sins,
And to cleanse us from all unrighteousness.

First John One, verses eight and nine.

Listen to it on PFI ESV Songs 11, Track 7

Song Game: Mimic Me!

Materials

Sign Language
Song

Preparing the Game

None.

Playing the Game

1. Practice the song and signs until the children know them well. Choose a person to be the leader and let them decide upon an action for everyone to do as they sing the song, such as jump on one foot, etc.
2. Sing the song while doing the chosen action.
3. Select another child to be the leader.
4. If desired, you can choose a different action for different important words in the song, such as jump on one foot when you sing the word "grace", but clap your hands when you sing the word "Jesus". Ask the children the meaning of each of the words before adding in their action.

Game continues as number of questions, time, and attention span allow.

STORY REVIEW

Directions: Read and discuss Bible Truth, using a FEW of the questions. Play game. Feel free to modify the game to fit your children.

General Story Questions

1. What kind of life did the Brands leave behind when they went to India? *A comfortable, rich life in "high society" in England.*
2. What was so dangerous about the Mountains of Death? *There were many of the most deadliest diseases in the world there.*
3. What did the Brands vow to do? *To take the good news of Jesus to the people in five mountain ranges in the Mountains of Death.*
4. What did the Hindu priest do to threaten the villagers about listening about Jesus? *He warns them that their cattle will die if they listen to the Brands tell about Jesus.*
5. What happened to the villagers' cattle? *He secretly poisoned the cattle and made them think that the spirits were punishing them for listening to the Brands tell about Jesus.*
6. How many years did the Brands work without anyone becoming a Christian? *Seven long years.*
7. What did the Brands pray that the Lord would do to help them? *He would show them the way to reach the peoples of the Mountains of Death.*
8. How did the Brands use the terrible sickness to tell others about Jesus? *They stayed and cared for people, when even their families left them to die.*
9. What did the Hindu priest want the Brands to do when he died? *He wanted them to care for his daughter and raise her as their own child.*
10. Why did the villagers want to hear about Jesus after the terrible sickness? *Because they saw the love that they had for the villagers, even the Hindu priest and his wife.*
11. Why did Evelyn Brand decide to stay in the Mountains of Death after Jesse died? *They had not reached the people of five mountain ranges with the good news of Jesus, and she had promised God she would not leave until she had.*
12. What sorts of things does Evelyn Brand do after her husband died? *She rides her pony over the hills, sleeps outside under an umbrella, takes care of medical needs, and most of all, tell them how to find forgiveness of their sins through Jesus.*
13. How many mountain ranges did she reach? *Seven.*
14. Why didn't she go home to England when she got old and sick? *Because there was no one coming to replace her. And, because she felt she would rather die in her mountains, telling the good news of Jesus, than back home where she would not be able to.*

Bible Truth Connection Questions

1. What does this story have to do with our Bible Truth? *The Brands risked their lives in the Mountains of Death so that they could tell these people the good news that they could confess their sins to God, turn away from them, and trust in Jesus as their Savior, and be saved.*

Bible Verse Connection Question

1. What does the story have to do with our Bible Verse: **1 John 1:8-9:** "If we say we have no sin, we deceive ourselves, and the truth is not in us. If we confess our sins, he is faithful and just to forgive us our sins and to cleanse us from all unrighteousness."?
The Brands risked their lives in the Mountains of Death so that the peoples living there would know to confess their sins to God, ask for His forgiveness, and trust in Jesus, that they might become God's people, purified from all unrighteousness.

Life Application Questions

1. Are there still places in the world that need to hear about Jesus? Can you name some? *Yes. Everywhere!*
2. Why is it so important that Christians tell others about Jesus? *How will they be saved from the punishment that they rightly deserve for their sins if no one tells them? And, because Jesus commanded His people to go into every part of the world and tell them about salvation through Him. Also, because God has planned for His people to be from every people on earth. Spreading the good news of Jesus brings honor and glory to God's great name.*
3. How are we like the people of the Mountains of Death? *We are sinners who need to confess our sins to God, turn away from our sins and trust in Jesus as our Savior.*

ACTS Questions

1. What is something we can praise God for being that we learned in our story? *Praise God for being the Protector and Sustainer of His people. They can even survive in the Mountains of Death, if He wants them to.*
2. What is something we can confess as sin that we learned in our story? *Confess that we, like the people on the Mountains of Death and all other people, deserve God's punishment. We all need to confess our sins to Him and ask His forgiveness! We need a Savior!*
3. What is something we can thank God for that we learned in our story? *We can thank God giving His people the strength, love and courage to care for people and tell them about Jesus, even in the hardest of situations.*
4. What is something we can ask God for that we learned in our story? *We can ask God to work in our hearts, helping us to confess our sins, turn away from them and trust Jesus as our own Savior. We can ask Him to make us like the Brands: willing to go to even very dangerous places to tell others about Him.*

The Gospel

1. What was the good news of Jesus that the Brands risked their lives to tell? What is the gospel?
God is the good Creator and King of the world. He made people to worship Him and live by His good laws. But we are all sinners who have rebelled against Him. We all deserve death--God's just, eternal punishment for our sins. How terrible! But God has good news for us. In His great mercy, God sent His Son Jesus to earth to save sinners. Yes, Jesus, the perfect Son of God, left His home in heaven and became a man. He lived the perfect life that pleases God. (He's the only one who has ever done that!) He offered it up to God His Father as the perfect sacrifice for sins when He suffered and died on the cross. Then, on the third day, Jesus rose from the dead in victory. He had fully paid for the sins of God's people, so they wouldn't have to! Now all who turn away from their sins and trust in Jesus as their Savior will receive forgiveness of sins and eternal life with God. They will be His very own special people who will know Him and enjoy Him forever. We can be God's people, too, if we turn from our sins and trust in Jesus as our own Savior.

Game: People Pins

Materials

A ball
Paper and marker
10 Safety pins
Masking Tape
20+ Story Review Questions

Preparing the Game

1. Choose 20+ questions for your game from the Story Review Discussion Questions, or make up your own.
2. Use the masking tape to mark bowling pin placement on the floor as well as a bowling line.

Playing the Game

Divide the children into two teams, Team A and B. Team A will line up behind the bowling throw line, Team B will take their places on an x as a bowling pin. Attach with tape or safety pins on each "bowling pin", with number 1 on the person in front and working across the rows from side to side, so that the biggest numbers will be on the last row of "pins". Ask the first child on Team A to come up to the bowling throw line. Have the child roll the ball into the "bowling pins" Whoever is touched by the ball is considered a knocked down pin. The pin numbers on those people are added up. The bowler is then asked a question. If he can answer it correctly on his own, the team gets as many points as the value of the pins knocked down. If he can answer it with the help of his team, then the team gets half the point value. If he answers it incorrectly, it goes to the Team B for the half point value amount for a correct answer. All pins resume their positions, ready for the next player on Team A to bowl. After everyone on Team A has a turn to bowl, the two teams switch places as pins and bowlers.

Play continues until everyone has had a chance to bowl, or as time and attention span allow.

Non-competitive Option

Divide the children into two groups. Set a target point number for whole group, telling them that together they are going to see how many turns it takes to reach the target number. Have one set of children be the bowling pins and the other set take turns bowling. Once one set of children have had a turn, switch out bowling pins and bowlers. Tally number of turns on a piece of paper. When the target number has been reached, start over and try to reach the target number in fewer turns.

Optional TAKING IT TO OTHERS Activity: Quiz Questions

Have the children choose a few of the questions from the game to ask the parents/other children during TAKING IT TO OTHERS time. Help pre-readers by whispering the question in their ear and letting them ask it aloud to the parents/other children.

CASE REPLAY ACTIVITIES

Use this guide to review the Case Story and act it out for others to enjoy!

CASE REPLAY, JR: YOUNGEST CHILDREN

Description: The children will act out the story together, everyone doing the same action/sound effect at the same time. This activity is most suitable for kindergarteners.

Materials

The Case RePlay, Jr. script for younger children

Preparation

1. Read through the script and write in the blanks along the side possible actions/sound effects the children could do to act it out.

Instructions

1. Tell the children that they will be re-enacting the story together as you tell it.
2. As you read the script, lead the children in actions/sound effects to do with you.
3. If desired, you can read the script and stop at certain sentences and ask them what a good action/sound effect would be to act out what you just read.
4. Repeat the re-enactment one or two times more.

CASE REPLAY, SR: OLDER CHILDREN

Description: The children act out the story as a three-scene play. You will narrate it using the Case RePlay, Sr. script and they will act it out (no spoken words, for the most part), with each child assuming a different character's role. This activity is most suitable for first grade and up. You will review the story, then practice it a few times before performing it for others.

Materials

The Case RePlay, Sr. script
White board or other large format paper
Costumes and props

Preparation

1. Prepare for the play by choosing costumes and props for each character in the story. Decorate the area with any scenery props.
2. Write the words "Beginning," "Middle," "End" on a large piece of paper/whiteboard with plenty of space under each heading. You will use this paper to help the children think about the story as a three-scene play, as it is presented in the script.

Instructions

1. Tell the children that they will get to act out the story as a three-scene play, with a beginning, middle and end section. Tell them that before they can act it out, they need to think it out. as you narrate it with your script.
2. Take the children's answers as they recount the story, helping them put key incidents in the right order.
3. If desired, when they have filled in their Beginning, Middle, End, read through your whole (real) script, so they hear exactly what you will have them act out.
4. Then tell the children that it's time to practice acting out the story.
5. Assign parts to each child. If you are using costumes, do NOT give them out at this point. They will be a distraction.
6. Have all the children sit on the floor or in chairs on one side of the "stage," then call the characters up in place as their part in the story comes.
7. As you read the script, guide the children in where you want them to move or do to act it out.
8. After going through the whole script once, give out any costumes and props and act out the script once or twice more.

Optional TAKING IT TO OTHERS Activity: Re-enacting the Story

Read the script as the children act out together (younger) or assuming different roles (older) as the other children or the parents watch.

CASE REPLAY, JR--YOUNGER KIDS (KINDERGARTEN) P.2

Welcome to our play! The name of our story is: The Case of the Mountains of Death and Life.

Our story starts out around 1909 in England.

And now we present: "The Case of the Mountains of Death and Life."

Scene 1:

Jesse and Evelyn Brand enjoyed a rich life in England, but they decided to leave it behind to go tell the peoples of the Mountains of Death in India about Jesus. They go to live in a village to help the people fight off the terrible diseases found on those mountains; and, most of all, to tell them the good news of Jesus. The Hindu priest in the village wants to stop the Brands from telling people about Jesus. He threatens the people that their cattle will die if they listen to the Brands. Their cattle do die and the people are scared to listen to them, thinking some spirit has caused this. Seven, long years pass and there are still no Christians. The Brands pray for God to show them what to do to reach the people.

Actions:

Scene 2:

God uses a terrible sickness that strikes the village to answer their prayers. Many people get sick and die. Most of the other villagers abandon their sick family and friends and go live in the jungle to protect themselves. The Brands decide to stay and risk getting sick. They take care of the sick villagers and tell them about Jesus. The Hindu priest and his wife get the sickness, too. The Brands take even care of them. As the priest and his wife are close to dying, the priest tells the Brands that he poisoned the cattle so the villagers wouldn't listen to them. He asks them to adopt and raise their child when they die. The Brands do. When the sickness ends, the villagers come back. The villagers see the Brands' faith in God which gave them the courage to stay with the sick people. They are amazed at the love the Brands showed to the sick villagers, especially to the Hindu priest. Many become Christians.

Scene 3:

After a while, Jesse Brand died. Evelyn Brand decides not to go back home but to stay in the Mountains of Death. She will stay and keep their promise to reach five mountain ranges with the good news of Jesus. Evelyn Brand stays for fifty more years to reach the five mountain ranges. She rides her pony over the hills, sleeps outside under an umbrella, takes care of medical needs, and most of all, tell them how to find forgiveness of their sins through Jesus. She gets sicker and sicker, but stays on. Finally, she dies and is placed in a cotton sheet and buried next to her husband in the mountains. By the end, she reached seven mountain ranges, not just five with the gospel.

Bible Truth Tie-In:

The Bible Truth we are learning is: **God Saves Sinners Who Confess Their Sins.** The Brands risked their lives to tell the peoples on the Mountain of Death to turn to Jesus, confess their sins so they might be saved.

CASE REPLAY, SR--OLDER KIDS (1ST GRADE AND UP) P.3

Welcome to our play! The name of our story is called: The Case of the Mountains of Death and Life.

Our story starts out around 1909 in England.

The characters in our story are: Jesse and Evelyn Brand; the Hindu priest, his wife and child; and the villagers of the Mountains of Death.

And now we present: "The Case of the Mountains of Death and Life."

Scene 1: (Beginning)

Jesse and Evelyn Brand enjoyed a rich life in England, but they decided to leave it behind to go tell the peoples of the Mountains of Death in India about Jesus. They go to live in a village to help the people fight off the terrible diseases found on those mountains; and, most of all, to tell them the good news of Jesus. The Hindu priest in the village wants to stop the Brands from telling people about Jesus. He threatens the people that their cattle will die if they listen to the Brands. Their cattle do die and the people are scared to listen to them, thinking some spirit has caused this. Seven, long years pass and there are still no Christians. The Brands pray for God to show them what to do to reach the people.

Scene 2: (Middle)

God uses a terrible sickness that strikes the village to answer their prayers. Many people get sick and die. Most of the other villagers abandon their sick family and friends and go live in the jungle to protect themselves. The Brands decide to stay and risk getting sick. They take care of the sick villagers and tell them about Jesus. The Hindu priest and his wife get the sickness, too. The Brands take even care of them. As the priest and his wife are close to dying, the priest tells the Brands that he poisoned the cattle so the villagers wouldn't listen to them. He asks them to adopt and raise their child when they die. The Brands do. When the sickness ends, the villagers come back. The villagers see the Brands' faith in God which gave them the courage to stay with the sick people. They are amazed at the love the Brands showed to the sick villagers, especially to the Hindu priest. Many become Christians.

Scene 3: (End)

After a while, Jesse Brand died. Evelyn Brand decides not to go back home but to stay in the Mountains of Death. She will stay and keep their promise to reach five mountain ranges with the good news of Jesus. Evelyn Brand stays for fifty more years to reach the five mountain ranges. She rides her pony over the hills, sleeps outside under an umbrella, takes care of medical needs, and most of all, tell them how to find forgiveness of their sins through Jesus. She gets sicker and sicker, but stays on. Finally, she dies and is placed in a cotton sheet and buried next to her husband in the mountains. By the end, she reached seven mountain ranges, not just five with the gospel.

Bible Truth Tie-In:

The Bible Truth we are learning is: **God Saves Sinners Who Confess Their Sins.** The Brands risked their lives to tell the peoples on the Mountain of Death to turn to Jesus, confess their sins so they might be saved.

Evelyn Brand Traveling Seven Mountain Ranges on Her Mountain

Description

The children will make a scene of seven mountain ranges with Evelyn Brand riding along them on her pony, using poster board, tissue paper and markers.

Materials

- 1 piece of 20" x 28" poster board per every TWO children
- Copies of Evelyn Brand on her pony
- 1 popsicle stick per child
- Green tissue paper
- Pencils with decent erasers, one per child
- Craft glue
- Markers, colored pencils or crayons
- Glue gun and glue (teacher use only) or strong, clear packing tape

Preparing the Craft

1. Print out Evelyn Brand on her pony, one per child.
2. Cut poster board in half into two 14" x 20" pieces
3. Cut tissue paper into lots of 2" (approximate) squares
4. Cut a slot as shown across the longer side of each piece of poster board, about two-thirds the way up the paper. This will be the slot in which to insert Evelyn and her pony.
5. Make a sample for the children to see.

Making the Craft

1. Show children your sample.
2. Have the children use markers to decorate the sky above the mountains.
3. Have the children use the eraser end of their pencils to scrunch up pieces of tissue paper and then glue them onto the mountain section of their poster board. If desired, children can draw in little villages and people in various places on their mountains.
4. Color in Evelyn and her pony.
5. Teacher uses glue gun (or packing tape) to secure Evelyn and pony to the top of the popsicle stick. Insert the bottom end of the popsicle stick through the slot. From the back of the poster board, the children can slide Evelyn and the pony up and down the mountains.

Optional TAKING IT TO OTHERS Activity: Craft Presentation

If you are presenting the craft to other children or parents the children can hold up their crafts (or your model craft) and read their Bible Truth Connection answers to explain the importance of the craft.

CASE CRAFT**Discussion Guide****Instructions:**

As the children are settled into making their craft, ask them these questions to help them understand the craft's significance. Use the answers provided to guide the children's answers.

Discussion Questions

1. The Brands left their rich life in England to go where? *The Mountains of Death in India.*
2. What did the Brands go to do? *To care for the peoples who lived there and them the good news of Jesus. They hoped, most of all, that the people would hear the gospel, confess their sins to God and trust in Jesus as their own Savior.*
3. How many mountain ranges did the Brands (especially Evelyn) reach? How did she do this? *Titus heard the good news of Jesus and was saved. She rode on her pony across seven mountain ranges.*
4. What is Bible Truth that we are learning? *God Saves Sinners Who Confess Their Sins.*
5. What does our craft have to do with our Bible Truth: God Saves Sinners Who Confess Their Sins? *Evelyn Brand gave her whole life to tell the peoples of the Mountains of Death the good news of Jesus. She refused to go as long as there was no one else to tell them how they could confess their sins to God and trust in Jesus for salvation. Nothing was more important to her than this.*
6. What can our craft help us remember? *Jesus is the only way to be saved. God's people know that telling others the good news of salvation through Jesus is so important that they even are willing to risk their lives to do it.*

TAKING IT TO OTHERS**Craft Presentation****Instructions:**

Have children hold up your model craft/their crafts. Choose five children (or you say) the five sections below to explain the craft's importance.

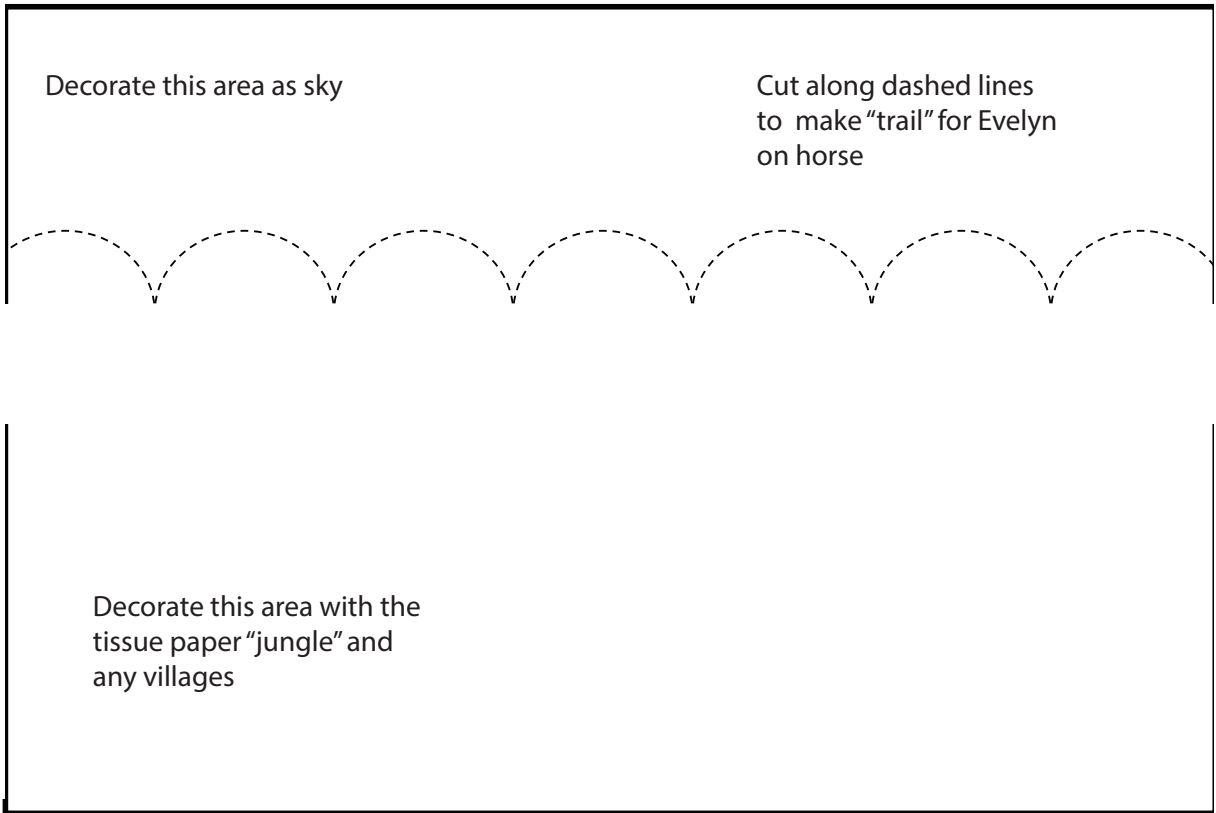
Presentation:

1. Our craft is: The Braille Bible.
2. In the Mountains of Death in India, Evelyn Brand rode on her pony across seven mountain ranges to care for the peoples who lived there and tell them the good news of Jesus, that they might confess their sins and trust in Jesus as their own Savior.
3. Our Bible Truth is: God Saves Sinners Who Confess Their Sins.
4. Evelyn Brand gave her whole life to tell the peoples of the Mountains of Death the good news of Jesus. She refused to go as long as there was no one else to tell them how they could confess their sins to God and trust in Jesus for salvation. Nothing was more important to her than this.
5. Our craft can help us remember that Jesus is the only way to be saved. God's people know that telling others the good news of salvation through Jesus is so important that they even are willing to risk their lives to do it.



Note: Even non-readers can participate in presenting the craft, if you will whisper what they are to say in their ear and let them say it aloud for the others to hear.

Decorate this area as sky

Cut along dashed lines to make "trail" for Evelyn on horse



Decorate this area with the tissue paper "jungle" and any villages



BEFORE CLASS:**1. PICK YOUR PERSON**

VIPPs can be anyone in your church! Typically, they fall into 6 categories: Church staff, Elders, Deacons/deaconesses, Special Volunteers (people who aren't paid, but spend a lot of time helping out in particular ways), Supported Workers (aka missionaries), and Church Members.

2. GATHER YOUR FACTS

Use the VIPP Information Sheet to write down the facts about your VIPP. The information on this worksheet is used in the VIPP activities, listed in the "Choose an Activity" section below.

DURING THE ACTIVITY:**1. INTRODUCE YOUR VIPP**

Introduce your VIPP to the children, using the VIPP Information Sheet. Fill in a set of VIPP Clue Cards with the information for your VIPP. If desired, you can even have the actual person come into class for the children to meet.

Need help describing what someone does for the church in a kid-friendly way? Check out the list of common VIPPs on the Praise Factory website in the PFI resources. There are lots of kid-friendly descriptions for common VIPP's, such as pastors, elders, deacons and a lot more.

2. PRAY!

Lead the children in praying for the VIPP. Ask the children if they would like to pray for one of the VIPPs prayer requests. Even non-readers can pray for the VIPP if you whisper the prayer request in their ear, then let them say it aloud. Never force a child to pray!

3. CHOOSE AN ACTIVITY

There are two activities you can use to help the children learn about the VIPP:

VIPP Clue Cards: These are nine coloring sheets in which children fill in the nine things they learn about the VIPP from the VIPP Information Sheet. Photocopy a set of each child. Use as few or as many of these Clue Cards as you desire. They are found in the back of this book.

VIPP Game: This is a game that uses a set of Clue Cards for one or two VIPPs.

Choose a VIPP and fill in his/her information on the VIPP Information Sheet. Fill in a set of VIPP Clue Cards with the information for your VIPP. Tell the children about the VIPP, having them fill in the VIPP Clue Cards with the key facts as they learn them. Write any words the children need to write on a white-board or other piece of paper so they can see how to spell them. Help younger children write these words on their clue cards. Ideas for how to tell the children about many common VIPPs are listed at praisefactory.org with the resources for this Bible Truth.

Optional TAKING IT TO OTHERS Activity: Introduce and Pray for the VIPP

If you are presenting the VIPP to other children or parents you can assign children to hold up the 10 clue cards and say what each card tells about the VIPP. (Or, you can have the children hold them up as you tell what each one means.) Then lead the children in praying for the VIPP.

Game: Over, Under and Throw

Materials

Information Sheet for one VIPP

2 Set of Clue Cards

8 8.5" x 11" Manilla Envelopes

Nerf Ball or other soft ball for indoor use

Box or basket big enough for the envelopes to fit in and the ball to land in.

Preparing the Game

1. Fill in one set of clue sheets for the VIPP you are using.
2. Tape the other (blank) set of Clue Cards to the outside of the manilla envelopes.
3. Put the filled-in clue cards in the corresponding envelope.
4. Put all the Clue Cards envelopes in a bag, except for the ones with the names and pictures of the VIPPs.
5. Place the envelopes in the basket, a good shooting distance from where the child at the head of the line will stand.

Playing the Game

Reveal: Tell the children about the VIPP, showing them your filled-in clue cards as you tell about them.

Review: Have the children line up, all facing forward. Give the ball to the last child in line. At your signal, have them pass the ball to the next child with an overhead pass; then that child passes the ball through the legs of the next child, etc. until the ball reaches the first child. The first child in line then tries to make a basket. If he succeeds, he gets to go up and pick out an envelope to open. the teacher (or the child) tells the Clue Card category. The other children try to remember what the VIPP's answer was. Open it up and see if they got it right. If they did, the Clue Card is retired. If not, it can be added back with the Clue Cards in the basket. Game continues until all the envelopes have been retired or as time or attention span allows.

VIPP INFORMATION SHEET

VIPP NAME:

WHAT VIPP LOOKS LIKE

Man or Woman? _____

Hair color? _____

Eye color? _____

FAVORITE ANIMAL

FAVORITE FOOD

FAVORITE FREE TIME ACTIVITY

WHAT VIPP DOES DURING WEEK

VIPP GROUP OF SERVICE:

Church Member

Deacon

Elder

Church Staff

Special Volunteer

Supported Worker
(Missionary)

3 WAYS VIPP SERVES CHURCH

**3 WAYS TO PRAY FOR
THE VIPP**
