

BIBLE TRUTH 4, LESSON 3: PLANNER/OVERVIEW

GETTING STARTED: Welcome and Opening Songs (*introduce unit and get kids moving with these songs*)

Welcome to Praise Factory: PFI: Praise Factory Investigators Theme Song *PFI ESV Songs 10, Track 1*

Rules to Help Us Worship God and Love One Another: WoGoLOA Classroom Rules Song
PFI ESV Songs 10, Track 2

Big Question Under Investigation: Big Question 10 Songs *PFI ESV Songs 10, Tracks 3,4*

Big Question Bible Verse: Ezekiel 36:26 Song: *PFI ESV Songs 10, Track 5*

Extra Bible Verse: Ezekiel 36:26, ESV Song: A New Heart PFI ESV Songs 10, Track 6

Extra Bible Verse: Ezekiel 36:26, ESV Song: Within You PFI ESV Songs 10, Track 7

Extra Bible Verse: Ezekiel 36:25-27, ESV Song: You Shall Be Clean PFI ESV Songs 10, Track 8

DIGGING DEEP DOWN: Key Concept and Story (*introduce the Bible Truth and tell the related story*)

Bible Truth 4: The Holy Spirit Builds God's Church

Bible Truth Hymn: The Church's One Foundation, v.1 *PFI ESV Songs 10, Track 25*

Extra Song: God's One Big Plan PFI ESV Songs 10, Track 26

Bible Verse: Acts 9:31

Bible Verse Song: The Church Was Strengthened *PFI ESV Songs 10, Track 27*

Extra Bible Verse Song: Behold, A Great Multitude Revelation 7:9-10 PFI ESV Songs 10, Track 28

Lesson 3 New Testament: The Case of the Forbidden Soldier *Acts 2,10*

TAKING ACTION: Response Activities (*choose from among these activities*)

Snack and Discussion Planner: Unclean Animals of Peter's Vision

ACTS Prayer: Prayer Sheet

Bible Truth Review: Discussion Questions and Game: Silly Grand March

Bible Truth Hymn: The Church's One Foundation, v.1 *PFI ESV Songs 10, Track 25*

Song, Sign Language and Song Game: Mimic Me! **PFI ESV Songs 10 BOOK or ONLINE**

Bible Verse Review: Acts 9:31 Discussion Sheet and Game: Mr. Freezie Ball

Bible Verse Song: The Church Was Strengthened: Acts 9:31 *PFI ESV Songs 10, Track 27*

Song, Sign Language and Song Game: Word Take Away **PFI ESV Songs 10 BOOK or ONLINE**

Story Review: Discussion Questions and Game: Obstacle Course Quiz

Case Replay, Jr: Drama Activity for Youngest Children (children do same story actions together)

Case Replay, Sr: Drama Activity for Most Children (children re-tell story with individual parts)

Craft: Romans, Like Cornelius the Centurion

VIPP (Very Important Prayer Person) Prayer Time: Coloring Sheets (back of book), Game: Hot and Cold Hide

TAKING IT HOME: Take Home Sheet for Review and Family Devotions

PFI Pronto: Bible Truth 4, Lesson 3 **PFI ESV Prontos 10 BOOK or ONLINE**

The Case of the Forbidden Soldier *Acts 2,10* by Connie Dever**Our story is: The Case of the Forbidden Soldier.****As you listen to the story, see if you can figure out:**

1. Who was the Forbidden Soldier? Who thought he was forbidden? Why?
2. How did God show that he wasn't forbidden? What were God's plans for this soldier and others like him?

This story takes place in New Testament times, very soon after Jesus rose from the dead and went to heaven.

On the Day of Pentecost, the Holy Spirit filled the hearts of the 120 believers in Jesus gathered for prayer at the Cenacle. They burst out of the Cenacle and by the power of the Holy Spirit, began to speak in the languages of the visiting Jews. Thousands of curious Jews gathered before Peter to understand how it was they could hear about Jesus in their own language.

"Long ago God promised: in the last days I will pour out my spirit on all people and all who call on the name of the LORD will be saved. This is what you see. Turn away from your sins and trust in Jesus as your Savior and you, too, will receive the Holy Spirit."

How powerfully the Holy Spirit worked that day as over three thousand Jews from all over the world heard Peter's message and believed that day!

But God's promise was to save all people--that is, peoples from every nation-- not just Jewish people...and this was news to Jesus' disciples. Not even Peter, who quoted God's promise understood. He was a Jew and like other Jews, believed that people had to become Jews if they were to be God's people. The Jews called all other peoples "Gentiles", or "Goyim." What does Goyim mean? It means dogs. Dogs were dirty, no good animals and that's just how the Jews felt about the non-Jews. Have nothing to do with them!

The Jews had many rules about the Gentiles: Don't eat or drink with them. Don't touch them or their stuff. Don't talk with them. Don't let them in your house... and certainly don't go in their house. If you did these things, you might become "unclean," which doesn't mean you were dirty, but that you wouldn't be allowed to worship in the Temple area without first making a sacrifice for your uncleanness. One thing was clear: Jews and Gentiles should not mix!

But God's plan for His Church was clearly different from what these Jews understood. And when we look

around our church, not many of us were ever Jewish. Most of us are...well....Goyim!--Gentiles! What happened? This story is about just that.

Our story starts in Caesarea, the magnificent city the Romans named after Caesar Augustus. As Roman headquarters in Israel, it was filled with luxurious, Roman palaces, huge government buildings, and an Olympic stadium with seating for four thousand. There even was an enormous temple dedicated to Rome and Caesar, with a forty foot statue of Caesar in it!

Caesarea was not just a city filled with Roman buildings. It was filled with Romans! Hundreds of Roman soldiers and their leaders--centurions--were stationed here until they were sent out to other parts of Israel or the world. There were some Jews who lived in Caesarea, but most wanted nothing to do with it or the Roman Goyim living there.

But God had other plans. By His Holy Spirit, He was building His Church and He had always planned that it would include many Gentiles in it as it was about to make clear to the disciples. At Caesarea there was centurion named Cornelius, a member of the Italian Regiment. Cornelius and his family were different from most Romans. They worshiped the LORD and lived for Him. Cornelius was known as a man of prayer and as someone who helped those in need, but Cornelius did not know about Jesus...yet.

One afternoon, about 3 pm, Cornelius had a vision. An angel of God, said to him: "Cornelius!"

Cornelius stared at him in fear. "What is it, Lord?"

The angel answered, "Your prayers and gifts to the poor have been noticed by God. Send men to Joppa to bring back a man named Simon who is called Peter. He is staying near the sea with Simon the tanner," he said.

Story-telling Tips

Ahead of time:

1. Read the Bible verses and story. Pray!
2. Create story cue cards on index cards (or highlight text).
3. Practice telling story dramatically, timing your presentation. Shorten, if necessary to fit your allotted time.
4. Decorate area with story props that help bring your story alive.

During your presentation:

1. Maintain as much eye contact as possible as you tell the story. Point to/use props at important points in the story. Include the kids in your story with a few questions about what they think will happen or words/concepts that might be new to them.
2. Watch the kids for signs that their attention span has been reached. Shorten, if necessary.

Cornelius called two of his servants and one of his soldiers who also loved the LORD, and told them everything that had happened. He sent them to Joppa, a about thirty miles south, to find Peter.

About noon the following day as they were on their journey and approaching the city, Peter went up on the roof to pray. He became hungry and wanted something to eat, and while the meal was being prepared, he had a special dream. He saw heaven opened and something like a large linen sheet being let down to earth by its four corners. It contained all kinds of unclean animals, reptiles and birds. Not DIRTY creatures but the kinds the Gentiles ate, but the Jews thought it was wrong to eat.

Then a voice told him, "Get up, Peter. Kill and eat."

"Surely not, Lord!" Peter replied. "I have never eaten anything unclean." Peter wanted to be a "good" Jew. He did not want to be like the Gentiles.

The voice spoke to him a second time, "Do not call anything unclean that God has made clean."

This happened three times, and immediately the sheet was taken back to heaven.

While Peter was wondering about this special dream, the men sent by Cornelius arrived at Simon's house. They stood at the gate and called out, "Is Simon Peter staying here?"

The Holy Spirit prepared Simon for what was about to happen, "Simon, three Gentiles men are looking for you. Go downstairs to them and go with them, for I have sent them."

Peter went down and said to the men, "I'm the one you're looking for. Why have you come?"

The men replied, "We have come from Cornelius the centurion. He is a righteous and God-fearing man, who is respected by all the Jewish people. An angel told him to have you come to his house so that he could hear what you have to say."

Then Peter did something unthinkable for a Jew. He invited the men into the house to be his guests.

The next day Peter and some other Jews who had become Christians went with the men to see Cornelius in Caesarea.

When Peter and the others came to Cornelius' house Cornelius fell at Peter's feet to honor him, but Peter said,

"Stand up, I am only a man myself."

Talking with him, Peter went inside and found a large gathering of Cornelius' friends and family, eagerly waiting to hear what Peter had to say....and they were ALL Gentiles, just like Cornelius! God was indeed building His church bigger than anything Peter or the other Jews could have imagined!

Peter said to them: "You know that it's against our law for a Jew to associate with a Gentile or visit him. But God has shown me that I should not call any man unclean. So when I was sent for, I didn't hesitate to come. May I ask why you sent for me?"

Cornelius told Peter the message the angel had given him a few days earlier, then said, Now tell us everything the Lord has given you to say."

Then Peter began to speak: "God has showed me that He accepts not just Jews, but people from every nation who fear him and do what is right.

God sent the Jews the good news of peace through Jesus, who He anointed with the Holy Spirit and power. We are witnesses of everything he did in the country of the Jews and in Jerusalem. They killed him by death on a cross, but God raised him from the dead on the third day and caused him to be seen...by us who ate and drank with him after he rose from the dead. He commanded us to preach to the people and to testify that he is the one whom God appointed as judge of the living and the dead. All the prophets testify about him that everyone who believes in him receives forgiveness of sins through his name."

The Holy Spirit was at work in the hearts of all those present, giving them each faith to turn from their sins and trust in Jesus as their Savior, as God made quite clear as by the Holy Spirit, God gave these Gentile believers the same gift of speaking in many languages as He had on Peter and the other Jewish believers on the Day of Pentecost.

Then Peter said, "Can anyone keep these people from being baptized with water? They have received the Holy Spirit just as we have." So he ordered that they be baptized in the name of Jesus Christ. Then they asked Peter to stay with them for a few days."

What were the words from the Bible that Peter had spoken to the crowds on Pentecost? They were: "In the

last days, I will pour out my Spirit on all people and everyone who believes in the name of the LORD will be saved." Now Peter knew the truth of those words. God, through His Holy Spirit, was building His Church. He was gathering in people from every nation, every language, every kind of Gentile.

And that is why even today, in our church, there are so many Gentiles. The LORD's mercy upon all peoples, first shown to Cornelius and his family, has continued on and on to many others, through the thousands of years since that day in Joppa.

Cracking the Case:

It's time to answer our Case Questions.

1. Who was the Forbidden Soldier? Who thought he was forbidden? Why?

Cornelius. Peter and all the first believers. They were all of a Jewish background and mistakenly thought that God's people would all come from the Jews or people who first became Jews.

2. How did God show that he wasn't forbidden? What were God's plans for this soldier and others like him?

God gave Peter a special vision and then explained to him what it meant when he met Cornelius. For them to be part of His people, too. His Church would come from every people, not just Jews.

Something For You and Me

Our Bible Truth is:

The Holy Spirit Builds God's Church

Our Bible Verse is: Acts 9:31

"[The church] was strengthened; and encouraged by the Holy Spirit, it grew in numbers, living in the fear of the Lord."

What about you and me? Can the Lord's mercy extend even to us? Could God really plan to build His Church even with you and me? Yes, the Lord promises us that if we confess our sins to Him and turn from them to trust in Jesus, He will fill us with His Holy Spirit and we can be part of His People, His Church, just like Cornelius and his family.

Let's praise God for choosing to build His Church from all peoples, even people like you and me. Let's ask Him to work in our hearts, helping us to turn from our sins and trusting His as our own Savior. Let's ask Him to send the Holy Spirit to live inside us and make us part of His glorious Church. *Close in prayer.*

Closing ACTS Prayer

A God, we praise You for being holy, yet providing the way through Jesus for unacceptable sinners (like all of us!) to be accepted by You as Your own, dear people.

C God, we confess that we are sinners who have chosen to disobey You and Your good ways. We are unacceptable to You, on our own. We need a Savior!

T God, we thank You for choosing to include people from every tribe, nation and language—not just Jews—as Your people.

S God, work in our hearts! Help us to turn away from our sins and trust Jesus as our own Savior. Send Your Holy Spirit to work in our hearts that we might know and love You. Keep strengthening Your people to go out and tell everyone about Jesus that they might be saved.

Special Words

Gentiles or Goyim: People who are not Jews.

Church: The Bible word for all of God's people.

Unclean: A special Jewish term for something that God's laws has said is unacceptable in His sight. This was true of certain sicknesses and of certain foods/animals. All Gentiles were considered unclean, too, unless they became a Jew.

ACTS PRAYER ACTIVITY

Use this sheet to write down your ACTS Prayer

Instructions:

Use this sheet to help the children apply the Bible Truth into a prayer. You can use the ACTS provided or even better, have the kids think of their own applications. Also have the children add their personal requests to the prayer, too. Lead the children in the prayer or let them pray sections, with your help. Never force a child to pray! Non-readers can participate by you whispering a section of the prayer into their ear and allowing them to pray it aloud for the group.

ADORATION:

God, we praise You for being the Builder of Your Church by Your Holy Spirit.

God, we praise You for being.....

Add your own Adorations:

CONFESSION:

God, we confess that we are all sinners who need You to give us faith to believe in Jesus. We need Your Holy Spirit to work in our hearts. We need Jesus to be our Savior!

God, we have sinned against You....

Add your own Confessions:

THANKSGIVING:

Thank You, God for calling people from every tribe, nation, and language to be Your people, the Church.

God, we thank You for...

Add your own Thanksgivings:

SUPPLICATION:

God, work in our hearts, that we might turn away from our sins and trust in Jesus as our Savior. Send the Holy Spirit to live in our hearts that we might know and love You. and love Him. Build Your Church, in us and in people, all over the world!

God, we need Your help...

Add your own Supplication:

SNEAKY SNACK

Can you figure out how this snack ties in with our case?

Snack: Unclean Animals of Peter's Vision

"Unclean animals" pigs in blanket (pig was unclean) Cut hot dogs in half and wrap a portion of a crescent roll dough from refrigerator section of grocery. Bake. Also "unclean" gummy snakes.

This is only a suggestion. Feel free to modify. Be mindful of allergy issues among your children!

Case Tie-in: The Lord gave Peter, a Jew, a vision of unclean animals that Jews shouldn't eat. Then He told Peter to eat them. When Peter refused, the Lord told him not to call unclean (unacceptable to God), anything that He calls clean. By this God was telling Peter that he should not keep the good news of Jesus from the Gentiles. God intended to save them, too, not just Jews.

SOUL FOOD

Food for thought during snack time

1. What does the snack have to do with the story?

Choose a few questions from the other activity discussion sheets to talk about during this snack time.

2.

3.

4.

5.

6.

7.

Directions: Read and discuss Bible Truth, using a FEW of the questions. Play game. Feel free to modify the game to fit your children.

The Holy Spirit Builds God's Church

Many people think that a church is a building, but it's not. Church is the name for all of God's people.

God's Church is built by the Holy Spirit, one person at a time. The Holy Spirit works in the hearts of people, giving them the gift of faith as they hear God's Word, the Bible. The Holy Spirit helps them believe God's Word, turn away from their sins, and trust in Jesus as their Savior.

God has always planned for the Holy Spirit to bring people from everywhere in the whole world to be part of His people, the Church. The Bible tells us that the Church will be made up of people from every single people group and language in the world.

Every week, groups of God's people meet together to worship God in gatherings all over the world. This is what we call going to church. But in heaven, the whole Church--all of God's people, from everywhere and every time--will gather together to worship God forever. What a gathering that will be! The Bible tells us that it will be so many people that we won't even be able to count them.

We can be part of God's Church--God's people--too, when we turn from our sins and trust in Jesus as our Savior.

Understanding the Bible Truth

1. Is a church a building? *No.*
2. What is a church? *The name for God's people.*
3. Who builds God's Church? *The Holy Spirit, as He works in the hearts of people and gives them the gift of faith.*
4. Faith comes from hearing what? *God's Word, the Bible.*
5. How does the Holy Spirit work inside someone's heart when they hear God's Word? *He helps him to believe what he hears, confess and turn away from his sins and trust in Jesus as his Savior.*
6. What did God always plan for the Holy Spirit to do? *God has always planned for the Holy Spirit to bring people from everywhere in the whole world to be part of His people, His Church.*
7. What do groups of God's people meet together to do each week? *They gather together to worship God.*
8. What do we mean we say that we are going to church? *That we are going to gather together with some of God's people to worship Him.*
9. Where will the whole of God's Church gather for the first time? *In heaven.*
10. People from when and where will be part of God's Church? *In heaven, the whole Church, all the people of God, from everywhere and every time, will gather together to worship Him forever and ever.*
11. How many people will there be gathered together as God's people before God? *So many people that they can't be counted.*
12. How can we become part of God's Church--His dearly loved people? *By turning away from our sins and trusting in Jesus as our Savior.*

Bible Verse Connection Question

1. What does our Bible Truth have to do with our **Bible Verse: Acts 9:31**: "[The church] was strengthened; and encouraged by the Holy Spirit, it grew in numbers, living in the fear of the Lord.?"
The Church, God's people, grows in numbers as the Holy Spirit works in the hearts of people to turn them away from sinning and to trust in Jesus as their own Savior. He fills their hearts and encourages them by helping them to understand God's Word and giving them strength to obey it. He helps them want to live in the fear of the Lord: to want to live lives that please God.

Bible Truth Story Connection Questions

1. Who did Peter think were the only people from which the Holy Spirit was building God's Church? Why?
The Jews. Because God had given the Jews the Bible and called them His special people. Jesus came as the Jewish Messiah. He did not understand that God always planned to bless all the nations, the Gentiles, through His promises to the Jews.
2. How did God show Peter that the Holy Spirit was building God's Church from all peoples? *His dream and when Cornelius and the other Gentiles received the Holy Spirit when he shared the good news of Jesus with them.*

Life Application Questions

1. How does God use His people to build His Church? *He uses them tell others what God's Word says and to tell them the good news about salvation through Jesus, so they might come to be part of God's people, too.*
2. Why should God's people think about being missionaries to people who have never heard about Jesus? *Because Jesus commands them to; and, because the Holy Spirit might use them to be the first to tell a new people about Him!*
3. How can we become God's people? *By turning away from our sins and trusting Jesus as our Savior.*

ACTS Questions

1. What is something we can praise God for because of this Bible Truth?
Praise God for giving the Holy Spirit to His people so they will believe.
2. What are sins we can confess to God because of this Bible Truth?
Confess that we do not pray enough for God to send the Holy Spirit into the hearts of our friends and family.
3. What is something we can thank God for because of this Bible Truth?
Thank God for calling people from every tribe, nation, and language to be His people.
4. What is something we can ask God for because of this Bible Truth?
Ask God to send out more of His people to every part of the world so all might hear about Jesus.

The Gospel

1. What is the good news of Jesus that the Holy Spirit helps people believe? What is the gospel?
God is the good Creator and King of the world. He made people to worship Him and live by His good laws. But we are all sinners who have rebelled against Him. We all deserve death--God's just, eternal punishment for our sins. How terrible! But God has good news for us. In His great mercy, God sent His Son Jesus to earth to save sinners. Yes, Jesus, the perfect Son of God, left His home in heaven and became a man. He lived the perfect life that pleases God. (He's the only one who has ever done that!) He offered it up to God His Father as the perfect sacrifice for sins when He suffered and died on the cross. Then, on the third day, Jesus rose from the dead in victory. He had fully paid for the sins of God's people, so they wouldn't have to! Now all who turn away from their sins and trust in Jesus as their Savior will receive forgiveness of sins and eternal life with God. They will be His very own special people who will know Him and enjoy Him forever. We can be God's people, too, if we turn from our sins and trust in Jesus as our own Savior.

Game: Silly Grand March

Materials

CD and CD player
Small bowl or bag
Bible Truth Questions

Preparing the Game

1. Choose 20+ questions for your game from the Bible Truth Discussion Questions, or make up your own.
2. Write the Bible Truth questions on small thin strips of paper (or make a photocopy of the Bible Truth Discussion Questions and simply cut them into strips) and put them in the bag/bowl.

Playing the Game

Have the children form partners, then form a big double circle. Tell the children to move however you command them to move, such as march, walk, skip, tip toes, big knee bends, pat head, fly like a bird, etc. (BUT NOT RUN!!!) when you play the music. But when the music stops, they and their partner are to grab hands and sit down as quickly as possible. The last pair to sit down become the Question Choosers for the class. If the class answers it correctly, then the pair is added back into the group immediately. If not, then the pair stays out until another round when a correct answer is given to a question. (Feel free to add back incorrectly answered questions into the bag).

Game continues as number of questions, time, and attention span allow.

NOTE: Have the children who are "out" help make up actions for the other children to do, put them in charge of the music, etc. along with you. This will keep them happily occupied as they continue.

Non-competitive Option

Don't exclude the Question Choosers from the game, even if class gets the wrong answer.

Optional TAKING IT TO OTHERS Activity: Quiz Questions

Have the children choose a few of the questions from the game to ask the parents/other children during TAKING IT TO OTHERS time. Help pre-readers by whispering the question in their ear and letting them ask it aloud to the parents/other children. Make sure you read the Bible verse aloud before you ask your questions.

Directions:

1. Write words to song in large print before class.
2. Play the song for the children, helping them follow along on the song sheet.
3. Discuss the song, using a few questions from the discussion sheet. *Don't use them all!*
4. Introduce sign language for key words of your choice from sign language sheet for your song. Use as few or as many as you think the children can learn.
5. Sing and sign the song. Sign language as well as large format lyrics and sheet music are found in the PFI Unit Songbook or online.
6. If desired, play the Song Game.

Optional TAKING IT TO OTHERS Activity: Presenting and Singing the Song

1. Sing and sign the song, encouraging the watching children/parents to join in.
2. Ask the class some of the questions listed below. The Bible Truth Connection Question is particularly good to help them understand how the song ties in with the Bible Truth.

The Church's One Foundation

Listen to it on PFI ESV Songs 10, Track 25

Verse 1

The Church's one foundation
Is Jesus Christ her Lord;
She is His new creation,
By Spirit and the Word:
From heav'n He came and sought her
To be His holy bride,
With His own blood He bought her,
And for her life He died.

Understanding the Song

1. What is the church? Is it a building? *No. A local church is a group of Christians who gather together. The building is a church building. But the church this hymn is talking about is The Church, meaning all Christians in all places and in all times.*
2. What is a "foundation"? *Something that supports everything else. Builders lay a foundation of solid concrete before they build a house so that it won't fall down.*
3. Who is the Church's foundation? Why? *Jesus Christ is the Church's foundation because He is the only one who could save His people. Without Him, no one could ever be forgiven their sins and come to know God.*
4. Who is the "she" talking about? *The Church. In the Bible, God's people are called the Church, the Bride of Christ (a "she" image), the people He loves and cares for forever.*
5. Why is the Church called Jesus' new creation? How does He do that? *Jesus shed His blood on the cross (bought them with His blood) that His people might be saved. When they believe in Him, He sends the Holy Spirit to live in His people. The Holy Spirit comes into their hearts, cleansing them and making them like new—or new creations. But the Holy Spirit keeps working in their hearts, changing them so that they love God and live lives pleasing to Him, more and more.*

Bible Truth Connection Question

1. How does this song relate to our **Bible Truth: The Holy Spirit Builds God's Church?**

Church is the Bible word for all of God's people. Jesus Christ is the Church's foundation because He is the only one who could save His people. Without Him, no one could ever be forgiven their sins and come to know God. He bought all of God's people by paying for their sins with His own blood when He died on the cross. The Holy Spirit works in each of God's people, helping them turn from their sins and trust in Jesus as their Savior when they hear God's Word.. He gives them a new heart that knows and loves God and want to serve Him. One day the whole Church will be together with Jesus. The Church will be like His bride whom He loves and delights in forever. And how the Church will love Jesus! Like a bride loves her new husband, but far, far more!

Story Connection Question

1. How does this song relate to today's story? *The Lord helped Peter see that the Gentiles, too, were part of those He had come to save. As the Cornelius and the other Gentiles heard the Word of God, the Holy Spirit worked in their hearts and they believed. They were added into God's Church that day. Yes! God had chosen even to include the Gentiles. They, too, would become part of the holy bride of Jesus, getting to enjoy Him and live with Him forever.*

Life Application Questions

1. How does God use His people to build His Church? *He uses them tell others what God's Word says and to tell them the good news about salvation through Jesus, so they might come to be part of God's people, too.*
2. Why should God's people think about being missionaries to people who have never heard about Jesus? *Because Jesus commands them to; and, because the Holy Spirit might use them to be the first to tell a new people about Him!*
3. How can we become God's people? *By turning away from our sins and trusting Jesus as our Savior.*

Bible Connection Question

1. What does this hymn have to do with our **Bible Verse: Acts 9:31**; "[The church] was strengthened; and encouraged by the Holy Spirit, it grew in numbers, living in the fear of the Lord."?
The Church belongs to Jesus. He saved them by dying on the cross for their sins. The Church grows in numbers as the Holy Spirit works in the hearts of people to turn them away from sinning and to trust in Jesus as their own Savior. He fills their hearts and encourages them by helping them to understand God's Word and giving them strength to obey it. This is how He helps them live in the fear of the Lord--that is, to want to live lives that please God. This is how He prepares them for the day that they will forever be with Him, as His dearly loved bride.

ACTS Questions

1. What is something we can praise God for from this hymn?
Praise God for being the Purchaser of the Church, His people.
2. What are sins we can confess to God from this hymn?
That many times we do not appreciate God's great love shown to His sinful people by sending Jesus to die and save them with His own blood.
3. What is something we can thank God for from this hymn?
We can thank God for choosing to save His people. They would never have chosen Him on their own. They would have never been saved and made into new creations with Him.
4. What is something we can ask God for from this hymn?
That God would work in our hearts that we confess our sins, might turn from our sins and trust Jesus as our Savior. We can ask Him to make us new creations through His Holy Spirit.

Gospel Question

1. Why did God's people need saving? What have all people done? What is the gospel?
God is the good Creator and King of the world. He made people to worship Him and live by His good laws. But we are all sinners who've rebelled against Him. We all deserve death--God's just, eternal punishment for our sins. How terrible! But God has good news for us. In His great mercy, God sent His Son, Jesus to earth as a man to save sinners. He lived the perfect life that pleases God. (He's the only one who's ever done that!) He offered it up to God His Father as the perfect sacrifice for sins when He suffered and died on the cross. Then, on the third day, Jesus rose from the dead in victory. He had fully paid for the sins of God's people, so they wouldn't have to! Now all who turn away from their sins and trust in Jesus as their Savior will receive forgiveness of sins and eternal life with God. They will be His very own special people who will know Him and enjoy Him forever. We can be God's people, too, if we turn from our sins and trust in Jesus as our own Savior.

Song Game: Mimic Me!

Materials

Sign Language

Song

Preparing the Game

None.

Playing the Game

1. Practice the song and signs until the children know them well. Choose a person to be the leader and let them decide upon an action for everyone to do as they sing the song, such as jump on one foot, etc.
2. Sing the song while doing the chosen action.
3. Select another child to be the leader.
4. If desired, you can choose a different action for different important words in the song, such as jump on one foot when you sing the word "grace", but clap your hands when you sing the word "Jesus". Ask the children the meaning of each of the words before adding in their action.

Game continues as number of questions, time, and attention span allow.

choose a FEW questions for discussion, then choose the game and/or music activity

Meditation Version: Acts 9:31

"[The church] was strengthened; and encouraged by the Holy Spirit, it grew in numbers, living in the fear of the Lord."

Understanding the Bible Verse

1. What was strengthened? *The church.*
2. What church is being strengthened in this verse? *It was a gathering of Christians in a particular city.*
3. What does it mean for a church to be strengthened? *Not that everyone has bigger muscles and can lift heavy things, but that their faith in God is growing stronger, they understand more of God and His Word; they are loving and knowing God more; they are becoming more obedient to His good ways; and more lovingly towards each other.*
4. Who was encouraging this church? *The Holy Spirit.*
5. How does the Holy Spirit encourage a church? *He is at work in the hearts of believers, helping them to keep saying "no" to sin; helping them to better understand God's Word; growing their faith in God; helping them become more loving and knowing God better; helping them become more obedient to God's good ways; and helping them to act more lovingly towards each other. He gives them wisdom and courage to live God's way, even when it is very hard.*
6. Why did the church grow in numbers? *Because it was being encouraged by the Holy Spirit.*
7. How were people in the church living? *In the fear of the Lord.*
8. What does it mean to live in the fear of the Lord? *It means to live to please God, in your heart, with your words and with all your life.*
9. What is the difference between "church" and "Church"? *Church with a little "c" means a particular gathering of a group of believers, such as our own church. Church with a capital "C" means all of God's people, everywhere, from all time.*
10. If the Holy Spirit is strengthening a local "church", like in this verse, how is that also strengthening the "Church"—God's people from everywhere, all the time? *Because the Church is made up of churches while we are here on earth. To encourage and grow each little church adds up to encouraging and growing all of the Church. It won't be until heaven that the Church—all of God's people—will gather together.*

Bible Truth Connection Question

1. What does this verse have to do with the **Bible Truth: The Holy Spirit Builds God's Church?** *The Church, God's people, grows in numbers as the Holy Spirit works in the hearts of people to turn them away from sinning and to trust in Jesus as their own Savior. He fills their hearts and encourages them by helping them to understand God's Word and giving them strength to obey it. He helps them want to live in the fear of the Lord: to want to live lives that please God.*

Story Connection Question

1. How does this verse relate to our story? *As Peter spoke, the Holy Spirit worked in the hearts of Cornelius and the other Gentiles. They turned from their sins and trusted in Jesus as their own Savior. As Peter saw these new believers being filled with the Holy Spirit, he could see that God's Church was growing in numbers in a way he never expected.*

Life Application Questions

1. How does God want us to live? *In the fear of the Lord.*
2. What is the first step in fearing the Lord? *Turning away from your sins and trusting in Jesus as your Savior.*
3. Who will God send to work in our hearts to encourage us and to help us live in the fear of Him, if we turn from our sins and trust Jesus as our own Savior? *The Holy Spirit.*

ACTS Questions

1. What is something we can praise God for from this Bible verse?

Praise God for being the Giver of a Helper to live inside Your people forever.

2. What are sins we can confess to God from this Bible verse?

That many times we want to do things on our own. We don't want a Helper, even though we need Him if we are to live for God. We need a Savior! We need the Holy Spirit!

3. What is something we can thank God for from this Bible verse?

We can thank God for sending the Holy Spirit to be His people's Helper. We can thank God for not having His people live life on their own. We thank Him for giving Him to them always to be with them, to live inside them...forever!

4. What is something we can ask God for from this Bible verse?

We can ask God to work in our hearts that we would want to turn away from disobeying Him and trust in this wonderful Jesus as our own Savior. We can ask Him to give us His Holy Spirit to live in our hearts so that we can know Him and He can help us to know God and His truth, and live for Him.

The Gospel

1. What must we do if we want to know God and be filled with His Holy Spirit? What is the gospel?

God is the good Creator and King of the world. He made people to worship Him and live by His good laws. But we are all sinners who have rebelled against Him. We all deserve death--God's just, eternal punishment for our sins. How terrible! But God has good news for us. In His great mercy, God sent His Son Jesus to earth to save sinners. Yes, Jesus, the perfect Son of God, left His home in heaven and became a man. He lived the perfect life that pleases God. (He's the only one who has ever done that!) He offered it up to God His Father as the perfect sacrifice for sins when He suffered and died on the cross. Then, on the third day, Jesus rose from the dead in victory. He had fully paid for the sins of God's people, so they wouldn't have to! Now all who turn away from their sins and trust in Jesus as their Savior will receive forgiveness of sins and eternal life with God. They will be His very own special people who will know Him and enjoy Him forever. We can be God's people, too, if we turn from our sins and trust in Jesus as our own Savior.

Game: Mr. Freezie Ball

Materials

Bible verse written up in large print so that all can see
Medium size foam or other soft surfaced ball, or tennis ball

Preparing the Game

None.

Learning the Verse

Some or all of your children may be non- or early readers. Teach the verse in sections, having them say it after you. Repeat a few times. Add clapping or other movement as they say it.

Directions

1. If desired, lead the children in a discussion of a **FEW** of the most important questions before beginning game.
2. Explain the game to them as follows:
Have the children spread out around the leader, who will be the first Mr. Freezie. Everyone says the Bible verse together. Then, Mr. Freezie throws the ball up in the air as he calls out the name of one child. That child runs to get the ball, while everyone else spreads out. When the child gets the ball, he yells "freeze" to the other children. He then rolls the ball to gently hit another child. That child tries to say the memory verse, getting the assistance of one other person if desired. If he says it correctly, he becomes the new Mr. Freezie and will be the next to toss the ball. If not, then the child who rolled the ball remains Mr. Freezie for another turn. The person who rolled the ball would then become the new Mr. Freezie and be next to toss the ball. Class says verse together each time before Mr. Freezie says the next child's name.

Game continues as time and attention span allow.

Optional TAKING IT TO OTHERS Activity: Quiz Questions

Have the children choose a few of the questions from the game to ask the parents/other children during TAKING IT TO OTHERS time. Help pre-readers by whispering the question in their ear and letting them ask it aloud to the parents/other children. Make sure you read the Bible verse aloud before you ask your questions.

Directions:

1. Write words to song in large print before class.
2. Play the song for the children, helping them follow along on the song sheet.
3. Discuss the song, using a few questions from the discussion sheet. *Don't use them all!*
4. Introduce sign language for key words of your choice from sign language sheet for your song. Use as few or as many as you think the children can learn.
5. Sing and sign the song. Sign language as well as large format lyrics and sheet music are found in the PFI Unit Songbook or online.
6. If desired, play the Song Game.

Optional TAKING IT TO OTHERS Activity: Presenting and Singing the Song

1. Sing and sign the song, encouraging the watching children/parents to join in.
2. Ask the class some of the questions listed below. The Bible Truth Connection Question is particularly good to help them understand how the song ties in with the Bible Truth.

The Church Was Strengthened

Listen to it on PFI ESV Songs 10, Track 27

The church was strengthened,
and encouraged,
By the Holy Spirit,
by the Holy Spirit,
It grew in numbers,
it grew in numbers,
Living in the fear of, the fear of the Lord.
Acts Nine, thirty-one.

Song Game: Word Take Away

Materials

Sign Language Signs and Song
White board and marker
Eraser

Preparing the Game

1. Write the words to the song on a white board.

Playing the Game

1. After children have learned the song and signs well, then tell the children that you are going to leave out words from the song (that you've learned signs for) and just do the sign in its place.
2. Have the children help you choose a word to take out. Erase the word from the board. Review the sign the for erased word.
3. Sing the song, trying to remember to NOT sing the word and do only the sign.
4. Continue to take out words until all of the words (with signs) have been taken out.

Game continues as number of questions, time, and attention span allow.

STORY REVIEW

Directions: Read and discuss Bible Truth, using a FEW of the questions. Play game. Feel free to modify the game to fit your children.

General Story Questions

1. What was Caesarea the headquarters of? *The Romans in Israel.*
2. Why would Jews not like Caesarea? *It was filled with Romans (Gentiles), with temples to Roman gods and other Roman buildings.*
3. What did the Jews think of Gentiles? *Jews should not associate with them since they did not worship the LORD.*
4. What does Goyim mean? Why did the Jews call the Gentiles that? *It means "dogs," which was a cut-down, meaning that they thought they were dirty and good-for-nothing.*
5. What kind of things did the Jews think they should not do with Gentiles? *Don't eat with them. Don't drink with them...and certainly don't touch any of their stuff if you don't have to. Don't talk with them. Don't let them in your house...and certainly don't go in their house. If you did these things, you might become "unclean," which doesn't mean were dirty, but that you wouldn't be allowed to worship in the Temple area without first making a sacrifice for your uncleanness.*
6. Who did most Jews think were the only people who God had chosen to be His people? *Jews.*
7. What was Caesarea like? *It was the magnificent city dedicated to Caesar. It was filled with luxurious Roman palaces, a huge stadium, temples, and massive government buildings, and a stadium to hold Olympic Games and 4000 cheering people. There even was an enormous temple in Caesarea dedicated to Rome and Caesar, with a statue of Caesar in it that was as tall as a four story building!*
8. What kind of man was Cornelius? *What kind of good things did he do? Cornelius was a centurion stationed with his family in Caesarea, the Roman headquarters in Israel. He was a good man who prayed to the Lord, but did not know about Jesus.*
9. What did the angel tell Cornelius that God had noticed? *His prayers and gifts to the poor.*
10. What did the angels tell Cornelius to do? *To send to Joppa for Peter to come and talk to him.*
11. Where was Peter staying? *At a tanner's house in Joppa.*
12. What did Peter see in his vision? *A large sheet with lots of unclean animals on it. He was told to kill and eat them.*
13. Why didn't Peter think he should eat the animals? *They were "unclean."*
14. What does "unclean" mean? *Not acceptable before God. God gave the Israelites through Moses laws about animals they should not eat. He called these unclean and anyone who ate them would be unclean if they ate them. If they did eat them, they would not be able to worship at the Temple until they had first offered a sacrifice for their sin.*
15. Why did the Lord tell Peter to not call these animals unclean? *Because He has made them "clean." In other words, the Lord has the power to change things that have been unacceptable to Him into things that are acceptable to Him. (As He was doing with the Gentiles).*
16. Why was it unusual for Peter to let the Gentile messengers in the house? *Usually Jews would not let Gentiles enter their houses because they might make them "unclean."*
17. Why did Peter let the Gentile messengers in the house? *The lesson he learned from God's vision: if God chooses to make something/someone acceptable to Him—even if it was unacceptable before—then Peter should also treat them as acceptable. Peter could see that God was doing something new because of the salvation Jesus had brought to all God's people when He died on the cross.*
18. Who was gathered at Cornelius' house? *Cornelius' friends and family.*
19. What did Peter tell them? *The good news of Jesus.*
20. What happened when Peter shared the gospel with Cornelius and his family? *They believed and the Holy Spirit came down and filled their hearts.*
21. Why do you think the Lord chose for these new Gentile believers to receive the Holy Spirit with the sign of tongues? *So it would be very, very clear to Peter that God was now accepting these Gentile believers as His people, just like He was accepting Jews who trusted in Jesus as their Savior. This was such a new idea that this would make it clear to Peter and to the other Jewish Christians.*
22. What did Peter do for Cornelius and his family who believed? *He baptized them.*

Bible Truth Connection Questions

1. What does this story have to do with our Bible Truth? *The Holy Spirit worked in the hearts of Cornelius and the other Gentiles, so that they would become God's people. God's church was growing to include even the Gentiles, much to Peter's surprise.*

Bible Verse Connection Question

1. What does the story have to do with our **Bible Verse: Acts 9:31**: "[The church] was strengthened; and encouraged by the Holy Spirit, it grew in numbers, living in the fear of the Lord."?

As Peter spoke, the Holy Spirit worked in the hearts of Cornelius and the other Gentiles. They turned from their sins and trusted in Jesus as their own Savior. As Peter saw these new believers being filled with the Holy Spirit, he could see that God's Church was growing in numbers in a way he never expected.

Life Application Questions

1. How do we become part of God's Church? *Turn away from our sins and trust in Jesus as our own Savior.*
2. What can Christians do today to help build God's Church? *Share the good news about Jesus and encourage others to read the Bible for the Holy Spirit to use to work in their hearts.*

ACTS Questions

1. What is something we can praise God for being that we learned in our story?
Praise God for being holy, yet providing the way through Jesus for unacceptable sinners (like all of us!) to be accepted by Him as His own, dear people.
2. What is something we can confess as sin that we learned in our story?
Confess that we are sinners who have chosen to disobey God and His good ways. We are unacceptable to Him, on our own. We deserve His punishment. We need a Savior!
3. What is something we can thank God for that we learned in our story?
We can thank God for choosing to include people from every tribe, nation and language—not just Jews— as His people.
4. What is something we can ask God for that we learned in our story?
We can ask God to work in our hearts, helping us to turn away from our sins and trust Jesus as our own Savior. We can ask Him to send the Holy Spirit to work in our hearts that we might know and love Him. We can ask Him to keep strengthening His people to go out and tell all peoples about Him that they might be saved.

The Gospel

1. What was the message that Peter shared with Cornelius and the others gathered with him? What is the gospel?
God is the good Creator and King of the world. He made people to worship Him and live by His good laws. But we are all sinners who have rebelled against Him. We all deserve death--God's just, eternal punishment for our sins. How terrible! But God has good news for us. In His great mercy, God sent His Son Jesus to earth to save sinners. Yes, Jesus, the perfect Son of God, left His home in heaven and became a man. He lived the perfect life that pleases God. (He's the only one who has ever done that!) He offered it up to God His Father as the perfect sacrifice for sins when He suffered and died on the cross. Then, on the third day, Jesus rose from the dead in victory. He had fully paid for the sins of God's people, so they wouldn't have to! Now all who turn away from their sins and trust in Jesus as their Savior will receive forgiveness of sins and eternal life with God. They will be His very own special people who will know Him and enjoy Him forever. We can be God's people, too, if we turn from our sins and trust in Jesus as our own Savior.

Game: Obstacle Course Quiz

Materials

Various materials, such as jump ropes, balls, inner tubes, carpet squares, boxes, tunnels made from chairs and bedspreads, etc. to make a simple obstacle course for each team.

Masking Tape

20+ Story Review Questions and other story review questions, 1+ per child

Paper/post-it notes & marker/pencil

Preparing the Game

1. Choose 20+ questions for your game from the Story Review Discussion Questions, or make up your own.
2. Set up two identical obstacle courses, one for each team, that both end up at the same wall of your room.
3. Write a question on the back of a post-it note. On the front, write a point amount, such as 5, 10, 25 points, depending upon the difficulty of the question. Place these questions on the wall at the end of the obstacle courses.
4. Use the masking tape to make starting lines.

Playing the Game

Divide the children into two teams and have them sit down in a line. Demonstrate how they are to go through the obstacle course. At the leader's command, the first person in each line goes through the obstacle course. Whoever reaches the question wall first wins 1 point for their team and gets to take down one question to give to the teacher. The teacher will ask the question to both teams, calling on the team who raises their hand first. If that team is correct in their answer, they get 2 points. If not, then the question goes to the other team. Process is repeated with next 2 children in line, etc.

Game continues until all have had a chance to run the course, or as question cards, time and attention span allow.

Non-competitive Option

Send the children through two at a time, each child choosing a question from the wall. Have the children ask their question to the whole group and work together on the answer. Have the two children come back through the obstacle course and go to the back of their own lines. Repeat with next two children.

Optional TAKING IT TO OTHERS Activity: Quiz Questions

Have the children choose a few of the questions from the game to ask the parents/other children during TAKING IT TO OTHERS time. Help pre-readers by whispering the question in their ear and letting them ask it aloud to the parents/other children.

CASE REPLAY ACTIVITIES

Use this guide to review the Case Story and act it out for others to enjoy!

CASE REPLAY, JR: YOUNGEST CHILDREN

Description: The children will act out the story together, everyone doing the same action/sound effect at the same time. This activity is most suitable for kindergarteners.

Materials

The Case RePlay, Jr. script for younger children

Preparation

1. Read through the script and write in the blanks along the side possible actions/sound effects the children could do to act it out.

Instructions

1. Tell the children that they will be re-enacting the story together as you tell it.
2. As you read the script, lead the children in actions/sound effects to do with you.
3. If desired, you can read the script and stop at certain sentences and ask them what a good action/sound effect would be to act out what you just read.
4. Repeat the re-enactment one or two times more.

CASE REPLAY, SR: OLDER CHILDREN

Description: The children act out the story as a three-scene play. You will narrate it using the Case RePlay, Sr. script and they will act it out (no spoken words, for the most part), with each child assuming a different character's role. This activity is most suitable for first grade and up. You will review the story, then practice it a few times before performing it for others.

Materials

The Case RePlay, Sr. script
White board or other large format paper
Costumes and props

Preparation

1. Prepare for the play by choosing costumes and props for each character in the story. Decorate the area with any scenery props.
2. Write the words "Beginning," "Middle," "End" on a large piece of paper/whiteboard with plenty of space under each heading. You will use this paper to help the children think about the story as a three-scene play, as it is presented in the script.

Instructions

1. Tell the children that they will get to act out the story as a three-scene play, with a beginning, middle and end section. Tell them that before they can act it out, they need to think it out. as you narrate it with your script.
2. Take the children's answers as they recount the story, helping them put key incidents in the right order.
3. If desired, when they have filled in their Beginning, Middle, End, read through your whole (real) script, so they hear exactly what you will have them act out.
4. Then tell the children that it's time to practice acting out the story.
5. Assign parts to each child. If you are using costumes, do NOT give them out at this point. They will be a distraction.
6. Have all the children sit on the floor or in chairs on one side of the "stage," then call the characters up in place as their part in the story comes.
7. As you read the script, guide the children in where you want them to move or do to act it out.
8. After going through the whole script once, give out any costumes and props and act out the script once or twice more.

Optional TAKING IT TO OTHERS Activity: Re-enacting the Story

Read the script as the children act out together (younger) or assuming different roles (older) as the other children or the parents watch.

CASE REPLAY, SR--OLDER KIDS (1ST GRADE AND UP) P.3

Welcome to our play! The name of our story is: The Case of the The Forbidden Soldier.

This story takes place in New Testament times, very soon after Jesus rose from the dead and went to heaven.

The characters in our story are: Roman soldiers; Cornelius; an Angel; Cornelius' three men; Peter; Simon the tanner; other (Jewish) believers; and, Cornelius' family and friends.

And now we present: "The Case of the The Forbidden Soldier."

Scene 1: (Beginning)

On the Day of Pentecost in Jerusalem, Peter preached about the promise the LORD gave through the prophet Joel, many years earlier: "I will pour out My Spirit on all people." But Peter didn't understand, like the other Jews in his day, Peter thought that only the Jews would be God's people. Jews had many rules about not eating, or doing things with Gentiles. They believed Gentiles were "unclean." That meant that they would make them unacceptable before God until they offered sacrifices like the Jews did. But Peter was wrong, as he was soon to find out. Down in Caesarea, the Roman headquarters in Israel, there lived a centurion named Cornelius with his family. Cornelius was a good man who prayed to the LORD, but he didn't know about Jesus...yet! Then one day, an angel appeared to Cornelius. He told Cornelius to send for a man named Simon Peter in Joppa to talk to him. Cornelius sent three Gentile men to Joppa to find him.

Scene 2: (Middle)

As the three men were on their way to find Peter, God gave Peter a vision of unclean animals to eat. Three times God told Peter to eat the animals. And each time Peter said "no." These were unclean animals and he was a good Jew who kept the laws. He didn't want to be unclean. But God told him not to call unclean anything that He called clean. Just then, the three men from Cornelius arrived at the house where Peter was staying. They tell him their story and ask him to come with them. Usually Peter would not even let Gentiles in the house, let alone go with them! But he has learned the lesson God gave him in the dream. If God didn't consider these men unclean, then neither should Peter. So Peter left the house and went with the three men back to Caesarea.

Scene 3: (End)

When Peter and the three men arrive at Cornelius' house, they find Cornelius, his family and friends already gathered there. They are eager to hear what Peter has to say. As Peter shares the good news of Jesus with them, the Holy Spirit works in their hearts. They turn from their sins and trust in Jesus as their own Savior. The Holy Spirit fills their hearts. Peter baptizes them. God has made it clear to Peter and the other Christians that He was building His Church, even with Gentiles. The promise He made through Joel long ago is coming true!

Bible Truth Tie-In:

The Bible Truth we are learning is: **The Holy Spirit Builds God's Church.** Our story shows how God's plan was always to build His Church from people of every nation and language, not just the Jews.

Romans, Like Cornelius the Centurion

Description

The children will make a simple centurion breastplate using cardboard, streamers and paint/markers

Materials

Templates of patterns

Copy of Emblems for front of breastplate

Large sheet (22" X 28") of white poster board, 1 sheet per child (or yellow/brown poster board, if you do not plan to color in the breastplates)

Red Tissue streamers, 1 yard per child

Brown Markers/Tempera paint and brushes OR lots of copper colored crayons!

Stapler

Glue Sticks

Scissors

1' string or a set of sticky back circles (or 1" length of straight variety) per child

Preparing the Craft

1. Refer to the layout diagram for cutting up the poster board into the pieces you will need to make the breastplate. Using a yardstick, cut out 1 complete set of pieces.
2. Use the first set of poster board pieces to be your templates for cutting out the rest of the pieces of poster board (for however many children you have)
3. Print out and cut out emblems. Each child needs 1 large one of the eagle and 13 small ones (best if printed onto card stock, but can be regular paper)
4. Cut out 5, 6" pieces of streamer per child.
5. Set out supplies.
6. Make one sample of the breastplate to show the children.

Making the Craft

1. Have the children color in the emblems with markers, colored pencils, etc.
2. If coloring in the breastplates, have the children color /paint in the breastplate to a nice "bronzy brown" The advantage to coloring over painting is that the breastplates will be ready for immediate use instead needing to dry. If not, proceed to next step.

Staple:

- a. the shoulder pieces in place at the top sides of the breastplate.
- b. the two of the short pieces to the bottom sides of the breastplate so that they come out perpendicular to the breastplate (like a belt)
- c. the remaining six short pieces of poster board along the bottom of the breastplate and the belt pieces, (so that they point down towards the ground) spacing them evenly.
- d. the five pieces of streamers in between the poster board short pieces along the bottom (they point down towards the ground like the poster board ones).

NOTE: Younger children will need your help with the stapling. Older children will be able to do it, as long as you show them the model and have them do each step at a time.

4. Have the children glue the large emblem to the front of the breastplate and each of the little circle emblems at each shoulder strap and above each poster board short piece that hangs down to make the "skirt."
5. Secure the belt pieces together in the back, either by the Velcro or by making a hole in each end of the belt pieces, threading the yarn through them and tying them.

Optional TAKING IT TO OTHERS Activity: Craft Presentation

If you are presenting the craft to other children or parents the children can hold up their crafts (or your model craft) and read their Bible Truth Connection answers to explain the importance of the craft.

CASE CRAFT**Discussion Guide****Instructions:**

As the children are settled into making their craft, ask them these questions to help them understand the craft's significance. Use the answers provided to guide the children's answers.

Discussion Questions

1. Where did Cornelius and his family live? *In Caesarea.*
2. Who did Peter first think were the only people God would use to build His Church? *Jews.*
3. What other people did God show Peter would become His people? How did God show Peter? *All other peoples...the Gentiles, like these Romans. God showed this to Peter by giving Cornelius and the other Gentiles the gift of salvation through faith in Jesus and filling them with the Holy Spirit when they heard the gospel.*
4. What is Bible Truth that we are learning? *The Holy Spirit Builds God's Church.*
5. What does our craft have to do with our Bible Truth: The Holy Spirit Builds God's Church. *God had promised long ago that He would call Gentiles to be His People, not just the Jews. The Holy Spirit worked in Cornelius' heart and he became one of God's people.*
6. What can our craft help us remember? *God is always faithful to His promises. He will build His Church from every people, just as He has said He would.*

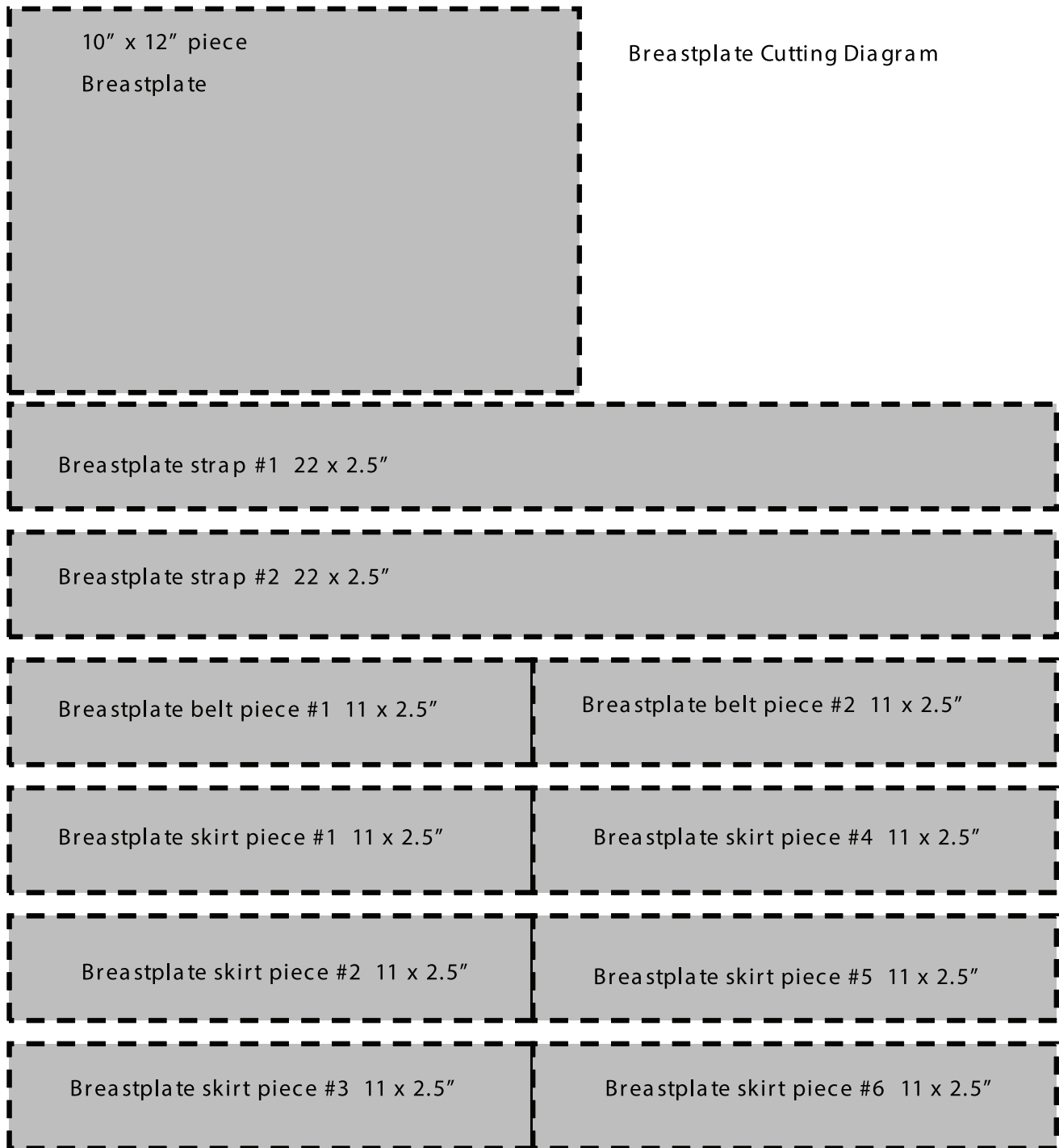
TAKING IT TO OTHERS**Craft Presentation****Instructions:**

Have children hold up your model craft/their crafts. Choose five children (or you say) the five sections below to explain the craft's importance.

Presentation:

1. Our craft is: Romans, Like Cornelius the Centurion.
2. In Caesarea, Peter saw that the Lord was building His Church not just with Jews, but also with Romans, like Cornelius the Centurion because God gave Cornelius and other Gentiles the gift of salvation through faith in Jesus and filled them with the Holy Spirit.
3. Our Bible Truth is: The Holy Spirit Builds God's Church.
4. God had promised long ago that He would call Gentiles to be His People, not just the Jews. The Holy Spirit worked in Cornelius' heart and he became one of God's people.
5. Our craft can help us remember that God is always faithful to His promises. He will build His Church from every people, just as He has said He would.

Note: Even non-readers can participate in presenting the craft, if you will whisper what they are to say in their ear and let them say it aloud for the others to hear.



The ends of the straps are stapled onto the belt in the back

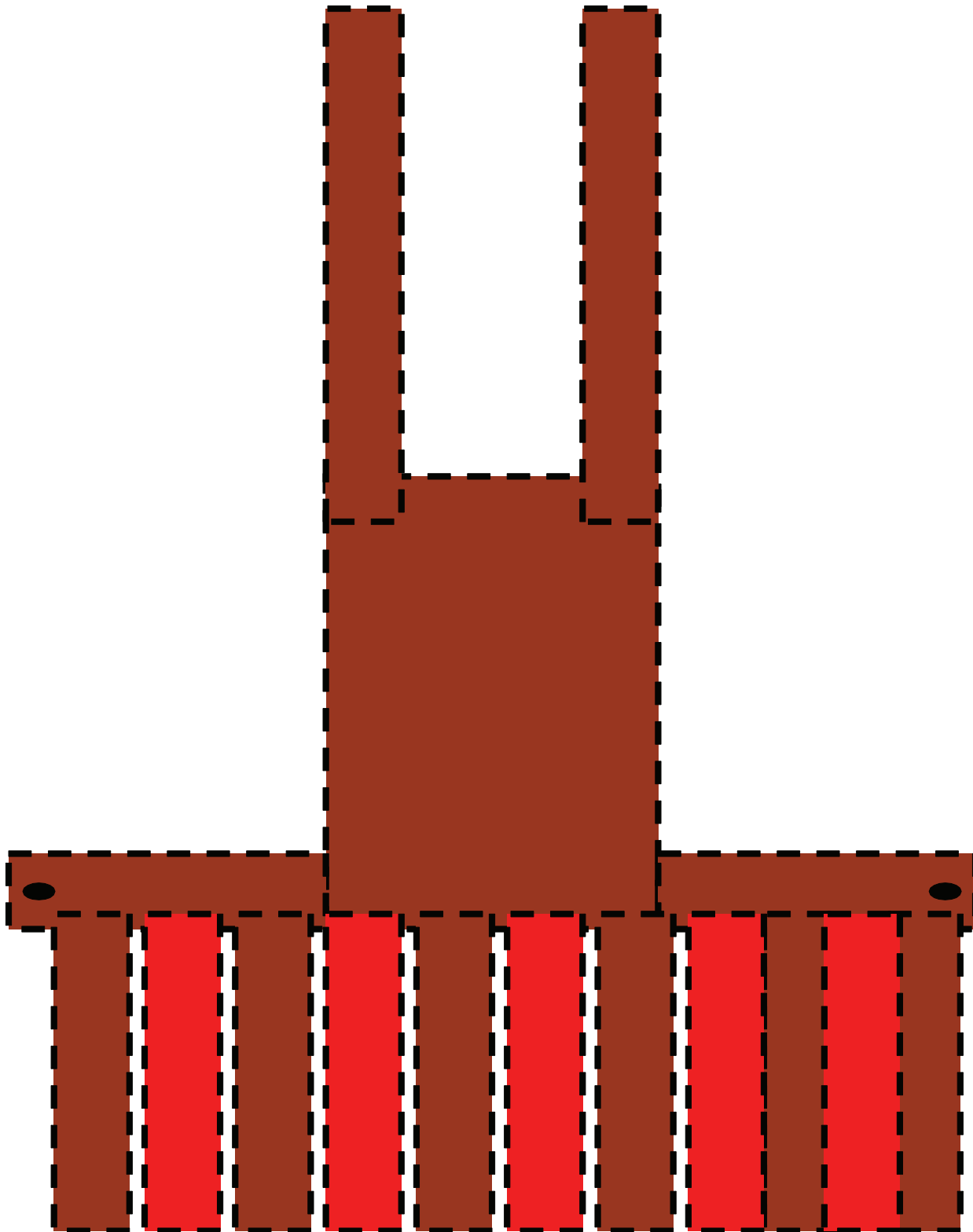



Diagram of breastplate



Small emblems, 13 per child



BEFORE CLASS:**1. PICK YOUR PERSON**

VIPPs can be anyone in your church! Typically, they fall into 6 categories: Church staff, Elders, Deacons/deaconesses, Special Volunteers (people who aren't paid, but spend a lot of time helping out in particular ways), Supported Workers (aka missionaries), and Church Members.

2. GATHER YOUR FACTS

Use the VIPP Information Sheet to write down the facts about your VIPP. The information on this worksheet is used in the VIPP activities, listed in the "Choose an Activity" section below.

DURING THE ACTIVITY:**1. INTRODUCE YOUR VIPP**

Introduce your VIPP to the children, using the VIPP Information Sheet. Fill in a set of VIPP Clue Cards with the information for your VIPP. If desired, you can even have the actual person come into class for the children to meet.

Need help describing what someone does for the church in a kid-friendly way? Check out the list of common VIPPs on the Praise Factory website in the PFI resources. There are lots of kid-friendly descriptions for common VIPP's, such as pastors, elders, deacons and a lot more.

2. PRAY!

Lead the children in praying for the VIPP. Ask the children if they would like to pray for one of the VIPPs prayer requests. Even non-readers can pray for the VIPP if you whisper the prayer request in their ear, then let them say it aloud. Never force a child to pray!

3. CHOOSE AN ACTIVITY

There are two activities you can use to help the children learn about the VIPP:

VIPP Clue Cards: These are nine coloring sheets in which children fill in the nine things they learn about the VIPP from the VIPP Information Sheet. Photocopy a set of each child. Use as few or as many of these Clue Cards as you desire.

VIPP Game: This is a game that uses a set of Clue Cards for one or two VIPPs.

Choose a VIPP and fill in his/her information on the VIPP Information Sheet. Fill in a set of VIPP Clue Cards with the information for your VIPP. Tell the children about the VIPP, having them fill in the VIPP Clue Cards with the key facts as they learn them. Write any words the children need to write on a white-board or other piece of paper so they can see how to spell them. Help younger children write these words on their clue cards. Ideas for how to tell the children about many common VIPPs are listed at praisefactory.org with the resources for this Bible Truth.

Optional TAKING IT TO OTHERS Activity: Introduce and Pray for the VIPP

If you are presenting the VIPP to other children or parents you can assign children to hold up the 10 clue cards and say what each card tells about the VIPP. (Or, you can have the children hold them up as you tell what each one means.) Then lead the children in praying for the VIPP.

Game: Hot and Cold Hide

Materials

Information Sheet for one VIPP

2 Set of Clue Cards

8 8.5" x 11" Manilla Envelopes

Blindfold

Preparing the Game

1. Fill in one set of clue sheets for the VIPP you are using.
2. Tape the other (blank) set of Clue Cards to the outside of the manilla envelopes.
3. Put the filled-in clue cards in the corresponding envelope.

Playing the Game

Reveal: Tell the children about the VIPP, showing them your filled-in clue cards as you tell about them.

Review: Choose one child to be "The Finder" and cover his eyes with the blindfold. Choose one of the Clue Card envelopes. Choose another child to be "The Hider". This child will hide the envelope somewhere in the room. When the clue is hidden, the Finder takes off his blindfold and begins to look for the envelope. The other children say "hot, cold, etc" as the child gets closer or further from the envelope to help the child find it. When the folder is found, the teacher (or the child) tells the Clue Card category. The other children try to remember what the VIPP's answer was. Open it up and see if they got it right. If they did, the Clue Card is retired. If not, it can be added back into the Clue Cards to be hidden.

VIPP INFORMATION SHEET

VIPP NAME:

WHAT VIPP LOOKS LIKE

Man or Woman? _____

Hair color? _____

Eye color? _____

FAVORITE ANIMAL

FAVORITE FOOD

FAVORITE FREE TIME ACTIVITY

WHAT VIPP DOES DURING WEEK

VIPP GROUP OF SERVICE:

Church Member

Deacon

Elder

Church Staff

Special Volunteer

Supported Worker
(Missionary)

3 WAYS VIPP SERVES CHURCH

3 WAYS TO PRAY FOR THE VIPP
