

BIBLE TRUTH 4, LESSON 2: PLANNER/OVERVIEW

GETTING STARTED: Welcome and Opening Songs (*introduce unit and get kids moving with these songs*)

Welcome to Praise Factory: PFI: Praise Factory Investigators Theme Song *PFI ESV Songs 10, Track 1*

Rules to Help Us Worship God and Love One Another: WoGoLOA Classroom Rules Song
PFI ESV Songs 10, Track 2

Big Question Under Investigation: Big Question 10 Songs *PFI ESV Songs 10, Tracks 3,4*

Big Question Bible Verse: Ezekiel 36:26 Song: *PFI ESV Songs 10, Track 5*

Extra Bible Verse: Ezekiel 36:26, ESV Song: A New Heart PFI ESV Songs 10, Track 6

Extra Bible Verse: Ezekiel 36:26, ESV Song: Within You PFI ESV Songs 10, Track 7

Extra Bible Verse: Ezekiel 36:25-27, ESV Song: You Shall Be Clean PFI ESV Songs 10, Track 8

DIGGING DEEP DOWN: Key Concept and Story (*introduce the Bible Truth and tell the related story*)

Bible Truth 4: The Holy Spirit Builds God's Church

Bible Truth Hymn: The Church's One Foundation, v.1 *PFI ESV Songs 10, Track 25*

Extra Song: God's One Big Plan PFI ESV Songs 10, Track 26

Bible Verse: Acts 9:31

Bible Verse Song: The Church Was Strengthened *PFI ESV Songs 10, Track 27*

Extra Bible Verse Song: Behold, A Great Multitude Revelation 7:9-10 PFI ESV Songs 10, Track 28

Lesson 2 Story of the Saints: The Case of the Banana Leaf Carving

TAKING ACTION: Response Activities (*choose from among these activities*)

Snack and Discussion Planner: Indiana Farm Fruits and Vegetables

ACTS Prayer: Prayer Sheet

Bible Truth Review: Discussion Questions and Game: Storks

Bible Truth Hymn: The Church's One Foundation, v.1 *PFI ESV Songs 10, Track 25*

Song, Sign Language and Song Game: Sign It, Say It, What Does It Mean? **PFI ESV Songs 10 BOOK or ONLINE**

Bible Verse Review: Psalm 119:18,72,73: Discussion Sheet and Game: Protectors

Bible Verse Song: The Counsel of the Lord *PFI ESV Songs 10, Track 27*

Song, Sign Language and Song Game: Pass the Secret Sign **PFI ESV Songs 10 BOOK or ONLINE**

Story Review: Discussion Questions and Game: Windssock Wall Ball

Case Replay, Jr: Drama Activity for Youngest Children (children do same story actions together)

Case Replay, Sr: Drama Activity for Most Children (children re-tell story with individual parts)

Craft: John 3:16 from the Septik Iwam New Testament

VIPP (Very Important Prayer Person) Prayer Time: Coloring Sheets (back of book) & Game: Beanbag Toss In

TAKING IT HOME: Take Home Sheet for Review and Family Devotions

PFI Pronto: Bible Truth 4, Lesson 2 **PFI ESV Prontos 10 BOOK or ONLINE**

The Case of the Banana Leaf Carving by Connie Dever

Our story is called:

The Case of the Banana Leaf Carving.

As you listen to the story, see if you can figure out:

1. Who made the Banana Leaf Carvings? Where was she from? Where did she go to live?
2. For whom did she make the Banana Leaf Carvings? Why did she travel there to make the carvings for them?

This story doesn't take place in Bible times. It starts out in Indiana, in the United States, in the 1950's.

Sweat was something most farmer's daughters got used to in Valpariso, Indiana. Farming was hard work! Marilyn glanced behind her tractor to see that the plow was working properly. Good. The sharp, metal plates were making deep furrows in the dark soil. They would plant seeds in these furrows which would grow into the corn and wheat her family grew for a living.

But while Marilyn's body was hard at work making furrows for corn and wheat, her mind was thinking about a completely different "crop" that Jesus urged His followers to help with. "The hearts of people are like soil to God," Jesus had taught. "God's Word is the seed. When people hear it, the Holy Spirit works in their hearts and grows those little seeds of truth into a crop of people who love and obey God—God's Church. Look around you. There are so many people who are eager to hear about God, like a crop of wheat is ready to be harvested But there are so few people to tell others about Him, like farmers harvesting their corn and wheat. Ask God to send out more workers so that everyone will hear and all God's people be gathered together," He told them.

"There are so many people in far away places that have never heard about Jesus. Why don't I go and be one of those workers that Jesus said are needed?" Marilyn said to herself. "God is building His Church from people of every nation and language. I want tell others the Word of God so that the Holy Spirit will build God's Church among people who have not yet heard of Him," she decided. "I want to be a missionary."

Marilyn worked hard at school and took special classes to prepare her to work as a missionary. She learned how to make an alphabet and write down languages

longed to tell about Jesus wouldn't have a written down language and they would need one, if they were to read the Bible. She would have to write it down for them and teach them to read it. If people could read the Bible, the Holy Spirit would use it to build God's Church, Marilyn knew.

Finally it was time for Marilyn to go. She said goodbye to her family in Indiana and flew thousands of miles away to Hauna Village on an island in the South Pacific Ocean called Papua New Guinea--on the other side of the world! Up the Sepik River Marilyn and her teammate paddled in their dug-out canoe until they came to Hauna Village.

Nothing could have been more different from Indiana than Papua New Guinea! Indiana had four seasons: summer, spring, winter and autumn. Papua New Guinea had two: dry season and rainy season. And I mean really rainy season, with more than 25 feet of rainfall! People in Indiana lived in houses with running water and electricity. In Papua New Guinea, they only had huts for houses and streams for running water. Indiana was farm country with cows, pigs and fields. Papua New Guinea was jungly rain forest, home to beautiful tropical birds and...lots of giant crocodiles, snakes and large, biting insects! People in Indiana went to school and knew how to read and write. In Hauna Village, no one even knew what a school was or that spoken words could be written down.

Why would Marilyn want to go to a place like this? Didn't Indiana sound much more comfortable? Yes, it did. But Marilyn wasn't going to Hauna Village to be comfortable. She was going there because there was no one to tell these people about Jesus.

Yes, oh, how the Sepik Iwam needed to hear! They

Story-telling Tips

Ahead of time:

1. Read the Bible verses and story. Pray!
2. Create story cue cards on index cards (or highlight text).
3. Practice telling story dramatically, timing your presentation Shorten, if necessary to fit your allotted time.
4. Decorate area with story props that help bring your story alive.

During your presentation:

1. Maintain as much eye contact as possible as you tell the story. Point to/use props at important points in the story. Include the kids in your story with a few questions about what they think will happen or words/concepts that might be new to them.
2. Watch the kids for signs that their attention span has been reached. Shorten, if necessary.

worshiped the spirits of people in their family who had died long ago. They believed these spirits lived in everything—even in rocks and trees-- and had control over their lives. They depended upon men they called “witch doctors” to tell them how to keep the spirits happy so that they wouldn’t harm them. The people lived in fear of these spirit. How wonderful it would be to bring them the truth of God’s Word and free them to know the one, true God through Jesus! They needed to have the Bible in their own language. Then the Holy Spirit could work in their hearts, making them His people. This was part of God’s plan and He had called Marilyn to be a part of it.

Marilyn and her teammate soon made friends with one of the men in the village, a man named Nokiyen. They would point to anything they saw and Nokiyen would tell them their names in Sepik, his language. Then they would write down the sounds and add the words to their dictionary.

Slowly, Marilyn and her teammate began to learn the language. After six months of pointing to things and saying their names in Sepik, Nokiyen asked, “Every day you walk through the village, pointing and listening, what are you carving on that banana leaf with that thorn? (carving, banana leaf and thorn are their words for writing, paper and pen)”

“I’m carving your talk,” Marilyn told him.

“My talk? You mean the words that are coming out of my mouth, you’re carving on that banana leaf like the white man’s talk? I thought only white man’s talk could be written down?”

“No, Nokiyen, your talk can be written down, too. God created your talk,” Marilyn explained.

Marilyn and her teammate began to write the Bible into the Sepik and read it first to Nokiyen. Like little seeds sprouting in the good soil, the Holy Spirit used the words of the Bible to grow faith in Jesus in Nokiyen’s heart. God, through the Holy Spirit, was building His Church in Hauna Village, Papua New Guinea!

Soon, many in Hauna village became Christians. They built a school to teach everyone how to read and write. They wanted all to be able to read the Bible themselves. They built a little church building so that they could meet together and praise God. How happy Marilyn was

to see how God was building His Church!

But there was much more work to do! Now the Sepik Iwam people knew about Jesus and had a Bible in their own language, but there were 100’s of other tribes in Papua New Guinea. They needed someone to learn each of their languages and write down the Bible for them. They needed to hear about Jesus.

One day a canoe load of fifteen people from a faraway village came to Hauna Village for some of Marilyn’s “white man’s” medicine. They watched all two hundred of the villagers go to school to learn to read and write! They went to church and heard the people joyfully singing to God and the pastors teaching them about Jesus, in their own language!

“Marilyn, do you think you could come to our village and put our talk on the banana leaf so that we might know about God, too?” the visitors asked. “Please will you come and teach us in our language about Jesus?”

But Marilyn sadly said, “I’m sorry, but I cannot come right now. I have to finish my work here first. But I will visit your village as soon as I can.”

A few weeks later, Marilyn kept her promise. She, her teammate, and some of the villagers made the four-day canoe trip up the river to the man’s village. Their friend greeted them excitedly. As they walked around, the little village of huts seemed much like other villages they had seen, except for a strange new building that stood in the very center.

“My friend,” Marilyn asked the man, “what is that building there in the center of the village?”

He said, “Oh, that is God’s house. That’s our church building.”

“Your church building? Who build it for you?”

“No one did. We built it ourselves.”

“Did you find someone to come to tell you about Jesus in your language so that you can learn about Him?” Marilyn asked.

“No, there is no one,” the man sadly said.

“Then what is that building for?” Marilyn wondered.

“We saw the little church building in your village and our people decided to build one, too,” the man explained. “Now we’re waiting for someone to come and tell us about God in our talk—in our language.”

Even in that little village, seeds had been planted in

the hearts of people. They were waiting for someone to teach them the Bible and tell them about Jesus. Waiting for the Holy Spirit to grow the tiny seeds of truth they had heard and make them into people who loved God—part of God’s Church.

Has someone gone to that village yet, to put their talk on the banana leaf so that they might know God? I do not know. But one thing I do know is that God, through His Holy Spirit, is building His Church, from people from every tribe and language. In heaven when all God’s people are gathered together, there will be people from every tribe and language standing before God’s throne, even people from that little village that Marilyn visited. That is the unfailing plan of God.

Cracking the Case:

It’s time to answer our Case Questions.

1. Who made the Banana Leaf Carvings? Where was she from? Where did she go to live?

Marilyn Laszlo. She was from Indiana and she went to Papua New Guinea, on the other side of the world.

2. For whom did she make the Banana Leaf Carvings? Why did she travel there to make the carvings for them? The Sepik Iwam people who spoke their language. Because she was part of God’s plan to bring the good news of Jesus to this people group so they would be part of His Church, too.

Something for You and Me

Our Bible Truth is:

The Holy Spirit Builds God’s Church

Our Bible Verse is: Acts 9:31

“[The church] was strengthened; and encouraged by the Holy Spirit, it grew in numbers, living in the fear of the Lord.”

But, what about you and me? Could there be a calling for us like there was for Marilyn Laszlo? Could God be calling us to help build His Church by telling others about Him: others who live next door to us or go to school with us; or even others like the people in that little village who built a church building and were waiting for someone to come and tell them about Jesus? If we are Christians—those who have turned from our sins and have trusted in Jesus as our own Savior—God does have a part for us to play in building His Church.

The Harvest of God’s Church is not complete. He still calls for more workers! He wants us to tell about Him so that the Holy Spirit can work in their hearts and bring them to be part of God’s Church, His people.

Let’s praise this God who through His Holy Spirit is building His Church of people from every tribe and language. Let’s ask Him to send out more of His people to help build His Church by spreading the good news about Jesus. Let’s ask Him to work in our hearts, help us to turn from our sins and trust in Jesus as our own Savior. Let’s ask Him to send the Holy Spirit to work in our hearts and to use even us to help build His Church, by telling others about Him.

Close in prayer.

Closing ACTS Prayer

A God, we praise You for being the Great Builder of the Church, Your people, from every tribe and nation, even tiny tribes in faraway places like Papua New Guinea.

C God, we confess that many times we are not like the people of the neighboring tribe who were so hungry to worship You and hear Your Word that they built a church building, even before someone came to tell them. Many times we are lazy and do not care to think about You or read Your Word, the Bible.

T God, we thank You for the great work You chose to do through C.T. Studd. Thank You for the many other missionaries who have gone out after seeing his example.

S God, work in our hearts. Help us to turn away from our sins and trust Jesus as our own Savior. Send Your Holy Spirit to work in our hearts that we might know and love You. Keep strengthening Your people to go out and tell all the peoples of the world about Jesus that they might be saved.

Special Words:

Linguistics: The study of languages, including how to write down a spoken language as a written language.

Papua New Guinea: A large island in the South Pacific where there are many tribes that still live very simple lives and still need the Bible translated into their own language. There are believed to be 848 languages on this island!

ACTS PRAYER ACTIVITY

Use this sheet to write down your ACTS Prayer

Instructions:

Use this sheet to help the children apply the Bible Truth into a prayer. You can use the ACTS provided or even better, have the kids think of their own applications. Also have the children add their personal requests to the prayer, too. Lead the children in the prayer or let them pray sections, with your help. Never force a child to pray! Non-readers can participate by you whispering a section of the prayer into their ear and allowing them to pray it aloud for the group.

ADORATION:

God, we praise You for being the Builder of Your Church by Your Holy Spirit.

God, we praise You for being.....

Add your own Adorations:

CONFESSION:

God, we confess that we are all sinners who need You to give us faith to believe in Jesus. We need Your Holy Spirit to work in our hearts. We need Jesus to be our Savior!

God, we have sinned against You....

Add your own Confessions:

THANKSGIVING:

Thank You, God for calling people from every tribe, nation, and language to be Your people, the Church.

God, we thank You for...

Add your own Thanksgivings:

SUPPLICATION:

God, work in our hearts, that we might turn away from our sins and trust in Jesus as our Savior. Send the Holy Spirit to live in our hearts that we might know and love You. and love Him. Build Your Church, in us and in people, all over the world!

God, we need Your help...

Add your own Supplication:

SNEAKY SNACK

Can you figure out how this snack relates to the story?

Snack: Indiana Farm Fruits and Vegetables

Any harvested fruit or vegetables (like what Marilyn would have harvested in Indiana)

This is only a suggestion. Feel free to modify. Be mindful of allergy issues among your children!

Case Tie-in: As Marilyn helped with growing and harvesting the crops on her family's farm in Indiana, she started thinking about wanting to be a part of bringing in God's "Harvest." She wanted to take the good news of Jesus to people in a faraway place that they might be saved and become part of God's people, too. She did this when she went to Papua New Guinea.

SOUL FOOD

Food for thought during snack time

1. What does the snack have to do with the story?

Choose a few questions from the other activity discussion sheets to talk about during this snack time.

2.

3.

4.

5.

6.

7.

Directions: Read and discuss Bible Truth, using a FEW of the questions. Play game. Feel free to modify the game to fit your children.

The Holy Spirit Builds God's Church

Many people think that a church is a building, but it's not. Church is the name for all of God's people.

God's Church is built by the Holy Spirit, one person at a time. The Holy Spirit works in the hearts of people, giving them the gift of faith as they hear God's Word, the Bible. The Holy Spirit helps them believe God's Word, turn away from their sins, and trust in Jesus as their Savior.

God has always planned for the Holy Spirit to bring people from everywhere in the whole world to be part of His people, the Church. The Bible tells us that the Church will be made up of people from every single people group and language in the world.

Every week, groups of God's people meet together to worship God in gatherings all over the world. This is what we call going to church. But in heaven, the whole Church--all of God's people, from everywhere and every time--will gather together to worship God forever. What a gathering that will be! The Bible tells us that it will be so many people that we won't even be able to count them.

We can be part of God's Church--God's people--too, when we turn from our sins and trust in Jesus as our Savior.

Understanding the Bible Truth

1. Is a church a building? No.
2. What is a church? *The name for God's people.*
3. Who builds God's Church? *The Holy Spirit, as He works in the hearts of people and gives them the gift of faith.*
4. Faith comes from hearing what? *God's Word, the Bible.*
5. How does the Holy Spirit work inside someone's heart when they hear God's Word? *He helps him to believe what he hears, confess and turn away from his sins and trust in Jesus as his Savior.*
6. What did God always plan for the Holy Spirit to do? *God has always planned for the Holy Spirit to bring people from everywhere in the whole world to be part of His people, His Church.*
7. What do groups of God's people meet together to do each week? *They gather together to worship God.*
8. What do we mean we say that we are going to church? *That we are going to gather together with some of God's people to worship Him.*
9. Where will the whole of God's Church gather for the first time? *In heaven.*
10. People from when and where will be part of God's Church? *In heaven, the whole Church, all the people of God, from everywhere and every time, will gather together to worship Him forever and ever.*
11. How many people will there be gathered together as God's people before God? *So many people that they can't be counted.*
12. How can we become part of God's Church--His dearly loved people? *By turning away from our sins and trusting in Jesus as our Savior.*

Bible Verse Connection Question

1. What does our Bible Truth have to do with our **Bible Verse: Acts 9:31**: "[The church] was strengthened; and encouraged by the Holy Spirit, it grew in numbers, living in the fear of the Lord.?"
The Church, God's people, grows in numbers as the Holy Spirit works in the hearts of people to turn them away from sinning and to trust in Jesus as their own Savior. He fills their hearts and encourages them by helping them to understand God's Word and giving them strength to obey it. He helps them want to live in the fear of the Lord: to want to live lives that please God.

Bible Truth Story Connection Questions

1. Why did Marilyn want to learn and write down the language of the Sepik Iwam people?

So that they could have the Bible in their own language and come to faith in Jesus.

2. How did the Holy Spirit use Marilyn's work to build God's Church?

Marilyn learned the Sepik language and taught them the Bible and about Jesus. The Holy Spirit worked in the hearts of the people who heard and gave them the gift of faith to believe.

Life Application Questions

1. How does God use His people to build His Church? *He uses them tell others what God's Word says and to tell them the good news about salvation through Jesus, so they might come to be part of God's people, too.*

2. Why should God's people think about being missionaries to people who have never heard about Jesus? *Because Jesus commands them to; and, because the Holy Spirit might use them to be the first to tell a new people about Him!*

3. How can we become God's people? *By turning away from our sins and trusting Jesus as our Savior.*

ACTS Questions

1. What is something we can praise God for because of this Bible Truth?

Praise God for giving the Holy Spirit to His people so they will believe.

2. What are sins we can confess to God because of this Bible Truth?

Confess that we do not pray enough for God to send the Holy Spirit into the hearts of our friends and family.

3. What is something we can thank God for because of this Bible Truth?

Thank God for calling people from every tribe, nation, and language to be His people.

4. What is something we can ask God for because of this Bible Truth?

Ask God to send out more of His people to every part of the world so all might hear about Jesus.

The Gospel

1. What is the good news of Jesus that the Holy Spirit helps people believe? What is the gospel?

God is the good Creator and King of the world. He made people to worship Him and live by His good laws. But we are all sinners who have rebelled against Him. We all deserve death--God's just, eternal punishment for our sins. How terrible! But God has good news for us. In His great mercy, God sent His Son Jesus to earth to save sinners. Yes, Jesus, the perfect Son of God, left His home in heaven and became a man. He lived the perfect life that pleases God. (He's the only one who has ever done that!) He offered it up to God His Father as the perfect sacrifice for sins when He suffered and died on the cross. Then, on the third day, Jesus rose from the dead in victory. He had fully paid for the sins of God's people, so they wouldn't have to! Now all who turn away from their sins and trust in Jesus as their Savior will receive forgiveness of sins and eternal life with God. They will be His very own special people who will know Him and enjoy Him forever. We can be God's people, too, if we turn from our sins and trust in Jesus as our own Savior.

Game: Storks

Materials

Three large, but soft balls

Tape

Bible Truth Questions

Preparing the Game

1. Choose 20+ questions for your game from the Bible Truth Discussion Questions, or make up your own.
2. Write the Bible Truth questions on small thin strips of paper (or make a photocopy of the Bible Truth Discussion Questions and simply cut them into strips) and put them in the bag/bowl.

Playing the Game

Divide the children into two teams, each on opposite sides of the room, facing each other. One team is "The Hunters". The other team is "The Storks." The hunters have three balls and they are to stand about twenty feet away from the storks, who are lined up, similarly to ten bowling pins. Storks are to balance on one leg without leaning on anything. They can switch from leg to leg, but must not stand on both at the same time. Read a question to the hunters. If they get it right, then one of the hunters gets three chances (3 balls) to roll the ball at the storks FAIRLY GENTLY and try to get them to put their other foot down. The Hunters score as many points as storks who lost their balance and put their foot down. Sides get switched when all the Hunters have had a turn: or, when they have been stumped by a question.

Game continues as number of questions, time, and attention span allow.

Non-competitive Option

Set a target number of points for the whole group. Challenge the children to see how many turns it takes score the target number of points. Once the target has been reached, start the game over and see how many turns it takes to reach the target the second time.

Optional TAKING IT TO OTHERS Activity: Quiz Questions

Have the children choose a few of the questions from the game to ask the parents/other children during TAKING IT TO OTHERS time. Help pre-readers by whispering the question in their ear and letting them ask it aloud to the parents/other children. Make sure you read the Bible verse aloud before you ask your questions.

Directions:

1. Write words to song in large print before class.
2. Play the song for the children, helping them follow along on the song sheet.
3. Discuss the song, using a few questions from the discussion sheet. *Don't use them all!*
4. Introduce sign language for key words of your choice from sign language sheet for your song. Use as few or as many as you think the children can learn.
5. Sing and sign the song. Sign language as well as large format lyrics and sheet music are found in the PFI Unit Songbook or online.
6. If desired, play the Song Game.

Optional TAKING IT TO OTHERS Activity: Presenting and Singing the Song

1. Sing and sign the song, encouraging the watching children/parents to join in.
2. Ask the class some of the questions listed below. The Bible Truth Connection Question is particularly good to help them understand how the song ties in with the Bible Truth.

The Church's One Foundation

Listen to it on PFI ESV Songs 10, Track 25

Verse 1

The Church's one foundation
 Is Jesus Christ her Lord;
 She is His new creation,
 By Spirit and the Word:
 From heav'n He came and sought her
 To be His holy bride,
 With His own blood He bought her,
 And for her life He died.

Understanding the Song

1. What is the church? Is it a building? *No. A local church is a group of Christians who gather together. The building is a church building. But the church this hymn is talking about is The Church, meaning all Christians in all places and in all times.*
2. What is a "foundation"? *Something that supports everything else. Builders lay a foundation of solid concrete before they build a house so that it won't fall down.*
3. Who is the Church's foundation? Why? *Jesus Christ is the Church's foundation because He is the only one who could save His people. Without Him, no one could ever be forgiven their sins and come to know God.*
4. Who is the "she" talking about? *The Church. In the Bible, God's people are called the Church, the Bride of Christ (a "she" image), the people He loves and cares for forever.*
5. Why is the Church called Jesus' new creation? How does He do that? *Jesus shed His blood on the cross (bought them with His blood) that His people might be saved. When they believe in Him, He sends the Holy Spirit to live in His people. The Holy Spirit comes into their hearts, cleansing them and making them like new—or new creations. But the Holy Spirit keeps working in their hearts, changing them so that they love God and live lives pleasing to Him, more and more.*

Bible Truth Connection Question

1. How does this song relate to our **Bible Truth: The Holy Spirit Builds God's Church?**

Church is the Bible word for all of God's people. Jesus Christ is the Church's foundation because He is the only one who could save His people. Without Him, no one could ever be forgiven their sins and come to know God. He bought all of God's people by paying for their sins with His own blood when He died on the cross. The Holy Spirit works in each of God's people, helping them turn from their sins and trust in Jesus as their Savior when they hear God's Word.. He gives them a new heart that knows and loves God and want to serve Him. One day the whole Church will be together with Jesus. The Church will be like His bride whom He loves and delights in forever. And how the Church will love Jesus! Like a bride loves her new husband, but far, far more!

Story Connection Question

1. How does this song relate to today's story? *Marilyn Laszlo helped bring the Word of God to the Sepik Iwam people so that they might hear about Jesus. She prayed that they would hear the Word of God and the Holy Spirit would work in their hearts. God answered her prayers and many became part of God's people, the Church. One day, these people would join the rest of God's people in heaven as part of the beautiful bride of Jesus.*

Life Application Questions

1. How does God use His people to build His Church? *He uses them to tell others what God's Word says and to tell them the good news about salvation through Jesus, so they might come to be part of God's people, too.*
2. Why should God's people think about being missionaries to people who have never heard about Jesus? *Because Jesus commands them to; and, because the Holy Spirit might use them to be the first to tell a new people about Him!*
3. How can we become God's people? *By turning away from our sins and trusting Jesus as our Savior.*

Bible Connection Question

1. What does this hymn have to do with our **Bible Verse: Acts 9:31**; "[The church] was strengthened; and encouraged by the Holy Spirit, it grew in numbers, living in the fear of the Lord."?
The Church belongs to Jesus. He saved them by dying on the cross for their sins. The Church grows in numbers as the Holy Spirit works in the hearts of people to turn them away from sinning and to trust in Jesus as their own Savior. He fills their hearts and encourages them by helping them to understand God's Word and giving them strength to obey it. This is how He helps them live in the fear of the Lord--that is, to want to live lives that please God. This is how He prepares them for the day that they will forever be with Him, as His dearly loved bride.

ACTS Questions

1. What is something we can praise God for from this hymn?
Praise God for being the Purchaser of the Church, His people.
2. What are sins we can confess to God from this hymn?
That many times we do not appreciate God's great love shown to His sinful people by sending Jesus to die and save them with His own blood.
3. What is something we can thank God for from this hymn?
We can thank God for choosing to save His people. They would never have chosen Him on their own. They would have never been saved and made into new creations with Him.
4. What is something we can ask God for from this hymn?
That God would work in our hearts that we confess our sins, might turn from our sins and trust Jesus as our Savior. We can ask Him to make us new creations through His Holy Spirit.

Gospel Question

1. Why did God's people need saving? What have all people done? What is the gospel?
God is the good Creator and King of the world. He made people to worship Him and live by His good laws. But we are all sinners who've rebelled against Him. We all deserve death--God's just, eternal punishment for our sins. How terrible! But God has good news for us. In His great mercy, God sent His Son, Jesus to earth as a man to save sinners. He lived the perfect life that pleases God. (He's the only one who's ever done that!) He offered it up to God His Father as the perfect sacrifice for sins when He suffered and died on the cross. Then, on the third day, Jesus rose from the dead in victory. He had fully paid for the sins of God's people, so they wouldn't have to! Now all who turn away from their sins and trust in Jesus as their Savior will receive forgiveness of sins and eternal life with God. They will be His very own special people who will know Him and enjoy Him forever. We can be God's people, too, if we turn from our sins and trust in Jesus as our own Savior.

Song Game: Sign It, Say It, What Does It Mean?

Materials

Sign Language signs used in song, particularly choose words with important meanings you want the children to learn, such as “grace”, “redeem”, etc.

Bag or bowl

Preparing the Game

1. Cut out signs and put in bowl.

Playing the Game

1. Practice the song and signs until the children know them well. Then put all the signs we’ve learned in this bag/ bowl and mix them up.
2. Ask one of the children to choose a sign, but not show it to anyone...but you, if they need some help.
3. Ask the child to do the sign for the rest of the children and see if the other children can guess which one it is. Do the sign with the child, if desired.
4. When the children guess the sign, ask them the meaning of the word. If no one guesses the sign, put it back in the bowl to be picked again.
5. Choose another child to pick a new sign from the bag and continue.

NOTE: You might want to sing the song after you do each word or couple of words.

Game continues as number of questions, time, and attention span allow.

choose a FEW questions for discussion, then choose the game and/or music activity

Meditation Version: Acts 9:31

"[The church] was strengthened; and encouraged by the Holy Spirit, it grew in numbers, living in the fear of the Lord."

Understanding the Bible Verse

1. What was strengthened? *The church.*
2. What church is being strengthened in this verse? *It was a gathering of Christians in a particular city.*
3. What does it mean for a church to be strengthened? *Not that everyone has bigger muscles and can lift heavy things, but that their faith in God is growing stronger, they understand more of God and His Word; they are loving and knowing God more; they are becoming more obedient to His good ways; and more lovingly towards each other.*
4. Who was encouraging this church? *The Holy Spirit.*
5. How does the Holy Spirit encourage a church? *He is at work in the hearts of believers, helping them to keep saying "no" to sin; helping them to better understand God's Word; growing their faith in God; helping them become more loving and knowing God better; helping them become more obedient to God's good ways; and helping them to act more lovingly towards each other. He gives them wisdom and courage to live God's way, even when it is very hard.*
6. Why did the church grow in numbers? *Because it was being encouraged by the Holy Spirit.*
7. How were people in the church living? *In the fear of the Lord.*
8. What does it mean to live in the fear of the Lord? *It means to live to please God, in your heart, with your words and with all your life.*
9. What is the difference between "church" and "Church"? *Church with a little "c" means a particular gathering of a group of believers, such as our own church. Church with a capital "C" means all of God's people, everywhere, from all time.*
10. If the Holy Spirit is strengthening a local "church", like in this verse, how is that also strengthening the "Church"—God's people from everywhere, all the time? *Because the Church is made up of churches while we are here on earth. To encourage and grow each little church adds up to encouraging and growing all of the Church. It won't be until heaven that the Church—all of God's people—will gather together.*

Bible Truth Connection Question

1. What does this verse have to do with the **Bible Truth: The Holy Spirit Builds God's Church?** *The Church, God's people, grows in numbers as the Holy Spirit works in the hearts of people to turn them away from sinning and to trust in Jesus as their own Savior. He fills their hearts and encourages them by helping them to understand God's Word and giving them strength to obey it. He helps them want to live in the fear of the Lord: to want to live lives that please God.*

Story Connection Question

1. How does this verse relate to our story? *As the Ipek Iwam people heard the Bible, the Holy Spirit worked in their hearts to turn away from their sins and trust in Jesus as their Savior. He filled the hearts of the new believers and encouraged them by helping them know and live out the truth of God's Word. The little church grew in numbers as more and more were saved. The Holy Spirit kept on working in their hearts, helping them want to "fear the Lord", that is, to live lives that please Him.*

Life Application Questions

1. How does God want us to live? *In the fear of the Lord.*
2. What is the first step in fearing the Lord? *Turning away from your sins and trusting in Jesus as your Savior.*
3. Who will God send to work in our hearts to encourage us and to help us live in the fear of Him, if we turn from our sins and trust Jesus as our own Savior? *The Holy Spirit.*

ACTS Questions

1. What is something we can praise God for from this Bible verse?

Praise God for being the Giver of a Helper to live inside Your people forever.

2. What are sins we can confess to God from this Bible verse?

That many times we want to do things on our own. We don't want a Helper, even though we need Him if we are to live for God. We need a Savior! We need the Holy Spirit!

3. What is something we can thank God for from this Bible verse?

We can thank God for sending the Holy Spirit to be His people's Helper. We can thank God for not having His people live life on their own. We thank Him for giving Him to them always to be with them, to live inside them...forever!

4. What is something we can ask God for from this Bible verse?

We can ask God to work in our hearts that we would want to turn away from disobeying Him and trust in this wonderful Jesus as our own Savior. We can ask Him to give us His Holy Spirit to live in our hearts so that we can know Him and He can help us to know God and His truth, and live for Him.

The Gospel

1. What must we do if we want to know God and be filled with His Holy Spirit? What is the gospel?

God is the good Creator and King of the world. He made people to worship Him and live by His good laws. But we are all sinners who have rebelled against Him. We all deserve death--God's just, eternal punishment for our sins. How terrible! But God has good news for us. In His great mercy, God sent His Son Jesus to earth to save sinners. Yes, Jesus, the perfect Son of God, left His home in heaven and became a man. He lived the perfect life that pleases God. (He's the only one who has ever done that!) He offered it up to God His Father as the perfect sacrifice for sins when He suffered and died on the cross. Then, on the third day, Jesus rose from the dead in victory. He had fully paid for the sins of God's people, so they wouldn't have to! Now all who turn away from their sins and trust in Jesus as their Savior will receive forgiveness of sins and eternal life with God. They will be His very own special people who will know Him and enjoy Him forever. We can be God's people, too, if we turn from our sins and trust in Jesus as our own Savior.

Game: Duck, Duck, Goose

Materials

Bible verse written up in large print so that all can see

Preparing the Game

None.

Learning the Verse

Some or all of your children may be non- or early readers. Teach the verse in sections, having them say it after you. Repeat a few times. Add clapping or other movement as they say it.

Directions

1. If desired, lead the children in a discussion of a **FEW** of the most important questions before beginning game.
2. Explain the game to them as follows:

Have the children sit in a circle, cross-legged on the floor. Choose a child to be "it". "It" will walk around behind the seated children, tapping each one on the head, the whole group recites the verse, saying one word for each head tap. The child whose head is the last one to be tapped must get up and chase "It", hoping to tag "It" before "It" can get around the circle and sit down in the open spot in the circle. If the child does tag "It" then he may take his place in the circle. If not, then the new child is "It." Repeat as frequently as desired.

Game continues until all children are out; or, as time and attention span allow.

Optional TAKING IT TO OTHERS Activity: Quiz Questions

Have the children choose a few of the questions from the game to ask the parents/other children during TAKING IT TO OTHERS time. Help pre-readers by whispering the question in their ear and letting them ask it aloud to the parents/other children. Make sure you read the Bible verse aloud before you ask your questions.

Directions:

1. Write words to song in large print before class.
2. Play the song for the children, helping them follow along on the song sheet.
3. Discuss the song, using a few questions from the discussion sheet. *Don't use them all!*
4. Introduce sign language for key words of your choice from sign language sheet for your song. Use as few or as many as you think the children can learn.
5. Sing and sign the song. Sign language as well as large format lyrics and sheet music are found in the PFI Unit Songbook or online.
6. If desired, play the Song Game.

Optional TAKING IT TO OTHERS Activity: Presenting and Singing the Song

1. Sing and sign the song, encouraging the watching children/parents to join in.
2. Ask the class some of the questions listed below. The Bible Truth Connection Question is particularly good to help them understand how the song ties in with the Bible Truth.

The Church Was Strengthened

Listen to it on PFI ESV Songs 10, Track 27

The church was strengthened,
and encouraged,
By the Holy Spirit,
by the Holy Spirit,
It grew in numbers,
it grew in numbers,
Living in the fear of, the fear of the Lord.
Acts Nine, thirty-one.

Song Game: Pass the Secret Sign

Materials

Sign Language signs used in song, particularly choose words with important meanings you want the children to learn, such as "grace", "redeem", etc.

Bag or bowl

Blindfold

Preparing the Game

1. Cut out signs and put in bowl.

Playing the Game

1. Practice the song and signs until the children know them well.
2. Have all the children stand in a tight circle, except one, "It," who will stand in the middle of the circle, blindfolded.
3. Have the children in the circle to put their hands behind their backs. Choose a sign from the bag and hand to a child in the circle, still keeping hands behind their backs, not looking at the sign.
4. When "It" says "Pass the Secret Sign", the children will begin to pass the sign around behind their backs.
5. When "It" says "Stop the Passing!" the child who has the sign freezes with the sign behind his back.
6. The child with the sign brings it around and looks at it. You can help the child practice the sign.
7. Then take the blindfold off of "It", watch the child with the card do the sign, then have "It" guess the name of the sign. (If desired, "It" can ask another child in the circle for help with their guess.)
8. The holder of the sign then becomes "It." Sing the song with all the signs, then repeat.

Directions: Read and discuss Bible Truth, using a FEW of the questions. Play game. Feel free to modify the game to fit your children.

General Story Questions

1. What was Marilyn doing when she first felt called to be a missionary? *She was plowing a field in Indiana.*
2. What kind of "harvest" was she thinking about?
God bringing people to know Him after the Word of God had been "sown" in their hearts.
3. What did Marilyn learn to do in school and why? *How to write down languages that had never been written down so that she could one day write down the Bible in a new language.*
4. Where did Marilyn go to tell people about Jesus? *She went to Papua New Guinea, to the Hauna village.*
5. What was the name of the people she went to tell about Jesus? *The Ipsek Iwam people.*
6. How did Nokiyam help Marilyn? *He told her the names of things as she pointed to them so that she could learn their language and write it down for them.*
7. How did Marilyn learn to speak Sepik? *One word at a time, through the Ipsek Iwam people, especially Nokiyam.*
8. What did Marilyn want to write in Sepik for the people? *The Bible.*
9. What did Nokiyam do when he heard about Jesus? *He became a Christian, as the Holy Spirit worked in his heart, helping him to turn from his sins and trust in Jesus as his own Savior.*
10. What were the words for paper and pen? *Banana leaf and thorn.*
11. Why was Nokiyam surprised to hear that Marilyn was writing down their language? *He thought that only the "white man's" language could be written down.*
12. What did many other Sepik Iwam's do when they heard about Jesus? *They wanted to become Christians, too.*
13. What two buildings did they build? *A school and a church building.*
14. What did the men from the other village think when they came to visit Huana Village? *They were curious. They had never seen anything like this before, as the 200 villagers gathered to worship God.*
15. What did the men from the other village want Marilyn to do?
They wanted her to come and teach them about Jesus.
16. Why couldn't Marilyn go to the other village and what did she promise them? *She had to finish her work in Hauna, but she would come as soon as she could for a visit.*
17. What unusual thing did Marilyn see when she went to the other village? *They had already built a church building to prepare for the day when someone would come to tell them about Jesus.*
18. How did the Lord use Marilyn to build His Church? *She translated their language into a written language and taught them how to read so they could learn the Bible for themselves. As they heard the Bible in their own language, the Holy Spirit worked in their hearts.*

Bible Truth Connection Questions

1. What does this story have to do with our Bible Truth? *The Holy Spirit built God's Church, by working in the hearts of the Sepik Iwam people and the men from the other village when they heard about Jesus.*

Bible Verse Connection Question

1. What does the story have to do with our Bible Verse: **Acts 9:31:** "[The church] was strengthened; and encouraged by the Holy Spirit, it grew in numbers, living in the fear of the Lord."?
As the Ipsek Iwam people heard the Bible, the Holy Spirit worked in their hearts to turn away from their sins and trust in Jesus as their Savior. He filled the hearts of the new believers and encouraged them by helping them know and live out the truth of God's Word. The little church grew in numbers as more and more were saved. The Holy Spirit kept on working in their hearts, helping them want to "fear the Lord", that is, to live lives that please Him.

Life Application Questions

1. How do we become part of God's Church? *Confess our sins to God and trust in Jesus as our own Savior.*
2. What would be hard for you to leave behind if you went to a faraway place to tell others about Jesus?
3. Do you know anyone from our church who has gone out to tell others about Jesus?

ACTS Questions

1. What is something we can praise God for being that we learned in our story?

Praise God for being the Great Builder of the Church, His people, from every tribe and nation, even tiny tribes in faraway places like Papua New Guinea.

2. What is something we can confess as sin that we learned in our story?

Confess that many times we are not like the people of the neighboring tribe who were so hungry to worship God and hear His Word that they built a church building, even before someone came to tell them. Many times we are lazy and do not care to think about God or read His Word, the Bible.

3. What is something we can thank God for that we learned in our story?

We can thank God for the work He has done through Marilyn Laszlo and by the Holy Spirit and His Word, in Papua New Guinea.

4. What is something we can ask God for that we learned in our story?

We can ask God to work in our hearts, helping us to turn away from our sins and trust Jesus as our own Savior. We can ask Him to send the Holy Spirit to work in our hearts that we might know and love Him. We can ask Him to keep strengthening His people to go out and tell all peoples about Him that they might be saved.

The Gospel

1. What was the message that Marilyn wanted the Ipsek Iwam to know? What is the gospel?

God is the good Creator and King of the world. He made people to worship Him and live by His good laws. But we are all sinners who have rebelled against Him. We all deserve death--God's just, eternal punishment for our sins. How terrible! But God has good news for us. In His great mercy, God sent His Son Jesus to earth to save sinners. Yes, Jesus, the perfect Son of God, left His home in heaven and became a man. He lived the perfect life that pleases God. (He's the only one who has ever done that!) He offered it up to God His Father as the perfect sacrifice for sins when He suffered and died on the cross. Then, on the third day, Jesus rose from the dead in victory. He had fully paid for the sins of God's people, so they wouldn't have to! Now all who turn away from their sins and trust in Jesus as their Savior will receive forgiveness of sins and eternal life with God. They will be His very own special people who will know Him and enjoy Him forever. We can be God's people, too, if we turn from our sins and trust in Jesus as our own Savior.

Game: Windsock Wall Ball

Materials

Small ball such as a tennis ball, Nerf or foam ball
 The bottom half of a pantyhose leg
 16 sheets of variously colored construction paper
 Paper and marker
 Masking Tape
 Story Review Questions or other story review questions

Preparing the Game

1. Choose 20+ questions for your game from the Story Review Discussion Questions, or make up your own.
2. Make a windsock ball by placing the ball in the pantyhose leg and tying a knot right above the ball.
3. Choose three different point values for questions and write each value on three sheets of the construction paper. On the last four sheets draw a question mark shape. Tape these sheets of paper to the wall (or on the floor, if no wall is available) in the shape of a square, mixing up all of the point values. Make a shooting line with the masking tape.

Playing the Game

Divide the children into two teams and have them line up at the throw line. Ask a child from Team A to come up to the throw line. Hand him the windsock ball and let him throw it at the point cards on the wall. If he hits a point value, then the leader reads a Story Review question to his team. If they answer it correctly, they get the points. If not, then Team B can get the points for a correct answer. If he hits a star instead of a point value, then Team B gets to think up a question to ask Team A. If Team A gets it right, then they get double the highest point value on the board. If Team B stumps them—and can answer the question, themselves—then THEY get the double point value.

Play then resumes as the first player for Team B throws the windsock ball. Read him one of the statements and ask him to give his answer: true, false, not in the story by throwing the ball into the basket with the right answer card on it. If correct, then he scores 2 points for his team. If incorrect or accidentally goes into the wrong basket, the statement is read to the first person in line for the other team. If he tosses the ball into the right basket, then he scores one point for his team.

Play continues until everyone gets a chance to toss the windsock ball, as Story Review questions last; or, as time and attention span allow.

Non-competitive Option

Don't split into teams. Have the children take turns throwing the ball and answering the questions together. Tally up the points as a group number.

Optional TAKING IT TO OTHERS Activity: Quiz Questions

Have the children choose a few of the questions from the game to ask the parents/other children during TAKING IT TO OTHERS time. Help pre-readers by whispering the question in their ear and letting them ask it aloud to the parents/other children.

CASE REPLAY ACTIVITIES**P.1**

Use this guide to review the Case Story and act it out for others to enjoy!

CASE REPLAY, JR: YOUNGEST CHILDREN

Description: The children will act out the story together, everyone doing the same action/sound effect at the same time. This activity is most suitable for kindergarteners.

Materials

The Case RePlay, Jr. script for younger children

Preparation

1. Read through the script and write in the blanks along the side possible actions/sound effects the children could do to act it out.

Instructions

1. Tell the children that they will be re-enacting the story together as you tell it.
2. As you read the script, lead the children in actions/sound effects to do with you.
3. If desired, you can read the script and stop at certain sentences and ask them what a good action/sound effect would be to act out what you just read.
4. Repeat the re-enactment one or two times more.

CASE REPLAY, SR: OLDER CHILDREN

Description: The children act out the story as a three-scene play. You will narrate it using the Case RePlay, Sr. script and they will act it out (no spoken words, for the most part), with each child assuming a different character's role. This activity is most suitable for first grade and up. You will review the story, then practice it a few times before performing it for others.

Materials

The Case RePlay, Sr. script
White board or other large format paper
Costumes and props

Preparation

1. Prepare for the play by choosing costumes and props for each character in the story. Decorate the area with any scenery props.
2. Write the words "Beginning," "Middle," "End" on a large piece of paper/whiteboard with plenty of space under each heading. You will use this paper to help the children think about the story as a three-scene play, as it is presented in the script.

Instructions

1. Tell the children that they will get to act out the story as a three-scene play, with a beginning, middle and end section. Tell them that before they can act it out, they need to think it out. as you narrate it with your script.
2. Take the children's answers as they recount the story, helping them put key incidents in the right order.
3. If desired, when they have filled in their Beginning, Middle, End, read through your whole (real) script, so they hear exactly what you will have them act out.
4. Then tell the children that it's time to practice acting out the story.
5. Assign parts to each child. If you are using costumes, do NOT give them out at this point. They will be a distraction.
6. Have all the children sit on the floor or in chairs on one side of the "stage," then call the characters up in place as their part in the story comes.
7. As you read the script, guide the children in where you want them to move or do to act it out.
8. After going through the whole script once, give out any costumes and props and act out the script once or twice more.

Optional TAKING IT TO OTHERS Activity: Re-enacting the Story

Read the script as the children act out together (younger) or assuming different roles (older) as the other children or the parents watch.

CASE REPLAY, JR--YOUNGER KIDS (KINDERGARTEN) P.2

Welcome to our play! The name of our story is: The Case of the Banana Leaf Carving.

Our story starts out in Indiana, in the United States, in the 1950's.

And now we present: "The Case of the Banana Leaf Carving."

Scene 1:

As Marilyn Laszlo was plowing the fields of the family farm, she thought about Jesus' teaching to go out and tell the gospel to people everywhere. She wanted to be a part of God building His Church. She decided that she will grow up to be a missionary to people who had not even heard of Jesus yet. Marilyn went to school and trained to learn how to write down a spoken language into a written one for the first time.

Actions:

Scene 2:

When Marilyn finished her training, she and her teammate are sent to the Hauna Village in Papua, New Guinea to learn their language. They wanted to tell the Sepik Iwam people about Jesus and write the Bible down in their own language. Nokiyan helps them learn words and write them down. They finally learn enough to start writing the Bible in Sepik. Nokiyan becomes a Christians when he hears the gospel. Many others become Christians. They start a school to learn how to read and write, so they can learn the Bible on their own. They build a church hut so they can meet together and worship God.

Scene 3:

People from another village come to Huana village for medicine. They see the people going to school and hearing God's Word in a church hut. They ask for Marilyn to come and write down their language so they can hear about God. Marilyn cannot go, but offers to visit soon. When Marilyn finally does go, she is shocked at what she finds. The villagers have already built a church hut, to be ready for the day when someone will come to tell them about Jesus and they can go to church, too.

Bible Truth Tie-In:

The Bible Truth we are learning is: **The Holy Spirit Builds God's Church.** The Holy Spirit used Marilyn Laszlo to help build God's Church in Papua New Guinea.

CASE REPLAY, SR--OLDER KIDS (1ST GRADE AND UP) P.3

Welcome to our play! The name of our story is: The Case of the Banana Leaf Carving.

Our story starts out in Indiana, in the United States, in the 1950's.

The characters in our story are: Marilyn Lazlo and her teammate, and the Sepik Iwam people, especially Nokiyan

And now we present: "The Case of the Banana Leaf Carving."

Scene 1: (Beginning)

As Marilyn Laszlo was plowing the fields of the family farm, she thought about Jesus' teaching to go out and tell the gospel to people everywhere. She wanted to be a part of God building His Church. She decided that she will grow up to be a missionary to people who had not even heard of Jesus yet. Marilyn went to school and trained to learn how to write down a spoken language into a written one for the first time.

Scene 2: (Middle)

When Marilyn finished her training, she and her teammate are sent to the Hauna Village in Papua, New Guinea to learn their language. They wanted to tell the Sepik Iwam people about Jesus and write the Bible down in their own language. Nokiyan helps them learn words and write them down. They finally learn enough to start writing the Bible in Sepik. Nokiyan becomes a Christians when he hears the gospel. Many others become Christians. They start a school to learn how to read and write, so they can learn the Bible on their own. They build a church hut so they can meet together and worship God.

Scene 3: (End)

People from another village come to Huana village for medicine. They see the people going to school and hearing God's Word in a church hut. They ask for Marilyn to come and write down their language so they can hear about God. Marilyn cannot go, but offers to visit soon. When Marilyn finally does go, she is shocked at what she finds. The villagers have already built a church hut, to be ready for the day when someone will come to tell them about Jesus and they can go to church, too.

Bible Truth Tie-In:

The Bible Truth we are learning is: **The Holy Spirit Builds God's Church.** The Holy Spirit used Marilyn Laszlo to help build God's Church in Papua New Guinea.

John 3:16 from the Septik Iwam New Testament

Description

The children will write in and/or decorate around the words of John 3:16 written in the language of the Ipsek Iwam people.

Materials

Pattern of Bible verse and frame (words written in already: best for youngest children)

OR

Patterns of Bible verse and frame (frame blank and children can add in the words: better for older children)

Coloring pencils, markers, crayons, etc

Preparing the Craft

1. Print out copies of verse/frame, according to whether the children will write in the words or not.
2. Make a sample to show the children.

Making the Craft

1. Have the children write/color in the frame around the words.

Optional TAKING IT TO OTHERS Activity: Craft Presentation

If you are presenting the craft to other children or parents the children can hold up their crafts (or your model craft) and read their Bible Truth Connection answers to explain the importance of the craft.

CASE CRAFT**Discussion Guide****Instructions:**

As the children are settled into making their craft, ask them these questions to help them understand the craft's significance. Use the answers provided to guide the children's answers.

Discussion Questions

1. Where did Marilyn Laszlo go to tell the good news of Jesus? *Papua, New Guinea.*
2. Who was the first of the villagers to become a Christian? How did it happen? *Nokiyan came to believe in Jesus as his own Savior when he heard and read Yal Win Kibya (The New Testament in his own language).*
3. Who worked in Nokiyan's heart, helping him believe as he heard God's Word?
The Holy Spirit. He was at work, building God's Church.
4. What is Bible Truth that we are learning?
The Holy Spirit Builds God's Church.
5. What does our craft have to do with our Bible Truth: *The Holy Spirit Builds God's Church?*
The Holy Spirit worked in the hearts of the people of Hauna as they read the Bible in their own language. They believed in Jesus and were saved. The Holy Spirit was building God's Church, right there in Papua New Guinea.
6. What can our craft help us remember?
The Holy Spirit living inside His People is very, very powerful! He gives them do mighty things for God.


TAKING IT TO OTHERS**Craft Presentation****Instructions:**

Have children hold up your model craft/their crafts. Choose five children (or you say) the five sections below to explain the craft's importance.

Presentation:

1. Our craft is: John 3:16 from the Septik Iwam New Testament.
2. Deep in the jungles of Papua. New Guinea, Nokiyan came to believe in Jesus as his own Savior when he heard and read Yal Win Kibya (The New Testament in his own language) because God builds His Church—brings people to repent of their sins and trust in Jesus as their Savior—by His Holy Spirit working in their hearts as they hear God's Word.
3. Our Bible Truth is: The Holy Spirit Builds God's Church.
4. The Holy Spirit worked in the hearts of the people of Hauna as they read the Bible in their own language. They believed in Jesus and were saved. The Holy Spirit was building God's Church, right there in Papua New Guinea.
5. Our craft can help us remember that the Holy Spirit works powerfully when God's Word is heard and read. This is how He builds God's Church.

Note: Even non-readers can participate in presenting the craft, if you will whisper what they are to say in their ear and let them say it aloud for the others to hear.



Jon 3:16

from Yai Win Kibya (The New Testament) of the Septik Iwam people, Papua New Guinea

“Adi Komii kriimir Wanin siya iikiam whickakim kariirim


nuanim simiiram naing wokwonameikon mi


siya siir yinisim awirkinwiruwan siir asi nikropkikin.

Mi yipiki siiram naingwo tibmii kiini sima wi nao rani

mi wi kigugu iguskl rani, Niinagka. Sima wi omwai


niriiyar waiyayokiyokiikaeyami Adi komii krimiir.”





Jon 3:16

from Yai Win Kibya (The New Testament) of the Septik Iwam people, Papua New Guinea



BEFORE CLASS:**1. PICK YOUR PERSON**

VIPPs can be anyone in your church! Typically, they fall into 6 categories: Church staff, Elders, Deacons/deaconesses, Special Volunteers (people who aren't paid, but spend a lot of time helping out in particular ways), Supported Workers (a.k.a. missionaries), and Church Members.

2. GATHER YOUR FACTS

Use the VIPP Information Sheet to write down the facts about your VIPP. The information on this worksheet is used in the VIPP activities, listed in the "Choose an Activity" section below.

DURING THE ACTIVITY:**1. INTRODUCE YOUR VIPP**

Introduce your VIPP to the children, using the VIPP Information Sheet. Fill in a set of VIPP Clue Cards with the information for your VIPP. If desired, you can even have the actual person come into class for the children to meet.

Need help describing what someone does for the church in a kid-friendly way? Click on the list of common VIPPs and how to describe what they do to kids. See if your VIPP is one of these. It may save you some time.

2. PRAY!

Lead the children in praying for the VIPP. Ask the children if they would like to pray for one of the VIPPs prayer requests. Even non-readers can pray for the VIPP if you whisper the prayer request in their ear, then let them say it aloud. Never force a child to pray!

3. CHOOSE AN ACTIVITY

There are two activities you can use to help the children learn about the VIPP:

VIPP Clue Cards: These are 9 coloring sheets in which children fill in the 9 things they learn about the VIPP from the VIPP Information Sheet. Photocopy a set of each child. Use as few or as many of these Clue Cards as you desire.

VIPP Game: This is a game that uses a set of Clue Cards for one or two VIPPs.

Choose a VIPP and fill in his/her information on the VIPP Information Sheet. Fill in a set of VIPP Clue Cards with the information for your VIPP. Tell the children about the VIPP, having them fill in the VIPP Clue Cards with the key facts as they learn them. Write any words the children need to write on a white-board or other piece of paper so they can see how to spell them. Help younger children write these words on their clue cards. Ideas for how to tell the children about many common VIPPs are listed at praisefactory.org with the resources for this Bible Truth.

Optional TAKING IT TO OTHERS Activity: Introduce and Pray for the VIPP

If you are presenting the VIPP to other children or parents you can assign children to hold up the 10 clue cards and say what each card tells about the VIPP. (Or, you can have the children hold them up as you tell what each one means.) Then lead the children in praying for the VIPP.

Game: Beanbag Toss In

Materials

Information for one VIPP

2 Sets of Clue Cards

8 Letter-sized Envelopes or folders

Bean Bag(s), one per child

Tape

Preparing the Game

1. Fill in one set of clue sheets for the VIPP you are using.
2. Tape the other (blank) set of Clue Cards to the outside of the manilla envelopes.
3. Put the filled-in clue cards in the corresponding envelope.
4. Tape each down to the floor, fairly close together.

Playing the Game

Reveal: Tell the children about the VIPP, showing them your filled-in clue cards as you tell about them.

Review: At your signal, have the children take toss their bean bags onto the envelopes. Then one that has the most bean bags on it/near it is the one you will open. (The children may have fun taking turns designating one as the target before tossing.) The teacher (or the child) tells the Clue Card category. The other children try to remember what the VIPP's answer was. Open it up and see if they got it right. If they did, the Clue Card is retired. If not, it can be added back into the Clue Cards to be tossed at.

VIPP INFORMATION SHEET

VIPP NAME:

WHAT VIPP LOOKS LIKE

Man or Woman? _____

Hair color? _____

Eye color? _____

FAVORITE ANIMAL

FAVORITE FOOD

FAVORITE FREE TIME ACTIVITY

WHAT VIPP DOES DURING WEEK

VIPP GROUP OF SERVICE:

Church Member

Deacon

Elder

Church Staff

Special Volunteer

Supported Worker
(Missionary)

3 WAYS VIPP SERVES CHURCH

3 WAYS TO PRAY FOR THE VIPP
