

## **BIBLE TRUTH 3, LESSON 2: PLANNER/OVERVIEW**

**GETTING STARTED: Welcome and Opening Songs** (*introduce unit and get kids moving with these songs*)

**Welcome to Praise Factory:** PFI: Praise Factory Investigators Theme Song *PFI ESV Songs 10, Track 1*

**Rules to Help Us Worship God and Love One Another:** WoGoLOA Classroom Rules Song  
*PFI ESV Songs 10, Track 2*

**Big Question Under Investigation:** Big Question 10 Songs *PFI ESV Songs 10, Tracks 3,4*

**Big Question Bible Verse:** Ezekiel 36:26 Song: *PFI ESV Songs 10, Track 5*

*Extra Bible Verse: Ezekiel 36:26, ESV Song: A New Heart PFI ESV Songs 10, Track 6*

*Extra Bible Verse: Ezekiel 36:26, ESV Song: Within You PFI ESV Songs 10, Track 7*

*Extra Bible Verse: Ezekiel 36:25-27, ESV Song: You Shall Be Clean PFI ESV Songs 10, Track 8*

**DIGGING DEEP DOWN: Key Concept and Story** (*introduce the Bible Truth and tell the related story*)

**Bible Truth 3:** The Holy Spirit Gives God's People Wisdom

**Bible Truth Hymn:** The God of Abraham Praise, v.2 *PFI ESV Songs 10, Track 20*

**Bible Verse:** John 14:16-17, ESV

**Bible Verse Song:** I Will Ask the Father *PFI ESV Songs 10, Track 21*

*Extra Bible Verse Song: I Keep Asking Ephesians 1:6,7, NIV 1984 PFI ESV Songs 10, Track 22*

*Extra Bible Verse: If Any of You James 1:5, ESV PFI ESV Songs 10, Track 23*

*Extra Bible Verse: If Any of You Lacks Wisdom James 1:5, ESV PFI ESV Songs 10, Track 24*

**Lesson 2 Story of the Saints:** The Case of the Gardener and the Gunpowder

**TAKING ACTION: Response Activities** (*choose from among these activities*)

**Snack and Discussion Planner:** Food for the Pygmies

**ACTS Prayer:** Prayer Sheet

**Bible Truth Review:** Discussion Questions and Game: Sit Ball

**Bible Truth Hymn:** The God of Abraham Praise, v.2 *PFI ESV Songs 10, Track 20*

Song, Sign Language and Song Game: Big Voice, Little Voice **PFI ESV Songs 10 BOOK or ONLINE**

**Bible Verse Review:** John 14:16-17 Discussion Sheet and Game: Scrambled Eggs

**Bible Verse Song:** I Will Ask the Father: John 14:16-17 *PFI ESV Songs 10, Track 21*

Song, Sign Language and Song Game: Sign It, Say It, What Does It Mean? **PFI ESV Songs 10 BOOK or ONLINE**

**Story Review:** Discussion Questions and Game: Four Corners

**Case Replay, Jr: Drama Activity for Youngest Children** (children do same story actions together)

**Case Replay, Sr: Drama Activity for Most Children** (children re-tell story with individual parts)

**Craft:** C.T. Studd Getting up from A Bed of Wood and Goat's Skin

**VIPP (Very Important Prayer Person) Prayer Time:** Coloring Sheets(back of book) & Game: Picture Run

**TAKING IT HOME: Take Home Sheet for Review and Family Devotions**

**PFI Pronto:** Bible Truth 3, Lesson 2 **PFI ESV Prontos 10 BOOK or ONLINE**

**The Case of the Hungry Cannibals** by Connie Dever

**Our story is called:**

**The Case of the Hungry Cannibals.**

**As you listen to the story, see if you can figure out:**

1. Why was it so risky to go to live with cannibals? What are they known to eat?
2. Who went to live with the cannibals in our story? How did the Holy Spirit give him wisdom?

This story starts out around 1910 in England.

“CANNIBALS WANT CHRISTIANS!” the sign said. “Do they want to meet them or just eat them?” thought C. T. Studd. C.T. had come to Liverpool, England to speak about his years in India and China, but this sign made him curious about these cannibal’s tastes for Christians. He went inside, sat down and listened as the speaker, Dr. Kumm, told more.

“I have explored all of Africa,” told Dr. Kumm, “but I want to tell you what I saw in the middle, most unknown part. I saw tribes of pygmies, dark-skinned people so short that the tallest is not five feet tall!”

“These people need to hear about Jesus!” the Dr. told. “They live sad lives in fear of evil spirits. Many of them are cannibals who kill strangers and enemies and eat them! There is little love in their families.”

“Their country is wild and dangerous.” he continued. “Few have dared travel there: only big game hunters, explores and scientists. But none have gone for Jesus! Why? Why should these people not know about Jesus? Is He not their Savior as much as ours? Will no one love Christ or these people enough to endure hardship or even death so that they might hear about Him? You there... why don’t you go?” Dr. Kumm asked.

Dr. Kumm’s question went straight to C.T.’s heart. Could the Lord be wanting him to go to the pygmies?

“But, Lord, how could I go there?” C.T. thought. “I’m fifty years old! My health has never been good in hot, humid climates. I get terrible asthma in places like that. I could never survive there.”

Yet the Spirit of God working in his heart. As C.T. read God’s Word, the Holy Spirit gave him wisdom: “Who can stop you, if I have given my disciples the command to go into all the world? I am the Great Physician and I can keep you healthy even in the deepest part of Africa, if I want to. I can supply all your needs.”

God seemed to be saying to him.

C.T. listened to the Spirit speaking to his heart and he believed. “All right! I WILL go to Africa! Cannibals want Christians and I shall give them some. Perhaps I am an old man, perhaps I will die there. If God is guiding me, then I shall go!”

C.T. went to the committee of men who had given him money to go to China and India as a missionary and asked them to for money to send him to Africa. “We are sorry, Mr. Studd, someone needs to go to Africa to tell these pygmies about Jesus, but can’t be you. Your health is too bad. You’ll never survive. We’re sorry, but you will have to give up your plans.”

No money or supporters. How could C.T. go to Africa without these? Yet C.T. did not give up hope. Hadn’t the Holy Spirit guided him to go? Yes, He had!

“Who can stop me, if God has given me wisdom to go?” C.T. reminded himself. He would not give up when God had told him to go! He would trust God to provide what he needed.

“Priscilla,” he said to his wife, “We have lost the support of these men, but there is another committee of three: God the Father, Son and Holy Spirit, and they have said ‘yes’ to me. The Bible tells me that they clothe the fields with grass, preserve the sparrows, and count the hairs on our head. Will He not be able to give me all the money, health and anything else I need to go? Whether or not I have supporters on earth, God will see to it that I will go to Africa anyway.”

C.T. prayed and waited to see how God would work out His plans. It did not take long. Only a few days later, a stranger gave C.T. some money, for no reason at all. “This money is from God! Who can stop me, if the Spirit has guided me?” C.T. thought.

**Story-telling Tips**

Ahead of time:

1. Read the Bible verses and story. Pray!
2. Create story cue cards on index cards (or highlight text).
3. Practice telling story dramatically, timing your presentation Shorten, if necessary to fit your allotted time.
4. Decorate area with story props that help bring your story alive.

During your presentation:

1. Maintain as much eye contact as possible as you tell the story. Point to/use props at important points in the story. Include the kids in your story with a few questions about what they think will happen or words/concepts that might be new to them.
2. Watch the kids for signs that their attention span has been reached. Shorten, if necessary.

With the money, C.T. reserved a room on a ship sailing for Africa in three weeks' time. Over the next three weeks, God provided the thousands of dollars more he needed in equally amazing ways.

God didn't just provide the money C.T. needed for the trip. He prepared his heart, too, giving him wisdom as he prayed and read his Bible. "This trip is not just for the pygmies," he believed the Lord was telling him, "it is for the whole world that has never heard of my Son. Every place your foot shall tread upon, people will come to know Jesus because of your work."

"Thank God I have big feet!" C.T. eagerly responded. "I will go everywhere I can for God!"

A young man, Mr. Buxton, decided to go with C.T., too. Mr. Buxton's family didn't want him to go that dangerous land, but he knew the Holy Spirit was telling him to go. "Who can stop you, if my Spirit is telling you to go?" were the words that came to Mr. Buxton as he read the Bible and prayed. So Buxton chose to go with C.T. anyway.

C.T. and Buxton sailed to Africa and began their trip into the very heart of Africa. Deep into the jungles they went. They cut their way through thick vines and fought off leopards. Hungry crocodiles lurked in the rivers. The mountainous paths were steep, windy and made slick with moss. One wrong step and they could slip over the side and fall to their deaths.

Would they stop or go back? Did God really lead them to do this? "Who can stop you, if I have told you to go?" the Holy Spirit whispered into their hearts. "Can crocodiles, leopards or dangerous paths? No!"

Strengthened by the Holy Spirit, none of these things would stop them. "If Jesus Christ be God and died for me, then no sacrifice can be too great for me to make for Him," C.T. exclaimed. So on they went. Nine months later, they made it into pygmy country. Would they be welcomed or eaten? They would soon know.

The pygmies were hungry, all right, but it wasn't to kill and eat the two thin men who risked their lives to find them. These pygmies were hungry to hear about Jesus. So right there among the grass-thatched huts and groves of banana and palm trees, C.T. and Mr. Buxton began to make friends with the pygmies and tell them how they could be saved.

Before long, people began to confess their sins and ask Jesus for forgiveness. They turned away from being cannibals, from being afraid of evil spirits and from living selfish lives. One new believer told them, "My father killed a man and I helped eat him. When I was three years old I remember my father killing a man, and because he had killed my brother, I shared in eating the stew." But now Jesus had forgiven this man and the Holy Spirit had filled his heart. He was a changed man, living a changed life!

C.T. baptized the first pygmy Christians in a crocodile-infested river. One man would shoot off his revolver to scare away the crocodiles long enough for the other man to quickly baptize the new Christians.

C.T. Studd stayed in Africa for over 20 years. Each year he got sicker and sicker. He got so sick that sometimes he had to be carried in a chair with poles attached to the bottom. Four men would take each end of the poles and carry him on their shoulders. Many people thought C.T. was too sick and should go home.

C.T. prayed and asked for wisdom. "God, are You telling me to leave Africa?"

God gave C.T. the wisdom he asked for, "No, I will provide for your needs," was the whisper of the Holy Spirit to C.T.'s heart. "Trust Me. Who can stop you, if my Spirit is telling you to go?"

So C.T. Studd stayed and worked, even though he was so sick. Each morning he would get out of his bed of wood and goat's skin at 3 a.m.. He stirred up the fire for light, then prayed and read His Bible for hours. He prayed that God would help him to speak with the Holy Spirit's wisdom and power to whomever he would meet that day. All day, until late at night, C.T. would go and tell more people about Jesus. It did not matter how sick he was, he kept going.

Many years ago Holy Spirit had whispered a promise into C.T. heart: "This journey is not just for the pygmies, but for all peoples who had never heard about Jesus?" He had promised C.T. Now at the end of his life, C.T. saw how God fulfilled that promise. Many thousands of pygmies and others from that hidden part of Africa came to believe in Jesus. God had used him to bring the gospel to these people who had never heard before. But that was only the beginning. Other Christians joined

together with C.T. to form a new missionary group who planned to go anywhere in the world where the good news of Jesus was unknown—just like C.T. had done. And did you know that even today, this missionary group (called the World Evangelism Crusade) is still sending out missionaries to many parts of the world where people have never heard of Jesus.

“Who can stop you, if My Spirit is telling you to go?” Surely the answer of C.T. life was “No one!”

### Cracking the Case:

**It's time to answer our Case Questions.**

**1. Why was it so risky to go to live with cannibals? What are they known to eat?**

They are known to eat people! Enemies and strangers, particularly, would be the kind of people they would choose to eat.

**2. Who went to live with the cannibals in our story? How did the Holy Spirit give him wisdom?** C.T. Studd went to live with a tribe of cannibals in Africa. The Holy Spirit confirmed his desire to risk his life to take the gospel to these people. Every day, C.T. prayed and read His Bible, seeking the Holy Spirit to give him wisdom to teach these people about Jesus.

### Something for You and Me

**Our Bible Truth is:**

**The Holy Spirit Gives God's People Wisdom**

**Our Bible Verse is: John 14:16-17**

“And I will ask the Father, and he will give you another Helper, to be with you forever, even the Spirit of truth, whom the world cannot receive, because it neither sees him nor knows him. You know him, for he dwells with you and will be in you.”

What about us? Could God use even people like us to tell people who have never heard about Him? Could He want us to go to places like where the pygmies lived in Africa? Yes, He could. How will we know if He wants us to go? We can start by confessing our sins to God, asking Jesus to save us from our sins and turning to live for God. We can ask the Holy Spirit to guide us and give us wisdom and show us what He wants us to do and where He wants us to go. We can read our Bibles, listen to the pastor preach, talk to other Christians, and pray. These are the things that the Holy Spirit uses to give God's people wisdom. And if we become God's people,

we can know --just like C.T. Studd did—that God will guide us and give us wisdom through His Holy Spirit, just as God has promised.

Let's praise God for sending His Holy Spirit to His people to guide them and give them wisdom. Let's ask Him to work in our hearts. Let's ask Him to help us to turn away from our sins and trust Him as our own Savior. Let's ask Him to fill us with the Holy Spirit and give us wisdom and hearts that long to obey what He tells us to do, like C.T. Studd.

*Close in prayer.*

### Closing ACTS Prayer

**A** God, we praise You for being the Great Sustainer and Provider for Your people. You took care of C.T. Studd, even when many others doubted that C.T. could survive in Africa.

**C** God, we confess that many times we doubt whether You could take care of us, if You were to call us to do something very difficult like what C.T. Studd did. We can confess that we are often lazy about praying and reading the Bible. We do not care enough to seek You and Your wisdom.

**T** God, we thank You for the great work You chose to do through C.T. Studd. Thank You for the many other missionaries who have gone out after seeing his example.

**S** God, work in our hearts. Help us to turn away from our sins and trust Jesus as our own Savior. Send Your Holy Spirit to live in our hearts and give us wisdom. Send Your people out, even today, to all the earth, that all may hear and believe in Jesus as their own Savior.

### Special Words:

**Pygmy:** A particular people group in which adults are no taller than 4'11".

# **ACTS PRAYER ACTIVITY**

Use this sheet to write down your ACTS Prayer

## **Instructions:**

Use this sheet to help the children apply the Bible Truth into a prayer. You can use the ACTS provided or even better, have the kids think of their own applications. Also have the children add their personal requests to the prayer, too. Lead the children in the prayer or let them pray sections, with your help. Never force a child to pray! Non-readers can participate by you whispering a section of the prayer into their ear and allowing them to pray it aloud for the group.

## **ADORATION:**

God, we praise You for being the Giver of wisdom through Your Holy Spirit.

God, we praise You for being.....

---

Add your own Adorations:

---

---

---

## **CONFESSION:**

God, we confess that many times we chose not to ask You for wisdom. Instead we choose to do things our own way. We need Jesus to be our Savior! We need Your Holy Spirit to change our hearts to love You and live for You

God, we have sinned against You....

---

---

Add your own Confessions:

---

---

## **THANKSGIVING:**

Thank You, God for all the wisdom You offer us from Your Holy Spirit. Thank You for this wisdom You have given us through the Bible, godly parents and friends, our teachers at church, and directly to our hearts as we pray.

God, we thank You for...

---

Add your own Thanksgivings:

---

---

---

## **SUPPLICATION:**

God, work in our hearts, that we might turn away from our sins and trust in Jesus as our Savior. Send the Holy Spirit to live in our hearts. Give us wisdom to know how to love You and others; and, to know how You want us to live. Help us to live out the wisdom You give us!

God, we need Your help...

Add your own Supplication:

---

---

---

---

---

## **SNEAKY SNACK**

Can you figure out how this snack relates to the story?

---

### **Snack: Food for the Pygmies**

Bananas or banana chips (which were the main food for the pygmies) and chocolate teddy grahams (dark-skinned pygmies)

This is only a suggestion. Feel free to modify. Be mindful of allergy issues among your children!

**Case Tie-in:** C.T. Studd left his home in England and traveled to the far away land of the Pygmies in Africa. He got up early every morning to read God’s Word and to pray. He wanted the Holy Spirit to give him wisdom to know how to reach the pygmies with the gospel.

---

## **SOUL FOOD**

Food for thought during snack time

---

1. What does the snack have to do with the story?

Choose a few questions from the other activity discussion sheets to talk about during this snack time.

2.

---

---

3.

---

---

4.

---

---

5.

---

---

6.

---

---

7.

---

---

Directions: Read and discuss Bible Truth, using a FEW of the questions. Play game. Feel free to modify the game to fit your children.

### **The Holy Spirit Gives God's People Wisdom**

The Holy Spirit gives God's people the wisdom they need to know God and to live for Him.

How does the Holy Spirit give God's people wisdom? He works in their hearts as they read the Bible, when they listen to Bible teaching, when they talk with other Christians, and when they pray.

This is one of the reasons why God's people set aside time to regularly read God's Word and pray. They know this keeps their heart open to hear the wisdom of the Holy Spirit. This is also one of the reasons why God's people gather together in churches: so they can learn God's Word from godly leaders; and, so they ask each other for help understanding what God's Word means and how to live it out. The Holy Spirit especially uses these things to help them understand God's truths and how God wants them to live them out.

There may be many things about God and His plans that God's people do not completely understand, but God will always give them the wisdom they need to live for Him. They only need to ask, and He promises to give it to them.

### **Understanding the Bible Truth**

1. By whom does God give His people wisdom? *By His Holy Spirit, working in their hearts.*
2. What is wisdom? *Knowing what God wants us to do.*
3. What does the Holy Spirit give God's people wisdom to do? *To live their lives to please God.*
4. How does God give His people wisdom? *By the Holy Spirit, as they read the Bible, when they listen to Bible teaching, when they talk with other Christians and when they pray.*
5. What is one of the reasons why God's people set aside time to regularly read God's Word and pray? *This keep their hearts open to hear the wisdom of the Holy Spirit.*
6. What is one of the reasons why God's people gather together in churches? *So they can learn God's Word from godly leaders; and, so they can ask each other for help understanding what God's Word means and how to live it out.*
7. What does the Holy Spirit especially use to help God's people understand God's truths and how God wants them to live? *By regularly reading God's Word and praying. By gathering together in churches with other believers.*
8. What will probably be a mystery to God's people in this life? *Many things about God and His plans.*
9. What does God always promise to give His people? *The wisdom they need to live for Him.*
10. How can we become God's people? *By turning from our sins and trusting in Jesus as our Savior.*

### **Bible Verse Connection Question**

1. What does our Bible Truth have to do with our **Bible Verse: John 14:16-17**: "And I will ask the Father, and he will give you another Helper, to be with you forever, even the Spirit of truth, whom the world cannot receive, because it neither sees him nor knows him. You know him, for he dwells with you and will be in you."?  
*Jesus promised to send the Holy Spirit to help God's people. He would live inside of them, giving them wisdom and teaching them how to live for God. He would never leave them. He would help them live for God.*

### **Bible Truth Story Connection Questions**

1. How did the Holy Spirit give C.T. Studd wisdom?  
*He gave him wisdom by bringing Scripture to his mind that He could take care of C.T. Studd, even in Africa. He spoke to him when he prayed and read the Bible. He gave him the words to say to the pygmies when he preached to them.*

### **Life Application Questions**

1. Why is it so important to pray and read the Bible each day, if God's people want the Holy Spirit to give them wisdom? *Because He gives them wisdom when they ask for it. He speaks to them when they pray and read the Bible.*
2. Why is it so important that God's people go to church to hear preaching and to know other Christians, if they want the Holy Spirit to give them wisdom? *Because He speaks to them through the preaching of the Bible and when they talk to Christians.*
3. How can we become God's people? *By turning away from our sins and trusting Jesus as our Savior.*

**ACTS Questions**

1. What is something we can praise God for because of this Bible Truth?

*Praise God for being the Giver of wisdom through His Holy Spirit.*

2. What are sins we can confess to God because of this Bible Truth?

*Confess that many times we forget to ask God for wisdom. Many times we don't know want to know His wisdom because we want to do things our own way.*

3. What is something we can thank God for because of this Bible Truth?

*Thank God for all the wisdom He has given us (through the Bible, godly parents and friends, our teachers at church, in our hearts).*

4. What is something we can ask God for because of this Bible Truth?

*We can ask God to work in our hearts that we would want to turn away from disobeying Him and trust in this wonderful Jesus as our own Savior. Ask God to fill us with more and more wisdom through His Holy Spirit.*

**The Gospel**

1. God gives His Holy Spirit to live inside His people. He gives them wisdom to know God and how to live for Him. How can someone become one of God's People and receive God's wonderful gift of the Holy Spirit? What is the gospel?

*God is the good Creator and King of the world. He made people to worship Him and live by His good laws. But we are all sinners who have rebelled against Him. We all deserve death--God's just, eternal punishment for our sins. How terrible! But God has good news for us. In His great mercy, God sent His Son Jesus to earth to save sinners. Yes, Jesus, the perfect Son of God, left His home in heaven and became a man. He lived the perfect life that pleases God. (He's the only one who has ever done that!) He offered it up to God His Father as the perfect sacrifice for sins when He suffered and died on the cross. Then, on the third day, Jesus rose from the dead in victory. He had fully paid for the sins of God's people, so they wouldn't have to! Now all who turn away from their sins and trust in Jesus as their Savior will receive forgiveness of sins and eternal life with God. They will be His very own special people who will know Him and enjoy Him forever. We can be God's people, too, if we turn from our sins and trust in Jesus as our own Savior.*



## Game: Sit Ball

### Materials

Two or Three soft baseball sized balls. Or, could use beach balls  
Bible Truth Questions

### Preparing the Game

1. Choose 20+ questions for your game from the Bible Truth Discussion Questions, or make up your own.
2. Write the Bible Truth questions on small thin strips of paper (or make a photocopy of the Bible Truth Discussion Questions and simply cut them into strips) and put them in the bag/bowl.

### Playing the Game

Have children sit in a circle on the ground, with about 2' spacing. Give them two or three soft indoor baseballs and are to throw them from one to another, avoiding "It" who is moving around trying to catch one. When a ball is caught, the child who threw the ball chooses a question for the class to answer. If correctly answered, the player becomes the new "It". If not, then the old "It" remains in place.

Game continues as number of questions, time, and attention span allow.

### Optional TAKING IT TO OTHERS Activity: Quiz Questions

Have the children choose a few of the questions from the game to ask the parents/other children during TAKING IT TO OTHERS time. Help pre-readers by whispering the question in their ear and letting them ask it aloud to the parents/other children. Make sure you read the Bible verse aloud before you ask your questions.

Directions:

1. Write words to song in large print before class.
2. Play the song for the children, helping them follow along on the song sheet.
3. Discuss the song, using a few questions from the discussion sheet. *Don't use them all!*
4. Introduce sign language for key words of your choice from sign language sheet for your song. Use as few or as many as you think the children can learn.
5. Sing and sign the song. Sign language as well as large format lyrics and sheet music are found in the PFI Unit Songbook or online.
6. If desired, play the Song Game.

**Optional TAKING IT TO OTHERS Activity: Presenting and Singing the Song**

1. Sing and sign the song, encouraging the watching children/parents to join in.
2. Ask the class some of the questions listed below. The Bible Truth Connection Question is particularly good to help them understand how the song ties in with the Bible Truth.

**The God of Abraham Praise**

Listen to it on PFI ESV Songs 10, Track 20

**Verse 2**

His Spirit floweth free,  
High surging where it will:  
In prophet's word He spoke of old,  
He speaketh still.  
Established is His law,  
And changeless it shall stand,  
Deep writ upon the human heart,  
On sea or land.

**Understanding the Song**

1. Who is "His Spirit?" *The Holy Spirit of God.*
2. Where does the Holy Spirit go and why? *He flows freely, where He wills to go, with the power to do to will of God the Father and the Son, like a surging, powerful wave.*
3. How did the Holy Spirit flow in prophet's word? *By giving the prophet God's words to speak and to write down.*
4. How does God speak still? *By the Holy Spirit working in our hearts as we hear the words of the Bible spoken and explained.*
5. What does it mean for God's law to be established and changeless? *To be established means that it is firmly in place and cannot be taken away. God's law—another name for the Bible—has been put in place by God. No one can change one of His laws that they don't like and make a new one instead. His law is changeless, always true.*
6. How is God's law written upon the human heart? *It is NOT written with a pen or pencil. It means that God made people to know deep down in their hearts that there is a God and to know what He has set up as right and wrong. It also means that it is God's Holy Spirit who helps God's people not just understand His Word, but to remember it and to apply it to their lives.*

**Bible Truth Connection Question**

1. How does this song relate to our **Bible Truth: The Holy Spirit Gives God's People Wisdom?**

*God's Holy Spirit is powerful to teach us and give us wisdom. Whether it is the words of the prophets or the laws or the words of the Psalms in the Old Testament; or, the words of Jesus in the gospels or the letters of people like Paul in the New Testament, God's Holy Spirit uses God's Word, the Bible, to give us His wisdom. And the wonderful thing is, He doesn't just help us understand it with our minds. We can ask Him to "write it on our hearts"—which means, change us by His wisdom that we love and live for God.*

**Story Connection Question**

1. How does this song relate to today's story? *C.T. Studd knew the Spirit within his heart. As he read God's laws, the prophet's words and the rest of the Bible, he prayed that the Holy Spirit would help him understand them, and, would be able to help the pygmies understand them. He wanted the Holy Spirit to put the truths of God's Word deep within their hearts, that they might turn from their sins and trust in Jesus as their Savior.*

**Life Application Questions**

1. How can God's people be affected by the message of this song? *They can praise God for speaking to them, even today through the words of the prophets written in the Bible, through His law, and even by the way He made their hearts to know Him. They can ask Him to have His Holy Spirit fill them with understanding and desire to please Him.*
2. How can we become God's people? *By turning away from our sins and trusting in Jesus as our Savior.*

**Bible Connection Question**

1. What does this hymn have to do with our Bible Verse: **John 14:16-17**: "And I will ask the Father, and he will give you another Helper, to be with you forever, even the Spirit of truth, whom the world cannot receive, because it neither sees him nor knows him. You know him, for he dwells with you and will be in you."?  
*The Holy Spirit is the promised helper from God to His people. He works inside them, helping them understand God's laws, the words He spoke through the prophets, and all the rest of the Bible. He is the one who writes these words upon their hearts. That is, He is the one who works in them to help them remember and live by God's Word.*

**ACTS Questions**

1. What is something we can praise God for from this hymn?  
*Praise God for being the Speaker of His Word through prophets long ago and that still speaks to us as we read His Word, the Bible.*
2. What are sins we can confess to God from this hymn?  
*That many times we chose to disobey God's words, including the words of His prophets, written down in the Bible. We need a Savior!*
3. What is something we can thank God for from this hymn?  
*We can thank God for giving us His Word to speak to His people, long ago through the prophet's and even today as we read it.*
4. What is something we can ask God for from this hymn?  
*That God would work in our hearts that we might turn from our sins and trust Jesus as our Savior. Ask Him to help us to understand His prophets words, written in the Bible. Ask Him to help us obey all His commands.*

**Gospel Question**

1. The LORD gave His people many promises about the Savior, Jesus, who would come to save His people. What is the good news of Jesus that the prophet's words of old promised? What is the gospel?  
*God is the good Creator and King of the world. He made people to worship Him and live by His good laws. But we are all sinners who've rebelled against Him. We all deserve death--God's just, eternal punishment for our sins. How terrible! But God has good news for us. In His great mercy, God sent His Son, Jesus to earth as a man to save sinners. He lived the perfect life that pleases God. (He's the only one who's ever done that!) He offered it up to God His Father as the perfect sacrifice for sins when He suffered and died on the cross. Then, on the third day, Jesus rose from the dead in victory. He had fully paid for the sins of God's people, so they wouldn't have to! Now all who turn away from their sins and trust in Jesus as their Savior will receive forgiveness of sins and eternal life with God. They will be His very own special people who will know Him and enjoy Him forever. We can be God's people, too, if we turn from our sins and trust in Jesus as our own Savior.*

## **Song Game: Big Voice, Little Voice**

### **Materials**

Sign Language Signs and Song

White board and marker

Eraser

### **Preparing the Game**

1. Write the words to the song on a white board.

### **Playing the Game**

1. After children have learned the song and signs well, then tell the children that you are going to leave out words from the song (that you've learned signs for) and just do the sign in its place.
2. Have the children help you choose a word to take out. Erase the word from the board. Review the sign the for erased word.
3. Sing the song, trying to remember to NOT sing the word and do only the sign.
4. Continue to take out words until all of the words (with signs) have been taken out.

Game continues as number of questions, time, and attention span allow.

choose a FEW questions for discussion, then choose the game and/or music activity

**Meditation Version: John 14:16-17**

"And I will ask the Father, and he will give you another Helper, to be with you forever, even the Spirit of truth, whom the world cannot receive, because it neither sees him nor knows him. You know him, for he dwells with you and will be in you."

**Alternate Memory Version: John 14:16,17**

"And I will ask the Father, and he will give you another Helper, to be with you forever, even the Spirit of truth... You know him, for he dwells with you and will be in you."

**Understanding the Bible Verse**

1. Who is the "I" in this verse? Who is the "Father"? *Jesus is the "I". God is the "Father."*
2. Who is Jesus speaking to? When? *His first disciples, right before He is arrested and taken to the cross to die. Who else, besides Jesus' first disciples, is this promise for? It is for all believers--all who would ever turn from their sins and trust in Jesus as their Savior. They, too, will have the Holy Spirit come inside them and live in their hearts as their helper.*
3. Who is the Helper Jesus is promising? *God's Holy Spirit.*
4. How long will the Holy Spirit be with God's people? *Forever.*
5. How will the Holy Spirit help God's people? *He will live inside them, revealing and confirming what is true. He will help them understand, remember and live out God's Word.*
6. What other name does Jesus use for the Holy Spirit in this verse? *The Spirit of truth.*
7. What does Spirit of truth mean? *The Holy Spirit always reveals and confirms what is true. He will do this in the hearts of God's people. He will make them wise in God's Word and God's will.*
8. Who cannot receive the Holy Spirit? *The world.*
9. Who is the world that cannot receive the Holy Spirit? *World is a word with different meanings. Here, Jesus means that those who do not turn from their sins and trust in Jesus as their Savior are "the world."*
10. Why don't the world receive the Holy Spirit? *The Holy Spirit lives in the hearts of believers only. These are people who by faith believe that Jesus is the Savior. The world does not have faith. These are people who need to see to believe. These are people who do not know God.*
11. How do God's people know the Holy Spirit? *He dwells in them. They know Him in their hearts.*
12. Can someone who might be part of "the world" not ever come to have the Holy Spirit live inside them as their Helper? *Yes! When they turn from their sins and trust in Jesus as their Savior. He is God's gift to all who believe. And faith to repent and believe is a gift God loves to give all those who ask for it!*

**Bible Truth Connection Question**

1. What does this verse have to do with the **Bible Truth: The Holy Spirit Gives God's People Wisdom?**

*Jesus promised His disciples that after He rose from the dead and went to heaven that He would not leave them alone. He would send them the Holy Spirit to be their helper. He would live inside of their heart, giving them wisdom and helping them know and love God, and live for Him. He would be with them forever.*

**Story Connection Question**

1. How does this verse relate to our story? *God gave C.T. Studd His Spirit when he became a Christian. C.T. Studd was a godly man who sought after God, in prayer and in reading the Bible. The Holy Spirit helped C.T. not only know God better, himself, but also helped him to know what God wanted him to do and how to tell others the good news of Jesus.*

**Life Application Questions**

1. Who will God give His Holy Spirit to today?  
*All His people; all those who turn from their sins and trust in Christ and live for Him.*
2. How can we have the Holy Spirit be our Helper? How can He come to dwell inside us and we know Him?  
*When we turn away from our sins and trusting in Jesus as our Savior.*

**ACTS Questions**

1. What is something we can praise God for from this Bible verse?

*Praise God for being the Giver of a Helper to live inside His people forever.*

2. What are sins we can confess to God from this Bible verse?

*That many times we want to do things on our own. We don't want a Helper, even though we need Him if we are to live for God. We need a Savior! We need the Holy Spirit!*

3. What is something we can thank God for from this Bible verse?

*We can thank God for sending the Holy Spirit to be His people's Helper. We can thank God for not having His people live life on their own. We thank Him for giving Him to them always to be with them, to live inside them...forever!*

4. What is something we can ask God for from this Bible verse?

*We can ask God to work in our hearts that we would want to turn away from disobeying Him and trust in this wonderful Jesus as our own Savior. We can ask Him to give us His Holy Spirit to live in our hearts so that we can know Him and He can help us to know God and His truth, and live for Him.*

**The Gospel**

1. What must we do if we want to know God and be filled with His Holy Spirit? What is the gospel?

*God is the good Creator and King of the world. He made people to worship Him and live by His good laws. But we are all sinners who have rebelled against Him. We all deserve death--God's just, eternal punishment for our sins. How terrible! But God has good news for us. In His great mercy, God sent His Son Jesus to earth to save sinners. Yes, Jesus, the perfect Son of God, left His home in heaven and became a man. He lived the perfect life that pleases God. (He's the only one who has ever done that!) He offered it up to God His Father as the perfect sacrifice for sins when He suffered and died on the cross. Then, on the third day, Jesus rose from the dead in victory. He had fully paid for the sins of God's people, so they wouldn't have to! Now all who turn away from their sins and trust in Jesus as their Savior will receive forgiveness of sins and eternal life with God. They will be His very own special people who will know Him and enjoy Him forever. We can be God's people, too, if we turn from our sins and trust in Jesus as our own Savior.*

## Game: Scrambled Eggs

### Materials

Bible Verse written up in large print so that all can see  
Plastic Hollow Easter Eggs, 10 of one color for each team  
Pen and paper  
2 carpet squares or other base marker

### Preparing the Game

1. Clearly print out the words to the verse on paper and cut it into 10+ sections. Number each section in sequence. Place each section in Easter eggs of the same color. Print out another copy of the verse, also numbered sequentially on another piece of paper. Repeat for each team.
2. Hide the eggs around the classroom. Place the two carpet squares down in opposite ends of the classroom.

### Learning the Verse

Some or all of your children may be non- or early readers. Teach the verse in sections, having them say it after you. Repeat a few times. Add clapping or other movement as they say it.

### Directions

1. If desired, lead the children in a discussion of a **FEW** of the most important questions before beginning game.
2. Explain the game to them as follows:  
Have the children form two teams seated at their bases. Give each team a written out copy of the verse and place it on their base. Assign each team a particular color of Easter egg and tell them that pieces to the verse are hidden in eggs around the room. They are to find all their eggs, remove the verse section from the egg and put it in order. They can use the copy of the verse (and numbers on each section—especially helpful for pre- and early readers) to help them put it in order. The first team to find all the verse, put it in order and recite it as a group wins.

Game continues until all the eggs have been found or as time allows.

### Non-competitive Option

Don't split the children into teams. Use any color Easter egg for the pieces of the verse. Hide them around the room. Have the children take turns finding an egg and bringing it back to the group. Have the child open the egg and read (or have you read) the word/s on the piece of paper. Stick them in place on the copy of the verse. If desired, have the children say the verse each time before each "hunt", reinforcing the verse.

### Optional TAKING IT TO OTHERS Activity: Quiz Questions

Have the children choose a few of the questions from the game to ask the parents/other children during TAKING IT TO OTHERS time. Help pre-readers by whispering the question in their ear and letting them ask it aloud to the parents/other children. Make sure you read the Bible verse aloud before you ask your questions.

Directions:

1. Write words to song in large print before class.
2. Play the song for the children, helping them follow along on the song sheet.
3. Discuss the song, using a few questions from the discussion sheet. *Don't use them all!*
4. Introduce sign language for key words of your choice from sign language sheet for your song. Use as few or as many as you think the children can learn.
5. Sing and sign the song. Sign language as well as large format lyrics and sheet music are found in the PFI Unit Songbook or online.
6. If desired, play the Song Game.

**Optional TAKING IT TO OTHERS Activity: Presenting and Singing the Song**

1. Sing and sign the song, encouraging the watching children/parents to join in.
2. Ask the class some of the questions listed below. The Bible Truth Connection Question is particularly good to help them understand how the song ties in with the Bible Truth.

**I Will Ask the Father**

Listen to it on PFI ESV Songs 10, Track 21

I will ask the Father,  
 And He will give you,  
 Another Helper to be with you forever,  
 A helper to be with you forever,  
 Even the Spirit of truth,  
 Even the Spirit of truth.

You know Him, for He dwells with you,  
 And will be in you,  
 Another Helper to be with you forever,  
 A helper to be with you forever,  
 Even the Spirit of truth,  
 Even the Spirit of truth.  
 John Fourteen, sixteen and seventeen.

## Song Game: Sign It, Say It, What Does It Mean?

### Materials

Sign Language signs used in song, particularly choose words with important meanings you want the children to learn, such as "grace", "redeem", etc.

Bag or bowl

### Preparing the Game

1. Cut out signs and put in bowl.

### Playing the Game

1. Practice the song and signs until the children know them well. Then put all the signs we've learned in this bag/ bowl and mix them up.
2. Ask one of the children to choose a sign, but not show it to anyone...but you, if they need some help.
3. Ask the child to do the sign for the rest of the children and see if the other children can guess which one it is. Do the sign with the child, if desired.
4. When the children guess the sign, ask them the meaning of the word. If no one guesses the sign, put it back in the bowl to be picked again.
5. Choose another child to pick a new sign from the bag and continue.

NOTE: You might want to sing the song after you do each word or couple of words.

Game continues as number of questions, time, and attention span allow.



**STORY REVIEW**

Directions: Read and discuss Bible Truth, using a FEW of the questions. Play game. Feel free to modify the game to fit your children.

**General Story Questions**

1. What is a cannibal? *A cannibal is a person that eats other people.*
2. Why did the cannibals want Christians? *To tell them the good news of salvation through faith in Jesus.*
3. Who had been to that part of Africa? *Dr. Kumm, plus big game hunters, explorers, scientists*
4. How did C.T. know that he should go to Africa? *He read his Bible, prayed and believed the Holy Spirit was telling him that he should go to Africa.*
5. Why did C.T.'s committee say no to him? *They said his health wasn't good enough to survive the climate and hardships of life as a missionary in Africa.*
6. Where else had C.T. Studd been a missionary? *In China and India.*
7. Why did C.T. think he should go even though everyone said no? *He believed the Lord was telling him to go. As he read his Bible, he believed God's promises to take care of him.*
8. C.T. Studd chose to go against the advice of his committee and went to Africa. How did he know when to accept the advice of others and when not to? *There is no easy answer to this question. Whenever possible, we hope that the advice of godly people will match up with what the Bible tells us and what we believe God is telling us as we pray. But there are rare occasions when this doesn't happen. Fears for health and safety in this world can get in the way with the advice of even the godliest person. We must trust that the Holy Spirit so clearly spoke through God's Word to C.T. Studd that he was confident that it was these kinds of fears rather than godly wisdom was what led to the advice his committee gave him.*
9. What people did C.T. go to Africa to tell about Jesus? What are they like? *He went to the pygmies. The pygmies were a people so short that the tallest of these dark-skinned people are not even 5 feet tall—the height of a 10 year old child in our country! They live sad lives in fear of evil spirits. Many of them are cannibals who kill strangers and enemies and eat them! There is little love in their families*
10. Who went with him to Africa? *Mr. Buxton.*
11. What was dangerous about their trip? *They would have to travel through the jungles on slippery paths along high mountain trails, be on the alert for wild animals that would eat them, and be careful for crocodiles in the rivers.*
12. What were the pygmies hungry for? *Sometimes they ate people, but their hearts were truly hungry to hear the good news of salvation through Jesus.*
13. What happened when C.T. told them about Jesus? *Many turned away from their sins and trusted Jesus as their own Savior. Their lives were changed as God forgave them and filled them with His Holy Spirit.*
14. What was dangerous about baptizing the new pygmy Christians in the rivers? *The crocodiles would try to eat them.*
15. Why did C.T. get up at 3 am each morning? *To read his Bible and pray for God to give him wisdom and strength to do and say whatever God wanted him to do/say that day.*
16. How did the Holy Spirit give C.T. wisdom? *As he read the Bible and prayed.*
17. Who does the Holy Spirit give wisdom to? *To God's people: to those who turn away from their sins and trust in Jesus as their own Savior.*
18. How did God's promise to C.T. Studd to make this trip to Africa one that would reach to many parts of the world come true? *A new group of missionaries called World Evangelism Crusade began from C.T.'s leadership. They were—and still are—committed to spreading the gospel to people who have never had a chance to hear about Jesus.*

**Bible Truth Connection Questions**

1. What does this story have to do with our Bible Truth? *The Holy Spirit gave C.T. Studd wisdom to know what God wanted him to do/say every day, as he read God's Word and prayed. The Holy Spirit confirmed God's truth in C.T.'s heart and gave him confidence to go to Africa (and later to stay in Africa), even when others said he should not.*

**Bible Verse Connection Question**

1. What does the story have to do with our Bible Verse: **John 14:16-17**: "And I will ask the Father, and he will give you another Helper, to be with you forever, even the Spirit of truth, whom the world cannot receive, because it neither sees him nor knows him. You know him, for he dwells with you and will be in you."?

*C.T. Studd was one of God's people. Like all of God's people, he received the Holy Spirit, just as He promised. The Holy Spirit lived inside C.T.. As the Spirit of truth, He helped C.T. daily as he read God's Word and prayed. He helped C.T. know what God wanted him to do. He helped him to know how to tell the pygmies about Jesus. And, He was who worked in the hearts of many of the pygmies to help them believe and trust in Jesus, too.*

**Life Application Questions**

1. What is something we can learn from C.T.'s life, if we want to please God? *That He wants us to turn away from our sins and trust in Jesus as our own Savior. That He wants us to pray and read His Word, that He might give us wisdom to do/say whatever He wants us to do/say each day.*

2. Who are some godly people the Holy Spirit might use to give us wisdom? *Parents who are Christians, teachers who are Christians. Our pastor.*

**ACTS Questions**

1. What is something we can praise God for being that we learned in our story?

*Praise God for being the Great Sustainer and Provider for His people. He took care of C.T. Studd, even when many others doubted that C.T. could survive in Africa.*

2. What is something we can confess as sin that we learned in our story?

*Confess that many times we doubt whether God could take care of us, if He were to call us to do something very difficult like what C.T. Studd did. We can confess that we are often lazy about praying and reading the Bible. We do not care enough to seek God and His wisdom.*

3. What is something we can thank God for that we learned in our story?

*We can thank God for the great work He chose to do through C.T. Studd. We can thank Him for the many other missionaries who have gone out after seeing his example.*

4. What is something we can ask God for that we learned in our story?

*We can ask God to work in our hearts, helping us to turn away from our sins and trust Jesus as our own Savior. We can ask Him to send the Holy Spirit to live in our hearts and give us wisdom. We can ask Him to send His people out, even today, to all the earth, that all may hear and believe in Jesus as their own Savior.*

**The Gospel**

1. What is the good news of Jesus that C.T. Studd told the pygmies? What is the gospel?

*God is the good Creator and King of the world. He made people to worship Him and live by His good laws. But we are all sinners who have rebelled against Him. We all deserve death--God's just, eternal punishment for our sins. How terrible! But God has good news for us. In His great mercy, God sent His Son Jesus to earth to save sinners. Yes, Jesus, the perfect Son of God, left His home in heaven and became a man. He lived the perfect life that pleases God. (He's the only one who has ever done that!) He offered it up to God His Father as the perfect sacrifice for sins when He suffered and died on the cross. Then, on the third day, Jesus rose from the dead in victory. He had fully paid for the sins of God's people, so they wouldn't have to! Now all who turn away from their sins and trust in Jesus as their Savior will receive forgiveness of sins and eternal life with God. They will be His very own special people who will know Him and enjoy Him forever. We can be God's people, too, if we turn from our sins and trust in Jesus as our own Savior.*

**Game: Four Corners****Materials**

Red and Green Construction paper  
 2 rulers  
 4 Large pieces of paper and a Marker  
 Masking Tape  
 Four small pieces of paper  
 Cup or bag  
 Story Review Questions  
 Optional: Team Pennies to differentiate each team

**Preparing the Game**

1. Make up story review questions that answer the questions: Why? What? How? What would you do? You will want to have 20+ questions. Many of the Story Review Discussion Questions can be modified to fit one of these four questions.
2. Make a stop sign and a green light out of the red and green construction paper and tape them each to the end of a ruler.
3. Make four signs out of the paper: Why? What? How? What would you do? Tape these signs in 4 different locations, such as corners of the room.
4. Write these 4 names also on four small pieces of paper of equal size and place in the cup/bag.

**Playing the Game**

Divide the children into two teams. At the leader's signal, all the children will run to one of the four signs and place their hand on it or near it. When leader yells "Freeze" then the children must stay at their station. The leader then pulls one of the pieces of paper out of the cup and asks the children at that particular station a Story Review question. If they get it right, then they gain as many points as children from that team who were at that station. Play then resumes again.

Game continues as number of questions, time, and attention span allow.

**Non-competitive Option**

Don't split into teams. Simply ask the children at the particular station the question and let them work together to answer it.

**Optional TAKING IT TO OTHERS Activity: Quiz Questions**

Have the children choose a few of the questions from the game to ask the parents/other children during TAKING IT TO OTHERS time. Help pre-readers by whispering the question in their ear and letting them ask it aloud to the parents/other children.

**CASE REPLAY ACTIVITIES**

Use this guide to review the Case Story and act it out for others to enjoy!

**CASE REPLAY, JR: YOUNGEST CHILDREN**

**Description:** The children will act out the story together, everyone doing the same action/sound effect at the same time. This activity is most suitable for kindergarteners.

**Materials**

The Case RePlay, Jr. script for younger children

**Preparation**

1. Read through the script and write in the blanks along the side possible actions/sound effects the children could do to act it out.

**Instructions**

1. Tell the children that they will be re-enacting the story together as you tell it.
2. As you read the script, lead the children in actions/sound effects to do with you.
3. If desired, you can read the script and stop at certain sentences and ask them what a good action/sound effect would be to act out what you just read.
4. Repeat the re-enactment one or two times more.

**CASE REPLAY, SR: OLDER CHILDREN**

**Description:** The children act out the story as a three-scene play. You will narrate it using the Case RePlay, Sr. script and they will act it out (no spoken words, for the most part), with each child assuming a different character's role. This activity is most suitable for first grade and up. You will review the story, then practice it a few times before performing it for others.

**Materials**

The Case RePlay, Sr. script  
White board or other large format paper  
Costumes and props

**Preparation**

1. Prepare for the play by choosing costumes and props for each character in the story. Decorate the area with any scenery props.
2. Write the words "Beginning," "Middle," "End" on a large piece of paper/whiteboard with plenty of space under each heading. You will use this paper to help the children think about the story as a three-scene play, as it is presented in the script.

**Instructions**

1. Tell the children that they will get to act out the story as a three-scene play, with a beginning, middle and end section. Tell them that before they can act it out, they need to think it out. as you narrate it with your script.
2. Take the children's answers as they recount the story, helping them put key incidents in the right order.
3. If desired, when they have filled in their Beginning, Middle, End, read through your whole (real) script, so they hear exactly what you will have them act out.
4. Then tell the children that it's time to practice acting out the story.
5. Assign parts to each child. If you are using costumes, do NOT give them out at this point. They will be a distraction.
6. Have all the children sit on the floor or in chairs on one side of the "stage," then call the characters up in place as their part in the story comes.
7. As you read the script, guide the children in where you want them to move or do to act it out.
8. After going through the whole script once, give out any costumes and props and act out the script once or twice more.

**Optional TAKING IT TO OTHERS Activity: Re-enacting the Story**

Read the script as the children act out together (younger) or assuming different roles (older) as the other children or the parents watch.

**CASE REPLAY, JR--YOUNGER KIDS (KINDERGARTEN) P.2**

Welcome to our play! The name of our story is: The Case of the Hungry Cannibals.

Our story starts out around 1910, in Liverpool, England.

And now we present: "The Case of the Hungry Cannibals."

**Scene 1:**

C.T. Studd went to Liverpool to speak about his time in China and India. But, when he read an advertisement for Dr. Kumm’s talk that said: “Cannibals want Christians,” C.T. was so curious that he had to go in and listen. As Dr. Kumm told about the pygmy cannibals of Jesus, the Holy Spirit stirred in his heart. He believed God was calling him to go tell them about Jesus. C.T.’s doctors disagreed. “Your health is too bad to go to that part of Africa,” they told him. The people he asked to support his work refused to give him money when they heard what the doctors said. But C.T. sought the Lord for wisdom. The Lord gave it: Who can stop you, if My Spirit is telling you to go?” were the words that kept coming to him. C.T. felt sure he was supposed to go. And sure enough, the Lord provided all the money for the trip in another way.

**Actions:**

---

---

---

---

---

---

---

---

**Scene 2:**

C.T. Studd and his companion, Mr. Buxton, sailed to Africa. Then they made the long and dangerous journey through crocodile-infested rivers and treacherous, slippery mountain trails to the land of the pygmies. They tell the pygmies about Jesus. Many turn from their sins and trust in Jesus as their Savior. C.T. baptizes the new believers in the crocodile-infested rivers.

---

---

---

---

---

---

---

---

**Scene 3:**

For the next twenty-one years, C.T. lived among the tribes in the faraway middle of Africa, telling them about Jesus. Each day he awoke at 3 am to pray and read his Bible. He asked the Holy Spirit to give him the wisdom he needed to preach the right things. Life in Africa was hard on him, but C.T. did not quite. He became so sick that he could only get around by being carried on a chair attached to poles--but still he stayed and told the people about Jesus. C.T. stayed to the end of his life. Soon before he died, he started W.E.C., a group of people dedicated to tell people who have never heard about Jesus in all parts of the world Maybe the time had come for him to go home to be with Jesus, but his dream to take the gospel to faraway places went on.

---

---

---

---

---

---

---

---

**Bible Truth Tie-In:**

The Bible Truth we are learning is: **The Holy Spirit Gives God’s People Wisdom.** The Holy Spirit gave C.T. Studd the wisdom to go to tell the pygmy cannibals of Africa about Jesus, even when no one else thought he should go. He gave C.T. wisdom to know what to say to them when he was preaching to them.

---

---

---

---

---

---

---

---

## **CASE REPLAY, SR--OLDER KIDS (1ST GRADE AND UP) P.3**

Welcome to our play! The name of our story is: The Case of the Hungry Cannibals.

Our story begins around 1910 in Liverpool, England.

The characters in our story are: C.T. Studd; Dr. Kumm; Mr. Buxton; the Doctors; Committee of Supporters; Pygmies and other peoples of Africa; and the missionaries of W.E.C..

And now we present: "The Case of the Hungry Cannibals."

### **Scene 1: (Beginning)**

C.T. Studd went to Liverpool to speak about his time in China and India. But, when he read an advertisement for Dr. Kumm's talk that said: "Cannibals want Christians," C.T. was so curious that he had to go in and listen. As Dr. Kumm told about the pygmy cannibals of Jesus, the Holy Spirit stirred in his heart. He believed God was calling him to go tell them about Jesus. C.T.'s doctors disagreed. "Your health is too bad to go to that part of Africa," they told him. The people he asked to support his work refused to give him money when they heard what the doctors said. But C.T. sought the Lord for wisdom. The Lord gave it: Who can stop you, if My Spirit is telling you to go?" were the words that kept coming to him. C.T. felt sure he was supposed to go. And sure enough, the Lord provided all the money for the trip in another way.

### **Scene 2: (Middle)**

C.T. Studd and his companion, Mr. Buxton, sailed to Africa. Then they made the long and dangerous journey through crocodile-infested rivers and treacherous, slippery mountain trails to the land of the pygmies. They tell the pygmies about Jesus. Many turn from their sins and trust in Jesus as their Savior. C.T. baptizes the new believers in the crocodile-infested rivers.

### **Scene 3: (End)**

For the next twenty-one years, C.T. lived among the tribes in the faraway middle of Africa, telling them about Jesus. Each day he awoke at 3 am to pray and read his Bible. He asked the Holy Spirit to give him the wisdom he needed to preach the right things. Life in Africa was hard on him, but C.T. did not quite. He became so sick that he could only get around by being carried on a chair attached to poles--but still he stayed and told the people about Jesus. C.T. stayed to the end of his life. Soon before he died, he started W.E.C., a group of people dedicated to tell people who have never heard about Jesus in all parts of the world Maybe the time had come for him to go home to be with Jesus, but his dream to take the gospel to faraway places went on.

### **Bible Truth Tie-In:**

The Bible Truth we are learning is: **The Holy Spirit Gives God's People Wisdom.** The Holy Spirit gave C.T. Studd the wisdom to go to tell the pygmy cannibals of Africa about Jesus, even when no one else thought he should go. He gave C.T. wisdom to know what to say to them when he was preaching to them.

## **C.T. Studd Getting up from A Bed of Wood and Goat's Skin**

### **Description**

The children will color in "C.T. Studd" and put him on a simple wooden native bed like what C.T. Studd would have had, out of popsicle sticks and felt.

### **Materials**

- 1 16" x 1" piece of stiff cardboard (like from regular box), per child
- 6 popsicle sticks per child
- 1 piece of 3" x 4" black, white, gray or brown felt ( or fake fur), per child
- 1 pattern of C.T. Studd
- Colored pencils, markers or crayons
- Scissors and/or exact-o knife
- Craft glue
- Packing tape and/or glue gun and glue

### **Preparing the Craft**

1. Print out the C. T. Studd template and make enough copies for each child to have one.
2. Cut out the cardboard into 16" x 1" strips. Bore holes as indicated in each strip, using scissors or exact-o knife. You will be helped by printing out the two patterns for the cardboard strip, cutting them out and then taping them together to form the pattern. Make sure that the two ends with dashed lines form each end of the pattern
3. Form a 3" x 4" rectangle with each piece of cardboard. You will have an additional 1" of cardboard to overlap on each end.
4. Use the packing tape or glue gun and glue to secure the ends together. Your rectangle should have 3 slits that line up with each other on the 2 long sides of the rectangle and 2 slits that line up with each other on the short sides.
5. Use the pattern to cut felt or fake fur into 3" x 4" rectangles. Cut the slit in the middle of the felt/fur as shown on the template.
6. Make a sample of the craft for the children to see.

### **Making the Craft**

1. Have the children fit the ends of the popsicle sticks into the slits in the cardboard, by sliding them through the slits on one side then pushing them through until the other end goes through the matching slit on the other side. Have them do two on the short sides, then three on the long sides. If desired, you may weave one set of sticks through the other set in an "over-under" pattern.
2. Have the children glue down their "goat's skin" with the craft glue.
3. Have the children color in their C.T. Studd.
4. Use packing tape or (teacher only) use the glue gun to glue C.T. Studd to the top portion of a popsicle stick FROM THE WAIST UP ONLY.
5. Insert the popsicle stick in the slit in the felt so that C.T. is sitting or laying on the bed, depending on the position of the popsicle stick on the under side of the bed.

### **Optional TAKING IT TO OTHERS Activity: Craft Presentation**

If you are presenting the craft to other children or parents the children can hold up their crafts (or your model craft) and read their Bible Truth Connection answers to explain the importance of the craft.

**CASE CRAFT****Discussion Guide****Instructions:**

As the children are settled into making their craft, ask them these questions to help them understand the craft's significance. Use the answers provided to guide the children's answers.

**Discussion Questions**

1. Were did C.T. Studd go to tell the pygmies about Jesus? *Africa.*
2. Why did C.T. get out of his bed of wood and goat's skin every morning at 3 a.m.? *To read God's Word and to pray for hours.*
3. Why did C.T. get up spend so much time reading God's Word and praying?  
*He wanted the Holy Spirit to give him the wisdom and the power to tell others about Jesus that day.*
4. What is Bible Truth that we are learning?  
*The Holy Spirit Gives God's People Wisdom.*
5. What does our craft have to do with our Bible Truth: The Holy Spirit Gives God's People Wisdom?  
*C.T. Studd prayed and read God's Word so long each day because he knew that only the Holy Spirit could give him the strength and words to tell others about Jesus.*
6. What can our craft help us remember?  
*The Holy Spirit living inside His People is very, very powerful! He gives them do mighty things for God.*

**TAKING IT TO OTHERS****Craft Presentation****Instructions:**

Have children hold up your model craft/their crafts. Choose five children (or you say) the five sections below to explain the craft's importance.

**Presentation:**




1. Our craft is: C.T. Studd Getting up from A Bed of Wood and Goat's Skin.
2. In the jungles of Africa, C.T. Studd would get up at 3 a.m. every morning from his bed of wood and goat's skin to read God's Word and pray for hours, asking the Holy Spirit to give him wisdom and power to tell others about Jesus that day.
3. Our Bible Truth is: The Holy Spirit Gives God's People Wisdom.
4. C.T. Studd prayed and read God's Word so long each day because he knew that only the Holy Spirit could give him the strength and words to tell others about Jesus.
5. Our craft can help us remember that God's people need the Holy Spirit to help them each day. They need His wisdom so much that it is even worth getting up early in the morning to ask Him for it!

Note: Even non-readers can participate in presenting the craft, if you will whisper what they are to say in their ear and let them say it aloud for the others to hear.

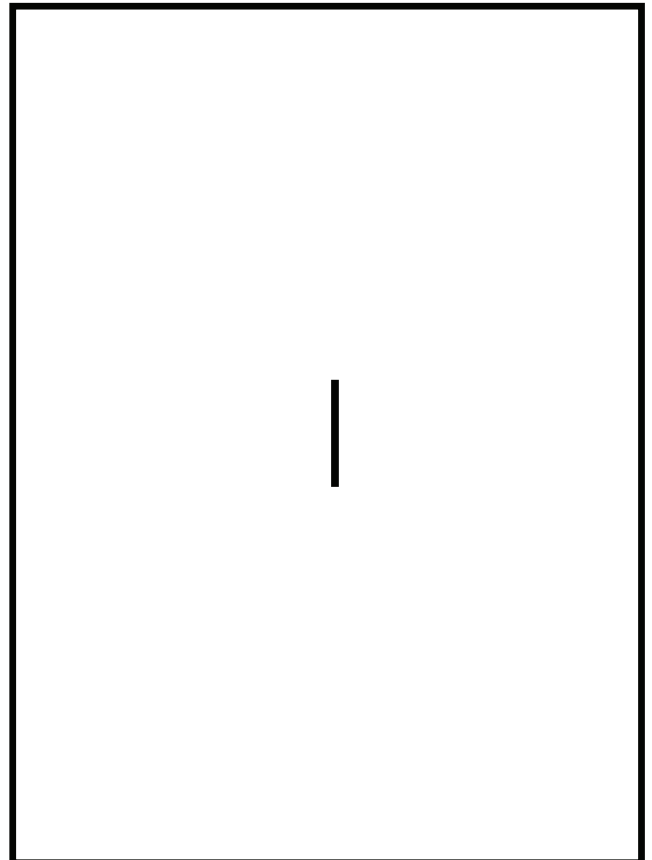


C.T. Studd

Two pieces of cardboard pattern to be cut out and taped together into one, long pattern



Goatskin Pattern





**BEFORE CLASS:****1. PICK YOUR PERSON**

VIPPs can be anyone in your church! Typically, they fall into 6 categories: Church staff, Elders, Deacons/deaconesses, Special Volunteers (people who aren't paid, but spend a lot of time helping out in particular ways), Supported Workers (a.k.a. missionaries), and Church Members.

**2. GATHER YOUR FACTS**

Use the VIPP Information Sheet to write down the facts about your VIPP. The information on this worksheet is used in the VIPP activities, listed in the "Choose an Activity" section below.

**DURING THE ACTIVITY:****1. INTRODUCE YOUR VIPP**

Introduce your VIPP to the children, using the VIPP Information Sheet. Fill in a set of VIPP Clue Cards with the information for your VIPP. If desired, you can even have the actual person come into class for the children to meet.

Need help describing what someone does for the church in a kid-friendly way? Click on the list of common VIPPs and how to describe what they do to kids. See if your VIPP is one of these. It may save you some time.

**2. PRAY!**

Lead the children in praying for the VIPP. Ask the children if they would like to pray for one of the VIPPs prayer requests. Even non-readers can pray for the VIPP if you whisper the prayer request in their ear, then let them say it aloud. Never force a child to pray!

**3. CHOOSE AN ACTIVITY**

There are two activities you can use to help the children learn about the VIPP:

**VIPP Clue Cards:** These are 9 coloring sheets in which children fill in the 9 things they learn about the VIPP from the VIPP Information Sheet. Photocopy a set of each child. Use as few or as many of these Clue Cards as you desire.

**VIPP Game:** This is a game that uses a set of Clue Cards for one or two VIPPs.

Choose a VIPP and fill in his/her information on the VIPP Information Sheet. Fill in a set of VIPP Clue Cards with the information for your VIPP. Tell the children about the VIPP, having them fill in the VIPP Clue Cards with the key facts as they learn them. Write any words the children need to write on a white-board or other piece of paper so they can see how to spell them. Help younger children write these words on their clue cards. Ideas for how to tell the children about many common VIPPs are listed at [praisefactory.org](http://praisefactory.org) with the resources for this Bible Truth.

**Optional TAKING IT TO OTHERS Activity: Introduce and Pray for the VIPP**

If you are presenting the VIPP to other children or parents you can assign children to hold up the 10 clue cards and say what each card tells about the VIPP. (Or, you can have the children hold them up as you tell what each one means.) Then lead the children in praying for the VIPP.

## Game: Picture Run

### Materials

Information for two VIPPs

2 Sets of Clue Cards

Tape

Different color construction paper for each picture.

### Preparing the Game

1. Fill in one set of clue sheets for each VIPP you are using.
2. Put all the Clue Cards in a bag, except for the ones with the names and pictures of the VIPPs.
3. Use tape to put up the pictures of each VIPP on a piece of construction paper. Tape each up in a different location/wall around the room.

### Playing the Game

**Reveal:** Tell the children about the VIPPs, showing them your filled-in clue cards as you tell about them.

**Review:** Put the Clue Cards for the VIPPS put in a bag. Mix up. Have children stand together in middle of the room. Tell them that you will pull out a clue card, show it to them, and they are to run to the picture of the person who it belongs to. Give them the answer after everyone has run to their guessed person. Continue until all clues have been used up. (If you have a slick floor, you may want to avoid running. Make it fun by giving them a different way to go to each picture, such as skip or hop.)

**VIPP INFORMATION SHEET**

**VIPP NAME:**

\_\_\_\_\_

**WHAT VIPP LOOKS LIKE**

Man or Woman? \_\_\_\_\_

Hair color? \_\_\_\_\_

Eye color? \_\_\_\_\_

**FAVORITE ANIMAL**

\_\_\_\_\_

\_\_\_\_\_

**FAVORITE FOOD**

\_\_\_\_\_

\_\_\_\_\_

**FAVORITE FREE TIME ACTIVITY**

\_\_\_\_\_

\_\_\_\_\_

**WHAT VIPP DOES DURING WEEK**

\_\_\_\_\_

\_\_\_\_\_

\_\_\_\_\_

\_\_\_\_\_

**VIPP GROUP OF SERVICE:**

Church Member

Deacon

Elder

Church Staff

Special Volunteer

Supported Worker  
(Missionary)

**3 WAYS VIPP SERVES CHURCH**

\_\_\_\_\_

\_\_\_\_\_

\_\_\_\_\_

\_\_\_\_\_

\_\_\_\_\_

\_\_\_\_\_

\_\_\_\_\_

\_\_\_\_\_

**3 WAYS TO PRAY FOR  
THE VIPP**

\_\_\_\_\_

\_\_\_\_\_

\_\_\_\_\_

\_\_\_\_\_

\_\_\_\_\_

\_\_\_\_\_

\_\_\_\_\_

\_\_\_\_\_

