# BIBLE TRUTH 3, LESSON 1: PLANNER/OVERVIEW

**GETTING STARTED: Welcome and Opening Songs** ***(introduce unit and get kids moving with these songs)***

**Welcome to Praise Factory:** PFI: Praise Factory Investigators Theme Song *PFI ESV Songs 10, Track 1*

**Rules to Help Us Worship God and Love One Another:** WoGoLOA Classroom Rules Song
*PFI ESV Songs 10, Track 2*

**Big Question Under Investigation:** Big Question 10 Songs *PFI ESV Songs 10, Tracks 3,4*

**Big Question Bible Verse:** Ezekiel 36:26 Song: *PFI ESV Songs 10, Track 5*
*Extra Bible Verse: Ezekiel 36:26, ESV Song: A New Heart PFI ESV Songs 10, Track 6*
*Extra Bible Verse: Ezekiel 36:26, ESV Song: Within You PFI ESV Songs 10, Track 7*
*Extra Bible Verse: Ezekiel 36:25-27, ESV Song: You Shall Be Clean PFI ESV Songs 10, Track 8*

**DIGGING DEEP DOWN: Key Concept and Story** ***(introduce the Bible Truth and tell the related story)***

**Bible Truth 3:** The Holy Spirit Gives God's People Wisdom

**Bible Truth Hymn:** The God of Abraham Praise, v.2 *PFI ESV Songs 10, Track 20*

**Bible Verse**: John 14:16-17, ESV
**Bible Verse Song:** I Will Ask the Father *PFI ESV Songs 10, Track 21*
*Extra Bible Verse Song: I Keep Asking Ephesians 1:6,7, NIV 1984 PFI ESV Songs 10, Track 22*
*Extra Bible Verse: If Any of You James 1:5, ESV PFI ESV Songs 10, Track 23*
*Extra Bible Verse: If Any of You Lacks Wisdom James 1:5, ESV PFI ESV Songs 10, Track 24*

**Lesson 1 New Testament:** The Case of the Abandoned Highway *Matthew 16:13-20; Acts 2-4*

**TAKING ACTION: Response Activities** ***(choose from among these activities)***

**Snack and Discussion Planner:** Chariot Wheel Cheese and Crackers
**ACTS Prayer:** Prayer Sheet

**Bible Truth Review:** Discussion Questions and Game: Omit! Obey!

**Bible Truth Hymn:** The God of Abraham Praise, v.2 *PFI ESV Songs 10, Track 20*
Song, Sign Language and Song Game: Mimic Me! **PFI ESV Songs 10 BOOK or ONLINE**

**Bible Verse Review:** John 14:16-17 Discussion Sheet and Game: Simon Says How

**Bible Verse Song:** I Will Ask the Father *PFI ESV Songs 10, Track 21*
Song, Sign Language and Song Game: Word Take Away **PFI ESV Songs 10 BOOK or ONLINE**

**Story Review:** Discussion Questions and Game: Secret Agent

**Case Replay, Jr: Drama Activity for Youngest Children** (children do same story actions together)

**Case Replay, Sr: Drama Activity for Most Children** (children re-tell story with individual parts)

**Craft:** Ethiopian Official Up in His Chariot

**VIPP (Very Important Prayer Person) Prayer Time:** Coloring Sheets (back of book) & Game: Mix and Match

**TAKING IT HOME: Take Home Sheet for Review and Family Devotions**

**PFI Pronto:** Bible Truth 3, Lesson 1 **PFI ESV Prontos 10 BOOK or ONLINE**

# NEW TESTAMENT STORY P.1

**The Case of the Abandoned Highway** *Acts 7-8* by Connie Dever

**Our story is called:**
**The Case of the Abandoned Highway.**
**As you listen to the story, see if you can figure out:**
1. Where was the Abandoned Highway? Who was told to go there?
2. Who did this person find on the Abandoned Highway? What was he doing? How did the Holy Spirit work in him and in the person sent to him?

This story takes place in New Testament times, not long after Jesus rose from the dead and went to heaven.

What a great day Pentecost had been! On that day, God sent His Holy Spirit to live in the hearts of His people in a new way. He gave the disciples courage to stand up and tell others about Jesus. And so they did! Thousands heard and thousands believed! The church was growing rapidly!

As the number of people who believed in Jesus grew, so did the number of people who persecuted them! Many Christians in Jerusalem were arrested, beaten, and put in prison. Before long, almost all except Jesus' first eleven disciples had left town and scattered throughout Judea and Samaria.

Had something gone wrong? Why would God let this happen to them? No, nothing had gone wrong. The opposite was true! God was fulfilling the plan He had always had for the world. What had been Jesus' last words to his disciples before He went into heaven?: "But you will receive power when the Holy Spirit comes on you; and you will be my witnesses in Jerusalem, and in all Judea and Samaria, and to the ends of the earth." (Acts 1:8)

No, this was no mistake. God was using this persecution to send His people out to tell the gospel of Jesus to the whole world, beginning right there with the towns of Judea and Samaria!

Philip was one of the disciples who fled Jerusalem. In Jerusalem, he had been one of seven men chosen to be deacons. He made sure that the needs of the believers in the Jerusalem church were properly taken care of. He was a man full of the Holy Spirit and wisdom, with a humble servant's heart.

But now the persecution, Philip was leaving Jerusalem. Where would he go, what would he do? Philip was a man full of the Holy Spirit: he would seek God's wisdom and would go wherever God wanted him to go.

And where did God want Philip to go? To Samaria--one of the last places Philip probably would have chosen! Samaria was the home of the Samaritans: a group

of people who disgusted Jews. The Samaritans were Jews who had long ago broken God's command to marry only people who worshiped Him. The Samaritans married their sons and daughters to people who worshiped Baal and golden bulls and other idols. And then, before long, they became worshipers of those idols, too. The Jews believed it dishonored God to have anything to do with Samaritans. Many believed Samaritans were so sinful that they could never be forgiven by God.

But Jesus had shown this was not true. He had gone into Samaria and urged them to believe in Him, the Messiah, come to save sinners. Many had already turned from their sins and trusted in Jesus. And now, God was sending out Philip to share the good news of Jesus with even more Samaritans. How amazing is the Lord! How kind He is to all sinners!

So Philip left Jerusalem and went north to a city in Samaria and began to tell the people about Jesus. Crowds would gather around Philip as he told them the good news of Jesus. People with all kinds of sicknesses and problems came to Philip and God healed them through him. The Holy Spirit gave Philip wise words to say and He opened the hearts of the Samaritans to understand and believe in Jesus. Soon there was great joy in the city as many people turned from their sins, believed in Jesus and were baptized. Yes, it was clear: the Holy Spirit had wisely guided Philip to Samaria and

**Story-telling Tips**

Ahead of time:
1. Read the Bible verses and story. Pray!
2. Create story cue cards on index cards (or highlight text).
3. Practice telling story dramatically, timing your presentation Shorten, if necessary to fit your allotted time.
4. Decorate area with story props that help bring your story alive.

During your presentation:
1. Maintain as much eye contact as possible as you tell the story. Point to/use props at important points in the story. Include the kids in your story with a few questions about what they think will happen or words/concepts that might be new to them.
2. Watch the kids for signs that their attention span has been reached. Shorten, if necessary.

had blessed Philip's words to bring many Samaritans to know Him!

With hundreds of Samaritan people becoming Christians, why would Philip ever think of leaving? Yet, one day, an angel of the Lord said to Philip, "Go south to the road—the desert road—that goes down from Jerusalem to Gaza."

What a strange command! Here Philip was in Samaria, where he could hundreds and hundreds of people about Jesus. Was he really to leave Samaria and start walking south, fifty miles down some road? Especially THAT road! Why almost no one traveled THAT road out of Jerusalem. It only led past a deserted town called Old Gaza. Now everyone took the other, the new road, south to New Gaza. It didn't make sense! But Philip was a man full of the Holy Spirit and wisdom. He obeyed the angel and trusted the Holy Spirit's wisdom.

Philip set out from Samaria and walked and walked and walked. After about four days of walking, Philip made it to Jerusalem and started down the road to Old Gaza. This walk seemed useless. There was no one in sight as far as the eye could see! But Philip was a man full of the Holy Spirit and wisdom. He would believe the angel's words and keep trusting that God was guiding him.

At last, Philip picked up a faint, clattering noise behind him. It was chariot coming towards him! "A chariot! No one but very, very rich and important people have a chariot!" Philip knew. "What is it doing coming this way on THIS road? Perhaps this is why the Lord guided me to this road."

It was! "Go to that chariot and stay near it," the Holy Spirit guided Philip.

As the chariot neared, Philip could see a richly dressed, African man reading a scroll aloud to himself, as his servants drove the chariot's horses. This was none other than one of the most important men in all of Ethiopia. He took care of all the money of Candace, Queen of Ethiopia!

Ethiopia! Why that was so far away that people in Jerusalem called it 'the ends of the earth!' It was a good sixty-day (2-month) journey by chariot to get to Jerusalem from there!

What would bring this important Ethiopian so far away from his home and his Queen? One reason only: this man was a seeker of the LORD who had traveled all that way from Ethiopia to Jerusalem just to worship Him at the Temple in Jerusalem in the Temple courts.

And now, as he was making the long trek back home, he read aloud the scroll of the Bible he had. The man read:"He was led like a sheep to the slaughter, and as lamb before the shearer is silent, so he did not open his mouth. In his humiliation he was deprived of justice. Who can speak of his descendants? For his life was taken from the earth."

Philip could hear the man reading. "I know that Bible passage!" Philip thought to himself. "This man is reading from the book of Isaiah in the Bible. He's reading the part that tells how Jesus would be the Lamb of God who would be sacrificed to pay for His people's sins!" Philip could see that God had indeed been guiding him down this dusty, deserted road for a very good reason: to tell this man about Jesus!

Philip ran up to the chariot and said, "You're reading from Isaiah. Do you understand what you are reading?"

"How can I," the man answered, "unless someone explains it to me? If you can explain it to me, please join me up here in my chariot."

Philip most certainly could. The Holy Spirit had given him wisdom to understand. Philip climbed up in the chariot and beginning with those verses, he shared the good news of salvation through Jesus.

The Ethiopian official had never heard such things before, but the Holy Spirit worked in his heart, too. He gave him wisdom to understand and faith to believe Philip's words, as they traveled along the road.

"Stop this chariot!" the Ethiopian suddenly said to his servant. "Look, here is water," he said to Philip. "Why shouldn't I be baptized?"

So Philip and the Ethiopian official went down into the water and Philip baptized him. When they came up out of the water, the Spirit of the Lord suddenly took Philip away: He was guiding Philip to other work, in a far away place called Azotus.

And what of the Ethiopian official? He didn't see Philip again, but went on his way rejoicing back home to the "ends of the earth." Now the good news of Jesus would spread out to peoples in even more, far away

places through this man. God was fulfilling His plans!

Philip was a man full of the Holy Spirit and wisdom. What wonderful things the Lord did through Philip because he listened and obeyed.

## Cracking the Case:

**It's time to answer our Case Questions.**

**1. Where was the Abandoned Highway? Who was told to go there?** It was the old road that lead south through Gaza.

**2. Who did this person find on the Abandoned Highway? What was he doing? How did the Holy Spirit work in him and in the person sent to him?** Philip found the Ethiopian official riding in his chariot and trying to understand God's Word. The Holy Spirit helped Philip explain the passage about Jesus and He helped the Ethiopian official understand it, repent of his sins and trust in Jesus as his Savior.

## Something for You and Me

**Our Bible Truth is:**
**The Holy Spirit Gives God's People Wisdom**
**Our Bible Verse is: John 14:16-17**
"And I will ask the Father, and he will give you another Helper, to be with you forever, even the Spirit of truth, whom the world cannot receive, because it neither sees him nor knows him. You know him, for he dwells with you and will be in you."

In those early days of the church, God used the Holy Spirit to lead the disciples in some amazing ways. But what about us, today? Will God give us wisdom, if we are His people? Yes, He will! To all who turn away from their sins and trust in Jesus as their Savior, God promises to send the Holy Spirit to fill their hearts. And by that Holy Spirit, fellowshipping with them in their hearts, He will give them wisdom as they pray, read God's Word and speak with other Christians.

Let's praise God for giving His people His Holy Spirit so that they might have the wisdom they need to live for Him. Let's ask Him to work in our hearts, helping us to turn away from our sins and to trust in Jesus as our Savior. Let's ask Him to send the Holy Spirit to live in our hearts, that we might receive wisdom from Him to know and love God, and to live for Him.

*Close in prayer.*

## Closing ACTS Prayer

**A** God, we praise You for being the Giver of the Holy Spirit to Your people.

**C** God, we confess that like the Samaritans, we have all chosen to disobey You. Perhaps not by marrying people who aren't worshipers of You, like they did. But still, we all choose to do things our own way instead of Your good way….even when we know them. We need a Savior!

**T** God, we thank You for sending Your people out into all the world so that all might hear the good news of Jesus and be saved!

**S** God, work in our hearts! Help us to turn away from our sins and trust Jesus as our own Savior. Send the Holy Spirit to live in our hearts and give us wisdom. Send out Your people to all the earth, that all may hear and believe in Jesus as their own Savior.

## Special Words

**Samaritan:** The Samaritans were Jews who had long ago broken God's command to marry only people who worshiped Him. The Samaritans married their sons and daughters to people who worshiped Baal and golden bulls and other idols. And then, before long, they became worshipers of those idols, too. The Jews believed it dishonored God to have anything to do with Samaritans. Many Jews believed that the Samaritans were so sinful that they could never be forgiven by God.

**Baal:** A false god worshiped by many of the peoples of Canaan in Old Testament times.

# ACTS PRAYER ACTIVITY

Use this sheet to write down your ACTS Prayer

**Instructions:**

Use this sheet to help the children apply the Bible Truth into a prayer. You can use the ACTS provided or even better, have the kids think of their own applications. Also have the children add their personal requests to the prayer, too. Lead the children in the prayer or let them pray sections, with your help. Never force a child to pray! Non-readers can participate by you whispering a section of the prayer into their ear and allowing them to pray it aloud for the group.

## ADORATION:

God, we praise You for being the Giver of wisdom through Your Holy Spirit.

God, we praise You for being.....

Add your own Adorations:

## CONFESSION:

God, we confess that many times we chose not to ask You for wisdom. Instead we choose to do things our own way. We need Jesus to be our Savior! We need Your Holy Spirit to change our hearts to love You and live for You

God, we have sinned against You....

Add your own Confessions:

## THANKSGIVING:

Thank You, God for all the wisdom You offer us from Your Holy Spirit. Thank You for this wisdom You have given us through the Bible, godly parents and friends, our teachers at church, and directly to our hearts as we pray.

God, we thank You for...

Add your own Thanksgivings:

## SUPPLICATION:

God, work in our hearts, that we might turn away from our sins and trust in Jesus as our Savior. Send the Holy Spirit to live in our hearts. Give us wisdom to know how to love You and others; and, to know how You want us to live. Help us to live out the wisdom You give us!

God, we need Your help...

Add your own Supplication:

## SNEAKY SNACK

Can you figure out how this snack ties in with our case?

**Snack: Chariot Wheel Cheese and Crackers**

Make chariot out of half piece of square cheese with small circular crackers (oyster cracker, e.g.) for wheels. Add teddy graham Philip, Ethiopian official and driver. Or, you can check on-line resources for simple Ethiopian food.

This is only a suggestion. Feel free to modify. Be mindful of allergy issues among your children!

**Case Tie-in:** The Holy Spirit helped Philip explain the meaning of the verses the Ethiopian official read as they rode along in his chariot. The Holy Spirit worked in the official's heart, helping him understand, repent of his sins and believe in Jesus.

## SOUL FOOD

Food for thought during snack time

1. What does the snack have to do with the story?

Choose a few questions from the other activity discussion sheets to talk about during this snack time.

2.

3.

4.

5.

6.

7.

# BIBLE TRUTH 3 REVIEW P.1

Directions: Read and discuss Bible Truth, using a FEW of the questions. Play game. Feel free to modify the game to fit your children.

**The Holy Spirit Gives God's People Wisdom**

The Holy Spirit gives God's people the wisdom they need to know God and to live for Him.

How does the Holy Spirit give God's people wisdom? He works in their hearts as they read the Bible, when they listen to Bible teaching, when they talk with other Christians, and when they pray.

This is one of the reasons why God's people set aside time to regularly read God's Word and pray. They know this keeps their heart open to hear the wisdom of the Holy Spirit. This is also one of the reasons why God's people gather together in churches: so they can learn God's Word from godly leaders; and, so they ask each other for help understanding what God's Word means and how to live it out. The Holy Spirit especially uses these things to help them understand God's truths and how God wants them to live them out.

There may be many things about God and His plans that God's people do not completely understand, but God will always give them the wisdom they need to live for Him. They only need to ask, and He promises to give it to them.

**Understanding the Bible Truth**

1. By whom does God give His people wisdom? *By His Holy Spirit, working in their hearts.*
2. What is wisdom? *Knowing what God wants us to do.*
3. What does the Holy Spirit give God's people wisdom to do? *To live their lives to please God.*
4. How does God give His people wisdom? *By the Holy Spirit, as they read the Bible, when they listen to Bible teaching, when they talk with other Christians and when they pray.*
5. What is one of the reasons why God's people set aside time to regularly read God's Word and pray? *This keep their hearts open to hear the wisdom of the Holy Spirit.*
6. What is one of the reasons why God's people gather together in churches? *So they can learn God's Word from godly leaders; and, so they can ask each other for help understanding what God's Word means and how to live it out.*
7. What does the Holy Spirit especially use to help God's people understand God's truths and how God wants them to live? *By regularly reading God's Word and praying. By gathering together in churches with other believers.*
8. What will probably be a mystery to God's people in this life? *Many things about God and His plans.*
9. What does God always promise to give His people? *The wisdom they need to live for Him.*
10. How can we become God's people? *By turning from our sins and trusting in Jesus as our Savior.*

**Bible Verse Connection Question**

1. What does our Bible Truth have to do with our **Bible Verse: John 14:16-17**: "And I will ask the Father, and he will give you another Helper, to be with you forever, even the Spirit of truth, whom the world cannot receive, because it neither sees him nor knows him. You know him, for he dwells with you and will be in you."?
*Jesus promised to send the Holy Spirit to help God's people. He would live inside of them, giving them wisdom and teaching them how to live for God. He would never leave them. He would help them live for God.*

**Bible Truth Story Connection Questions**

1. How did the Holy Spirit give Philip wisdom? *He helped him accept the angel's message, He told him to follow the chariot, He helped him understand the passage from Isaiah and know the right things to say to the Ethiopian offici*al.

**Life Application Questions**

1. Why is it so important to pray and read the Bible each day, if God's people want the Holy Spirit to give them wisdom? *Because He gives them wisdom when they ask for it. He speaks to them when they pray and read the Bible.*
2. Why is it so important that God's people go to church to hear preaching and to know other Christians, if they want the Holy Spirit to give them wisdom? *Because He speaks to them through the preaching of the Bible and when they talk to Christians.*
3. How can we become God's people? *By turning away from our sins and trusting Jesus as our Savior.*

# BIBLE TRUTH 3 REVIEW P.2

**ACTS Questions**

1. What is something we can praise God for because of this Bible Truth?

*Praise God for being the Giver of wisdom through His Holy Spirit.*

2. What are sins we can confess to God because of this Bible Truth?

*Confess that many times we forget to ask God for wisdom. Many times we don't know want to know His wisdom because we want to do things our own way.*

3. What is something we can thank God for because of this Bible Truth?

*Thank God for all the wisdom He has given us (through the Bible, godly parents and friends, our teachers at church, in our hearts).*

4. What is something we can ask God for because of this Bible Truth?

*We can ask God to work in our hearts that we would want to turn away from disobeying Him and trust in this wonderful Jesus as our own Savior. Ask God to fill us with more and more wisdom through His Holy Spirit.*

**The Gospel**

1. God gives His Holy Spirit to live inside His people. He gives them wisdom to know God and how to live for Him. How can someone become one of God's People and receive God's wonderful gift of the Holy Spirit? What is the gospel?

*God is the good Creator and King of the world. He made people to worship Him and live by His good laws. But we are all sinners who have rebelled against Him. We all deserve death--God's just, eternal punishment for our sins. How terrible! But God has good news for us. In His great mercy, God sent His Son Jesus to earth to save sinners. Yes, Jesus, the perfect Son of God, left His home in heaven and became a man. He lived the perfect life that pleases God. (He's the only one who has ever done that!) He offered it up to God His Father as the perfect sacrifice for sins when He suffered and died on the cross. Then, on the third day, Jesus rose from the dead in victory. He had fully paid for the sins of God's people, so they wouldn't have to! Now all who turn away from their sins and trust in Jesus as their Savior will receive forgiveness of sins and eternal life with God. They will be His very own special people who will know Him and enjoy Him forever. We can be God's people, too, if we turn from our sins and trust in Jesus as our own Savior.*

# Game: Omit! Obey!

**Materials**
Bible Truth Questions

**Preparing the Game**
1. Choose 20+ questions for your game from the Bible Truth Discussion Questions, or make up your own.
2. Write the Bible Truth questions on small thin strips of paper (or make a photocopy of the Bible Truth Discussion Questions and simply cut them into strips) and put them in the bag/bowl.

**Playing the Game**
Divide the children into two teams, having them line up in straight lines, arms' length apart, side to side. The leader stands at one end of the two lines and tells the children that he/she will tell them to do a certain action, saying "Obey" or "Omit" right before doing it. Children are to do the action if the leader says "Obey", but NOT do it if they say "Omit" first. Any child caught moving when the leader has said "Omit" is identified and is the Question Chooser for the class. If the class answers the question correctly, then the child resumes play. If not, then the child must sit out until another round when a correct answer is given.

Game continues as number of questions, time, and attention span allow.

NOTE: Have children who are "Out" help give you ideas for actions.

**Non-competitive Option**
Let the Question Chooser immediately back into the game, even if the class misses the question. Add the missed question back into the bag for further review.

**Optional TAKING IT TO OTHERS Activity: Quiz Questions**
Have the children choose a few of the questions from the game to ask the parents/other children during TAKING IT TO OTHERS time. Help pre-readers by whispering the question in their ear and letting them ask it aloud to the parents/other children. Make sure you read the Bible verse aloud before you ask your questions.

# BIBLE TRUTH HYMN P.1

Directions:
1. Write words to song in large print before class.
2. Play the song for the children, helping them follow along on the song sheet.
3. Discuss the song, using a few questions from the discussion sheet. *Don't use them all!*
4. Introduce sign language for key words of your choice from sign language sheet for your song. Use as few or as many as you think the children can learn.
5. Sing and sign the song. Sign language as well as large format lyrics and sheet music are found in the PFI Unit Songbook or online.
6. If desired, play the Song Game.

**Optional TAKING IT TO OTHERS Activity: Presenting and Singing the Song**
1. Sing and sign the song, encouraging the watching children/parents to join in.
2. Ask the class some of the questions listed below. The Bible Truth Connection Question is particularly good to help them understand how the song ties in with the Bible Truth.

**The God of Abraham Praise** **Listen to it on PFI ESV Songs 10, Track 20**

**Verse 2**
His Spirit floweth free,
High surging where it will:
In prophet's word He spoke of old,
He speaketh still.
Established is His law,
And changeless it shall stand,
Deep writ upon the human heart,
On sea or land.

## Understanding the Song

1. Who is "His Spirit?" *The Holy Spirit of God.*
2. Where does the Holy Spirit go and why? *He flows freely, where He wills to go, with the power to do to will of God the Father and the Son, like a surging, powerful wave.*
3. How did the Holy Spirit flow in prophet's word? *By giving the prophet God's words to speak and to write down.*
4. How does God speak still? *By the Holy Spirit working in our hearts as we hear the words of the Bible spoken and explained.*
5. What does it mean for God's law to be established and changeless? *To be established means that it is firmly in place and cannot be taken away. God's law—another name for the Bible— has been put in place by God. No one can change one of His laws that they don't like and make a new one instead. His law is changeless, always true.*
6. How is God's law written upon the human heart? *It is NOT written with a pen or pencil. It means that God made people to know deep down in their hearts that there is a God and to know what He has set up as right and wrong. It also means that it is God's Holy Spirit who helps God's people not just understand His Word, but to remember it and to apply it to their lives.*

## Bible Truth Connection Question

1. How does this song relate to our **Bible Truth: The Holy Spirit Gives God's People Wisdom**?
*God's Holy Spirit is powerful to teach us and give us wisdom. Whether it is the words of the prophets or the laws o rthe words of the Psalms in the Old Testament; or, the words of Jesus in the gospels or the letters of people like Paul in the New Testament, God's Holy Spirit uses God's Word, the Bible, to give us His wisdom. And the wonderful thing is, He doesn't just help us understand it with our minds. We can ask Him to "write it on our hearts"--which means, change us by His wisdom that we love and live for God.*

## Story Connection Question

1. How does this song relate to today's story? *The Holy Spirit was always with Philip, helping him understand and explain God's Word. In this story, the Holy Spirit helps Philip explain the words of the LORD written down many years earlier by the prophet Isaiah The Holy Spirit worked in the heart of the Ethiopian official, helping him believe them in his heart, turn from his sins and trust in Jesus as his Savior.*

# BIBLE TRUTH HYMN P.2

**Life Application Questions**

1. How can God's people be affected by the message of this song? *They can praise God for speaking to them, even today through the words of the prophets written in the Bible, through His law, and even by the way He made their hearts to know Him. They can ask Him to have His Holy Spirit fill them with understanding and desire to please Him.*
2. How can we become God's people? *By turning away from our sins and trusting in Jesus as our Savior.*

**Bible Connection Question**

1. What does this hymn have to do with our Bible Verse: **John 14:16-17**: "And I will ask the Father, and he will give you another Helper, to be with you forever, even the Spirit of truth, whom the world cannot receive, because it neither sees him nor knows him. You know him, for he dwells with you and will be in you."?

*The Holy Spirit is the promised helper from God to His people. He works inside them, helping them understand God's laws, the words He spoke through the prophets, and all the rest of the Bible. He is the one who writes these words upon their hearts. That is, He is the one who works in them to help them remember and live by God's Word.*

**ACTS Questions**

1. What is something we can praise God for from this hymn?

*Praise God for being the Speaker of His Word through prophets long ago and that still speaks to us as we read His Word, the Bible.*

2. What are sins we can confess to God from this hymn?

*That many times we chose to disobey God's words, including the words of His prophets, written down in the Bible. We need a Savior!*

3. What is something we can thank God for from this hymn?

*We can thank God for giving us His Word to speak to His people, long ago through the prophet's and even today as we read it.*

4. What is something we can ask God for from this hymn?

*That God would work in our hearts that we might turn from our sins and trust Jesus as our Savior. Ask Him to help us to understand His prophets words, written in the Bible. Ask Him to help us obey all His commands.*

**Gospel Question**

1. The LORD gave His people many promises about the Savior, Jesus, who would come to save His people. What is the good news of Jesus that the prophet's words of old promised? What is the gospel?

*God is the good Creator and King of the world. He made people to worship Him and live by His good laws. But we are all sinners who've rebelled against Him. We all deserve death--God's just, eternal punishment for our sins. How terrible! But God has good news for us. In His great mercy, God sent His Son, Jesus to earth as a man to save sinners. He lived the perfect life that pleases God. (He's the only one who's ever done that!) He offered it up to God His Father as the perfect sacrifice for sins when He suffered and died on the cross. Then, on the third day, Jesus rose from the dead in victory. He had fully paid for the sins of God's people, so they wouldn't have to! Now all who turn away from their sins and trust in Jesus as their Savior will receive forgiveness of sins and eternal life with God. They will be His very own special people who will know Him and enjoy Him forever. We can be God's people, too, if we turn from our sins and trust in Jesus as our own Savior.*

# Song Game: Mimic Me!

**Materials**
Sign Language
Song

**Preparing the Game**
None.

**Playing the Game**
1. Practice the song and signs until the children know them well. Choose a person to be the leader and let them decide upon an action for everyone to do as they sing the song, such as jump on one foot, etc.
2. Sing the song while doing the chosen action.
3. Select another child to be the leader.
4. If desired, you can choose a different action for different important words in the song, such as jump on one foot when you sing the word "grace", but clap your hands when you sing the word "Jesus". Ask the children the meaning of each of the words before adding in their action.

Game continues as number of questions, time, and attention span allow.

# BIBLE VERSE REVIEW P.1

choose a FEW questions for discussion, then choose the game and/or music activity

***Meditation Version: John 14:16-17***

"And I will ask the Father, and he will give you another Helper, to be with you forever, even the Spirit of truth, whom the world cannot receive, because it neither sees him nor knows him. You know him, for he dwells with you and will be in you."

***Alternate Memory Version: John 14:16,17***

"And I will ask the Father, and he will give you another Helper, to be with you forever, even the Spirit of truth... You know him, for he dwells with you and will be in you."

**Understanding the Bible Verse**

1. Who is the "i" in this verse? Who is the "Father"? *Jesus is the "I". God is the "Father."*
2. Who is Jesus speaking to? When? *His first disciples, right before He is arrested and taken to the cross to die. Who else, besides Jesus' first disciples, is this promise for? It is for all believers--all who would ever turn from their sins and trust in Jesus as their Savior. They, too, will have the Holy Spirit come inside them and live in their hearts as their helper.*
3. Who is the Helper Jesus is promising? *God's Holy Spirit.*
4. How long will the Holy Spirit be with God's people? *Forever.*
5. How will the Holy Spirit help God's people? *He will live inside them, revealing and confirming what is true. He will help them understand, remmeber and live out God's Word.*
6. What other name does Jesus use for the Holy Spirit in this verse? The Spirit of truth.
7. What does Spirit of truth mean? *The Holy Spirit always reveals and confirms what is true. He will do this in the hearts of God's people. He will make them wise in God's Word and God's will.*
8. Who cannot receive the Holy Spirit? *The world.*
9. Who is the world that cannot receive the Holy Spiirit? *World is a word with different meanings. Here, Jesus means that those who do not turn from their sins and trust in Jesus as their Savior are "the world."*
10. Why dan't the world receive the Holy Spirit? *The Holy Spirit lives in the hearts of believers only. These are people who by faith believe that Jesus is the Savior. The world does not have faith. These are people who need to see to believe. These are people who do not know God.*
11. How do God's people know the Holy Spirit? *He dwells in them. They know Him in their hearts.*
12. Can someone who might be part of "the world" not ever come to have the Holy Spirit live inside them as their Helper? *Yes! When they turn from their sins and trust in Jesus as their Savior. He is God's gift to all who believe. And faith to repent and believe is a gfit God loves to give all those who ask for it!*

**Bible Truth Connection Question**

1. What does this verse have to do with the **Bible Truth: The Holy Spirit Gives God's People Wisdom?**

*Jesus promised His disciples that after He rose from the dead and went to heaven that He would not leave them alone. He would send them the Holy Spirit to be their helper. He would live inside of their heart, giving them wisdom and helping them know and love God, and live for Him. He would be with them forever.*

**Story Connection Question**

1. How does this verse relate to our story? *Philip was one of Jesus' disciples. He heard Jesus make this promise and was present on that first day when the Holy Spirit came down to live inside those first believers. He knew the Holy Spirit in his heart and listened to him. The Holy Spirit helped Philip do everything God wanted him to do.*

**Life Application Questions**

1. Who will God give His Holy Spirit to today?

*All His people; all those who turn from their sins and trust in Christ and live for Him.*

2. How can we have the Holy Spirit be our Helper? How can He come to dwell inside us and we know Him?

*When we turn away from our sins and trusting in Jesus as our Savior.*

# BIBLE VERSE REVIEW P.2

**ACTS Questions**

1. What is something we can praise God for from this Bible verse?

*Praise God for being the Giver of a Helper to live inside His people forever.*

2. What are sins we can confess to God from this Bible verse?

*That many times we want to do things on our own. We don't want a Helper, even though we need Him if we are to live for God. We need a Savior! We need the Holy Spirit!*

3. What is something we can thank God for from this Bible verse?

*We can thank God for sending the Holy Spirit to be His people's Helper. We can thank God for not having His people live life on their own. We thank Him for giving Him to them alway to be with them, to live inside them...forever!*

4. What is something we can ask God for from this Bible verse?

*We can ask God to work in our hearts that we would want to turn away from disobeying Him and trust in this wonderful Jesus as our own Savior. We can ask Him to give us His Holy Spirit to live in our hearts so that we can know Him and He can help us to know God and His truth, and live for Him.*

**The Gospel**

1. What must we do if we want to know God and be filled with His Holy Spirit? What is the gospel?

*God is the good Creator and King of the world. He made people to worship Him and live by His good laws. But we are all sinners who have rebelled against Him. We all deserve death--God's just, eternal punishment for our sins. How terrible! But God has good news for us. In His great mercy, God sent His Son Jesus to earth to save sinners. Yes, Jesus, the perfect Son of God, left His home in heaven and became a man. He lived the perfect life that pleases God. (He's the only one who has ever done that!) He offered it up to God His Father as the perfect sacrifice for sins when He suffered and died on the cross. Then, on the third day, Jesus rose from the dead in victory. He had fully paid for the sins of God's people, so they wouldn't have to! Now all who turn away from their sins and trust in Jesus as their Savior will receive forgiveness of sins and eternal life with God. They will be His very own special people who will know Him and enjoy Him forever. We can be God's people, too, if we turn from our sins and trust in Jesus as our own Savior.*

## Game: Simon Says How

**Materials**
Bible verse written up in large print so that all can see
A die
Die Number and Action Chart (see below)

**Preparing the Game**
Make a sign as follows:
1 = Head
2 = Feet
3 = Hands
4 = Head and Feet
5 = Feet and Hands
6 = Whole Body

**Learning the Verse**
Some or all of your children may be non- or early readers. Teach the verse in sections, having them say it after you. Repeat a few times. Add clapping or other movement as they say it.

**Directions**
1. If desired, lead the children in a discussion of a ***FEW*** of the most important questions before beginning game.
2. Explain the game to them as follows:
Have the children spread out facing the leader. Tell the children that they are going to play "Simon Says How", a game in which everyone will take turns making up different actions that they will try to do while trying to say the verse. Explain that "Simon" will roll the die and make up actions that use the parts of the body that correspond to the number on the chart. Everyone else will then recite the verse while doing the actions "Simon" made up. Simon will then choose another person to be Simon in his place.

Game continues until all children get to be Simon, or as time and attention span allow.

**Optional TAKING IT TO OTHERS Activity: Quiz Questions**
Have the children choose a few of the questions from the game to ask the parents/other children during TAKING IT TO OTHERS time. Help pre-readers by whispering the question in their ear and letting them ask it aloud to the parents/other children. Make sure you read the Bible verse aloud before you ask your questions.

# BIBLE VERSE REVIEW: MUSIC P.4

Directions:
1. Write words to song in large print before class.
2. Play the song for the children, helping them follow along on the song sheet.
3. Discuss the song, using a few questions from the discussion sheet. *Don't use them all!*
4. Introduce sign language for key words of your choice from sign language sheet for your song. Use as few or as many as you think the children can learn.
5. Sing and sign the song. Sign language as well as large format lyrics and sheet music are found in the PFI Unit Songbook or online.
6. If desired, play the Song Game.

**Optional TAKING IT TO OTHERS Activity: Presenting and Singing the Song**
1. Sing and sign the song, encouraging the watching children/parents to join in.
2. Ask the class some of the questions listed below. The Bible Truth Connection Question is particularly good to help them understand how the song ties in with the Bible Truth.

**I Will Ask the Father**

**Listen to it on PFI ESV Songs 10, Track 21**

I will ask the Father,
And He will give you,
Another Helper to be with you forever,
A helper to be with you forever,
Even the Spirit of truth,
Even the Spirit of truth.

You know Him, for He dwells with you,
And will be in you,
Another Helper to be with you forever,
A helper to be with you forever,
Even the Spirit of truth,
Even the Spirit of truth.
John Fourteen, sixteen and seventeen.

## Song Game: Word Take Away

**Materials**
Sign Language Signs and Song
White board and marker
Eraser

**Preparing the Game**
1. Write the words to the song on a white board.

**Playing the Game**
1. After children have learned the song and signs well, then tell the children that you are going to leave out words from the song (that you've learned signs for) and just do the sign in its place.
2. Have the children help you choose a word to take out. Erase the word from the board. Review the sign the for erased word.
3. Sing the song, trying to remember to NOT sing the word and do only the sign.
4. Continue to take out words until all of the words (with signs) have been taken out.

Game continues as number of questions, time, and attention span allow.

# STORY REVIEW P.1

Directions: Read and discuss Bible Truth, using a FEW of the questions. Play game. Feel free to modify the game to fit your children.

**General Story Questions**

1. What happened in Jerusalem that made the Christians leave?
*The church was being persecuted. Many people were hurt, thrown in jail or killed.*
2. How did leaving Jerusalem fulfill Jesus' command to his disciples?
*Jesus had told them to go to the ends of the earth and make disciples of all people. They needed to leave Jerusalem to do this!*
3. What did Philip do before he left Jerusalem? *Philip was a deacon. He helped take care of the needs of the believers in the Jerusalem church.*
4. What kind of man was Philip? *He was a godly man, filled with the Holy Spirit.*
5. What did Philip do when he went to Samaria? *Told the Samaritans the good news of Jesus.*
6. What was unusual about a Philip, a Jewish Christian, telling the Samaritans about Jesus? *Jews typically hated the Samaritans. They wanted nothing to do with them. Many Jews believed that Samaritans were so sinful that God would not ever forgive them. How amazing that God would now send a Jewish Christian to tell the Samaritans that they could be saved through faith in Jesus!*
7. What had the Samaritans done that made the Jews hate them so much? *Long ago, they had broken God's command to only marry those who worshiped Him. They married people who worshiped idols instead and then started worshiping the idols, too.*
8. What did the Samaritans do when they heard Philip's message? *Many turned away from their sins (repented) and trusted in Jesus as their Savior.*
9. Why did Philip leave Samaria? *Because God's Holy Spirit told him to.*
10. Where was Philip supposed to go and why was that odd? *Philip was supposed to walk down the Old Gaza Road. No one went down that road much anymore, since the new road had been built. It seemed like the Holy Spirit was telling him to waste his time.*
11. Who did Philip meet on the old Gaza road? *The Ethiopian official.*
10. Where had this man been? Why? *He had been to Jerusalem to worship the LORD at the Temple. He was a seeker of the LORD.*
12. Where was the official from in the story? *He was from Ethiopia.*
13. What important job did he have? *He took care of Queen Candace's money.*
14. What was he reading? *A scroll of the book of Isaiah, from the Bible.*
15. What did Philip tell him about Jesus? *He told him that Jesus was the one that Isaiah was talking about, the one who would come and save His people from their sins. Philip told the man how he could be saved by faith in Jesus.*
16. What did the Ethiopian official do when he heard Philip's message? *The official repented of his sins and believed.*
17. What did the official want Philip to do when they drove by some water? *He wanted to be baptized as a sign that he had turned from his sins and trusted in Jesus as his own Savior.*
18. How did the Holy Spirit guide Philip? *The Holy Spirit guided Philip by whispering words into his heart. He also guided him as he heard God's Word, prayed and spoke to other Christians.*

**Bible Truth Connection Questions**

1. What does this story have to do with our Bible Truth? *The Holy Spirit gave Philip wisdom and guidance to know what God wanted him to do.*

**Life Application Questions**

1. Does the Holy Spirit guide God's people today? How? *Yes, He does. The Holy Spirit guides God's people today as they read God's Word, pray and speak to other Christians. He confirms the truth that God has spoken in their hearts. He helps them understand it and apply it to their lives and the lives of others.*
2. What kind of things can we do if we want the Holy Spirit to guide us? *We can pray, read God's Word and speak with other Christians. Most of all, we first need to turn away from our sins and trust in Jesus as our own Savior. He will fill us with His Holy Spirit to give us wisdom and guidance.*

# STORY REVIEW P.2

**Bible Verse Connection Question**

1. What does the story have to do with our **Bible Verse: John 14:16-17**: ""And I will ask the Father, and he will give you another Helper, to be with you forever, even the Spirit of truth, whom the world cannot receive, because it neither sees him nor knows him. You know him, for he dwells with you and will be in you."?
*Philip was one of Jesus' disciples. He heard Jesus make this promise and was present on that first day when the Holy Spirit came down to live inside those first believers. He knew the Holy Spirit in his heart and listened to him. The Holy Spirit helped Philip do everything God wanted him to do.*

**ACTS Questions**

1. What is something we can praise God for being that we learned in our story?
*Praise God for the Giver of the Holy Spirit to His people.*
2. What is something we can confess as sin that we learned in our story?
*Confess that like the Samaritans, we have all chosen to disobey God. Not by marrying people who aren't worshipers of God, like them; but, nonetheless, we all choose to do things our own way instead of God's good ways….even when we know them. We deserve God's punishment! We need a Savior!*
3. What is something we can thank God for that we learned in our story?
*We can thank God for sending His people out into all the world so that people like us might hear the good news of Jesus.*
4. What is something we can ask God for that we learned in our story?
*We can ask God to work in our hearts, helping us to turn away from our sins and trust Jesus as our own Savior. We can ask Him to send the Holy Spirit to live in our hearts and give us wisdom. We can ask Him to send His people out, even today, to all the earth, that all may hear and believe in Jesus as their own Savior.*

**The Gospel**

1. What is the good news of Jesus that Philip told the Samaritans and the Ethiopian official? What is the gospel?
*God is the good Creator and King of the world. He made people to worship Him and live by His good laws. But we are all sinners who have rebelled against Him. We all deserve death--God's just, eternal punishment for our sins. How terrible! But God has good news for us. In His great mercy, God sent His Son Jesus to earth to save sinners. Yes, Jesus, the perfect Son of God, left His home in heaven and became a man. He lived the perfect life that pleases God. (He's the only one who has ever done that!) He offered it up to God His Father as the perfect sacrifice for sins when He suffered and died on the cross. Then, on the third day, Jesus rose from the dead in victory. He had fully paid for the sins of God's people, so they wouldn't have to! Now all who turn away from their sins and trust in Jesus as their Savior will receive forgiveness of sins and eternal life with God. They will be His very own special people who will know Him and enjoy Him forever. We can be God's people, too, if we turn from our sins and trust in Jesus as our own Savior.*

# Game: Secret Agent

**Materials**
Various detective looking items (a hat, dark glasses, tie, suit, watch, etc)
Paper and Marker
Tape
Story Review Questions

**Preparing the Game**
1. Choose 20+ questions for your game from the Story Review Discussion Questions, or make up your own.
2. Write out the questions on small, thin strips of paper. (Or photocopy the review questions and cut them apart). Tape (or pin) each of these in secret places on the detective outfit, such as on the bottom of your shoe, underneath your watch band, inside the hat, on the side of the glasses, etc.

**Playing the Game**
Divide the children into two teams. Teams will take turn having one of their members guess where a location of a Story Review question on your detective outfit. A team gets a point for finding a question and a point for answering the question correctly. Have the children be specific in their guesses, such as: "on top of your hat" or "inside your hat", or "under your left shoe , etc. That makes for more of a challenge.. If a team is unable to answer the question correctly, the other team can try to answer it for a point.

Game continues until the children find all the questions, or as number of questions, time, and attention span allow.

**Non-competitive Option**
Don't split into teams. Tell the children how many questions you have hidden on your outfit and challenge them to work together to find them all and answer the questions. Keep track of how many questions they've found with tally marks on a piece of paper.

**Optional TAKING IT TO OTHERS Activity: Quiz Questions**
Have the children choose a few of the questions from the game to ask the parents/other children during TAKING IT TO OTHERS time. Help pre-readers by whispering the question in their ear and letting them ask it aloud to the parents/other children.

# CASE REPLAY ACTIVITIES P.1

Use this guide to review the Case Story and act it out for others to enjoy!

## CASE REPLAY, JR: YOUNGEST CHILDREN

**Description:** The children will act out the story together, everyone doing the same action/sound effect at the same time. This activity is most suitable for kindergarteners.

**Materials**
The Case RePlay, Jr. script for younger children

**Preparation**
1. Read through the script and write in the blanks along the side possible actions/sound effects the children could do to act it out.

**Instructions**
1. Tell the children that they will be re-enacting the story together as you tell it.
2. As you read the script, lead the children in actions/sound effects to do with you.
3. If desired, you can read the script and stop at certain sentences and ask them what a good action/sound effect would be to act out what you just read.
4. Repeat the re-enactment one or two times more.

## CASE REPLAY, SR: OLDER CHILDREN

**Description:** The children act out the story as a three-scene play. You will narrate it using the Case RePlay, Sr. script and they will act it out (no spoken words, for the most part), with each child assuming a different character's role. This activity is most suitable for first grade and up. You will review the story, then practice it a few times before performing it for others.

**Materials**
The Case RePlay, Sr. script
White board or other large format paper
Costumes and props

**Preparation**
1. Prepare for the play by choosing costumes and props for each character in the story. Decorate the area with any scenery props.
2. Write the words "Beginning," "Middle," "End" on a large piece of paper/whiteboard with plenty of space under each heading. You will use this paper to help the children think about the story as a three-scene play, as it is presented in the script.

**Instructions**
1. Tell the children that they will get to act out the story as a three-scene play, with a beginning, middle and end section. Tell them that before they can act it out, they need to think it out. as you narrate it with your script.
2. Take the children's answers as they recount the story, helping them put key incidents in the right order.
3. If desired, when they have filled in their Beginning, Middle, End, read through your whole (real) script, so they hear exactly what you will have them act out.
4. Then tell the children that it's time to practice acting out the story.
5. Assign parts to each child. If you are using costumes, do NOT give them out at this point. They will be a distraction.
6. Have all the children sit on the floor or in chairs on one side of the "stage," then call the characters up in place as their part in the story comes.
7. As you read the script, guide the children in where you want them to move or do to act it out.
8. After going through the whole script once, give out any costumes and props and act out the script once or twice more.

**Optional TAKING IT TO OTHERS Activity: Re-enacting the Story**
Read the script as the children act out together (younger) or assuming different roles (older) as the other children or the parents watch.

# CASE REPLAY, JR--YOUNGER KIDS (KINDERGARTEN) P.2

"Welcome to our play! The name of our story is called: The Case of the Abandoned Highway.

This is a New Testament story. It took place while Jesus lived on earth.

And now we present: "The Case of the Abandoned Highway."

**Scene 1:**
In Jerusalem, the number of Christians grew rapidly as many hear the good news of Jesus and are saved. But there are also many others who want to silence the Christians. These enemies start to arrest them, hurt them and put them in jail. Many Christians flee, scattering into towns in Judea and Samaria. The Christians share the good news of Jesus in these towns and many more people are saved. This was all part of God's plan to fulfill for God's people to go into Judah, Samaria, and to the ends of the earth and tell everyone the good news of salvation through Jesus.

**Scene 2:**
Philip, a godly man, is one of these who left Jerusalem. He goes to live in Samaria. By the wisdom of the Holy Spirit Philip preaches powerfully to the Samaritans. Many come to believe in Jesus. God sends an angel to tell Philip to leave Samaria and head to the old Gaza Road, a deserted road leading south out of Jerusalem. Philip doesn't doubt the wisdom of the Holy Spirit, even though it made little sense. He obeys.

**Scene 3:**
As Philip walks along the deserted road, a chariot comes along with a very important Ethiopian official in it. The Holy Spirit guides Philip to go to that chariot. Philip hears the man reading a prophecy about Jesus from Isaiah. He asks him if he understands it. The man doesn't understand it and asks Philip to join the man in the chariot to explain it to him. When the man hears about Jesus, he believes and asks to be baptized. Philip and the man get out of the chariot and Philip baptizes him in a nearby river. The Holy Spirit takes Philip away to another place and the Ethiopian continues on his way back home to "the ends of the earth" to tell others about Jesus.

**Bible Truth Tie-In:**
The Bible Truth we are learning is: **The Holy Spirit Gives God's People Courage.** The Holy Spirit guided Philip so that he would meet the Ethiopian official. Then He gave Philip wisdom to know what to say to him.

**Actions:**

# CASE REPLAY, SR--OLDER KIDS (1ST GRADE AND UP) P.3

"Welcome to our play! The name of our story is called: The Case of the Abandoned Highway.

This is a New Testament story. It took place while Jesus lived on earth.

The characters in our story are: Christians; Samaritans; Philip; the Ethiopian Official and the Chariot Driver.

And now we present: "The Case of the Abandoned Highway."

**Scene 1: (Beginning)**
In Jerusalem, the number of Christians grew rapidly as many hear the good news of Jesus and are saved. But there are also many others who want to silence the Christians. These enemies start to arrest them, hurt them and put them in jail. Many Christians flee, scattering into towns in Judea and Samaria. The Christians share the good news of Jesus in these towns and many more people are saved. This was all part of God's plan to fulfill for God's people to go into Judah, Samaria, and to the ends of the earth and tell everyone the good news of salvation through Jesus.

**Scene 2: (Middle)**
Philip, a godly man, is one of these who left Jerusalem. He goes to live in Samaria. By the wisdom of the Holy Spirit Philip preaches powerfully to the Samaritans. Many come to believe in Jesus. God sends an angel to tell Philip to leave Samaria and head to the old Gaza Road, a deserted road leading south out of Jerusalem. Philip doesn't doubt the wisdom of the Holy Spirit, even though it made little sense. He obeys.

**Scene 3: (End)**
As Philip walks along the deserted road, a chariot comes along with a very important Ethiopian official in it. The Holy Spirit guides Philip to go to that chariot. Philip hears the man reading a prophecy about Jesus from Isaiah. He asks him if he understands it. The man doesn't understand it and asks Philip to join the man in the chariot to explain it to him. When the man hears about Jesus, he believes and asks to be baptized. Philip and the man get out of the chariot and Philip baptizes him in a nearby river. The Holy Spirit takes Philip away to another place and the Ethiopian continues on his way back home to "the ends of the earth" to tell others about Jesus.

**Bible Truth Tie-In:**
The Bible Truth we are learning is: **The Holy Spirit Gives God's People Courage.** The Holy Spirit guided Philip so that he would meet the Ethiopian official. Then He gave Philip wisdom to know what to say to him.

# Ethiopian Official Up in His Chariot

**Description**:
The children will color a picture of Ethiopian official reading scroll in chariot with servant driving. Will add Philip running up beside the chariot with a pull strip.

**Materials**
Card stock
Stapler
Tape
Coloring pencils, markers, and/or crayons
Scissors

**Preparing the Craft**
1. Print out a copy of the coloring page and Philip onto card stock, One per child.
2. Print onto card stock 1 pull strip per child.
3. Cut out Philip and pull strips into individual pieces.
4. Print out onto card stock or regular paper 1 copy of the three people per child.
5. Set out coloring supplies
6. Make a sample of the craft for the children to see.

**Making the Craft**
1. Color in the picture and Philip.
2. Tape or staple Philip to left end of pull strip.
3. Cut along dotted line on coloring picture to insert pull strip.
4. Insert pull strip.
5. Show children how to pull Philip so he looks like he is running to catch up with the chariot.

**Optional TAKING IT TO OTHERS Activity: Craft Presentation**
If you are presenting the craft to other children or parents the children can hold up their crafts (or your model craft) and read their Bible Truth Connection answers to explain the importance of the craft.

CASE CRAFT

## Discussion Guide

**Instructions:**
As the children are settled into making their craft, ask them these questions to help them understand the craft's significance. Use the answers provided to guide the children's answers.

**Discussion Questions**

1. What road what Philip walking along? *The old, deserted road to Gaza.*

2. What was unusual about walking along this road? Why did he choose to walk it?
*Almost no one took this road. He walked it because the Holy Spirit told him to.*

3. Who did Philip find on the road? What happened?
*Philip found an Ethiopian official riding along in his chariot reading a section of God's Word about Jesus. Philip got up in the chariot with the man and explained it to him. The man turned from his sins and believed in Jesus.*

4. What is the Bible Truth that we are learning?
*The Holy Spirit Gives God's People Wisdom.*

5. What does our craft have to do with our Bible Truth: The Holy Spirit Gives God's People Wisdom?
*Philip would never have thought to leave Samaria and go down the Old Gaza Road on his own. The Holy Spirit gave Phillip wisdom to do this. He gave Philip wisdom to speak the good news about Jesus to the Ethiopian official.*

6. What can this craft help us remember?
*By the Holy Spirit, God will give His people wisdom to do whatever it is He wants them to do.*

TAKING IT TO OTHERS

## Craft Presentation

**Instructions:**
Have children hold up your model craft/their crafts. Choose five children (or you say) the five sections below to explain the craft's importance.

**Presentation:**

1. Our craft is: Ethiopian Official Up in His Chariot.

2. On the deserted road to Gaza, Philip told the good news of Jesus to the Ethiopian Official up in his chariot, because the Holy Spirit had guided Philip to go there and speak with this man.

3. Our Bible Truth is: The Holy Spirit Gives God's People Wisdom.

4. Philip would never have thought to leave Samaria and go down the Old Gaza Road on his own. The Holy Spirit gave Phillip wisdom to do this. He gave Philip wisdom to speak the good news about Jesus to the Ethiopian official.

5. Our craft can help us remember that by the Holy Spirit, God will give His people wisdom to do whatever it is He wants them to do.

Note: Even non-readers can participate in presenting the craft, if you will whisper what they are to say in their ear and let them say it aloud for the others to hear.

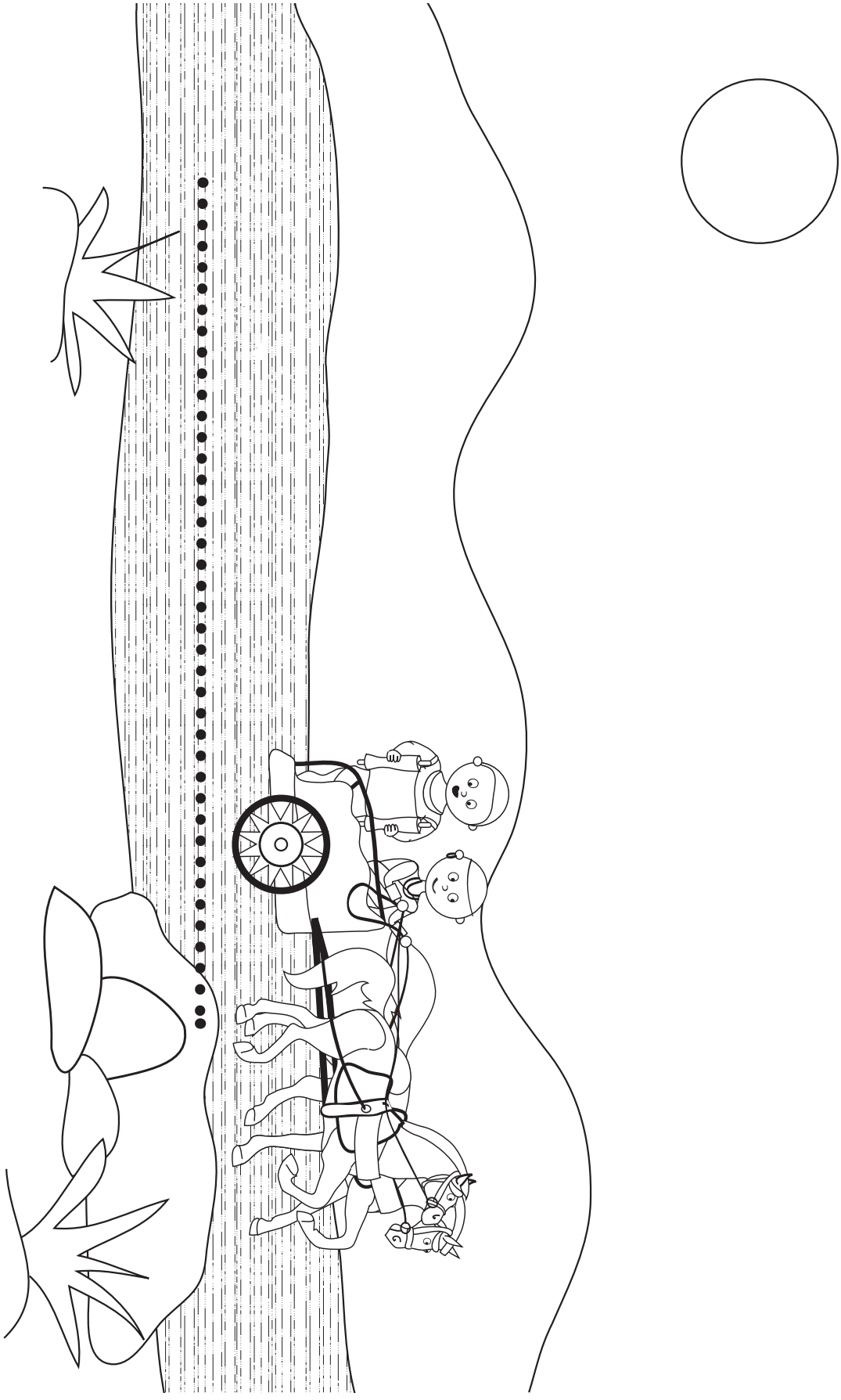

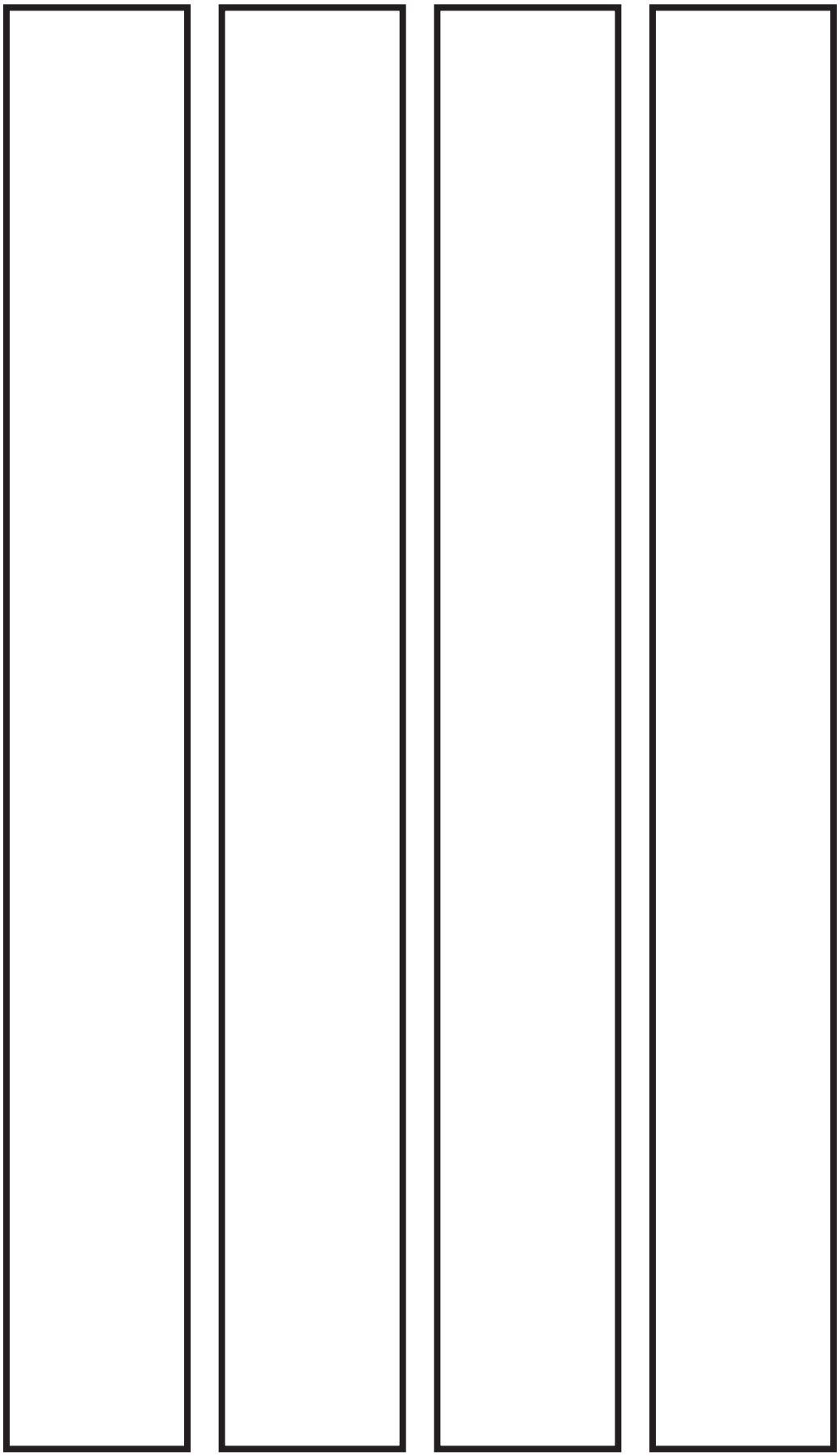

Pull Strip

Philip



# TREAT SOMEONE LIKE A VIPP Pray for a Very Important Prayer Person P.1

## BEFORE CLASS:

### 1. PICK YOUR PERSON

VIPPs can be anyone in your church! Typically, they fall into 6 categories: Church staff, Elders, Deacons/deaconesses, Special Volunteers (people who aren't paid, but spend a lot of time helping out in particular ways), Supported Workers (aka missionaries), and Church Members.

### 2. GATHER YOUR FACTS

Use the VIPP Information Sheet to write down the facts about your VIPP. The information on this worksheet is used in the VIPP activities, listed in the "Choose an Activity" section below.

## DURING THE ACTIVITY:

### 1. INTRODUCE YOUR VIPP

Introduce your VIPP to the children, using the VIPP Information Sheet. Fill in a set of VIPP Clue Cards with the information for your VIPP. If desired, you can even have the actual person come into class for the children to meet.

Need help describing what someone does for the church in a kid-friendly way? Check out the list of common VIPPs on the Praise Factory website in the PFI resources. There are lots of kid-friendly descriptions for common VIPP's, such as pastors, elders, deacons and a lot more.

### 2. PRAY!

Lead the children in praying for the VIPP. Ask the children if they would like to pray for one of the VIPPs prayer requests. Even non-readers can pray for the VIPP if you whisper the prayer request in their ear, then let them say it aloud. Never force a child to pray!

### 3. CHOOSE AN ACTIVITY

There are two activities you can use to help the children learn about the VIPP:

**VIPP Clue Cards:** These are nine coloring sheets in which children fill in the nine things they learn about the VIPP from the VIPP Information Sheet. Photocopy a set of each child. Use as few or as many of these Clue Cards as you desire.

**VIPP Game:** This is a game that uses a set of Clue Cards for one or two VIPPs.
Choose a VIPP and fill in his/her information on the VIPP Information Sheet. Fill in a set of VIPP Clue Cards with the information for your VIPP. Tell the children about the VIPP, having them fill in the VIPP Clue Cards with the key facts as they learn them. Write any words the children need to write on a white-board or other piece of paper so they can see how to spell them. Help younger children write these words on their clue cards. Ideas for how to tell the children about many common VIPPs are listed at praisefactory.org with the resources for this Bible Truth.

**Optional TAKING IT TO OTHERS Activity: Introduce and Pray for the VIPP**
If you are presenting the VIPP to other children or parents you can assign children to hold up the 10 clue cards and say what each card tells about the VIPP. (Or, you can have the children hold them up as you tell what each one means.) Then lead the children in praying for the VIPP.

# Game: Mix and Match

**Materials**
Information for two VIPPs
2 Set of Clue Cards
Bag

**Preparing the Game**
1. Fill in one set of clue sheets for each of the VIPPs you are using.
2. Put all the Clue Cards in a bag, except for the ones with the names and pictures of the VIPPs.

**Playing the Game**
***Reveal:*** Tell the children about each VIPP, showing them your filled-in clue cards as you tell about them.

***Review:*** Put all the Clue Cards for both VIPPS in the bag. Mix up. Have children take turns pulling clues out and have the class try to remember which clue goes with which VIPP. You can make this a team game by splitting the children into two teams and giving points when their team players correctly put a clue in the right place.

# VIPP INFORMATION SHEET P.3

## VIPP NAME:

_____

## WHAT VIPP LOOKS LIKE

Man or Woman? _____

Hair color? _____

Eye color?_____

## FAVORITE ANIMAL

_____

_____

## FAVORITE FOOD

_____

_____

## FAVORITE FREE TIME ACTIVITY

_____

_____

## WHAT VIPP DOES DURING WEEK

_____

_____

_____

_____

## VIPP GROUP OF SERVICE:

Church Member  Deacon

Elder  Church Staff

Special Volunteer  Supported Worker (Missionary)

## 3 WAYS VIPP SERVES CHURCH

_____

_____

_____

_____

_____

_____

_____

_____

## 3 WAYS TO PRAY FOR THE VIPP

_____

_____

_____

_____

_____

_____

_____

_____