

BIBLE TRUTH 2, LESSON 1: PLANNER/OVERVIEW

GETTING STARTED: Welcome and Opening Songs (*introduce unit and get kids moving with these songs*)

Welcome to Praise Factory: PFI: Praise Factory Investigators Theme Song *PFI ESV Songs 10, Track 1*

Rules to Help Us Worship God and Love One Another: WoGoLOA Classroom Rules Song
PFI ESV Songs 10, Track 2

Big Question Under Investigation: Big Question 10 Songs *PFI ESV Songs 10, Tracks 3,4*

Big Question Bible Verse: Ezekiel 36:26 Song: *PFI ESV Songs 10, Track 5*

Extra Bible Verse: Ezekiel 36:26, ESV Song: A New Heart PFI ESV Songs 10, Track 6

Extra Bible Verse: Ezekiel 36:26, ESV Song: Within You PFI ESV Songs 10, Track 7

Extra Bible Verse: Ezekiel 36:25-27, ESV Song: You Shall Be Clean PFI ESV Songs 10, Track 8

DIGGING DEEP DOWN: Key Concept and Story (*introduce the Bible Truth and tell the related story*)

Bible Truth 2: The Holy Spirit Gives God's People Courage

Bible Truth Hymn: A Mighty Fortress Is Our God, vs.3,4 *PFI ESV Songs 10, Tracks 15,16*

Bible Verse: Acts 4:29,31

Bible Verse Song: And Now, Lord *PFI ESV Songs 10, Track 17*

Extra Bible Verse Song: Now, Lord, Look Upon Their Threats Acts 4:29,31 PFI ESV Songs 10, Track 18

Extra Bible Verse: Fan into the Flame 2 Timothy 1:6-7, ESV PFI ESV Songs 10, Track 19

Lesson 1 New Testament: The Case of the Rock Man *Matthew 16:13-20; Acts 2-4*

TAKING ACTION: Response Activities (*choose from among these activities*)

Snack and Discussion Planner: Pebbles and Rocks

ACTS Prayer: Prayer Sheet

Bible Truth Review: Discussion Questions and Game: Rush to Safety

Bible Truth Hymn: A Mighty Fortress Is Our God, vs.3,4 *PFI ESV Songs 10, Tracks 15,16*

Song, Sign Language and Song Game: Pass the Secret Sign **PFI ESV Songs 10 BOOK or ONLINE**

Bible Verse Review: Acts 4:29,31 Discussion Sheet and Game: Balancing Act

Bible Verse Song: And Now, Lord *PFI ESV Songs 10, Track 17*

Song, Sign Language and Song Game: Mimic Me! **PFI ESV Songs 10 BOOK or ONLINE**

Story Review: Discussion Questions and Game: What's in the Box?

Case Replay, Jr: Drama Activity for Youngest Children (children do same story actions together)

Case Replay, Sr: Drama Activity for Most Children (children re-tell story with individual parts)

Craft: God Filling His People with His Spirit and Shaking Their Meeting Place

VIPP (Very Important Prayer Person) Prayer Time: Coloring Sheets (back of book) and Game: Ball Roll Review

TAKING IT HOME: Take Home Sheet for Review and Family Devotions

PFI Pronto: Bible Truth 2, Lesson 1 **PFI ESV Prontos 10 BOOK or ONLINE**

The Case of the Rock Man *Matthew 16:13-20; Acts 2-4*

by Connie Dever

Our story is called:**The Case of the Rock Man.****As you listen to the story, see if you can figure out:**

1. Who was the Rock Man? Who gave him this nickname? What did it mean?
2. How did Rock Man not live up to his nickname? Who changed him to fit his nickname?

This story takes place in New Testament times, when Jesus lived on earth.

Jesus and his disciples had been traveling north for a few days. Behind them lay the hills of Galilee. Now they climbed up into the mountains to Caesarea Philippi. How beautiful it was, with its waterfalls and pools of clear, cool water, straight from the melted snow of Mt. Hermon, the tallest mountains near Israel.

For years, people had come to Caesarea Philippi to honor idols. They left their worship offerings to them by the springs of water, nicknamed the Gates of Hell. Now Jesus brought His disciples to this same water to reveal Himself as the Son of God.

“Who do you say that I am?” Jesus asked them.

Peter—called Simon back then-- spoke up right away. “You are the Christ, the Son of the living God,” Peter blurted out.

Jesus was pleased. The Holy Spirit had revealed this to Peter. Jesus turned to Peter and said, “Your name is no longer Simon. I call you ‘Peter’ the Rock. And on this Rock I will build my church and the gates of Hell will not overcome it.” (Matthew 16:13-20)

Peter was pleased. Jesus said he had faith like a big, strong rock! He would build His Church on faith like Peter’s and chose this place, called the Gates of Hell, to tell them that nothing would ever defeat His Church.

But time passed. Jesus’ enemies, the Jewish leaders, grew stronger. They made plans to arrest and kill Him. One night, down in Jerusalem, they sent soldiers to the Garden of Gethsemane and captured Him.

Peter the Rock crumbled into Peter the Pebble, a man of little faith and even less courage. Three times that night, Peter was accused him of being with Jesus and all three times he denied Jesus. He was so afraid of being arrested and maybe killed!

And where was Peter the Rock after Jesus died on the cross? A rock would have helped Nicodemus, Joseph of

Arimathea and the women take Jesus’ body and prepare it for burial. But Peter the Pebble hid with the other disciples, in fear of the Jewish leaders.

Peter the Pebble was ashamed. He loved Jesus, but he had chosen to deny His dear Master. Could Peter the Pebble ever become Peter the Rock, who bravely trusted God? It would take a miracle!

On Pentecost day, that miracle, that act of God, happened. With a great roar, the Holy Spirit came down to live inside the hearts of Peter and Jesus’ other followers. He worked in Peter’s heart, giving him courage to live for Jesus. He was no longer Peter the Pebble. By the Holy Spirit, he was Peter the Rock.

Immediately, Peter went out to speak to the crowd of thousands of people who had gathered. He told them how Jesus, the Son of God, had died as the perfect sacrifice for sinful people. All who confessed their sins and trusted in Jesus as their Savior would receive forgiveness and new life through Him. Thousands received Peter’s message and were saved.

And that was just the beginning of what God did through Peter the Rock! These thousands of new believers met together in the temple courts to worship and praise God. And who led them? None other than Peter the Rock and the other disciples. The Holy Spirit had changed them. He had given them courage to STOP fearing the Jewish leaders and START trusting God. Every day, new people were saved as they heard the gospel and saw the disciples’ changed lives. The Jewish leaders noticed the disciples’ changed lives, too. They watched as thousands of Christians gathered in the Temple courts to. They listened to praise Jesus, the Son of God... and they did NOT like it!

Story-telling Tips**Ahead of time:**

1. Read the Bible verses and story. Pray!
2. Create story cue cards on index cards (or highlight text).
3. Practice telling story dramatically, timing your presentation. Shorten, if necessary to fit your allotted time.
4. Decorate area with story props that help bring your story alive.

During your presentation:

1. Maintain as much eye contact as possible as you tell the story. Point to/use props at important points in the story. Include the kids in your story with a few questions about what they think will happen or words/concepts that might be new to them.
2. Watch the kids for signs that their attention span has been reached. Shorten, if necessary.

"This problem with Jesus is just getting worse!" they told each other. "Now there are thousands worshipping Jesus as God's Son. Something must be done, but what?" they wondered.

They watched for a chance to arrest the Christians, especially the leaders, like Peter.

At last the Jewish leaders had their chance. (from Acts 3): "One day Peter and John were going up to the temple at the time of prayer—at three in the afternoon. Now a man crippled from birth was being carried to the temple gate called Beautiful, where he was put every day to beg from those going into the temple courts. When he saw Peter and John about to enter, he asked them for money. Peter looked straight at him, as did John. Then Peter said, "Look at us!" So the man gave them his attention.

Then Peter said, "Silver or gold I do not have, but what I have I give you. In the name of Jesus Christ of Nazareth, walk." Taking him by the right hand, Peter helped him up, and instantly the man's feet and ankles became strong. He jumped to his feet and began to walk. Then he went with them into Solomon's Colonnade in the temple courts, walking and jumping, and praising God. When all the people saw him, they recognized him as the same man who used to sit begging at the temple gate called Beautiful, and they were filled with wonder."

The Temple courts were in an uproar as people ran to see the healed man with Peter and John. The Jewish leaders came, too. What would Peter do? He was right in the courts of the Temple, the very headquarters of the Jewish leaders! Here was their chance to catch Peter. Would he be Peter the Pebble and run away? Or could he be Peter the Rock, and speak to the crowds about Jesus—even in front of the Jewish leaders?

He stayed Peter the Rock! Peter did NOT run. The Holy Spirit living inside of him gave him rock-like faith. Peter saw the crowds and said: "Men of Israel, why does this surprise you? Why do you stare at us as if by our own power or godliness we had made this man walk? He was healed through Jesus. He was crucified by you, but God raised Him from the dead. There is forgiveness of sins to all who confess their sins, turn from them and trust in Jesus." The Holy Spirit worked in the hearts of many and about two thousand people believed and

became followers of Jesus that day.

The Jewish leaders were furious! They seized Peter and John and put them in jail. What would happen to Peter now? Would he be Peter the Pebble again; or, would he stay Peter the Rock even now?

The next morning, soldiers led Peter, John and the before the Jewish leaders. "Yesterday you healed a man more than 40 years old. This is unheard of. By whose power did you do this?" they asked him.

The Holy Spirit gave Peter courage to say: "Know this: It is by the name of Jesus Christ, whom you crucified but whom God raised from the dead, that this man stands before you healed. Salvation is found in no one else, for there is no other name under heaven given to men by which we must be saved."

The Jewish leaders were amazed. Peter and John were simple men, who had never even gone to school, yet they spoke so well and with such courage!

"What are we going to do?" they asked each other. "We cannot deny the miracle, but we must stop this thing from spreading any further. These men must stop speaking!"

"This time we are releasing you," they warned Peter and John, "but stop teaching about Jesus...or we will punish you."

"Judge for yourselves whether it is right in God's sight to obey you rather than God," Peter and John replied. "For we cannot help speaking about what we have seen and heard."

When the Jewish leaders released Peter and John, they went to tell the other believers what had happened. Everyone praised God and prayed. And what did they pray? Was it, "Lord, don't let us be hurt. Get us out of this trouble!?" No, those would be prayers of Pebbles. The Holy Spirit lived in these people and made them brave. He gave them all rock-like faith.

They prayed, "Lord, consider their threats and enable your servants to speak your word with great boldness. Stretch out your hand to heal and perform miracles and wonders through the name of your holy servant Jesus."

Did God answer this prayer? Yes, he did. After they prayed, the place where they were meeting was SHAKEN! And they were all filled with the Holy Spirit and spoke the word of God boldly.

Cracking the Case:

It's time to answer our Case Questions.

1. Who was the Rock Man? Who gave him this nickname? What did it mean? Jesus nicknamed Cephas "Peter," which means "Rock." Jesus meant that upon the faith like that which God gave Peter in Jesus, would the church of God's people be built.

2. How did Rock Man not live up to his nickname? Who changed him to fit his nickname? Peter's faith crumpled when Jesus was arrested. He chose to deny he even knew Jesus rather than risk getting arrested, too. But after Jesus died on the cross and rose from the dead, He forgave Peter. When the Holy Spirit came upon all the believers, He filled Peter's heart, too, making his faith strong like a rock so that he boldly told all that Jesus was the Christ.

Something for You and Me

Our Bible Truth is:

The Holy Spirit Gives God's People Courage

Our Bible Verse is: Acts 4:29,31

"And now, Lord, look upon their threats and grant to your servants to continue to speak your word with all boldness...And when they had prayed, the place in which they were gathered together was shaken, and they were all filled with the Holy Spirit and continued to speak the word of God with boldness."

The Holy Spirit made Peter the Pebble, into Peter the Rock, full of courage and faith. Only Him, living inside God's people's hearts that could give them the courage they would need to spread the good news about salvation through Jesus.

But what about you and me? Do you think that the Holy Spirit only was for Peter, John and those other first followers of Jesus? No, He was not! Could the Holy Spirit make even us with little faith and lots of fear like pebbles, be turned into ROCKS with big faith and big courage like Peter? Yes, He can. Like our Bible Truth says, the Holy Spirit comes to live inside of ALL who confess their sins to Jesus and turn to trust in Him. He will even come to live in us, if WE turn from our sins and trust in Jesus! You and I do not have to be Pebbles, either. The Holy Spirit can work in us to give us courageous, rock-like faith to live for Him.

Let's praise God for sending His people the Holy Spirit, God who dwells inside His people. Let's ask Him to send the Holy Spirit to live inside us, changing our hearts to

to love and obey God, and giving us great boldness to tell everyone about Jesus.

Close in prayer.

Closing ACTS Prayer

A God, we praise You for being the Giver of the Holy Spirit to Your people. Through Him, You make them courageous to tell others about Jesus.

C God, we confess that many times, like Peter, we are fearful and choose to avoid suffering for Jesus, even though we know all that He suffered to save sinners like us. We need a Savior! We need the Holy Spirit to work in our hearts!

T God, we thank You for giving Your people the Holy Spirit to change them into the people You want them to be. You know that they cannot do it on their own. You give them Your Spirit to be their powerful helper.

S God, work in our hearts! Help us to turn away from our sins and trust Jesus as our own Savior. Send the Holy Spirit to work in our hearts, making us courageous to live and to speak and even to suffer for You and for the gospel.

Special Words

Temple: The one, special worship place for the LORD that was in Jerusalem.

ACTS PRAYER ACTIVITY

Use this sheet to write down your ACTS Prayer

Instructions:

Use this sheet to help the children apply the Bible Truth into a prayer. You can use the ACTS provided or even better, have the kids think of their own applications. Also have the children add their personal requests to the prayer, too. Lead the children in the prayer or let them pray sections, with your help. Never force a child to pray! Non-readers can participate by you whispering a section of the prayer into their ear and allowing them to pray it aloud for the group.

ADORATION:

God, we praise You for being the Giver of Courage to Your People through the Holy Spirit.

God, we praise You for being.....

Add your own Adorations:

CONFESSION:

God, we confess that many times we fear instead of trusting You to give us courage by the Holy Spirit. We need Jesus to be our Savior!

God, we have sinned against You....

Add your own Confessions:

THANKSGIVING:

Thank You, God for giving Your people the Holy Spirit to give them courage to do everything You call them to do.

God, we thank You for...

Add your own Thanksgivings:

SUPPLICATION:

God, work in our hearts, that we might turn away from our sins and trust in Jesus as our Savior. Send the Holy Spirit to live in our hearts that we might live courageously for You. Help us to boldly do everything You want us to do, no matter how hard it is.

God, we need Your help...

Add your own Supplication:

SNEAKY SNACK

Can you figure out how this snack ties in with our case?

Snack: Pebbles and Rocks

Pebbles and Rocks Trail mix. Make alternative to nuts available, such as Cheerios or popcorn to the nuts, if children are allergic to nuts.

This is only a suggestion. Feel free to modify. Be mindful of allergy issues among your children!

Case Tie-in: Jesus nicknamed Cephas, Peter, which means Rock because upon the faith which God would give Him, would Jesus build His church. But, Peter many times acted not like a strong rock, but a weak, little pebble until the Holy Spirit filled his heart. The Holy Spirit worked great changes in Peter's faith and in his courage to speak and act boldly for God.

SOUL FOOD

Food for thought during snack time

1. What does the snack have to do with the story?

Choose a few questions from the other activity discussion sheets to talk about during this snack time.

2.

3.

4.

5.

6.

7.

Directions: Read and discuss Bible Truth, using a FEW of the questions. Play game. Feel free to modify the game to fit your children.

The Holy Spirit Gives God's People Courage

God gives His people many good things to enjoy, but He also calls them to do difficult things. God does not expect His people to do these things on their own. He gives them His Holy Spirit, to live inside of them and help them do everything He calls them to do.

God's Holy Spirit helps God's people do things they would never have the courage to do on their own. He gives them the courage to tell others the good news of salvation. He gives them the courage to obey Him, even when they are tempted not to. He gives them courage to keep trusting in God and to joyfully endure any hard things God may have them go through. He even gives them courage to boldly face their enemies who want to hurt or kill them.

Not only does God's Holy Spirit give them the courage to do whatever God calls them to, but He also reminds them of God's promises to use everything that happens to them for their good and God's glory. And, He reminds them that one day God will bring them home to live with Him in heaven, where there will be only joy and happiness in God's presence forever.

God's Holy Spirit can give us courage to live for God, too, when we turn from our sins and trust in Jesus as our Savior.

Understanding the Bible Truth

1. What kinds of things does God give His people? *Many good things.*
2. What does God call His people to do? *He calls them to do many things, even very difficult things.*
3. What did God promise to do to help His people? *He promised to send them the Holy Spirit to live in them and to help them.*
4. Who does the Holy Spirit live in? *He lives in every believer.*
5. What does the Holy Spirit help believers do? *Everything He calls them to do, even very difficult things that they would never have the courage to do on their own.*
6. What does the Holy Spirit give God's people the courage to do when they go through hard things? *To keep trusting in God and joyfully endure the hard things.*
7. What does the Holy Spirit give God's people the courage to do when they face enemies who want to hurt or even kill them? *To boldly face them.*
8. What are some of God's promises that the Holy Spirit encourages believers with? *That God will use everything that happens to them for their good and His glory. That one day God will bring them home to live with Him forever.*
9. Can God's Holy Spirit give us courage to live for God, too? How? *Yes! When we turn from our sins and trust in Jesus as our Savior.*

Bible Verse Connection Question

1. What does our Bible Truth have to do with our **Bible Verse: Acts 4:29,31**: "And now, Lord, look upon their threats and grant to your servants to continue to speak your word with all boldness...And when they had prayed, the place in which they were gathered together was shaken, and they were all filled with the Holy Spirit and continued to speak the word of God with boldness.?"

God delights to answer His people when they pray for boldness to live and speak for Him. He answers these prayers by filling them with His Holy Spirit. He is the one who gives God's people boldness.

Bible Truth Story Connection Questions

1. How did Peter and John suffer because they were Jesus' followers? *They were arrested and threatened by the Jewish leaders. They were warned that they would be punished if they kept telling others about Jesus.*
2. How did the Holy Spirit help Peter, John and the other believers? *He gave them courage to stand up to the Jewish leaders. He gave them courage to proclaim that Jesus is God's Son and that they would keep telling others about Him. He filled them with boldness.*

Life Application Questions

1. Can the Holy Spirit live inside us, giving us courage? *Yes, when we turn away from disobeying God and trust in Him as our own Savior. God will send the Holy Spirit to live in our hearts. He will give us courage to live and to speak for Him.*

ACTS Questions

1. What is something we can praise God for because of this Bible Truth?

Praise God for being the Giver of Courage through the Holy Spirit.

2. What are sins we can confess to God because of this Bible Truth?

Confess ways that we fear instead of trusting Him to give us courage.

3. What is something we can thank God for because of this Bible Truth?

Thank God for giving His people the Holy Spirit so they do not ever need to be afraid.

4. What is something we can ask God for because of this Bible Truth?

We can ask God to work in our hearts that we would want to turn away from disobeying Him and trust in this wonderful Jesus as our own Savior. We can ask God to fill us with His Spirit so we will bravely tell others about Him.

The Gospel

1. God gives the Holy Spirit to His people. How can we become God's people? What is the gospel?

God is the good Creator and King of the world. He made people to worship Him and live by His good laws. But we are all sinners who have rebelled against Him. We all deserve death--God's just, eternal punishment for our sins. How terrible! But God has good news for us. In His great mercy, God sent His Son Jesus to earth to save sinners. Yes, Jesus, the perfect Son of God, left His home in heaven and became a man. He lived the perfect life that pleases God. (He's the only one who has ever done that!) He offered it up to God His Father as the perfect sacrifice for sins when He suffered and died on the cross. Then, on the third day, Jesus rose from the dead in victory. He had fully paid for the sins of God's people, so they wouldn't have to! Now all who turn away from their sins and trust in Jesus as their Savior will receive forgiveness of sins and eternal life with God. They will be His very own special people who will know Him and enjoy Him forever. We can be God's people, too, if we turn from our sins and trust in Jesus as our own Savior.

Game: Rush to Safety

Materials

Construction Paper
CD and CD player
Masking Tape
Small bowl or bag
Bible Truth Questions

Preparing the Game

1. Choose 20+ questions for your game from the Bible Truth Discussion Questions, or make up your own.
2. Write the Bible Truth questions on small thin strips of paper (or make a photocopy of the Bible Truth Discussion Questions and simply cut them into strips) and put them in the bag/bowl.
3. Cut circles about 9" in diameter, enough for every child but one.
4. Tape the circles on the floor around the room.

Playing the Game

Point out the safety spot circles on the floor. Tell the children that you will tell the children to move however you command them to move, such as march, walk, skip, crab crawl, etc. (BUT NOT RUN!!!) when you play the music. But when the music stops, they are to get to a safety spot. Show them that there is one spot too few for them all so that someone will be caught out. The child who has no safety spot picks a question for the class to answer. If the class answers it correctly, then the child is added back into the group. If not, then the child stays out and another safety spot is removed.

Game continues as number of questions, time, and attention span allow.

NOTE: Have the children who are "out" help make up actions for the other children to do, put them in charge of the music, etc. along with you. This will keep them happily occupied as they continue.

Non-competitive Option

Have the child without a safety spot choose a question for the class, but then join the game, even if the class gets it wrong. Add the question back into the bag for further review. Don't reduce the number of safety spots.

Optional TAKING IT TO OTHERS Activity: Quiz Questions

Have the children choose a few of the questions from the game to ask the parents/other children during TAKING IT TO OTHERS time. Help pre-readers by whispering the question in their ear and letting them ask it aloud to the parents/other children. Make sure you read the Bible verse aloud before you ask your questions.

Directions:

1. Write words to song in large print before class.
2. Play the song for the children, helping them follow along on the song sheet.
3. Discuss the song, using a few questions from the discussion sheet. *Don't use them all!*
4. Introduce sign language for key words of your choice from sign language sheet for your song. Use as few or as many as you think the children can learn.
5. Sing and sign the song. Sign language as well as large format lyrics and sheet music are found in the PFI Unit Songbook or online.
6. If desired, play the Song Game.

Optional TAKING IT TO OTHERS Activity: Presenting and Singing the Song

1. Sing and sign the song, encouraging the watching children/parents to join in.
2. Ask the class some of the questions listed below. The Bible Truth Connection Question is particularly good to help them understand how the song ties in with the Bible Truth.

A Mighty Fortress Is Our God

Verse 3

And though this world with devils filled,
Should threaten to undo us.
We will not fear for God has willed,
His truth to triumph through us.
The Prince of Darkness grim, We tremble not for him.
His rage we can endure, For lo' his doom is sure,
One little word shall fell him.

Listen to it on PFI ESV Songs 10, Tracks 15,16

Verse 4

That word above all earthly powers,
No thanks to them abideth,
The Spirit and the gifts are ours,
Through Him who with us sideth,
Let goods and kindred go, This mortal life also,
The body they may kill, God's truth abideth still.
His kingdom is forever.

Understanding the Song

1. What is a mighty fortress? *A very strong building (fort) or even a town, built to keep you safe when enemies attack.*
2. Who is the mighty fortress of believers? *The LORD is. He is always strong enough to help them and protect them.*
3. What are devils and what does it mean that this world is filled with them? What do they threaten to undo? *Devils-- or demons--refer to Satan and the other angels who long ago, in the beginning, rebelled against God. Satan also tempted Adam and Eve, the first people, to rebel against God, too. Since then, he and his demons have continued to try to bring harm to God's world and His good plans.*
4. Who does Satan threaten to undo? What does that mean? *God's good plans for this world, especially for God's people. It means Satan would love to keep God's people from loving God and living for Him.*
5. Why can Satan only threaten to undo God's good plans and God's people? *God is far mightier than Satan. Satan will only be able to act within the bounds set by God, in His mercy and wisdom. While there are parts of God's wisdom about what He allows Satan to do, we KNOW for sure, that God promises to only use all things His people go through for their good and His glory. Satan can never undo this!*
6. Why do God's people not have to fear? What has God willed? *God, His Word and His good plans will always win out. God's truth will always triumph. He will always help His people to keep on believing and living for Him.*
7. Who is the Prince of Darkness? *Satan. This is a nickname that points to his love of sin (Darkness). And, that he has only a limited rule (Prince) here in this broken world of ours, for now. He will continue to have this power until Jesus comes back and puts a final end to him. Then Jesus, called the Prince of Peace, will reign forever.*
8. What is Satan's certain end? *He will be completely defeated and put away, once and for all. Jesus already defeated him when He died on the cross and rose from the dead.*
9. What is the one little word that will "fell" him (put an end to Satan's attempts to lead God's people away from God)? *Martin Luther wrote that the word "liar" was the one word. That's because every day he had to remind himself that Satan was a liar and that God's Word and God's promises were always true. Satan wants us to believe his lies so we will doubt and rebel against God. We can remind ourselves to believe God, not Satan.*
10. What does God give His people to fight against Satan's schemes and lies? *His Word, the Bible; His Holy Spirit and the gifts He gives to each of God's people that work together to encourage us to love and live for God.*
11. Why do God's people have these wonderful gifts? *God has given the Holy Spirit and the other gifts because of what Jesus has done for them on the cross.*
12. What are goods and this mortal life? *Goods are a word meaning all the things we have. Mortal life means our life.*
13. What does abide mean? What abides, even if we die? *Abide means to continue. God's truth continues to be true and will be completely fulfilled, even if we die*
14. What truth is especially comforting for God's people to remember, even when they die? *God's promises that He has beaten sin and death through Jesus. His promises to take them to live with Him in His kingdom--heaven--forever.*

Bible Truth Connection Question

1. How does this song relate to our **Bible Truth: The Holy Spirit Gives God's People Courage**? *We do not have to look very far to see signs that God's good world and good ways are challenged by a powerful enemy called Satan. He and other angels rebelled against God long ago. No wonder his nickname is the "Prince of Darkness" and these rebel angels are called demons! They love to oppose God. These enemies also want to cause trouble for God's people. This may sound very scary. No one wants to have powerful enemies like these. But the good news is that they are not even close to a match for God. He is so much more powerful than they are. He will always win over any of their wicked plans. And thanks to Jesus, God gives His people powerful gifts to fight these enemies, too. He puts His Holy Spirit in their heart to make them bold. They will never have to fight alone! The Holy Spirit working inside them helps them to stand up to Satan's lies and keep on believing and living for God.*

Story Connection Question

1. How does this song relate to today's story? *Peter believed Satan's lies that God would not take care of him if he stood with Jesus. He chose to lie and deny Jesus to protect himself. But God's truth triumphed in Peter. He received Jesus' forgiveness. He received the Holy Spirit in his heart. He would not tremble anymore, but instead would boldly tell others about Jesus. And he would do this, even if someone threatened to take away of his goods or even his life to get them to keep quiet about Jesus. Peter knew it was God's kingdom that would last forever and so he trusted in God to be his mighty fortress.*

Bible Connection Question

1. What does this hymn have to do with our Bible Verse: **Acts 4:29,31**:*"And now, Lord, look upon their threats and grant to your servants to continue to speak your word with all boldness...And when they had prayed, the place in which they were gathered together was shaken, and they were all filled with the Holy Spirit and continued to speak the word of God with boldness."? God's people know that while they may face strong enemies who threaten to harm them or try to spoil God's plans, that they need not fear. They may not be strong enough on their own, but they know that God is their mighty fortress. He gives them the Holy Spirit to give them courage and help them keep on doing what God wants them to do. All they need do is ask. God delights to answer His people's prayers to give them strength! He is always able to give them everything they need. His truth will always win the victory!*

ACTS Questions

1. What is something we can praise God for from this hymn? *Praise God for being the Giver of Your Spirit and other gifts to help Your people keep on believing and living for You. Praise God for always being stronger than Satan. He is always able to win!*
2. What are sins we can confess to God from this hymn? *That many times we do fear instead of trust that God can always beat Satan's evil plans. We want to depend on ourselves, not God. We don't think His Spirit will be enough. We need a Savior! We need the Holy Spirit to change our hearts!*
3. What is something we can thank God for from this hymn? *That God really is always stronger than our greatest enemy! Through Jesus, God has already defeated him.*
4. What is something we can ask God for from this hymn? *That God would work in our hearts that we might turn from our sins and trust Jesus as our Savior. We can ask Him to send the Holy Spirit to come and live in our hearts, helping us not to fear, but to trust God to take care of us, no matter what we go through.*

Life Application Questions

1. How can our lives be affected by the message of this song? *We can ask God to help us turn from our sins and trust in Jesus as our Savior. We can ask God to help us not to fear, but for Him to give us His Spirit and His gifts to help us love Him and keep on living for Him. We can remember that if we are God's people, then even if we lose all of our goods or even our life, that we will go to be with Him in His kingdom forever. That will be best of all.*

Gospel Question

1. Who do we need to "side" with us? Who has beaten Satan, sin and death? What is the gospel? *God is the good Creator and King of the world. He made people to worship Him and live by His good laws. But we are all sinners who've rebelled against Him. We all deserve death--God's just, eternal punishment for our sins. How terrible! But God has good news for us. In His great mercy, God sent His Son, Jesus to earth as a man to save sinners. He lived the perfect life that pleases God. (He's the only one who's ever done that!) He offered it up to God His Father as the perfect sacrifice for sins when He suffered and died on the cross. Then, on the third day, Jesus rose from the dead in victory. He had fully paid for the sins of God's people, so they wouldn't have to! Now all who turn away from their sins and trust in Jesus as their Savior will receive forgiveness of sins and eternal life with God. They will be His very own special people who will know Him and enjoy Him forever. We can be God's people, too, if we turn from our sins and trust in Jesus as our own Savior.*

Song Game: Pass the Secret Sign

Materials

Sign Language signs used in song, particularly choose words with important meanings you want the children to learn, such as "grace", "redeem", etc.

Bag or bowl

Blindfold

Preparing the Game

1. Cut out signs and put in bowl.

Playing the Game

1. Practice the song and signs until the children know them well.
2. Have all the children stand in a tight circle, except one, "It," who will stand in the middle of the circle, blindfolded.
3. Have the children in the circle to put their hands behind their backs. Choose a sign from the bag and hand to a child in the circle, still keeping hands behind their backs, not looking at the sign.
4. When "It" says "Pass the Secret Sign", the children will begin to pass the sign around behind their backs.
5. When "It" says "Stop the Passing!" the child who has the sign freezes with the sign behind his back.
6. The child with the sign brings it around and looks at it. You can help the child practice the sign.
7. Then take the blindfold off of "It", watch the child with the card do the sign, then have "It" guess the name of the sign. (If desired, "It" can ask another child in the circle for help with their guess.)
8. The holder of the sign then becomes "It." Sing the song with all the signs, then repeat.

choose a FEW questions for discussion, then choose the game and/or music activity

Meditation Version: Acts 4:29,31

"And now, Lord, look upon their threats and grant to your servants to continue to speak your word with all boldness...And when they had prayed, the place in which they were gathered together was shaken, and they were all filled with the Holy Spirit and continued to speak the word of God with boldness."

Alternate Memory Version: Acts 4: 29,31

"And when they had prayed...they were all filled with the Holy Spirit and continued to speak the word of God with boldness."

Understanding the Bible Verse

1. Who was threatening whom? *The Jewish leaders were threatening the believers in Jesus.*
2. What did the Jewish leaders not want them to do? *To tell others about Jesus.*
3. What did the disciples ask God to give them because of the Jewish leaders' threats?
Courage to tell about Jesus boldly.
4. Why didn't the believers ask to be rescued from danger? *Because the Holy Spirit gave them courage to trust God with their safety and to help them care more about sharing about Jesus than even their lives.*
5. How did God answer the believers' prayers? *Filled them with the Holy Spirit and shook the room.*
6. Do rooms always shake when God sends His Holy Spirit to His people? *No. This was a special sign of encouragement to those first believers in Jesus. The Holy Spirit comes to live inside God's people today, even without the room being shaken.*

Bible Truth Connection Question

1. What does this verse have to do with the **Bible Truth: The Holy Spirit Gives God's People Courage?**
God delights to answer His people when they pray for boldness to live and speak for Him. He answers these prayers by filling them with His Holy Spirit. He is the one who gives God's people boldness.

Story Connection Question

1. How does this verse relate to our story? *These are the words that Peter, John and the other believers prayed after the Jewish leaders released them.*

Life Application Questions

1. Who will God give His Holy Spirit to today?
All His people; all those who turn from their sins and trust in Christ and live for Him.
2. What sorts of things do Christians today need the Holy Spirit to give them courage to do?
Same as with these believers, the courage to stand up and tell about Jesus, no matter what.

ACTS Questions

1. What is something we can praise God for from this Bible Verse?
Praise God for being the Hearer and Answerer of His People's prayers.
2. What are sins we can confess to God from this Bible Verse?
That many times we do not want to pray for boldness to speak and act for God. Instead, we want Him to protect us from hard and scary things like this. We forget all that God has done for His people through Jesus! We deserve God's punishment! We need a Savior!
3. What is something we can thank God for from this Bible Verse?
We can thank God for sending the Holy Spirit to give His people courage. They do not have to have enough courage on their own to do what He wants them to do. No! He will give it to them, through the Holy Spirit!
4. What is something we can ask God for from this Bible Verse?
We can ask God to work in our hearts that we would want to turn away from disobeying Him and trust in this wonderful Jesus as our own Savior. We can ask Him to give us His Holy Spirit and make us those who courageously speak and act for the glory of His name.

ACTS Questions

1. What is something we can praise God for from this Bible verse?

Praise God for being the Giver of a Helper to live inside Your people forever.

2. What are sins we can confess to God from this Bible verse?

That many times we want to do things on our own. We don't want a Helper, even though we need Him if we are to live for God. We need a Savior! We need the Holy Spirit!

3. What is something we can thank God for from this Bible verse?

We can thank God for sending the Holy Spirit to be His people's Helper. We can thank God for not having His people live life on their own. We thank Him for giving Him to them always to be with them, to live inside them...forever!

4. What is something we can ask God for from this Bible verse?

We can ask God to work in our hearts that we would want to turn away from disobeying Him and trust in this wonderful Jesus as our own Savior. We can ask Him to give us His Holy Spirit to live in our hearts so that we can know Him and He can help us to know God and His truth, and live for Him.

The Gospel

1. What must we do if we want to know God and be filled with His Holy Spirit? What is the gospel?

God is the good Creator and King of the world. He made people to worship Him and live by His good laws. But we are all sinners who have rebelled against Him. We all deserve death--God's just, eternal punishment for our sins. How terrible! But God has good news for us. In His great mercy, God sent His Son Jesus to earth to save sinners. Yes, Jesus, the perfect Son of God, left His home in heaven and became a man. He lived the perfect life that pleases God. (He's the only one who has ever done that!) He offered it up to God His Father as the perfect sacrifice for sins when He suffered and died on the cross. Then, on the third day, Jesus rose from the dead in victory. He had fully paid for the sins of God's people, so they wouldn't have to! Now all who turn away from their sins and trust in Jesus as their Savior will receive forgiveness of sins and eternal life with God. They will be His very own special people who will know Him and enjoy Him forever. We can be God's people, too, if we turn from our sins and trust in Jesus as our own Savior.

Game: Simon Says How

Materials

Bible verse written up in large print so that all can see

A die

Die Number and Action Chart (see below)

Preparing the Game

Make a sign as follows:

1 = Head

2 = Feet

3 = Hands

4 = Head and Feet

5 = Feet and Hands

6 = Whole Body

Learning the Verse

Some or all of your children may be non- or early readers. Teach the verse in sections, having them say it after you. Repeat a few times. Add clapping or other movement as they say it.

Directions

1. If desired, lead the children in a discussion of a **FEW** of the most important questions before beginning game.

2. Explain the game to them as follows:

Have the children spread out facing the leader. Tell the children that they are going to play "Simon Says How", a game in which everyone will take turns making up different actions that they will try to do while trying to say the verse. Explain that "Simon" will roll the die and make up actions that use the parts of the body that correspond to the number on the chart. Everyone else will then recite the verse while doing the actions "Simon" made up. Simon will then choose another person to be Simon in his place.

Game continues until all children get to be Simon, or as time and attention span allow.

Optional TAKING IT TO OTHERS Activity: Quiz Questions

Have the children choose a few of the questions from the game to ask the parents/other children during TAKING IT TO OTHERS time. Help pre-readers by whispering the question in their ear and letting them ask it aloud to the parents/other children. Make sure you read the Bible verse aloud before you ask your questions.

Directions:

1. Write words to song in large print before class.
2. Play the song for the children, helping them follow along on the song sheet.
3. Discuss the song, using a few questions from the discussion sheet. *Don't use them all!*
4. Introduce sign language for key words of your choice from sign language sheet for your song. Use as few or as many as you think the children can learn.
5. Sing and sign the song. Sign language as well as large format lyrics and sheet music are found in the PFI Unit Songbook or online.
6. If desired, play the Song Game.

Optional TAKING IT TO OTHERS Activity: Presenting and Singing the Song

1. Sing and sign the song, encouraging the watching children/parents to join in.
2. Ask the class some of the questions listed below. The Bible Truth Connection Question is particularly good to help them understand how the verse ties in with the Bible Truth.

I Will Ask the Father

Listen to it on PFI ESV Songs 10, Track 21

I will ask the Father,
 And He will give you,
 Another Helper to be with you forever,
 A helper to be with you forever,
 Even the Spirit of truth,
 Even the Spirit of truth.

You know Him, for He dwells with you,
 And will be in you,
 Another Helper to be with you forever,
 A helper to be with you forever,
 Even the Spirit of truth,
 Even the Spirit of truth.
 John Fourteen, sixteen and seventeen.

Song Game: Word Take Away**Materials**

Sign Language Signs and Song
 White board and marker
 Eraser

Preparing the Game

1. Write the words to the song on a white board.

Playing the Game

1. After children have learned the song and signs well, then tell the children that you are going to leave out words from the song (that you've learned signs for) and just do the sign in its place.
2. Have the children help you choose a word to take out. Erase the word from the board. Review the sign the for erased word.
3. Sing the song, trying to remember to NOT sing the word and do only the sign.
4. Continue to take out words until all of the words (with signs) have been taken out.

Game continues as number of questions, time, and attention span allow.

STORY REVIEW

Directions: Read and discuss Bible Truth, using a FEW of the questions. Play game. Feel free to modify the game to fit your children.

General Story Questions

1. What name did Jesus give Simon? Why? *Peter means rock. His faith was the solid rock on which Jesus would begin His church of all who believe in Him.*
2. How did Peter act more like a pebble than a rock at Jesus' arrest? *Denied he knew Jesus at His arrest. When he hid away with the other disciples after His death.*
3. What brought the change in Peter into a rock? *The Holy Spirit, giving him courage in his heart.*
4. What did Peter do differently after the Holy Spirit came inside his heart? *Spoke boldly about Jesus.*
5. What did Peter have courage to do after the Holy Spirit came inside his heart?
Care more that people heard about Jesus than whether or not he was hurt.
6. What did the lame man want Peter and John to do? What did Peter and John do instead?
He wanted money but they healed him in Jesus' name.
7. What did the Jewish leaders do when they saw the lame man and heard Peter preach?
Arrested Peter and John and put them in prison.
8. What did the Jewish leaders tell Peter and John not to do? *Tell others about Jesus.*
9. What answer did Peter and John give the Jewish leaders? *We will not stop telling others about Jesus.*
10. What did the believers ask God to give them when Peter and John came back to them?
To give them great boldness to tell about Jesus.
11. Why did the believers ask for boldness, not safety?
Because they wanted to tell others about Jesus, even more than they wanted to not get hurt.

Bible Truth Connection Questions

1. What does this story have to do with our Bible Truth? *Peter acted out of fear with faced with suffering for Jesus until the Holy Spirit came to live inside his heart. The Holy Spirit changed Peter, giving him courage to speak out for Jesus, to suffer and even be willing to die.*

Bible Verse Connection Question

1. What does the story have to do with our **Bible Verse: Acts 4: 29,31**: "And now, Lord, look upon their threats and grant to your servants to continue to speak your word with all boldness...And when they had prayed, the place in which they were gathered together was shaken, and they were all filled with the Holy Spirit and continued to speak the word of God with boldness."?
These are the words that Peter, John and the other believers prayed after the Jewish leaders released them.

Life Application Questions

1. What should God's people today ask for boldness to do? *To live for God and to tell others about Jesus.*
2. How can we become God's people? *By turning away from our sins and trusting in Jesus as our Savior.*

ACTS Questions

1. What is something we can praise God for being that we learned in our story?
Praise God for being the Giver of the Holy Spirit to His people, to make them courageous to tell others about Him.
2. What is something we can confess as sin that we learned in our story?
Confess that many times, like Peter, we are fearful and choose to avoid suffering for Jesus, even though we know all that He suffered to save His people. We deserve God's punishment! We need a Savior! And we need the Holy Spirit to work in our hearts!
3. What is something we can thank God for that we learned in our story?
We can thank God for giving His people the Holy Spirit to change them into the people He wants them to be. He knows that they cannot do it on their own.
4. What is something we can ask God for that we learned in our story?
We can ask God to work in our hearts, helping us to turn away from our sins and trust Jesus as our own Savior. We can ask Him to send the Holy Spirit to work in our hearts, making us courageous to live and to speak and even to suffer for Him.

The Gospel

1. What is the good news about Jesus that Peter and John told others and that the Jewish leaders did NOT want them to tell? What is the gospel?

God is the good Creator and King of the world. He made people to worship Him and live by His good laws. But we are all sinners who have rebelled against Him. We all deserve death--God's just, eternal punishment for our sins. How terrible! But God has good news for us. In His great mercy, God sent His Son Jesus to earth to save sinners. Yes, Jesus, the perfect Son of God, left His home in heaven and became a man. He lived the perfect life that pleases God. (He's the only one who has ever done that!) He offered it up to God His Father as the perfect sacrifice for sins when He suffered and died on the cross. Then, on the third day, Jesus rose from the dead in victory. He had fully paid for the sins of God's people, so they wouldn't have to! Now all who turn away from their sins and trust in Jesus as their Savior will receive forgiveness of sins and eternal life with God. They will be His very own special people who will know Him and enjoy Him forever. We can be God's people, too, if we turn from our sins and trust in Jesus as our own Savior.

Game: What's in the Box?

Materials

10-20 Various props or pictures with an association with the story
Paper and Marker
Large box or basket
Story Review Questions

Preparing the Game

1. Choose 20+ questions for your game from the Story Review Discussion Questions, or make up your own.
2. Place the props/pictures in the box.

Playing the Game

Divide the children into two teams. Teams will take turn having one of their members reach into the box and pull out a story prop/picture. He will show it to his team and they will come up with an answer as to how that particular prop relates to the story. A correct answer wins 2 points for the team. The team can double their points if they can also tell something from the story they learned about God or about how He wants His people to live. If the team is unable to come up with an answer, then the other team can give an answer for 1 point. For extra fun, you can add some props/pictures that have nothing to do with the story, making the children eliminate them....or even try to think of way it could be added to the story.

Game continues until all children get to pull out a prop/picture,, or as number of questions, time, and attention span allow.

Non-competitive Option

Have the children sit down in a circle around the box. Have the children take turns pulling props/pictures out of the box for the other children to tell what it has to do with the story.

Optional TAKING IT TO OTHERS Activity: Quiz Questions

Have the children choose a few of the questions from the game to ask the parents/other children during TAKING IT TO OTHERS time. Help pre-readers by whispering the question in their ear and letting them ask it aloud to the parents/other children.

CASE REPLAY ACTIVITIES

Use this guide to review the Case Story and act it out for others to enjoy!

CASE REPLAY, JR: YOUNGEST CHILDREN

Description: The children will act out the story together, everyone doing the same action/sound effect at the same time. This activity is most suitable for kindergarteners.

Materials

The Case RePlay, Jr. script for younger children

Preparation

1. Read through the script and write in the blanks along the side possible actions/sound effects the children could do to act it out.

Instructions

1. Tell the children that they will be re-enacting the story together as you tell it.
2. As you read the script, lead the children in actions/sound effects to do with you.
3. If desired, you can read the script and stop at certain sentences and ask them what a good action/sound effect would be to act out what you just read.
4. Repeat the re-enactment one or two times more.

CASE REPLAY, SR: OLDER CHILDREN

Description: The children act out the story as a three-scene play. You will narrate it using the Case RePlay, Sr. script and they will act it out (no spoken words, for the most part), with each child assuming a different character's role. This activity is most suitable for first grade and up. You will review the story, then practice it a few times before performing it for others.

Materials

The Case RePlay, Sr. script
White board or other large format paper
Costumes and props

Preparation

1. Prepare for the play by choosing costumes and props for each character in the story. Decorate the area with any scenery props.
2. Write the words "Beginning," "Middle," "End" on a large piece of paper/whiteboard with plenty of space under each heading. You will use this paper to help the children think about the story as a three-scene play, as it is presented in the script.

Instructions

1. Tell the children that they will get to act out the story as a three-scene play, with a beginning, middle and end section. Tell them that before they can act it out, they need to think it out. as you narrate it with your script.
2. Take the children's answers as they recount the story, helping them put key incidents in the right order.
3. If desired, when they have filled in their Beginning, Middle, End, read through your whole (real) script, so they hear exactly what you will have them act out.
4. Then tell the children that it's time to practice acting out the story.
5. Assign parts to each child. If you are using costumes, do NOT give them out at this point. They will be a distraction.
6. Have all the children sit on the floor or in chairs on one side of the "stage," then call the characters up in place as their part in the story comes.
7. As you read the script, guide the children in where you want them to move or do to act it out.
8. After going through the whole script once, give out any costumes and props and act out the script once or twice more.

Optional TAKING IT TO OTHERS Activity: Re-enacting the Story

Read the script as the children act out together (younger) or assuming different roles (older) as the other children or the parents watch.

CASE REPLAY, JR--YOUNGER KIDS (KINDERGARTEN) P.2

“Welcome to our play! The name of our story is called: The Case of the Rock Man.

This is a New Testament story. It took place while Jesus lived on earth.

And now we present: “The Case of the Rock Man.”

Scene 1:

In Caesarea Philippi, Simon confessed that Jesus was the Christ, the Son of God. Jesus gave Simon the new name Peter, which means “Rock,” for the faith God had given him. Jesus told His disciples He would build His Church on this faith and nothing would overcome it. Jesus’ enemies got stronger and began to look for a way to get rid of Jesus. In Jerusalem, they went to the Garden of Gethsemane and arrested Him. After Jesus was being arrested, Peter acted more like a pebble than rock, denying Jesus three times. When Jesus was being buried, Peter kept acting like a pebble, not a rock, by hiding with the other disciples instead of helping the women, Joseph and Nicodemus.

Actions:

Scene 2:

But when the Holy Spirit came upon Peter and the others at Pentecost, He gave Peter and the others believers rock-like faith and courage. Peter boldly preached the gospel to thousands that day and many came to believe in Jesus. The Holy Spirit gave Peter courage to lead the new believers in prayer in the Temple courts, even with the Jewish leaders there. Peter healed a lame man in front of the Temple and spoke to the amazed crowd, knowing the Jewish leaders could arrest him. Many more people believed in Jesus. The Jewish leaders did arrest them, but Peter and John were did not fear when put in prison. They spoke bravely to the Jewish leaders about Jesus.

Scene 3:

Peter and John met with the other disciples and told them what happened. Together, they prayed for the Holy Spirit to give them more courage to speak about Jesus and the Holy Spirit answered their prayers. God promises to give the Holy Spirit to all His people to give them faith and courage to do whatever He calls them to do.

Bible Truth Tie-In:

The Bible Truth we are learning is: **The Holy Spirit Gives God’s People Courage.** In our story we see how the Holy Spirit gave Peter the courage to have a rock-like faith and courage to stand up for Jesus, no matter what.

CASE REPLAY, SR--OLDER KIDS (1ST GRADE AND UP) P.3

"Welcome to our play! The name of our story is called: The Case of the Rock Man.

This is a New Testament story. It took place while Jesus lived on earth.

The characters in our story are: Jesus, Simon Peter, John and the other disciples; the Temple Guard (Soldiers), the Jewish leaders; and the lame man.

And now we present: "The Case of the Rock Man."

Scene 1: (Beginning)

In Caesarea Philippi, Simon confessed that Jesus was the Christ, the Son of God. Jesus gave Simon the new name Peter, which means "Rock," for the faith God had given him. Jesus told His disciples He would build His Church on this faith and nothing would overcome it. Jesus' enemies got stronger and began to look for a way to get rid of Jesus. In Jerusalem, they went to the Garden of Gethsemane and arrested Him. After Jesus was being arrested, Peter acted more like a pebble than rock, denying Jesus three times. When Jesus was being buried, Peter kept acting like a pebble, not a rock, by hiding with the other disciples instead of helping the women, Joseph and Nicodemus.

Scene 2: (Middle)

But when the Holy Spirit came upon Peter and the others at Pentecost, He gave Peter and the others believers rock-like faith and courage. Peter boldly preached the gospel to thousands that day and many came to believe in Jesus. The Holy Spirit gave Peter courage to lead the new believers in prayer in the Temple courts, even with the Jewish leaders there. Peter healed a lame man in front of the Temple and spoke to the amazed crowd, knowing the Jewish leaders could arrest him. Many more people believed in Jesus. The Jewish leaders did arrest them, but Peter and John were did not fear when put in prison. They spoke bravely to the Jewish leaders about Jesus.

Scene 3: (End)

Peter and John met with the other disciples and told them what happened. Together, they prayed for the Holy Spirit to give them more courage to speak about Jesus and the Holy Spirit answered their prayers. God promises to give the Holy Spirit to all His people to give them faith and courage to do whatever He calls them to do.

Bible Truth Tie-In:

The Bible Truth we are learning is: **The Holy Spirit Gives God's People**

Courage. In our story we see how the Holy Spirit gave Peter the courage to have a rock-like faith and courage to stand up for Jesus, no matter what.

God Filling His People with His Spirit and Shaking Their Meeting

Description:

The children will color in the believers and the “meeting place”. Then will attach a popsicle stick to the people through the slot in the bottom, moving the stick back and forth to make the place “shake.”

Materials

Card stock
 Template for meeting place
 Template for believers
 1 Popsicle stick per child
 Sand colored Craft sand and Craft glue (if desired)
 Tape
 Glue gun and glue stick
 Crayons, markers, colored pencils, etc.

Preparing the Craft

1. Print out a copy of meeting place and the believers, per child, onto card stock.
2. Cut on dashed lines, fold on solid lines, and tape up sides with tape.
3. Cut out slot as shown on meeting place template.
4. Set out tape and coloring supplies.
5. Heat up glue gun and put out of reach of children. (For your use only)
6. Make a sample of the craft to show the children.

Making the Craft

1. Show the sample of the craft you have made.
2. Have the children color in the people.
3. Option One: Meeting place: Color in the meeting place and tape it together into box form by folding along dashed fold lines.
 Option Two: Meeting Place: Tape meeting place into box form, cover with glue, then sprinkle colored sand on it.
4. Have teacher glue popsicle stick to believers with glue gun.
5. Place the believers in the meeting place, with popsicle stick sticking out slot in bottom. Move stick back and forth to “shake” the meeting place.

Optional TAKING IT TO OTHERS Activity: Craft Presentation

If you are presenting the craft to other children or parents the children can hold up their crafts (or your model craft) and read their Bible Truth Connection answers to explain the importance of the craft.

CASE CRAFT**Discussion Guide****Instructions:**

As the children are settled into making their craft, ask them these questions to help them understand the craft's significance. Use the answers provided to guide the children's answers.

Discussion Questions

1. What did Peter, John and the other believers gather in Jerusalem to do? *To pray.*
2. What did the believers pray for God to do?
To give them courage to speak boldly about Jesus.
3. How did God answer these prayers? Why?
He filled them with the Holy Spirit and caused the meeting place to shake! He did this so that they might know His power and would speak boldly about Jesus.
4. What is the Bible Truth that we are learning?
The Holy Spirit Gives God's People Courage.
5. What does our craft have to do with our Bible Truth: The Holy Spirit Gives God's People Courage?
The believers knew that God would need to give them the Holy Spirit to make them brave to speak about Jesus.
6. What can this craft help us remember?
God delights to answer His people's prayers for boldness to speak about Jesus. He fills them with His Holy Spirit to give them the courage they need.

TAKING IT TO OTHERS**Craft Presentation****Instructions:**

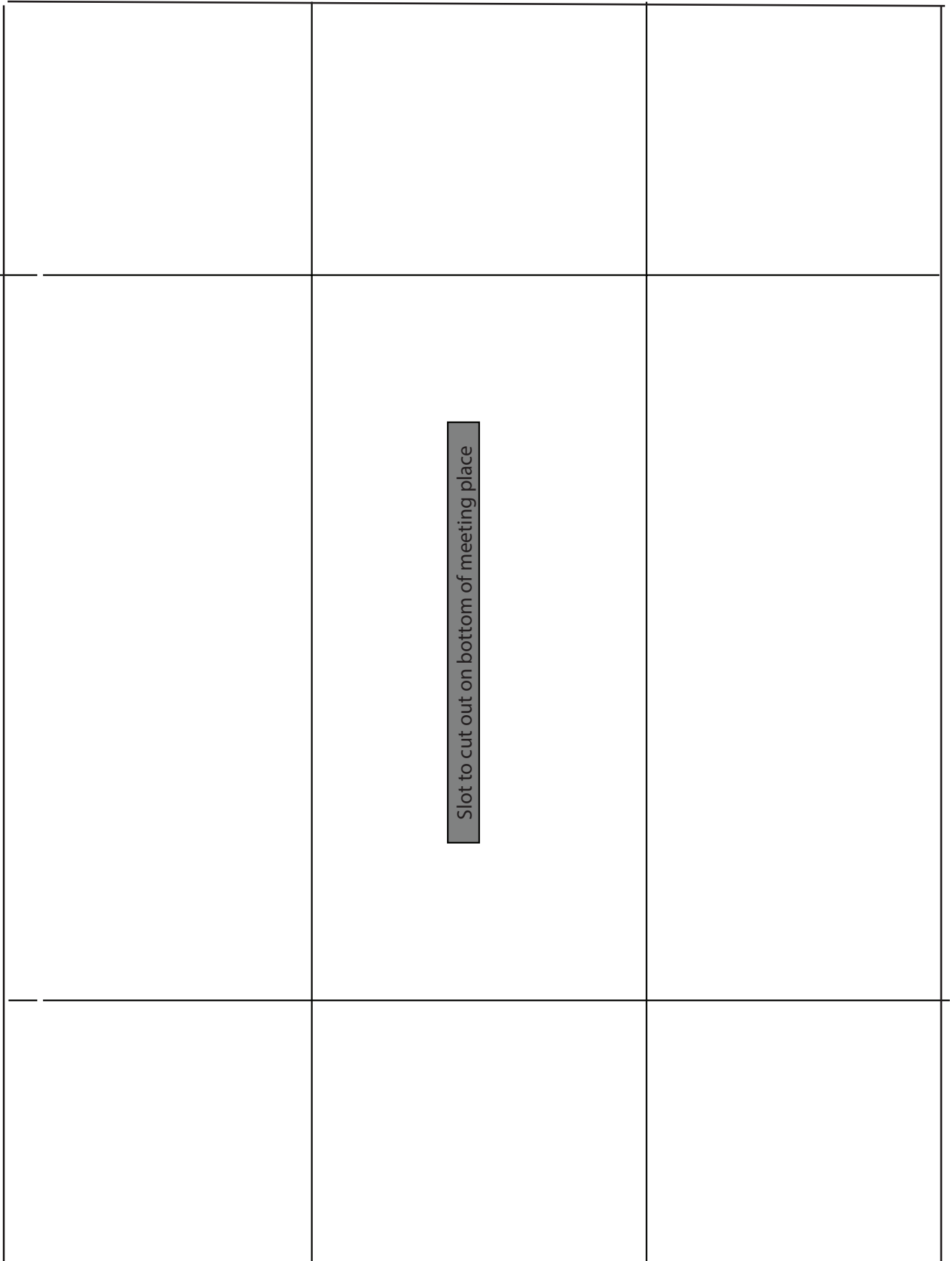
Have children hold up your model craft/their crafts. Choose five children (or you say) the five sections below to explain the craft's importance.

Presentation:


1. Our craft is: God Filling His People with His Spirit and Shaking Their Meeting Place.
2. In a meeting place in Jerusalem, God answered Peter, John and the other believers' prayer for boldness by filling them with the Holy Spirit and shaking the meeting place so that they might know His power and speak boldly about Jesus.
3. Our Bible Truth is: The Holy Spirit Gives God's People Courage.
4. The believers knew that God would need to give them the Holy Spirit to make them brave to speak about Jesus.
5. Our craft can help us remember that God delights to answer His people's prayers for boldness to speak about Jesus. He fills them with His Holy Spirit to give them the courage they need.

Note: Even non-readers can participate in presenting the craft, if you will whisper what they are to say in their ear and let them say it aloud for the others to hear.

Box for Meeting Place



People in Meeting Place



BEFORE CLASS:**1. PICK YOUR PERSON**

VIPPs can be anyone in your church! Typically, they fall into 6 categories: Church staff, Elders, Deacons/deaconesses, Special Volunteers (people who aren't paid, but spend a lot of time helping out in particular ways), Supported Workers (aka missionaries), and Church Members.

2. GATHER YOUR FACTS

Use the VIPP Information Sheet to write down the facts about your VIPP. The information on this worksheet is used in the VIPP activities, listed in the "Choose an Activity" section below.

DURING THE ACTIVITY:**1. INTRODUCE YOUR VIPP**

Introduce your VIPP to the children, using the VIPP Information Sheet. Fill in a set of VIPP Clue Cards with the information for your VIPP. If desired, you can even have the actual person come into class for the children to meet.

Need help describing what someone does for the church in a kid-friendly way? Check out the list of common VIPPs on the Praise Factory website in the PFI resources. There are lots of kid-friendly descriptions for common VIPP's, such as pastors, elders, deacons and a lot more.

2. PRAY!

Lead the children in praying for the VIPP. Ask the children if they would like to pray for one of the VIPPs prayer requests. Even non-readers can pray for the VIPP if you whisper the prayer request in the their ear, then let them say it aloud. Never force a child to pray!

3. CHOOSE AN ACTIVITY

There are two activities you can use to help the children learn about the VIPP:

VIPP Clue Cards: These are nine coloring sheets in which children fill in the nine things they learn about the VIPP from the VIPP Information Sheet. Photocopy a set of each child. Use as few or as many of these Clue Cards as you desire.

VIPP Game: This is a game that uses a set of Clue Cards for one or two VIPPs.

Choose a VIPP and fill in his/her information on the VIPP Information Sheet. Fill in a set of VIPP Clue Cards with the information for your VIPP. Tell the children about the VIPP, having them fill in the VIPP Clue Cards with the key facts as they learn them. Write any words the children need to write on a white-board or other piece of paper so they can see how to spell them. Help younger children write these words on their clue cards. Ideas for how to tell the children about many common VIPPs are listed at praisefactory.org with the resources for this Bible Truth.

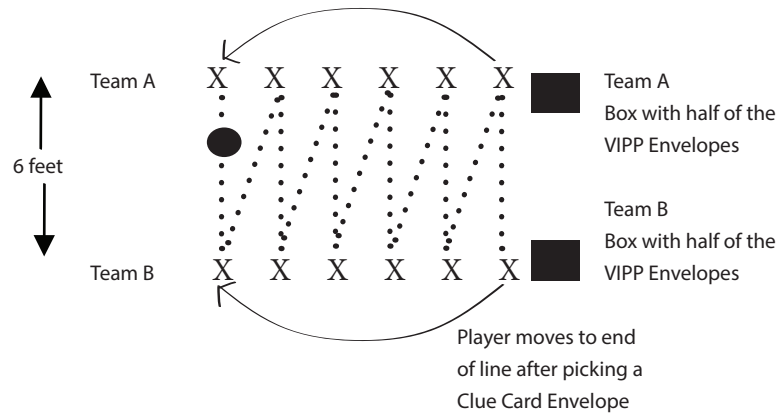
Optional TAKING IT TO OTHERS Activity: Introduce and Pray for the VIPP

If you are presenting the VIPP to other children or parents you can assign children to hold up the 10 clue cards and say what each card tells about the VIPP. (Or, you can have the children hold them up as you tell what each one means.) Then lead the children in praying for the VIPP.

Game: Ball Roll Review

Materials

Information Sheet for one VIPP
 2 Set of Clue Cards
 Ball
 8 8.5" x 11" Manilla Envelopes
 Tape
 Pen and Markers
 2 Boxes



Preparing the Game

1. Fill in one set of clue sheets for the VIPP you are using.
2. Tape the other (blank) set of Clue Cards to the outside of the manilla envelopes.
3. Put the filled-in clue cards in the corresponding envelope.
4. Put half the Clue Card Envelopes in one box and the other half in the other box. These are the Team A and Team B Boxes.

Playing the Game

Reveal: Tell the children about the VIPP, showing them your filled-in clue cards as you tell about them.

Review: Have the children break into two even groups and sit down on the floor facing each other, with about a 6' spread between the 2 lines (see diagram above). For Round 1, Give the ball to the first child in Team A and have them roll it across to the child on Team B directly across from them. Then, that Team B child rolls it back across to the next child on Team A, etc. all the way down the line to the last child on Team B. The last child to get the ball will then pick a Clue Card envelope out of their team's box. They (or the teacher) will tell the group and the Clue Card category by looking at the picture of the Clue Card on the outside of the envelope. Have the children try to remember the VIPP's answer to the category. If the class gets it right, the category is "retired". If they get it wrong, then it gets put back in the pile of category envelopes. The child who picked the Clue Card, then takes their place at the other end of the line. They begin Round 2 by rolling the ball to the first person on Team A, etc. This time, the ball will end up with the last child in the Team A line, ending with the last child in the other line, who gets up and chooses a clue from their Clue Card box. Continue until all the clues have been chosen/answered correctly.

VIPP INFORMATION SHEET

VIPP NAME:

WHAT VIPP LOOKS LIKE

Man or Woman? _____

Hair color? _____

Eye color? _____

FAVORITE ANIMAL

FAVORITE FOOD

FAVORITE FREE TIME ACTIVITY

WHAT VIPP DOES DURING WEEK

VIPP GROUP OF SERVICE:

Church Member

Deacon

Elder

Church Staff

Special Volunteer

Supported Worker
(Missionary)

3 WAYS VIPP SERVES CHURCH

3 WAYS TO PRAY FOR THE VIPP
