

## **BIBLE TRUTH 1, LESSON 3: PLANNER/OVERVIEW**

**GETTING STARTED: Welcome and Opening Songs** (*introduce unit and get kids moving with these songs*)

**Welcome to Praise Factory:** PFI: Praise Factory Investigators Theme Song *PFI NIV Songs 10, Track 1*

**Rules to Help Us Worship God and Love One Another:** WoGoLOA Classroom Rules Song  
*PFI NIV Songs 10, Track 2*

**Big Question Under Investigation:** Big Question 10 *Songs: PFI NIV Songs 10, Tracks 3,4*

**Big Question Bible Verse:** Ezekiel 36:26 *Song: I Will Give You a New Heart PFI NIV Songs 10, Track 5*  
*Extra Bible Verse Song: A New Heart Ezekiel 36:26 PFI NIV Songs 10, Track 6*

**DIGGING DEEP DOWN: Key Concept and Story** (*introduce the Bible Truth and tell the related story*)

**Bible Truth 1:** The Holy Spirit Lives in God's People

**Bible Truth Hymn:** Breathe on Me, Breath of God, vs.1,2 *PFI NIV Songs 10, Tracks 7,8*

**Bible Verse:** 1 Corinthians 6:19

**Bible Verse Song:** A Temple of the Holy Spirit *PFI NIV Songs 10, Track 9*

*Extra Bible Verse Song: Do You Not Know: 1 Corinthians 6:19 PFI NIV Songs 10, Track 10*

*Extra Bible Verse Song: What Father Among You: Luke 11:11-13 PFI NIV Songs 10, Track 11*

**Lesson 3 Old Testament:** The Case of the Big Thaw *Exodus 19:1-7; Ezekiel 36:24-37:14; Acts 2*

**TAKING ACTION: Response Activities** (*choose from among these activities*)

**Snack and Discussion Planner:** Dry Bones

**ACTS Prayer:** Prayer Sheet

**Bible Truth Review:** Discussion Questions and Game: Circle and Cross

**Bible Truth Hymn:** Breathe on Me, Breath of God, vs.1,2 *PFI NIV Songs 10, Tracks 7,8*

*Song, Sign Language and Song Game: Big Voice, Little Voice* **PFI NIV Songs 10 BOOK or ONLINE**

**Bible Verse Review:** 1 Corinthians 6:19 Discussion Sheet and Game: All Dressed Up

**Bible Verse Song:** A Temple of the Holy Spirit 1 Corinthians 6:19 *PFI NIV Songs 10, Track 9*

*Song, Sign Language and Song Game: Sign It, Say It, What Does It Mean?* **PFI NIV Songs 10 BOOK or ONLINE**

**Story Review:** Discussion Questions and Game: Basketball Toss

**Case Replay, Jr: Drama Activity for Youngest Children** (children do same story actions together)

**Case Replay, Sr: Drama Activity for Most Children** (children re-tell story with individual parts)

**Craft:** Dry, Dead Bones into a Living Man

**VIPP (Very Important Prayer Person) Prayer Time:** Coloring Sheets (Back of Book) & Game: Hot and Cold Hide

**TAKING IT HOME: Take Home Sheet for Review and Family Devotions**

**PFI Pronto:** Bible Truth 1, Lesson 3 **PFI NIV Prontos 10 BOOK or ONLINE**

**The Case of the Big Thaw** *Exodus 19:1-7; Ezekiel 36:24-37:14; Acts 2*

by Connie Dever

**Our story is: The Case of the Big Thaw.****As you listen to the story, see if you can figure out:**

1. What was hard and cold? How did this show?
2. Who could bring about the big thaw? Why could He do it?

This story takes place in Old Testament times, about 1500 years before Jesus lived on earth.

Three month earlier, the people of Israel had been slaves, living under the hard laws the Pharaoh, the powerful king of Egypt. Now, at the bottom of Mount Sinai, the LORD had gathered the Israelites to give them His good laws. Moses told them how the LORD would bless them if they kept His laws: "This is what the LORD your God says to you: You yourselves have seen what I did to Egypt, and how I carried you on eagles' wings and brought you to myself. Now if you obey me fully and keep the laws of my covenant, then out of all nations you will be my treasured possession."

"We will do everything the LORD has said," the people all responded in one voice. After all they had seen this God do for them, what could be better than following Him?!! In their hearts they knew this. No one had ever seen a god do what the LORD had done for them.

But it did not take long before the Israelites were breaking God's laws and their promise to Him. "Do not make any idols. Do not worship any god, but Me" were God's laws they promised to keep. And at first they did bring their offerings and sacrifices of wheat grain and sheep to Him....but then they turned to make a golden calf idol. They started worshiping the terrible, pretend gods of the people who lived around them: Baal, Ashtoreth, Molech and many others. They worshiped the sun, the moon and the stars, too. What hard hearts the Israelites had! How quickly they forgot the LORD and His good ways! Could anything change their hard hearts? We will see.

The LORD loved His hard-hearted people and so He disciplined them that they might turn their hard hearts away from those evil, pretend gods and return to Him. He sent enemy soldiers to come and attack Israel. Each time, the Israelites were conquered, their hearts would change towards the LORD. They would cry out to Him

and He would rescue them and drive the enemy soldiers out of Israel. Then the Israelites would turn back and praise the Lord and worship Him...for awhile.

But did this really fix their hard hearts? Sadly, no, it did not. All too soon, they would forget the LORD and His laws again and turn back to worshiping the idols. Over and over, this happened again and again.

Could anything thaw Israel's hard hearts? It didn't seem so. Finally, after about 1000 years, the LORD told His people, "You honor Me with your lips, but your hearts are far from me. Turn from your sinful ways and turn back to me and I will forgive you. If you do not, then I will send some really, really big armies to wipe out most of you and your cities. The rest of you, will be carried far away from your home and you will be their slaves for 70 years."

This was serious! To be in a terrible war, to have your home destroyed and be dragged off to be slaves in a faraway land! Could this warning be enough to change Israel's hard hearts? Would they turn back to the LORD and love and obey Him now? Sadly, no. It was not enough. The people did not change.

So, the LORD did just what He said He would. He sent two really, really big and fierce armies: the Assyrians and the Babylonians. And they did just what the LORD said they would do: they wiped out most of the Israelites and destroyed their homes and cities. The Babylonians snatched all the beautiful things of gold and silver from the glorious Temple of the LORD in Jerusalem and then smashed the Temple to pieces. They put rings in the lips and noses of the people and led them away as slaves across the hot, dry desert back to Babylon.

At last the people's hearts were broken. How sad the people were in Babylon! They wept and mourned. They

**Story-telling Tips****Ahead of time:**

1. Read the Bible verses and story. Pray!
2. Create story cue cards on index cards (or highlight text).
3. Practice telling story dramatically, timing your presentation. Shorten, if necessary to fit your allotted time.
4. Decorate area with story props that help bring your story alive.

**During your presentation:**

1. Maintain as much eye contact as possible as you tell the story. Point to/use props at important points in the story. Include the kids in your story with a few questions about what they think will happen or words/concepts that might be new to them.
2. Watch the kids for signs that their attention span has been reached. Shorten, if necessary.

could see how hard-hearted they had been. They knew the LORD was right to have punished them. They wanted their hearts to know and love God. But how? Could anything change their hard hearts? They cried out to Him.

But would the LORD be merciful to them after all they had done? Yes, He would! How great is the mercy of the LORD for His people! He sent His special messenger, the prophet Ezekiel, to give them a message of comfort and hope.

Ezekiel told them, "The LORD gave me a special dream to tell you. In this dream, He set me in the middle of a valley; it was full of the dry bones of dead men who had been in a great battle."

The LORD said to me, "Ezekiel, can these bones become alive again?"

"O Sovereign LORD, who rules over all, you alone know."

"Speak to the bones and say to them: 'Dry bones, hear the word of the LORD!' This is what the Sovereign LORD says to these bones: I will make breath enter you, and you will come to life. I will attach tendons to you and make skin come upon you and make muscles come upon you and cover you with skin; I will put breath in you, and you will come to life. Then you will know that I am the LORD."

So Ezekiel spoke to the bones as the LORD told him and as he was speaking, there was a noise, a rattling sound, and the bones came together, bone to bone. Ezekiel looked, and tendons and flesh appeared on them and skin covered them, but there was no breath in the body.

"Speak to the breath, Ezekiel, and say to it, 'This is what the Sovereign LORD says: Come from the four winds, O breath, and breathe into these dead, that they will live.' So Ezekiel spoke as the LORD commanded him, and breath entered the bones; they came to life and stood up on their feet—a vast army.

Then the LORD said: "Ezekiel, these bones are like my people. They feel lifeless and hopeless like these bones. They think nothing will ever free them from the Babylonians, but that is not true. I see their sadness and I care. I see they are sorry for how they rebelled against me. I will rescue them from Babylon and take them

back to their homeland."

"Their hearts are hard as stone, like these dry, dead bones. You may think nothing can change your hearts of stone that keep disobeying God, but that is not true. I will put my spirit inside their hearts. Then they will no longer have hearts that are hard and dead and rebellious. One day, I will send my Spirit to live inside them. He will change their hearts and make them love me and want to obey me more and more each day."

Did the LORD keep His promises to the Israelites? Yes, He did! After seventy years of slavery, the Israelites were freed to return to their homeland, just as the LORD had promised they would.

And what about the promise to put His Spirit in their hard hearts and change them, did He keep that promise, too? Yes, He did. About 630 years later, God sent His Son Jesus to come to earth as their Savior. He lived a perfect life and offered it up as the perfect payment for the sins of His people. Jesus died on the cross and on the third day, He rose from the dead in victory. He paid for their sins so that by faith in Him, they could receive the gift of salvation! And with this gift of salvation, their hearts could be made clean. God's Holy Spirit would work in their cold hearts and thaw them. He would fill them with faith and a growing love for God and His good ways.

And so it began, on that wonderful day of Pentecost, the Holy Spirit came down with the sound like a roaring wind, and what looked like flames of fire and came to dwell in the hearts of Jesus' disciples as they waited and prayed. By the end of just that first day, 3000 more people had come to believe in Jesus and have the Holy Spirit come to live inside their hearts. What could change the hard hearts of the Israelites? The Holy Spirit living inside of them could, just as God had promised.

**Cracking the Case:**

**It's time to answer our Case Questions.**

**1. What was hard and cold? How did this show?** The hearts of God's people to God and His good laws. It showed in how they broke His laws and turned away from His to worship other gods.

**2. Who could bring about the big thaw? Why could He do it?** Only God Himself could bring the big thaw to their hearts. He did it by sending Jesus to pay for their sins so that by faith they could be saved and the Holy Spirit could live in their hearts.

**Something For You and Me**

**Our Bible Truth is:**

**The Holy Spirit Lives in God's People**

**Our Bible Verse is: 1 Corinthians 6:19**

"Do you not know that your body is a temple of the Holy Spirit, who is in you, whom you have received from God?"

What about us? We have hard hearts that choose to disobey God. Could anything change our hard hearts? Yes, the Holy Spirit can change our hearts, too. To all who turn from their sins and trust in Jesus as their Savior, the Holy Spirit will be given to them to live in their hearts and help them to love and live for God more each day. That can be you and me, too!

Let's praise God for keeping His promise and sending the Holy Spirit to live inside His people. Let's ask Him to change our sinful hearts and ask Him to send the Holy Spirit to work deep inside us so that we will love and obey Him more and more each day.

*Close in prayer.*

**Closing ACTS Prayer**

**A** God, we praise You for always keeping Your promises to Your people. We praise You for being so patient and forgiving with Your sinful people.

**C** God, we confess that just like the Israelites we have hard hearts that choose not to love You or live by Your good ways. We need a Savior!

**T** God, we thank You for giving Your people the Holy Spirit to live in their hearts and truly change them.

**S** God, work in our hearts! Help us to turn away from our sins and trust Jesus as our own Savior. Send the Holy Spirit to live in our hearts, that we might know Your close fellowship in our own hearts.

# **ACTS PRAYER ACTIVITY**

Use this sheet to write down your ACTS Prayer

## **Instructions:**

Use this sheet to help the children apply the Bible Truth into a prayer. You can use the ACTS provided or even better, have the kids think of their own applications. Also have the children add their personal requests to the prayer, too. Lead the children in the prayer or let them pray sections, with your help. Never force a child to pray! Non-readers can participate by you whispering a section of the prayer into their ear and allowing them to pray it aloud for the group.

## **ADORATION:**

God, we praise You for being the Giver of Your Holy Spirit to Your people.

God, we praise You for being.....

---

Add your own Adorations:

---

---

---

## **CONFESSION:**

God, we confess that our rebellious hearts that do not love or serve You on our own. We need Jesus to be our Savior! We need the Holy Spirit to change our hearts to love You and live for You!

God, we have sinned against You....

---

Add your own Confessions:

---

---

## **THANKSGIVING:**

Thank You, God for changing Your people's hearts to love You by giving them the Holy Spirit inside their hearts.

God, we thank You for...

---

Add your own Thanksgivings:

---

---

## **SUPPLICATION:**

God, work in our hearts, that we might turn away from our sins and trust in Jesus as our Savior. Send Your Holy Spirit to live in our hearts that we might know You and love You more and more.

God, we need Your help...

---

Add your own Supplication:

---

---

---

---

---

## **SNEAKY SNACK**

Can you figure out how this snack ties in with our case?

---

### **Snack: Dry Bones**

"Bones" Crunchy bread sticks in cracker section or baked bread-sticks from refrigerator section of the grocery store.

This is only a suggestion. Feel free to modify. Be mindful of allergy issues among your children!

**Case Tie-in:** The LORD gave Ezekiel and the people of Israel a picture of how only He could change their dead hearts with the vision of the valley of dry bones. He promised to change their hearts, making them alive with love for Him and His good laws, when He put a new spirit in their heart. He kept this promise through Jesus, who paid for their sins and made the way for the Holy Spirit to come and live in their hearts. The Holy Spirit will come and live in our hearts, too, when we turn away from our sins and trust in Jesus as our Savior.

---

## **SOUL FOOD**

Food for thought during snack time

---

1. What does the snack have to do with the story?

Choose a few questions from the other activity discussion sheets to talk about during this snack time.

2.

3.

4.

5.

6.

7.



Directions: Read and discuss Bible Truth, using a FEW of the questions. Play game. Feel free to modify the game to fit your children.

### The Holy Spirit Lives in God's People

God is one God, but three persons: God the Father, Jesus, the Son of God, and God, the Holy Spirit. Together they have always existed, delighting in wonderful fellowship together and working out the perfect plans of God. This is a wonderful truth, even though it is very hard to understand.

After Jesus died on the cross and rose from the dead, He spent time with His disciples and taught them many things. He told them He would be going back to reign in heaven, but He promised His disciples that He would not leave God's people all alone. He would send the Holy Spirit to live in their hearts and make them new. The Holy Spirit would help them know God and His Word. He would comfort them. He would change their hearts so that they would love and live for Him more and more.

God sent His Holy Spirit to live inside of those first believers, just as Jesus said He would. He worked in their hearts, helping them in all the ways Jesus promised. And since then, God continues to give His Holy Spirit to all of His people--to all who turn away from their sins and trust in Jesus as their Savior. Yes, to each of them, God gives a new heart, filled with His Holy Spirit. He comforts them, gives them wisdom and helps them love Him and live for Him, too! God can do this in our hearts, also!

### Understanding the Bible Truth

1. How many Gods are there? *Just one God.*
2. How many persons are there in the one God and who are they? *Three: God, the Father, the Son (Jesus) and the Holy Spirit.*
3. How long has God the Father, Son and Holy Spirit lived together? *Forever.*
4. What has God always delighted in? *His fellowship between Father, Son and Holy Spirit.*
5. What has God always been doing? *Working out His perfect plans.*
6. What did Jesus do after He died on the cross and rose from the dead? *He spent time with His disciples teaching them many things.*
7. Where did Jesus tell His disciples He was going? *Back to heaven.*
8. What did Jesus promise His disciples before He went to heaven? *That He would not leave them all alone.*
9. Who did Jesus promise His disciples He would send to them? *The Holy Spirit.*
10. Where would the Holy Spirit live? *Inside of God's people.*
11. Where inside of God's people does the Holy Spirit live? *In their hearts. Not their physical, beating heart; but the place we call the heart, where our spirit is.*
12. What did Jesus promise His disciples that the Holy Spirit would help them know? *God's Word.*
13. What did Jesus promise the Holy Spirit would do? *Make their hearts new. He would help them know God and His Word. He would comfort them. He would change their hearts so that they would love and live for Him more and more.*
14. Who else, besides those first believers, gets to have the Holy Spirit live in their heart? *All of God's people--all who turn away from their sins and trust in Jesus as their Savior.*
15. How can we have the Holy Spirit live in our heart? *God will give us His Holy Spirit to live in our heart when we turn away from our sins and trust in Jesus as our Savior.*

### Bible Verse Connection Question

1. What does our Bible Truth have to do with our **Bible Verse: 1 Corinthians 6:19**: "Do you not know that your body is a temple of the Holy Spirit, who is in you, whom you have received from God?"  
*God created every person with a body and a special heart, made to know and love God. When we become God's people, God fills that heart with His Holy Spirit. That makes their bodies like a temple--a special place of God's presence-- inside their bodies. What an amazing gift from God that we all can have!*

### Bible Truth Story Connection Questions

1. Who did the Lord promise to send the Israelites to change their hearts? *The Holy Spirit to live inside their hearts.*
2. How would the Holy Spirit change the Israelites' hearts? *They would have hearts of "flesh" not hearts of "stone" that wanted to love and obey God.*

**Life Application Questions**

1. Can the Holy Spirit live inside us? *Yes, when we turn from our sins and trust in Jesus as our Savior. God will send the Holy Spirit to live inside our hearts.*
2. How will we know that the Holy Spirit is inside our hearts? *The Holy Spirit rarely comes with wind and tongues of fire, but He always works inside the hearts of every one of God's people. He whispers to our hearts true things about God and He is at work, helping us love and live for God more and more each day.*

**ACTS Questions**

1. What is something we can praise God for because of this Bible Truth?  
*Praise God for being the Giver of the Holy Spirit to His people.*
2. What are sins we can confess to God because of this Bible Truth?  
*Confess that we have sinful hearts. We think, do and say things that show we do not love God or others as we should. God's Holy Spirit cannot come and live in our hearts without God working a change in them. We need a Savior!*
3. What is something we can thank God for because of this Bible Truth? *Thank God for making a way for the Holy Spirit to live in His people's hearts that they can have wonderful, close fellowship with Him.*
4. What is something we can ask God for because of this Bible Truth?  
*We can ask God to work in our hearts that we would want to turn away from disobeying Him and trust in this wonderful Jesus as our own Savior. We can ask God to send the Holy Spirit to live in our hearts.*

**The Gospel**

1. What is the good news of Jesus we must believe if the Holy Spirit is to come to live in our hearts? What is the gospel?  
*God is the good Creator and King of the world. He made people to worship Him and live by His good laws. But we are all sinners who have rebelled against Him. We all deserve death--God's just, eternal punishment for our sins. How terrible! But God has good news for us. In His great mercy, God sent His Son Jesus to earth to save sinners. Yes, Jesus, the perfect Son of God, left His home in heaven and became a man. He lived the perfect life that pleases God. (He's the only one who has ever done that!) He offered it up to God His Father as the perfect sacrifice for sins when He suffered and died on the cross. Then, on the third day, Jesus rose from the dead in victory. He had fully paid for the sins of God's people, so they wouldn't have to! Now all who turn away from their sins and trust in Jesus as their Savior will receive forgiveness of sins and eternal life with God. They will be His very own special people who will know Him and enjoy Him forever. We can be God's people, too, if we turn from our sins and trust in Jesus as our own Savior.*



## Game: Circle and Cross

### Materials

Beanbags, 1 per child  
Masking Tape  
Bible Truth Questions

### Preparing the Game

1. Choose 20+ questions for your game from the Bible Truth Discussion Questions, or make up your own.
2. Write the Bible Truth questions on small thin strips of paper (or make a photocopy of the Bible Truth Discussion Questions and simply cut them into strips) and put them in the bag/bowl.
3. Tape a circle about 2' in diameter on the floor. Tape a large X in the middle of it.
4. Mark one team's set of beanbags with a small piece of masking tape or other distinguishing mark.

### Playing the Game

Divide the children into two teams, giving the members of each team a beanbag of the same color or marking. Have all the children stand outside of the circle, about 6' back. At your signal, have the children toss their beanbags into the circle, trying to make them land on the taped X. Count up the beanbags for each team that landed on it. That's how many points their quiz question is worth. Choose a question for each team from the bag/bowl. If a team gets it wrong, the question goes to the other team for 1 point, if they can get the correct answer. Gather up the beanbags and continue play.

Game continues as number of questions, time, and attention span allow.

### Non-competitive Option

Set a target number of points for the whole group. Challenge the children to see how many turns it takes score the target number of points. Once the target has been reached, start the game over and see how many turns it takes to reach the target the second time.

### Optional TAKING IT TO OTHERS Activity: Quiz Questions

Have the children choose a few of the questions from the game to ask the parents/other children during TAKING IT TO OTHERS time. Help pre-readers by whispering the question in their ear and letting them ask it aloud to the parents/other children. Make sure you read the Bible verse aloud before you ask your questions.

Directions:

1. Write words to song in large print before class.
2. Play the song for the children, helping them follow along on the song sheet.
3. Discuss the song, using a few questions from the discussion sheet. *Don't use them all!*
4. Introduce sign language for key words of your choice from sign language sheet for your song. Use as few or as many as you think the children can learn.
5. Sing and sign the song. Sign language as well as large format lyrics and sheet music are found in the PFI Unit Songbook or online.
6. If desired, play the Song Game.

**Optional TAKING IT TO OTHERS Activity: Presenting and Singing the Song**

1. Sing and sign the song, encouraging the watching children/parents to join in.
2. Ask the class some of the questions listed below. The Bible Truth Connection Question is particularly good to help them understand how the song ties in with the Bible Truth.

**Breathe on Me, Breath of God**

**Verse 1**

Breathe on me, Breath of God,  
Fill me with life anew,  
That I may love what Thou dost love,  
And do what Thou wouldst do.

**Verse 2**

Breathe on me, Breath of God,  
Until my heart is pure,  
Until with Thee I will Thy will,  
To do and to endure.

Listen to it on PFI NIV Songs 10, Tracks 7,8

**Understanding the Song**

1. Who is the "Breath of God"? Why? *The Holy Spirit is nicknamed the "Breath of God." Our breath fills our body with the air that it needs to live. The Holy Spirit fills our spirit with Himself so that we can know and love God and have eternal life.*
2. What does it mean to ask the Holy Spirit to breath on us? *To fill our hearts with Himself.*
3. What does it mean for the Holy Spirit to fill us with life anew? *"Life anew" means "new life." The Holy Spirit is the One who comes into our sinful, rebellious hearts, cleanses them of sin and fills them with love for God. This is called "new life" because it is such a big change from living however our sinful hearts want to live. It is being dead in our spirit (not knowing or loving God) and then being made alive in our spirit (knowing and loving God).*
4. How does the singer of the song want the Holy Spirit to help him love? *What God loves.*
5. What does God love? How do we know this? *God loves Himself—Father, Son and Holy Spirit and the glory of His name. He loves all of His good and holy ways. He loves all of His creation, especially people who He made in His image. We know this from the Bible.*
6. What does the singer of the song want the Holy Spirit to help him do? *To do what God would do.*
7. What does God do that the singer wants to do? How do we know this? *God does many things that humans cannot do; but there are some things that God does that humans can at least act like. We can love Him and we can love others. We can bring glory to God's name. We can live by His holy laws. We can hate evil. We know what God wants us to do by reading His Word, especially His laws.*
8. What does it mean to have a pure heart? *One that wants what God wants.*
9. What is a person's will? *The part of them that wants something and chooses to do it.*
10. Whose will does the Holy Spirit help us want to do and to keep doing to the end (endure)? *God's will.*
11. Why do we need help to do God's will? *Whose will do we like to do? We are sinners. We like to do our own will and rebel against God's will.*

**Bible Truth Connection Question**

1. How does this song relate to our **Bible Truth: The Holy Spirit Lives in God's People**? We are all sinners. We were made to love and obey God, but we have all turned away from that most wonderful of lives. Only God can change us and He can, by His Holy Spirit. The Holy Spirit is nicknamed the "Breath of God." Our breath fills our body with the air that it needs to live. The Holy Spirit fills God's people with Himself so that they can know and love God and have His eternal life. God will send His Holy Spirit to work this way in us when we turn from our sins and trust in Jesus as our Savior. This song is a prayer asking Him to do this.

**Story Connection Question**

1. How does this song relate to today's story? *Without the Holy Spirit living deep inside their hearts, the Israelites continued to doubt God and disobey Him. The LORD promised them the Holy Spirit to live inside their hearts to give them hearts that longed to obey Him.*

**Bible Connection Question**

1. What does this hymn have to do with our Bible Verse: **1 Corinthians 6:19**: "Do you not know that your body is a temple of the Holy Spirit, who is in you, whom you have received from God?"?

*This song is a prayer to God to send the Holy Spirit to live within us, changing us and helping us to worship God in everything we do.*

**ACTS Questions**

1. What is something we can praise God for from this hymn? *Praise God for being the Giver of the Holy Spirit to His people, filling them with "life anew."*

2. What are sins we can confess to God from this hymn? *That many times we do not want to do things God's way. Our hearts are sinful and rebellious left to themselves. We need a Savior! We need the Holy Spirit to change our hearts!*

3. What is something we can thank God for from this hymn? *That even though we cannot change our hearts, He can, through His powerful Holy Spirit.*

4. What is something we can ask God for from this hymn? *That God would work in our hearts that we might turn from our sins and trust Jesus as our Savior. We can ask Him to send the Holy Spirit to come and live in our hearts, changing us and giving us close fellowship with God*

**Life Application Questions**

1. How can our lives be affected by the message of this song? *We can ask God to send His Holy Spirit to work in our hearts when we turn away from our sins and trust in Jesus as our Savior.. We can ask Him to fill us with life anew, to help us love and to do as He wants us to do.*

**Gospel Question**

1. What is the good news of Jesus that we must believe if we are to receive God's Holy Spirit in our hearts? What is the gospel?

*God is the good Creator and King of the world. He made people to worship Him and live by His good laws. But we are all sinners who've rebelled against Him. We all deserve death--God's just, eternal punishment for our sins. How terrible! But God has good news for us. In His great mercy, God sent His Son, Jesus to earth as a man to save sinners. He lived the perfect life that pleases God. (He's the only one who's ever done that!) He offered it up to God His Father as the perfect sacrifice for sins when He suffered and died on the cross. Then, on the third day, Jesus rose from the dead in victory. He had fully paid for the sins of God's people, so they wouldn't have to! Now all who turn away from their sins and trust in Jesus as their Savior will receive forgiveness of sins and eternal life with God. They will be His very own special people who will know Him and enjoy Him forever. We can be God's people, too, if we turn from our sins and trust in Jesus as our own Savior.*

## **Song Game: Big Voice, Little Voice**

### **Materials**

Song

Sign language signs used in the song printed out onto little cards

Blindfold

### **Preparing the Game**

None.

### **Playing the Game**

1. Practice the song and signs until the children know them well. Then tell them: "Children, we are going to hide a sign language sign and see if one of you can find it... with a little help from the rest of us!"
2. Choose someone to be "It" and blindfold them. Choose another child to hide one of the sign language cards. When it's hidden, "It" can remove the blindfold and begin to look.
3. The rest of the children will sing the song in a louder voice when "It" gets closer to the hidden sign and quieter when "It" gets further from the sign.
4. When "It" finds the hidden clue, another "It" is chosen and play begins again.

Game continues as number of questions, time, and attention span allow.

choose a FEW questions for discussion, then choose the game and/or music activity

**Meditation Version: 1 Corinthians 6:19**

“Do you not know that your body is a temple of the Holy Spirit, who is in you, whom you have received from God?”

**Understanding the Bible Verse**

1. What is a temple? *A special place where people worship God. A place that is supposed to be holy, set apart and devoted to God.*
2. What part of our bodies did God make to be the temple of His Holy Spirit? *Our hearts. Not the heart that pumps blood through our bodies. But heart that we cannot see, where our spirit is.*
3. What is so special about having the Holy Spirit dwell right inside us, rather than in some temple or place of worship that we might go to? *It means that God's people can always know close fellowship with God. He is always with them, right inside their hearts.*
4. Who is the “you” the verse is talking about? Is it everyone or just a certain group of people? *Paul is the person who wrote these words. He sent them to other believers. These words are written about the bodies of believers being a temple of the Holy Spirit.*
5. Why do believers in Jesus have the Holy Spirit in their bodies, but not other people? *Because the Holy Spirit is a gift received from God to all who repent of their sins and trust in Jesus as their own Savior. If someone has not done this, then they have not received the Holy Spirit to live in their heart.*
6. Who do believers receive the Holy Spirit from? *From God.*

**Bible Truth Connection Question**

1. What does this verse have to do with the **Bible Truth: The Holy Spirit Lives in God's People?** *God created every person with a body and a special heart, made to know and love God. When we become God's people, God fills that heart with His Holy Spirit. That makes their bodies like a temple--a special place of God's presence-- inside their bodies. What an amazing gift from God that we all can have!*

**Story Connection Question**

1. How does this verse relate to our story? *Nothing could change the hard hearts of the Israelites, except for the Holy Spirit living inside them. Through the prophet Ezekiel, the LORD promised that He would send the Holy Spirit to change their hearts to know and love Him more and more. His promise came true on the Day of Pentecost when thousands of Israelites repented of their sins, trusted in Jesus as their Savior and their hearts were filled with the Holy Spirit.*

**Life Application Questions**

1. Can we receive the Holy Spirit from God? How? *Yes, we can. When we turn from our sins and trust in Jesus as our own Savior. God will send Him to live in our hearts, too!*

**ACTS Questions**

1. What is something we can praise God for from this Bible Verse? *Praise God for being the Giver of His Holy Spirit.*
2. What are sins we can confess to God from this Bible Verse? *That we have all turned away from God. Our hearts are sinful and we do not deserve to have close fellowship with the Holy Spirit in our hearts. We deserve God's punishment! We need a Savior!*
3. What is something we can thank God for from this Bible Verse? *We can thank God for sending Jesus to pay for the sins of His people-- to all who turn away from disobeying God and trust in Jesus as their own Savior—and making the way for the Holy Spirit to come and dwell in their bodies, in their hearts.*
4. What is something we can ask God for from this Bible Verse? *We can ask God to work in our hearts that we would want to turn away from disobeying Him and trust in this wonderful Jesus as our own Savior. We can ask Him to give us the Holy Spirit to live in our bodies, that we might have wonderful, close fellowship with Him.*

**The Gospel**

1. What is the good news of Jesus that Paul and the other believers believed and that made it possible for the Holy Spirit to come and live in their bodies? What is the gospel?

*God is the good Creator and King of the world. He made people to worship Him and live by His good laws. But we are all sinners who have rebelled against Him. We all deserve death--God's just, eternal punishment for our sins. How terrible! But God has good news for us. In His great mercy, God sent His Son Jesus to earth to save sinners. Yes, Jesus, the perfect Son of God, left His home in heaven and became a man. He lived the perfect life that pleases God. (He's the only one who has ever done that!) He offered it up to God His Father as the perfect sacrifice for sins when He suffered and died on the cross. Then, on the third day, Jesus rose from the dead in victory. He had fully paid for the sins of God's people, so they wouldn't have to! Now all who turn away from their sins and trust in Jesus as their Savior will receive forgiveness of sins and eternal life with God. They will be His very own special people who will know Him and enjoy Him forever. We can be God's people, too, if we turn from our sins and trust in Jesus as our own Savior.*



## Game: All Dressed Up

### Materials

Bible verse written up in large print so that all can see

Various items of clothing (shirts, hats, shoes, gloves, coats, pants, dresses, etc.), about 10 per team

Two baskets or boxes

Masking tape

### Preparing the Game

1. Put the clothing items for each team in a basket/box and place at far end of relay area. Mark the starting line with masking tape.

### Learning the Verse

Some or all of your children may be non- or early readers. Teach the verse in sections, having them say it after you. Repeat a few times. Add clapping or other movement as they say it.

### Directions

1. If desired, lead the children in a discussion of a ***FEW*** of the most important questions before beginning game.

2. Explain the game to them as follows:

Divide the children into two teams and have them line up behind the starting line. Explain to them that they will run down to the leader at the other end of the relay area, recite the verse to him, pick out a piece of clothing and put it on. After getting it on, they are to run back to their team and sit down at the back. The next player then goes. This is repeated until all team members are dressed. The team is then to stand up, grab hands and chant the verse together. The first team to do so, wins.

Game continues as time and attention span allow.

### Non-competitive Option

Don't split the children into teams. Instead, the children will try to beat the clock. Have the whole class say the verse before each child goes to get and put on a piece of clothing. When everyone has their costume clothes on, say the verse together one last time. Time how long it takes the children to do all of this. Repeat and see if they can do it more quickly the second time.

### Optional **TAKING IT TO OTHERS** Activity: Quiz Questions

Have the children choose a few of the questions from the game to ask the parents/other children during **TAKING IT TO OTHERS** time. Help pre-readers by whispering the question in their ear and letting them ask it aloud to the parents/other children. Make sure you read the Bible verse aloud before you ask your questions.

**Directions:**

1. Write words to song in large print before class.
2. Play the song for the children, helping them follow along on the song sheet.
3. Discuss the song, using a few questions from the discussion sheet. *Don't use them all!*
4. Introduce sign language for key words of your choice from sign language sheet for your song. Use as few or as many as you think the children can learn.
5. Sing and sign the song. Sign language as well as large format lyrics and sheet music are found in the PFI Unit Songbook or online.
6. If desired, play the Song Game.

**Optional TAKING IT TO OTHERS Activity: Presenting and Singing the Song**

1. Sing and sign the song, encouraging the watching children/parents to join in.
2. Ask the class some of the questions listed below. The Bible Truth Connection Question is particularly good to help them understand how the song ties in with the Bible Truth.

**A Temple of the Holy Spirit**

Do you not know? Do you not know?  
 Do you not know, that your body is a temple?  
 Do you not know? Do you not know?  
 Do you not know, that your body is a temple?  
 A temple of the Holy Spirit within you,  
 A temple of the Holy Spirit within you,  
 Whom you have from God,  
 Whom you have from God.  
 First Corinthians Chapter Six, verse nineteen.

**Listen to it on PFI NIV Songs 10, Track 9**

**Song Game: Sign It, Say It, What Does It Mean?****Materials**

Sign Language signs used in song, particularly choose words with important meanings you want the children to learn, such as "grace", "redeem", etc.

Bag or bowl

**Preparing the Game**

1. Cut out signs and put in bowl.

**Playing the Game**

1. Practice the song and signs until the children know them well. Then put all the signs we've learned in this bag/ bowl and mix them up.
2. Ask one of the children to choose a sign, but not show it to anyone...but you, if they need some help.
3. Ask the child to do the sign for the rest of the children and see if the other children can guess which one it is. Do the sign with the child, if desired.
4. When the children guess the sign, ask them the meaning of the word. If no one guesses the sign, put it back in the bowl to be picked again.
5. Choose another child to pick a new sign from the bag and continue.

NOTE: You might want to sing the song after you do each word or couple of words.

Game continues as number of questions, time, and attention span allow.

**STORY REVIEW**

Directions: Read and discuss Bible Truth, using a FEW of the questions. Play game. Feel free to modify the game to fit your children.

**General Story Questions**

1. What did the LORD promise to make the Israelites? *His treasured possession.*
2. What did the LORD want the Israelites to do? *Obey His commandments.*
3. Did the Israelites keep the commandments? *No.*
4. Who did the Israelites worship instead of the LORD? *Baal.*
5. What did the LORD do when the Israelites disobeyed Him?  
*He disciplined them. He sent them away from their home and into exile.*
6. What did the Israelites do after the LORD disciplined them?  
*They repented for awhile, then went back to sinning against Him.*
7. Why did the Israelites keep disobeying the LORD? *They had hard hearts.*
8. What did the LORD finally do to the Israelites?  
*Destroyed their cities, people wiped out or sent to be slaves in Babylon.*
9. What did the LORD show Ezekiel? *Valley of dry bones.*
10. How were the Israelites' hearts like the dry bones? *Hard and dead to God.*
11. What two promises did God make to the Israelites?  
*They would go home and He would send the Holy Spirit to give them hearts to serve and love Him.*
12. When did God fulfill His promise to give them the Holy Spirit? *At Pentecost, 620 years later.*
13. Who can have the Holy Spirit live in their hearts? *All who turn from their sins and trust in Jesus as Savior.*

**Bible Truth Connection Questions**

1. What does this story have to do with our Bible Truth? *It tells of God's promise to send the Holy Spirit to live inside His People so that at last their hearts would be changed and they would love and obey God more and more.*

**Bible Verse Connection Question**

1. What does the story have to do with our **Bible Verse: 1 Corinthians 6:19**: "Do you not know that your body is a temple of the Holy Spirit, who is in you, whom you have received from God?"?  
*Nothing could change the hard hearts of the Israelites, except for the Holy Spirit living inside them. Through the prophet Ezekiel, the LORD promised that He would send the Holy Spirit to change their hearts to know and love Him more and more. His promise came true on the Day of Pentecost when thousands of Israelites repented of their sins, trusted in Jesus as their Savior and their hearts were filled with the Holy Spirit.*

**Life Application Questions**

1. How are we like the Israelites?  
*We have hard hearts that choose to disobey God. We need to turn from our sins and trust Jesus as our Savior. We need the Holy Spirit to change our hearts so that we might love and obey God more and more.*

**ACTS Questions**

1. What is something we can praise God for being that we learned in our story?  
*Praise God for always keeping His promises to His people. Praise Him for being so patient and forgiving with His sinful people.*
2. What is something we can confess as sin that we learned in our story?  
*Confess that just like the Israelites we have hard hearts that choose not to obey God and live His good ways. We deserve His eternal punishment. We need a Savior!*
3. What is something we can thank God for that we learned in our story?  
*We can thank God for giving His people the Holy Spirit to live in their hearts and truly change them.*
4. What is something we can ask God for that we learned in our story?  
*We can ask God to work in our hearts, helping us to turn away from our sins and trust Jesus as our own Savior. We can ask Him to send the Holy Spirit to live in our hearts, that we might know His close fellowship in our own hearts.*

**The Gospel**

1. God, Himself, had to act in an amazing way to truly change the hearts of His people and prepare them for the Holy Spirit to come live inside of them. He sent His Son Jesus to do this amazing thing we call the gospel. What is the gospel?

*God is the good Creator and King of the world. He made people to worship Him and live by His good laws. But we are all sinners who have rebelled against Him. We all deserve death--God's just, eternal punishment for our sins. How terrible! But God has good news for us. In His great mercy, God sent His Son Jesus to earth to save sinners. Yes, Jesus, the perfect Son of God, left His home in heaven and became a man. He lived the perfect life that pleases God. (He's the only one who has ever done that!) He offered it up to God His Father as the perfect sacrifice for sins when He suffered and died on the cross. Then, on the third day, Jesus rose from the dead in victory. He had fully paid for the sins of God's people, so they wouldn't have to! Now all who turn away from their sins and trust in Jesus as their Savior will receive forgiveness of sins and eternal life with God. They will be His very own special people who will know Him and enjoy Him forever. We can be God's people, too, if we turn from our sins and trust in Jesus as our own Savior.*

## Game: Basketball Toss

### Materials

Small basketball or other ball  
3 (or 4) baskets  
Paper and Marker  
Masking Tape  
Story Review Questions

### Preparing the Game

1. Choose 20+ questions for your game from the Story Review Discussion Questions, or make up your own.
2. Use tape to mark a free throw line. On the paper make three point values,(starting with two points and going up), one for each basket, and tape them to the corresponding basket. Set out the baskets with the one worth least points, the closest to the free throw line. The one worth the most points, set the farthest out. With younger children, make sure to set one basket so close in that they are almost guaranteed to get a basket. If desired, use the extra fourth basket to make a long bomb basket that is almost unreachable, but worth a lot of points.

### Playing the Game

Divide the children into two teams. Teams will take turns having one of their members make a shoot. Each child gets three tries. The highest point value being what the question will be worth. Then ask the child a Story Review question. If he gets it right, then he earns those points for his team. If the person is unable to answer the question correctly, the other team can try to answer it for half the point values. If a child does not make a basket, he can still answer a question for 1 point.

Game continues until all children get to try to make a basket, or as number of questions, time, and attention span allow. The team with the most points at the end wins.

### Non-competitive Option

Don't split into teams. Set a target point number for the group, telling them that together they are going to see how many turns it takes to reach the target number. Have the children take turns tossing the basketball(three tries each). Tally number of turns on a piece of paper. When the target number has been reached, start over and try to reach the target number in fewer turns.

### Optional TAKING IT TO OTHERS Activity: Quiz Questions

Have the children choose a few of the questions from the game to ask the parents/other children during TAKING IT TO OTHERS time. Help pre-readers by whispering the question in their ear and letting them ask it aloud to the parents/other children.

**CASE REPLAY ACTIVITIES**

Use this guide to review the Case Story and act it out for others to enjoy!

**CASE REPLAY, JR: YOUNGEST CHILDREN**

**Description:** The children will act out the story together, everyone doing the same action/sound effect at the same time. This activity is most suitable for kindergarteners.

**Materials**

The Case RePlay, Jr. script for younger children

**Preparation**

1. Read through the script and write in the blanks along the side possible actions/sound effects the children could do to act it out.

**Instructions**

1. Tell the children that they will be re-enacting the story together as you tell it.
2. As you read the script, lead the children in actions/sound effects to do with you.
3. If desired, you can read the script and stop at certain sentences and ask them what a good action/sound effect would be to act out what you just read.
4. Repeat the re-enactment one or two times more.

**CASE REPLAY, SR: OLDER CHILDREN**

**Description:** The children act out the story as a three-scene play. You will narrate it using the Case RePlay, Sr. script and they will act it out (no spoken words, for the most part), with each child assuming a different character's role. This activity is most suitable for first grade and up. You will review the story, then practice it a few times before performing it for others.

**Materials**

The Case RePlay, Sr. script  
White board or other large format paper  
Costumes and props

**Preparation**

1. Prepare for the play by choosing costumes and props for each character in the story. Decorate the area with any scenery props.
2. Write the words "Beginning," "Middle," "End" on a large piece of paper/whiteboard with plenty of space under each heading. You will use this paper to help the children think about the story as a three-scene play, as it is presented in the script.

**Instructions**

1. Tell the children that they will get to act out the story as a three-scene play, with a beginning, middle and end section. Tell them that before they can act it out, they need to think it out. as you narrate it with your script.
2. Take the children's answers as they recount the story, helping them put key incidents in the right order.
3. If desired, when they have filled in their Beginning, Middle, End, read through your whole (real) script, so they hear exactly what you will have them act out.
4. Then tell the children that it's time to practice acting out the story.
5. Assign parts to each child. If you are using costumes, do NOT give them out at this point. They will be a distraction.
6. Have all the children sit on the floor or in chairs on one side of the "stage," then call the characters up in place as their part in the story comes.
7. As you read the script, guide the children in where you want them to move or do to act it out.
8. After going through the whole script once, give out any costumes and props and act out the script once or twice more.

**Optional TAKING IT TO OTHERS Activity: Re-enacting the Story**

Read the script as the children act out together (younger) or assuming different roles (older) as the other children or the parents watch.



**CASE REPLAY, JR--YOUNGER KIDS (KINDERGARTEN) P.2**

Welcome to our play! The name of our story is: The Case of the Big Thaw.

This story starts out in Old Testament times, about 1500 years before Jesus lived on earth.

And now we present: "The Case of the Big Thaw."

**Scene 1:**

The LORD gave the Israelites the 10 Commandments and promised them that they would be His treasured possession, if they fully obeyed His laws. The Israelites promised they would. But, over and over the Israelites broke their promise by worshiping the terrible idols of the peoples around them. Their hearts were hard and cold. In love, the LORD disciplined them by sending enemies to rule over them. Then the Israelites would repent and cry out to Him for mercy. The LORD would hear them and save them from their enemies. For a while the Israelites would once more worship the LORD and obey His laws. But it never lasted. They always went back to breaking His laws and worshiping idols. Their hearts were so hard and cold. At last, the LORD gave them a final warning that He would destroy their cities, and have some of them taken away to be slaves, if they did not turn from their sins and worship Him once more.

**Actions:**

---

---

---

---

---

---

**Scene 2:**

But still the Israelites' hearts were hard and cold. They kept worshiping idols. So the LORD let the Assyrians and Babylonians come and destroy their cities—even the Temple—and take many of them to be their slaves. Once more the Israelites cried out to the LORD. Once more, He gave them a promise of hope. Through the prophet Ezekiel, the LORD promised to take them back to their home, Jerusalem, after seventy years. He told the people that their hearts were hard, cold and dead, like a valley of dry bones. But, just like He could give life to dry bones, making them into an army of living men, so, He could give life to their hearts. He promised to one day give His people new hearts. He would fill them with His Holy Spirit. Then they would at last have hearts that would love Him and obey Him.

---

---

---

---

---

---

**Scene 3**

Many years passed. Jesus came and made the full payment for the sins of God's people when He died on the cross and rose again. Then on Pentecost, not long after that, God's promise to His people came true. The Holy Spirit came to live inside God's people's hearts in a new way, helping them love and live for Him more and more.

---

---

---

---

---

---

**Bible Truth Tie-In:** The Bible Truth we are learning is: **The Holy Spirit Lives in God's People.** Only the Holy Spirit living inside the hearts of the Israelites could change their hearts and make them so that they would love and live for God more and more each day.

## **CASE REPLAY, SR--OLDER KIDS (1ST GRADE AND UP) P.3**

Welcome to our play! The name of our story is: The Case of the Big Thaw.

This story starts out in Old Testament times, about 1500 years before Jesus lived on earth.

The characters in our story are: Moses, the People of Israel; Ezekiel; and the Believers in Jesus.

And now we present: "The Case of the Big Thaw."

### **Scene 1: (Beginning)**

The LORD gave the Israelites the 10 Commandments and promised them that they would be His treasured possession, if they fully obeyed His laws. The Israelites promised they would. But, over and over the Israelites broke their promise by worshiping the terrible idols of the peoples around them. Their hearts were hard and cold. In love, the LORD disciplined them by sending enemies to rule over them. Then the Israelites would repent and cry out to Him for mercy. The LORD would hear them and save them from their enemies. For a while the Israelites would once more worship the LORD and obey His laws. But it never lasted. They always went back to breaking His laws and worshiping idols. Their hearts were so hard and cold. At last, the LORD gave them a final warning that He would destroy their cities, and have some of them taken away to be slaves, if they did not turn from their sins and worship Him once more.

### **Scene 2: (Middle)**

But still the Israelites' hearts were hard and cold. They kept worshiping idols. So the LORD let the Assyrians and Babylonians come and destroy their cities—even the Temple—and take many of them to be their slaves. Once more the Israelites cried out to the LORD. Once more, He gave them a promise of hope. Through the prophet Ezekiel, the LORD promised to take them back to their home, Jerusalem, after seventy years. He told the people that their hearts were hard, cold and dead, like a valley of dry bones. But, just like He could give life to dry bones, making them into an army of living men, so, He could give life to their hearts. He promised to one day give His people new hearts. He would fill them with His Holy Spirit. Then they would at last have hearts that would love Him and obey Him.

### **Scene 3: (End)**

Many years passed. Jesus came and made the full payment for the sins of God's people when He died on the cross and rose again. Then on Pentecost, not long after that, God's promise to His people came true. The Holy Spirit came to live inside God's people's hearts in a new way, helping them love and live for Him more and more.

**Bible Truth Tie-In:** The Bible Truth we are learning is: **The Holy Spirit Lives in God's People.** Only the Holy Spirit living inside the hearts of the Israelites could change their hearts and make them so that they would love and live for God more and more each day.

## **Dry, Dead Bones into a Living Man**

### **Description**

Children will make a man with three layers of bones, flesh and clothes, and armor.

### **Materials**

White cardstock (and sheets of white craft foam, if desired)

Markers or colored pencils

Scissors

2 Small velcro dots (or pieces of velcro) with sticky backs per child

### **Preparing the Craft**

1. Copy all patterns onto cardstock, 1 set per craft.
2. Set out coloring supplies and scissors.

### **Making the Craft**

1. Show the sample of the craft you have made.
2. Have the children color in each part and cut them out.
3. Attach the velcro dots between each layer so that the children can “build” their man.

### **Optional TAKING IT TO OTHERS Activity: Craft Presentation**

If you are presenting the craft to other children or parents the children can hold up their crafts (or your model craft) and read their Bible Truth Connection answers to explain the importance of the craft.

**CASE CRAFT****Discussion Guide****Instructions:**

As the children are settled into making their craft, ask them these questions to help them understand the craft's significance. Use the answers provided to guide the children's answers.

**Discussion Questions**

1. What did the LORD show Ezekiel in the valley?  
*Lots of dry, dead bones.*

2. What did the LORD do with the bones? *He spoke and they came back together as a great army of living men.*

3. What was this valley of bones a picture of? *That God would send His Spirit and bring to life the hearts of His sinful people. His Spirit would make their hearts new. He would fill them and they would know, love and obey Him more and more.*

4. What is Bible Truth that we are learning?  
*The Holy Spirit Lives in God's People.*

5. What does our craft have to do with our Bible Truth: The Holy Spirit Lives in God's People.  
*The Israelites had cold, hard hearts towards God. They were like the dead bones in the valley. But God's Holy Spirit could change their hearts, just like God changed the dead bones into a living men.*

6. What can our craft help us remember?  
*God is so powerful that He makes dead things alive again. His Holy Spirit can change cold, hard hearts so that they know and love God and want to obey Him!*

**TAKING IT TO OTHERS****Craft Presentation****Instructions:**

Have children hold up your model craft/their crafts. Choose five children (or you say) the five sections below to explain the craft's importance.

**Presentation:**

1. Our craft is: Dry, Dead Bones into a Living Man.

2. In the valley, the LORD spoke and turned dry, dead bones into an army of living men as a picture of His promise to send His Holy Spirit into His people's hard hearts. He would make their hearts new and fill them with His Holy Spirit, so that they would know, love and obey Him more and more.


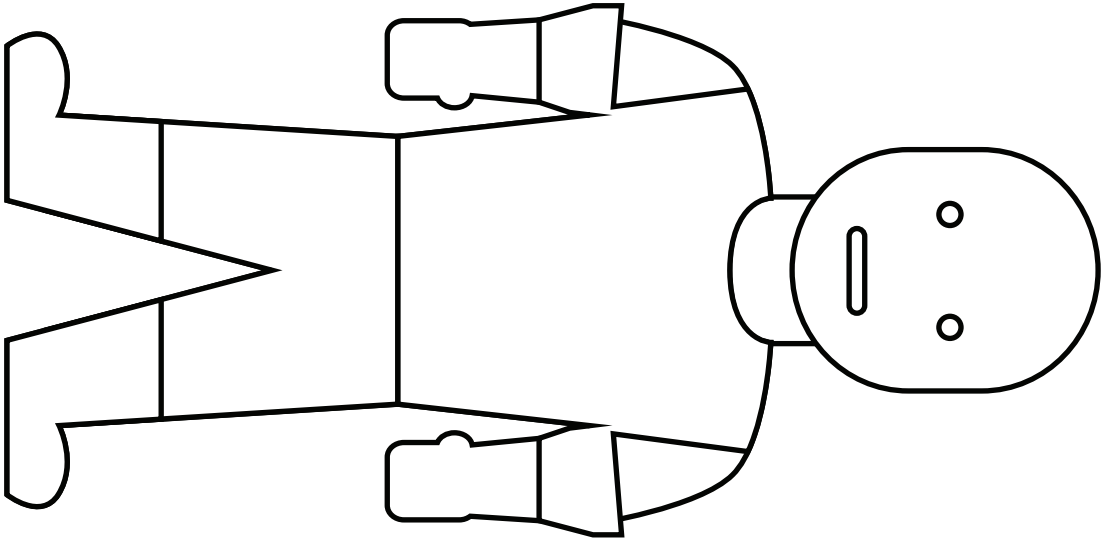
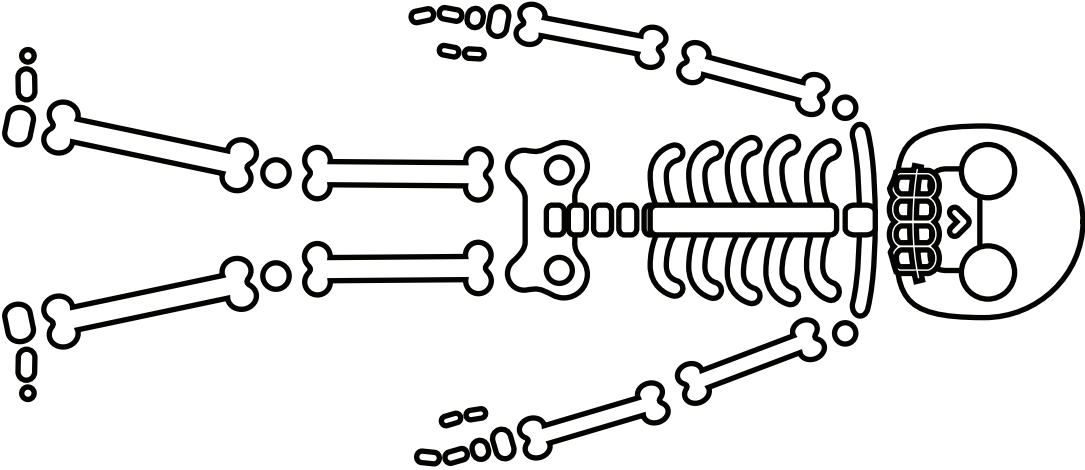
3. Our Bible Truth is: The Holy Spirit Lives in God's People.

4. The Israelites had cold, hard hearts towards God. They were like the dead bones in the valley. But God's Holy Spirit could change their hearts, just like God changed the dead bones into a living men.

5. Our craft can help us remember that God is so powerful that He makes dead things alive again. His Holy Spirit can change cold, hard hearts so that they know and love God and want to obey Him!

Note: Even non-readers can participate in presenting the craft, if you will whisper what they are to say in their ear and let them say it aloud for the others to hear.

Craft Pattern #1







**BEFORE CLASS:****1. PICK YOUR PERSON**

VIPPs can be anyone in your church! Typically, they fall into 6 categories: Church staff, Elders, Deacons/deaconesses, Special Volunteers (people who aren't paid, but spend a lot of time helping out in particular ways), Supported Workers (aka missionaries), and Church Members.

**2. GATHER YOUR FACTS**

Use the VIPP Information Sheet to write down the facts about your VIPP. The information on this worksheet is used in the VIPP activities, listed in the "Choose an Activity" section below.

**DURING THE ACTIVITY:****1. INTRODUCE YOUR VIPP**

Introduce your VIPP to the children, using the VIPP Information Sheet. Fill in a set of VIPP Clue Cards with the information for your VIPP. If desired, you can even have the actual person come into class for the children to meet.

Need help describing what someone does for the church in a kid-friendly way? Check out the list of common VIPPs on the Praise Factory website in the PFI resources. There are lots of kid-friendly descriptions for common VIPP's, such as pastors, elders, deacons and a lot more.

**2. PRAY!**

Lead the children in praying for the VIPP. Ask the children if they would like to pray for one of the VIPPs prayer requests. Even non-readers can pray for the VIPP if you whisper the prayer request in their ear, then let them say it aloud. Never force a child to pray!

**3. CHOOSE AN ACTIVITY**

There are two activities you can use to help the children learn about the VIPP:

**VIPP Clue Cards:** These are nine coloring sheets in which children fill in the nine things they learn about the VIPP from the VIPP Information Sheet. Photocopy a set of each child. Use as few or as many of these Clue Cards as you desire. Clue Cards found at the back of this book.

**VIPP Game:** This is a game that uses a set of Clue Cards for one or two VIPPs.

Choose a VIPP and fill in his/her information on the VIPP Information Sheet. Fill in a set of VIPP Clue Cards with the information for your VIPP. Tell the children about the VIPP, having them fill in the VIPP Clue Cards with the key facts as they learn them. Write any words the children need to write on a white-board or other piece of paper so they can see how to spell them. Help younger children write these words on their clue cards. Ideas for how to tell the children about many common VIPPs are listed at [praisefactory.org](http://praisefactory.org) with the resources for this Bible Truth.

**Optional TAKING IT TO OTHERS Activity: Introduce and Pray for the VIPP**

If you are presenting the VIPP to other children or parents you can assign children to hold up the 10 clue cards and say what each card tells about the VIPP. (Or, you can have the children hold them up as you tell what each one means.) Then lead the children in praying for the VIPP.

## Game: Hot and Cold Hide

### Materials

Information Sheet for one VIPP  
2 Set of Clue Cards  
8 8.5" x 11" Manilla Envelopes  
Blindfold

### Preparing the Game

1. Fill in one set of clue sheets for the VIPP you are using.
2. Tape the other (blank) set of Clue Cards to the outside of the manilla envelopes.
3. Put the filled-in clue cards in the corresponding envelope.

### Playing the Game

**Reveal:** Tell the children about the VIPP, showing them your filled-in clue cards as you tell about them.

**Review:** Choose one child to be "The Finder" and cover his eyes with the blindfold. Choose one of the Clue Card envelopes. Choose another child to be "The Hider". This child will hide the envelope somewhere in the room. When the clue is hidden, the Finder takes off his blindfold and begins to look for the envelope. The other children say "hot, cold, etc" as the child gets closer or further from the envelope to help the child find it. When the folder is found, the teacher (or the child) tells the Clue Card category. The other children try to remember what the VIPP's answer was. Open it up and see if they got it right. If they did, the Clue Card is retired. If not, it can be added back into the Clue Cards to be hidden.

**VIPP INFORMATION SHEET**

**VIPP NAME:**

\_\_\_\_\_

**WHAT VIPP LOOKS LIKE**

Man or Woman? \_\_\_\_\_

Hair color? \_\_\_\_\_

Eye color? \_\_\_\_\_

**FAVORITE ANIMAL**

\_\_\_\_\_

\_\_\_\_\_

**FAVORITE FOOD**

\_\_\_\_\_

\_\_\_\_\_

**FAVORITE FREE TIME ACTIVITY**

\_\_\_\_\_

\_\_\_\_\_

**WHAT VIPP DOES DURING WEEK**

\_\_\_\_\_

\_\_\_\_\_

\_\_\_\_\_

\_\_\_\_\_

**VIPP GROUP OF SERVICE:**

Church Member

Deacon

Elder

Church Staff

Special Volunteer

Supported Worker  
(Missionary)

**3 WAYS VIPP SERVES CHURCH**

\_\_\_\_\_

\_\_\_\_\_

\_\_\_\_\_

\_\_\_\_\_

\_\_\_\_\_

\_\_\_\_\_

\_\_\_\_\_

\_\_\_\_\_

**3 WAYS TO PRAY FOR THE VIPP**

\_\_\_\_\_

\_\_\_\_\_

\_\_\_\_\_

\_\_\_\_\_

\_\_\_\_\_

\_\_\_\_\_

\_\_\_\_\_

\_\_\_\_\_

