

BIBLE TRUTH 1, LESSON 2: PLANNER/OVERVIEW

GETTING STARTED: Welcome and Opening Songs (*introduce unit and get kids moving with these songs*)

Welcome to Praise Factory: PFI: Praise Factory Investigators Theme Song *PFI ESV Songs 10, Track 1*

Rules to Help Us Worship God and Love One Another: WoGoLOA Classroom Rules Song
PFI ESV Songs 10, Track 2

Big Question Under Investigation: Big Question 10 Songs *PFI ESV Songs 10, Tracks 3,4*

Big Question Bible Verse: Ezekiel 36:26 Song: *PFI ESV Songs 10, Track 5*

Extra Bible Verse: Ezekiel 36:26, ESV Song: A New Heart PFI ESV Songs 10, Track 6

Extra Bible Verse: Ezekiel 36:26, ESV Song: Within You PFI ESV Songs 10, Track 7

Extra Bible Verse: Ezekiel 36:25-27, ESV Song: You Shall Be Clean PFI ESV Songs 10, Track 8

DIGGING DEEP DOWN: Key Concept and Story (*introduce the Bible Truth and tell the related story*)

Bible Truth 1: The Holy Spirit Lives in God's People

Bible Truth Hymn: Breathe on Me, Breath of God, vs.1,2 *PFI ESV Songs 10, Tracks 9,10*

Bible Verse: 1 Corinthians 6:19

Bible Verse Song: A Temple of the Holy Spirit *PFI ESV Songs 10, Track 11*

Extra Bible Verse Song: Do You Not Know: 1 Corinthians 6:19 PFI ESV Songs 10, Track 12

Extra Bible Verse Song: I Will Ask the Father: John 14:16-17, ESV PFI ESV Songs 10, Track 13

Extra Bible Verse Song: Which Father Among You: Luke 11:11-13 PFI ESV Songs 10, Track 14

Lesson 2 Story of the Saints: The Case of the Unbelievable Boldness

TAKING ACTION: Response Activities (*choose from among these activities*)

Snack and Discussion Planner: Fish, Snakes, Mud and Jungle

ACTS Prayer: Prayer Sheet

Bible Truth Review: Discussion Questions and Game: Squirrel and Nut

Bible Truth Hymn: Breathe on Me, Breath of God, vs.1,2 *PFI ESV Songs 10, Tracks 9,10*

Song, Sign Language and Song Game: Mimic Me! **PFI ESV Songs 10 BOOK or ONLINE**

Bible Verse Review: 1 Corinthians 6:19 Discussion Sheet and Game: Protectors

Bible Verse Song: A Temple of the Holy Spirit : 1 Corinthians 6:19 *PFI ESV Songs 10, Track 11*

Song, Sign Language and Song Game: Word Take Away **PFI ESV Songs 10 BOOK or ONLINE**

Story Review: Discussion Questions and Game: Stepping Stones

Case Replay, Jr: Drama Activity for Youngest Children (children do same story actions together)

Case Replay, Sr: Drama Activity for Most Children (children re-tell story with individual parts)

Craft: The Wooden Bee

VIPP (Very Important Prayer Person) Prayer Time: Coloring Sheets (Back of Book) and Game: Beanbag Toss In

TAKING IT HOME: Take Home Sheet for Review and Family Devotions

PFI Pronto: Bible Truth 1, Lesson 2 **PFI ESV Prontos 10 BOOK or ONLINE**

The Case of the Unbelievable Boldness

by Con-

Our story is called:**The Case of the Unbelievable Boldness.****As you listen to the story, see if you can figure out:**

1. Who had Unbelievable Boldness? What did that boldness give them courage to do?
2. Where did the boldness come from? What did the boldness show others?

This story does not take place in Bible times. It starts out in 1945 in the United States.

Two young men stood slightly crouched, face to face. As the whistle blew, they leap at each other with all their strength. On and on they fought, sweat covering their bodies. At last one young man, the one with brown hair, flung his opponent to the ground. A roar went up from the crowd of hundreds watching them. That brown-haired young man, named Jim Elliot, was their school's champion wrestler and he was starting to get the better of his opponent!

But the contest wasn't over. Jim still had to get his opponent over on his back and pin his shoulders to the mat. Jim flung himself on top of the other man. The man underneath twisted his shoulders this way and that, trying to avoid contact with the mat under him. Jim pushed on and on, until at last the other man was forced to let both of his shoulders touch at once. A loud whistle blew and the referee announced Jim the champion. Everyone cheered!

Jim Elliot was Wheaton College's star wrestler; but he was a lot more than that. He was handsome, smart, very popular, a hard worker and a great student. He even had a wonderful girl named Elizabeth that he loved. With all of that going for him, Jim could have done anything he wanted to after college. But Jim did not want to do just anything. Jim wanted to leave everything behind—even that wonderful girl, if he had to—and go to a wild, unexplored part of Ecuador to find the fierce Auca Indians and tell them about Jesus.

The real name of the Aucas was the "Huarani," which means "people," but the other tribes called them "Aucas," which means "savage." No one wanted anything to do with the Aucas, not even the Jivaros, the head-hunting tribe that lived near them. They were such vicious people that they killed all strangers at first sight. They

were even quick to kill each other. Every Auca expected to die one day—at the hands of another Auca!

Aucas lived very simple lives. They had no electricity, only fire. They had few -- if any-- metal tools or weapons. They wore almost no clothes. They gathered roots and berries, they speared fish and killed monkeys with their poisonous blow-darts. They traveled down the rivers of Ecuador in long dugout canoes.

There were only a tiny number of Aucas-- only about 500 in all. No one knew exactly where their villages were; and, because they were such vicious people, no one had really wanted to know. No one, that is, until Jim Elliot. But WHY would he want to do that? Because Jim Elliot was a Christian.

The Holy Spirit lived inside Jim's heart. He helped Jim love God most of all and He placed in Jim's heart a love for the Aucas that made him want to tell the Aucas about Jesus, even more than be a famous wrestler or rich, successful businessman, or even marry Elizabeth, the wonderful girl he loved.

When Jim finished school, he went to Ecuador to seek out the Aucas. Jim knew it would be very hard to find the Aucas. After all, they lived hidden somewhere deep in the wilds of the Ecuador's huge rain-forest. But as it turned out, it was even harder than Jim or the other men traveling with him had thought. They had to tramp through mud up to their knees, swatting mosquitoes with one hand and swinging a machete with the other to cut a trail through the thick jungle growth. They were always on the look out for poisonous snakes and other dangerous animals. It would be easy to want to give up and go home, but Jim and the others kept going. Why did they do that? Because the Holy Spirit lived deep inside their hearts, giving them strength to keep going

Story-telling Tips

Ahead of time:

1. Read the Bible verses and story. Pray!
2. Create story cue cards on index cards (or highlight text).
3. Practice telling story dramatically, timing your presentation. Shorten, if necessary to fit your allotted time.
4. Decorate area with story props that help bring your story alive.

During your presentation:

1. Maintain as much eye contact as possible as you tell the story. Point to/use props at important points in the story. Include the kids in your story with a few questions about what they think will happen or words/concepts that might be new to them.
2. Watch the kids for signs that their attention span has been reached. Shorten, if necessary.

and even risk their lives to tell others about Jesus.

Deep, deep, deeper into the rain-forest they went until at last they came to Quito, a village of Quechua Indians. The Quechua were the Indians who lived closest to the Aucas. Jim would help the missionaries working there and try to find out more about the Aucas, too. Work was hard and lonely. How glad Jim was when Elizabeth, the wonderful girl he loved and other people joined him in Quito! Together they helped the Quechuas and searched for the Aucas.

Finally one day, Nate Saint and Ed McCully, two of the men who worked with Jim Elliot, spotted a tiny clearing with little huts of wood and banana leaves while soaring over the jungle in their little plane. They had found the Aucas at last! Jim and the others were so excited. Now they could try to reach the Aucas!

Trip after trip Nate Saint and the others worked to make to the clearing they called Palm Beach. They dropped buckets of presents for the Aucas: cooking pots, machetes and other things the Aucas could use. Over a loud speaker, they would yell, "We are your friends. We want to meet you!" The Aucas filled the buckets with gifts for the men in the "wooden bee", as they called the airplane: parrots, peanuts, and best of all, smoked monkey tail. Yum? Crowds of Aucas now would wait and watch for the airplane to return with its treasures.

At last Jim and the other men decided that it was time to meet the Aucas face to face. Nate Saint landed the plane on Palm Beach. The men got out and set up camp near the plane on the sandy beach. Each night the men radioed back to the women what happened that day. Tuesday, Wednesday, Thursday, Friday, Saturday. Each night the men radioed back to the women what happened that day. The women were excited to hear the latest news: they had seen a few Aucas, but no one would come up and talk to them. That was all. They were hopeful, but would need to be patient.

Sunday, the sixth night, came. The woman gathered around the radio again. But tonight, no one signaled them. Monday came. Still no word. Had something happened to the men? A search plane was sent out to Palm Beach to find out. Not long after it set out, it brought back the sad news: there had been a surprise

attack of Aucas and Jim and all the other men with him had been killed!

The women and children wept. They had lost their husbands, brothers and fathers! Yet hadn't they been warned?! The Aucas were vicious. They killed all strangers. What had they expected?! The men were buried right on Palm Beach. The women and children went home to the United States.

What that the end of the story? The end of trying to reach the Aucas? No, it was not! Only two years later, Jim's wife, Elizabeth, his little two year old daughter, Valerie, and Nate Saint's sister, Rachel, were back to try to reach the Aucas themselves! Can you imagine? What would make them do that? There was only one answer: the Holy Spirit living inside them! He gave them the strength to forgive the Aucas for killing their men. He filled them with love for the Aucas, and a strong desire for them to know about Jesus.

The women met a young Auca woman, named Dayuma, who had run away from an Auca village. A man who was angry with her father, killed him and was trying to kill her, too. Dayuma knew that she must never return to the village if she wanted to stay alive. Men would be waiting to kill her. Elizabeth and Rachel took care of Dayuma and loved her. Dayuma helped them to learn her language and when they told her about Jesus, she became a Christian.

Now the Holy Spirit started working in Dayuma's heart. Even though she was very scared that she might be killed, she wanted more than anything else to tell her people about Jesus. The Holy Spirit gave her great courage and love for her people. She knew He would give her the strength she needed.

Dayuma bravely left Elizabeth and Rachel and headed into the jungle to her village. The women waited day after day for Dayuma to return. Finally after two weeks she came back. Her people had not killed her. They had listened to the good news of Jesus and wanted Elizabeth, Valerie and Rachel to come live with them to tell them more!

But would they really go with Dayuma? What if the Aucas were just planning another surprise attack? Could they really be trusted? The Holy Spirit living inside of Elizabeth and Rachel gave them strength. They went to

live with the Aucas and it was not long until many of them came to know the Lord-- including the very man who had lead the attack on Jim Elliot and the others! As the Holy Spirit worked in their hearts, many of the Aucas turned away from their hateful, killing ways and loved God and each other. How powerful is the Holy Spirit's work inside His people!

Cracking the Case:

It's time to answer our Case Questions.

1. Who had Unbelievable Boldness? What did that boldness give them courage to do?

Jim Eliot, and the men; Jim's wife Elizabeth and the other wives; and Dayuma. To try to tell the Aucas about Jesus, even though they would probably be killed.

2. Where did the boldness come from? What did the boldness show others? The Holy Spirit living in their hearts gave them courage to do what God wanted them to do, even though it might cost them their lives. God used their boldness to help the Aucas believe that the good news of Jesus was really true.

Our Bible Truth is:

The Holy Spirit Lives in God's People

Our Bible Verse is: 1 Corinthians 6:19

"Do you not know that your body is a temple of the Holy Spirit within you, whom you have from God?"

But what about you and me? God did mighty things through His Holy Spirit in all these people, but can He do something mighty in us? Yes, He can!

Yes! Jesus promises that He will through the Holy Spirit living deep inside. Yes, if we are His people. Those who confess our sins to God and trust Jesus as our Savior, then He will fill US with His Holy Spirit, too. He can give us strength to do mighty things for Him.

Let's praise God who sends His Holy Spirit to live in His people. Let's pray that He would make us His people and fill us with His Holy Spirit and give us the strength and courage to do even great things for Him.

Close in prayer.

Closing ACTS Prayer

A God, we praise You for Your powerful Holy Spirit that could even give Elizabeth and the other women love and courage to go to the Aucas to tell them about Jesus.

C God, we confess that just like the Aucas, we are sinners. We have disobeyed You in how we live and how we treat others. We need a Savior!

T God, we thank You for loving the Aucas, even though they had done such terrible things. It was You who sent His Holy Spirit to work in the hearts of Jim Eliot and the others to risk their lives to tell them the gospel.

S God, work in our hearts. Help us to turn away from our sins and trust Jesus as our own Savior. Send Your Holy Spirit to live in our hearts, that we might know Your close fellowship in our own hearts. Give us love and courage to tell others about Jesus.

Special Words:

Rain Forest: A very big, tall, thick forest filled with lots of different plants and animals, usually in areas that has very heavy rainfall the whole year.

ACTS PRAYER ACTIVITY

Use this sheet to write down your ACTS Prayer

Instructions:

Use this sheet to help the children apply the Bible Truth into a prayer. You can use the ACTS provided or even better, have the kids think of their own applications. Also have the children add their personal requests to the prayer, too. Lead the children in the prayer or let them pray sections, with your help. Never force a child to pray! Non-readers can participate by you whispering a section of the prayer into their ear and allowing them to pray it aloud for the group.

ADORATION:

God, we praise You for being the Giver of Your Holy Spirit to Your people.

God, we praise You for being.....

Add your own Adorations:

CONFESSION:

God, we confess that our rebellious hearts that do not love or serve You on our own. We need Jesus to be our Savior! We need the Holy Spirit to change our hearts to love You and live for You!

God, we have sinned against You....

Add your own Confessions:

THANKSGIVING:

Thank You, God for changing Your people's hearts to love You by giving them the Holy Spirit inside their hearts.

God, we thank You for...

Add your own Thanksgivings:

SUPPLICATION:

God, work in our hearts, that we might turn away from our sins and trust in Jesus as our Savior. Send Your Holy Spirit to live in our hearts that we might know You and love You more and more.

God, we need Your help...

Add your own Supplication:

SNEAKY SNACK

Can you figure out how this snack relates to the story?

Snack: Fish, Snakes, Mud and Jungle

Fish Fingers or Goldfish to stand for the fish the Aucas eat. Or, Gummy worms (snakes) and chocolate pudding (mud) and celery stalk (jungle) they had to endure in the rain-forest.

This is only a suggestion. Feel free to modify. Be mindful of allergy issues among your children!

Case Tie-in: God's Holy Spirit working inside the Eliot's and the other men and their wives, gave them boldness to trust God to help them endure the dangers and hardships of life in the rain-forest of Ecuador in hopes of telling the Aucas about Jesus.

SOUL FOOD

Food for thought during snack time

1. What does the snack have to do with the story?

Choose a few questions from the other activity discussion sheets to talk about during this snack time.

2.

3.

4.

5.

6.

7.

Directions: Read and discuss Bible Truth, using a FEW of the questions. Play game. Feel free to modify the game to fit your children.

The Holy Spirit Lives in God's People

God is one God, but three persons: God the Father, Jesus, the Son of God, and God, the Holy Spirit. Together they have always existed, delighting in wonderful fellowship together and working out the perfect plans of God. This is a wonderful truth, even though it is very hard to understand.

After Jesus died on the cross and rose from the dead, He spent time with His disciples and taught them many things. He told them He would be going back to reign in heaven, but He promised His disciples that He would not leave God's people all alone. He would send the Holy Spirit to live in their hearts and make them new. The Holy Spirit would help them know God and His Word. He would comfort them. He would change their hearts so that they would love and live for Him more and more.

God sent His Holy Spirit to live inside of those first believers, just as Jesus said He would. He worked in their hearts, helping them in all the ways Jesus promised. And since then, God continues to give His Holy Spirit to all of His people--to all who turn away from their sins and trust in Jesus as their Savior. Yes, to each of them, God gives a new heart, filled with His Holy Spirit. He comforts them, gives them wisdom and helps them love Him and live for Him, too! God can do this in our hearts, also!

1. How many Gods are there? *Just one God.*
2. How many persons are there in the one God and who are they? *Three: God, the Father, the Son (Jesus) and the Holy Spirit.*
3. How long has God the Father, Son and Holy Spirit lived together? *Forever.*
4. What has God always delighted in? *His fellowship between Father, Son and Holy Spirit.*
5. What has God always been doing? *Working out His perfect plans.*
6. What did Jesus do after He died on the cross and rose from the dead? *He spent time with His disciples teaching them many things.*
7. Where did Jesus tell His disciples He was going? *Back to heaven.*
8. What did Jesus promise His disciples before He went to heaven? *That He would not leave them all alone.*
9. Who did Jesus promise His disciples He would send to them? *The Holy Spirit.*
10. Where would the Holy Spirit live? *Inside of God's people.*
11. Where inside of God's people does the Holy Spirit live? *In their hearts. Not their physical, beating heart; but the place we call the heart, where our spirit is.*
12. What did Jesus promise His disciples that the Holy Spirit would help them know? *God's Word.*
13. What did Jesus promise the Holy Spirit would do? *Make their hearts new. He would help them know God and His Word. He would comfort them. He would change their hearts so that they would love and live for Him more and more.*
14. Who else, besides those first believers, gets to have the Holy Spirit live in their heart? *All of God's people--all who turn away from their sins and trust in Jesus as their Savior.*
15. How can we have the Holy Spirit live in our heart? *God will give us His Holy Spirit to live in our heart when we turn away from our sins and trust in Jesus as our Savior.*

Bible Verse Connection Question

1. What does our Bible Truth have to do with our **Bible Verse: 1 Corinthians 6:19**: "Do you not know that your body is a temple of the Holy Spirit within you, whom you have from God?"
God created every person with a body and a special heart, made to know and love God. When we become God's people, God fills that heart with His Holy Spirit. That makes their bodies like a temple--a special place of God's presence-- inside their bodies. What an amazing gift from God that we all can have!

Bible Truth Story Connection Questions

1 What does this story have to do with our Bible Truth? *The Holy Spirit worked in the hearts of the Elliot's, the other missionaries, Dayuma, and many of the Aucas and changed them in wonderful, powerful ways.*

Life Application Questions

1. Can the Holy Spirit live inside us? *Yes, when we turn from our sins and trust in Jesus as our Savior. God will send the Holy Spirit to live inside our hearts.*
2. How will we know that the Holy Spirit is inside our hearts? *The Holy Spirit rarely comes with wind and tongues of fire, but He always works inside the hearts of every one of God's people. He whispers to our hearts true things about God and He is at work, helping us love and live for God more and more each day.*

ACTS Questions

1. What is something we can praise God for because of this Bible Truth?
Praise God for being the Giver of the Holy Spirit to His people.
2. What are sins we can confess to God because of this Bible Truth?
Confess that we have sinful hearts. We think, do and say things that show we do not love God or others as we should. God's Holy Spirit cannot come and live in our hearts without God working a change in them. We need a Savior!
3. What is something we can thank God for because of this Bible Truth? *Thank God for making a way for the Holy Spirit to live in His people's hearts that they can have wonderful, close fellowship with Him.*
4. What is something we can ask God for because of this Bible Truth?
We can ask God to work in our hearts that we would want to turn away from disobeying Him and trust in this wonderful Jesus as our own Savior. We can ask God to send the Holy Spirit to live in our hearts.

The Gospel

1. What is the good news of Jesus we must believe if the Holy Spirit is to come to live in our hearts? What is the gospel?
God is the good Creator and King of the world. He made people to worship Him and live by His good laws. But we are all sinners who have rebelled against Him. We all deserve death--God's just, eternal punishment for our sins. How terrible! But God has good news for us. In His great mercy, God sent His Son Jesus to earth to save sinners. Yes, Jesus, the perfect Son of God, left His home in heaven and became a man. He lived the perfect life that pleases God. (He's the only one who has ever done that!) He offered it up to God His Father as the perfect sacrifice for sins when He suffered and died on the cross. Then, on the third day, Jesus rose from the dead in victory. He had fully paid for the sins of God's people, so they wouldn't have to! Now all who turn away from their sins and trust in Jesus as their Savior will receive forgiveness of sins and eternal life with God. They will be His very own special people who will know Him and enjoy Him forever. We can be God's people, too, if we turn from our sins and trust in Jesus as our own Savior.

Game: Squirrel and Nut

Materials

Marble

Chairs

Bible Truth Questions

Preparing the Game

1. Choose 20+ questions for your game from the Bible Truth Discussion Questions, or make up your own.
2. Write the Bible Truth questions on small thin strips of paper (or make a photocopy of the Bible Truth Discussion Questions and simply cut them into strips) and put them in the bag/bowl.

Playing the Game

Have children seated in chairs in a circle, with their heads down and their eyes closed. "It" is in the middle and is holding the marble. He walks around quietly and chooses someone's lap to drop the marble into. The person who receives the marble jumps up and chases "It" around the circle and tries to tag "It" before "It" gets to the chair and sits down. Either the tagged old "It" or the new "It" gets to choose a question from the bag for the class to answer. Play continues after the question is answered. Be careful about running on slick floors! You may want to ask the children to walking rapidly instead.

Game continues as number of questions, time, and attention span allow.

Optional TAKING IT TO OTHERS Activity: Quiz Questions

Have the children choose a few of the questions from the game to ask the parents/other children during TAKING IT TO OTHERS time. Help pre-readers by whispering the question in their ear and letting them ask it aloud to the parents/other children. Make sure you read the Bible verse aloud before you ask your questions.

Directions:

1. Write words to song in large print before class.
2. Play the song for the children, helping them follow along on the song sheet.
3. Discuss the song, using a few questions from the discussion sheet. *Don't use them all!*
4. Introduce sign language for key words of your choice from sign language sheet for your song. Use as few or as many as you think the children can learn.
5. Sing and sign the song. Sign language as well as large format lyrics and sheet music are found in the PFI Unit Songbook or online.
6. If desired, play the Song Game.

Optional TAKING IT TO OTHERS Activity: Presenting and Singing the Song

1. Sing and sign the song, encouraging the watching children/parents to join in.
2. Ask the class some of the questions listed below. The Bible Truth Connection Question is particularly good to help them understand how the song ties in with the Bible Truth.

Breathe on Me, Breath of God

Verse 1

Breathe on me, Breath of God,
Fill me with life anew,
That I may love what Thou dost love,
And do what Thou wouldst do.

Verse 2

Breathe on me, Breath of God,
Until my heart is pure,
Until with Thee I will Thy will,
To do and to endure.

Listen to it on PFI ESV Songs 10, Tracks 9,10

Understanding the Song

1. Who is the "Breath of God"? Why? *The Holy Spirit is nicknamed the "Breath of God." Our breath fills our body with the air that it needs to live. The Holy Spirit fills our spirit with Himself so that we can know and love God and have eternal life.*
2. What does it mean to ask the Holy Spirit to breath on us? *To fill our hearts with Himself.*
3. What does it mean for the Holy Spirit to fill us with life anew? *"Life anew" means "new life." The Holy Spirit is the One who comes into our sinful, rebellious hearts, cleanses them of sin and fills them with love for God. This is called "new life" because it is such a big change from living however our sinful hearts want to live. It is being dead in our spirit (not knowing or loving God) and then being made alive in our spirit (knowing and loving God).*
4. How does the singer of the song want the Holy Spirit to help him love? *What God loves.*
5. What does God love? How do we know this? *God loves Himself—Father, Son and Holy Spirit and the glory of His name. He loves all of His good and holy ways. He loves all of His creation, especially people who He made in His image. We know this from the Bible.*
6. What does the singer of the song want the Holy Spirit to help him do? *To do what God would do.*
7. What does God do that the singer wants to do? How do we know this? *God does many things that humans cannot do; but there are some things that God does that humans can at least act like. We can love Him and we can love others. We can bring glory to God's name. We can live by His holy laws. We can hate evil. We know what God wants us to do by reading His Word, especially His laws.*
8. What does it mean to have a pure heart? *One that wants what God wants.*
9. What is a person's will? *The part of them that wants something and chooses to do it.*
10. Whose will does the Holy Spirit help us want to do and to keep doing to the end (endure)? *God's will.*
11. Why do we need help to do God's will? *Whose will do we like to do? We are sinners. We like to do our own will and rebel against God's will.*

Bible Truth Connection Question

1. How does this song relate to our **Bible Truth: The Holy Spirit Lives in God's People**? We are all sinners. We were made to love and obey God, but we have all turned away from that most wonderful of lives. Only God can change us and He can, by His Holy Spirit. The Holy Spirit is nicknamed the "Breath of God." Our breath fills our body with the air that it needs to live. The Holy Spirit fills God's people with Himself so that they can know and love God and have His eternal life. God will send His Holy Spirit to work this way in us when we turn from our sins and trust in Jesus as our Savior. This song is a prayer asking Him to do this.

Story Connection Question

1. How does this song relate to our story? *Jim and Elizabeth Elliot could not have done what they did if they had not had the Holy Spirit in their hearts. It was their daily prayer that He would work in their hearts to do God's will, no matter what.*

Bible Connection Question

1. What does this hymn have to do with our Bible Verse: **1 Corinthians 6:19**: "Do you not know that your body is a temple of the Holy Spirit within you, whom you have from God?"?

This song is a prayer to God to send the Holy Spirit to live within us, changing us and helping us to worship God in everything we do.

ACTS Questions

1. What is something we can praise God for from this hymn? *Praise God for being the Giver of the Holy Spirit to His people, filling them with "life anew."*

2. What are sins we can confess to God from this hymn? *That many times we do not want to do things God's way. Our hearts are sinful and rebellious left to themselves. We need a Savior! We need the Holy Spirit to change our hearts!*

3. What is something we can thank God for from this hymn? *That even though we cannot change our hearts, He can, through His powerful Holy Spirit.*

4. What is something we can ask God for from this hymn? *That God would work in our hearts that we might turn from our sins and trust Jesus as our Savior. We can ask Him to send the Holy Spirit to come and live in our hearts, changing us and giving us close fellowship with God*

Life Application Questions

1. How can our lives be affected by the message of this song? *We can ask God to send His Holy Spirit to work in our hearts when we turn away from our sins and trust in Jesus as our Savior.. We can ask Him to fill us with life anew, to help us love and to do as He wants us to do.*

Gospel Question

1. What is the good news of Jesus that we must believe if we are to receive God's Holy Spirit in our hearts? What is the gospel?

God is the good Creator and King of the world. He made people to worship Him and live by His good laws. But we are all sinners who've rebelled against Him. We all deserve death--God's just, eternal punishment for our sins. How terrible! But God has good news for us. In His great mercy, God sent His Son, Jesus to earth as a man to save sinners. He lived the perfect life that pleases God. (He's the only one who's ever done that!) He offered it up to God His Father as the perfect sacrifice for sins when He suffered and died on the cross. Then, on the third day, Jesus rose from the dead in victory. He had fully paid for the sins of God's people, so they wouldn't have to! Now all who turn away from their sins and trust in Jesus as their Savior will receive forgiveness of sins and eternal life with God. They will be His very own special people who will know Him and enjoy Him forever. We can be God's people, too, if we turn from our sins and trust in Jesus as our own Savior.

Song Game: Mimic Me!

Materials

Sign Language

Song

Preparing the Game

None.

Playing the Game

1. Practice the song and signs until the children know them well. Choose a person to be the leader and let them decide upon an action for everyone to do as they sing the song, such as jump on one foot, etc.
2. Sing the song while doing the chosen action.
3. Select another child to be the leader.
4. If desired, you can choose a different action for different important words in the song, such as jump on one foot when you sing the word "grace", but clap your hands when you sing the word "Jesus". Ask the children the meaning of each of the words before adding in their action.

Game continues as number of questions, time, and attention span allow.

choose a FEW questions for discussion, then choose the game and/or music activity

Meditation Version: 1 Corinthians 6:19

“Do you not know that your body is a temple of the Holy Spirit within you, whom you have from God?”

Understanding the Bible Verse

1. What is a temple? *A special place where people worship God. A place that is supposed to be holy, set apart and devoted to God.*
2. What part of our bodies did God make to be the temple of His Holy Spirit? *Our hearts. Not the heart that pumps blood through our bodies. But heart that we cannot see, where our spirit is.*
3. What is so special about having the Holy Spirit dwell right inside us, rather than in some temple or place of worship that we might go to? *It means that God's people can always know close fellowship with God. He is always with them, right inside their hearts.*
4. Who is the “you” the verse is talking about? Is it everyone or just a certain group of people? *Paul is the person who wrote these words. He sent them to other believers. These words are written about the bodies of believers being a temple of the Holy Spirit.*
5. Why do believers in Jesus have the Holy Spirit in their bodies, but not other people? *Because the Holy Spirit is a gift received from God to all who repent of their sins and trust in Jesus as their own Savior. If someone has not done this, then they have not received the Holy Spirit to live in their heart.*
6. Who do believers receive the Holy Spirit from? *From God.*

Bible Truth Connection Question

1. What does this verse have to do with the **Bible Truth: The Holy Spirit Lives in God's People?** *God created every person with a body and a special heart, made to know and love God. When we become God's people, God fills that heart with His Holy Spirit. That makes their bodies like a temple--a special place of God's presence-- inside their bodies. What an amazing gift from God that we all can have!*

Story Connection Question

1. How does this verse relate to our story? *Jim Elliot and the other Christians had the desire and courage to risk their lives to tell the Aucas about Jesus because the Holy Spirit had come to live in their hearts. What a great change the Lord worked in the Aucas when they turned from their sins, trusted in Jesus as their own Savior and received the Holy Spirit to live in their hearts! They turned from vicious killers to people who loved God and loved each other!*

Life Application Questions

1. Can we receive the Holy Spirit from God? How? *Yes, we can. When we turn from our sins and trust in Jesus as our own Savior. God will send Him to live in our hearts, too!*

ACTS Questions

1. What is something we can praise God for from this Bible Verse? *Praise God for being the Giver of His Holy Spirit.*
2. What are sins we can confess to God from this Bible Verse? *That we have all turned away from God. Our hearts are sinful and we do not deserve to have close fellowship with the Holy Spirit in our hearts. We deserve God's punishment! We need a Savior!*
3. What is something we can thank God for from this Bible Verse? *We can thank God for sending Jesus to pay for the sins of His people-- to all who turn away from disobeying God and trust in Jesus as their own Savior—and making the way for the Holy Spirit to come and dwell in their bodies, in their hearts.*
4. What is something we can ask God for from this Bible Verse? *We can ask God to work in our hearts that we would want to turn away from disobeying Him and trust in this wonderful Jesus as our own Savior. We can ask Him to give us the Holy Spirit to live in our bodies, that we might have wonderful, close fellowship with Him.*

The Gospel

1. What is the good news of Jesus that Paul and the other believers believed and that made it possible for the Holy Spirit to come and live in their bodies? What is the gospel?

God is the good Creator and King of the world. He made people to worship Him and live by His good laws. But we are all sinners who have rebelled against Him. We all deserve death--God's just, eternal punishment for our sins. How terrible! But God has good news for us. In His great mercy, God sent His Son Jesus to earth to save sinners. Yes, Jesus, the perfect Son of God, left His home in heaven and became a man. He lived the perfect life that pleases God. (He's the only one who has ever done that!) He offered it up to God His Father as the perfect sacrifice for sins when He suffered and died on the cross. Then, on the third day, Jesus rose from the dead in victory. He had fully paid for the sins of God's people, so they wouldn't have to! Now all who turn away from their sins and trust in Jesus as their Savior will receive forgiveness of sins and eternal life with God. They will be His very own special people who will know Him and enjoy Him forever. We can be God's people, too, if we turn from our sins and trust in Jesus as our own Savior.

Game: Protectors

Materials

Bible verse written up in large print so that all can see
 One paper cup for each student
 2 manila folders or 4 empty paper towel tube
 Masking tape
 Foam or other soft-surfaced balls, ideally one for every child.

Team A Invaders (rest of team)

X X X X X Team A Cups

Team A Protectors (1 or 2 children)

Team B Protectors (1 or 2 children)

X X X X X Team B Cups

Team B Invaders (rest of team)

Preparing the Game

1. Use the masking tape to make X's to show placement for each team's cups.
2. Cut manila folder along seam into 2 sheets. Roll up each sheet along the short side and tape seam.

Learning the Verse

Some or all of your children may be non- or early readers. Teach the verse in sections, having them say it after you. Repeat a few times. Add clapping or other movement as they say it.

Directions

1. If desired, lead the children in a discussion of a **FEW** of the most important questions before beginning game.
2. Explain the game to them as follows:

Divide the children into two teams. Have the children on both teams set up their cups on the X's. Designate one or two children from each team to be the "Protectors" for their team's cups. These children will stand in front of their team's cups and ward off invading balls that the other team is ROLLING (not throwing) to knock down their cups. Arm each protector with one or two of the manila envelope/paper towel tubes. Have all the other of Team A and B stand back behind their team's cups. Give them the foam balls to ROLL at the other team's cups. Play begins as everyone says the verse together. When you say "go" both teams begin rolling and protecting the cups until you tell them to stop, gathering up the balls and rolling them back at the other team's cup when they come their direction. Allow 30 seconds or a 1 minute for each round. Maybe longer if the protectors are particularly good or the invaders are particularly unsuccessful at knocking down the cups. The number of cups knocked down are the number of points each team gets for the round. If desired, you can have each team say the verse to earn the points. Otherwise, set up the cups again, designate new protectors and have everyone say the verse. When you say "go", children begin Round 2 of rolling and protecting.

Game continues as time and attention span allow.

Non-competitive Option

This game is difficult to do completely non-competitively. You can choose to not keep track of points.

Optional TAKING IT TO OTHERS Activity: Quiz Questions

Have the children choose a few of the questions from the game to ask the parents/other children during TAKING IT TO OTHERS time. Help pre-readers by whispering the question in their ear and letting them ask it aloud to the parents/other children. Make sure you read the Bible verse aloud before you ask your questions.

Directions:

1. Write words to song in large print before class.
2. Play the song for the children, helping them follow along on the song sheet.
3. Discuss the song, using a few questions from the discussion sheet. *Don't use them all!*
4. Introduce sign language for key words of your choice from sign language sheet for your song. Use as few or as many as you think the children can learn.
5. Sing and sign the song. Sign language as well as large format lyrics and sheet music are found in the PFI Unit Songbook or online.
6. If desired, play the Song Game.

Optional TAKING IT TO OTHERS Activity: Presenting and Singing the Song

1. Sing and sign the song, encouraging the watching children/parents to join in.
2. Ask the class some of the questions listed below. The Bible Truth Connection Question is particularly good to help them understand how the song ties in with the Bible Truth.

A Temple of the Holy Spirit

Do you not know? Do you not know?
 Do you not know, that your body is a temple?
 Do you not know? Do you not know?
 Do you not know, that your body is a temple?
 A temple of the Holy Spirit within you,
 A temple of the Holy Spirit within you,
 Whom you have from God,
 Whom you have from God.
 First Corinthians Chapter Six, verse nineteen.

Listen to it on PFI ESV Songs 10, Track 11

Song Game: Word Take Away

Materials

Sign Language Signs and Song
 White board and marker
 Eraser

Preparing the Game

1. Write the words to the song on a white board.

Playing the Game

1. After children have learned the song and signs well, then tell the children that you are going to leave out words from the song (that you've learned signs for) and just do the sign in its place.
2. Have the children help you choose a word to take out. Erase the word from the board. Review the sign the for erased word.
3. Sing the song, trying to remember to NOT sing the word and do only the sign.
4. Continue to take out words until all of the words (with signs) have been taken out.

Game continues as number of questions, time, and attention span allow.

STORY REVIEW

Directions: Read and discuss Bible Truth, using a FEW of the questions. Play game. Feel free to modify the game to fit your children.

General Story Questions

1. What was Jim good at in college? *Wrestling and school work.*
2. Why didn't Jim want to stay in America and be successful?
The Holy Spirit stirred in his heart a desire to be tell others about Jesus.
3. What did Jim want to do? *He wanted to find the fierce Auca Indians of Ecuador and tell them about Jesus.*
4. What was life like in the rain-forests of Ecuador?
Thick vines and trees in jungle; poisonous snakes, dangerous animals, lots of mosquitoes. Nothing like life in America that he was used to.
5. Who were the Indians who lived near the Aucas? *Quechuas.*
6. Why were the Aucas called "Aucas" instead of their real name?
Auca means "savage". They were called savage because they were so fierce and so quick to kill people.
7. What did Jim and the others do to make friends with the Aucas? *Dropped gifts in a bucket from their airplane.*
8. What did the Aucas do to the men when they made camp near their village? *They killed them.*
9. Why did Elizabeth and Rachel go back to the Aucas? *Because the Holy Spirit stirred their hearts to love and forgive them. He gave them courage to tell them about Jesus.*
10. Who was the Auca woman who helped Elizabeth and Rachel? *Dayuma.*
11. Why did Dayuma leave the Aucas? Why was it so dangerous for her to go back to them? Why did she do it anyway? *She knew that she would very likely be killed by the man who killed her father. She went back anyway because the Holy Spirit worked in her heart and gave her love for them and a desire to tell them about Jesus.*
12. What did the Holy Spirit help Elizabeth and Rachel do for the Aucas?
Forgive them and tell them about Jesus. Be willing to go live among them.
13. How did the Holy Spirit work in the Aucas' hearts?
Many heard the good news of Jesus, repented of their sins and were saved. The Holy Spirit lived in their hearts and they turned from their hateful, killing ways and loved God and each other.
14. How were Jim and Elizabeth Elliot like the Aucas? *They were sinners, too. It was only because they had repented of their sins, trusted in Jesus and had the Holy Spirit in their hearts that they loved God and loved the Aucas.*
15. Who changed Jim and Elizabeth Elliot's hearts so that they loved and obeyed God and loved and forgave the Aucas? *The Holy Spirit.*

Bible Truth Connection Questions

What does this story have to do with our Bible Truth: The Holy Spirit Lives in God's People? *Sarah took comfort in knowing that nothing would ever separate her from God's love. She knew He would go on loving her forever.*

Bible Verse Connection Question

1. What does the story have to do with our **Bible Verse: 1 Corinthians 6:19**: "Do you not know that your body is a temple of the Holy Spirit within you, whom you have from God?"?
Jim Elliot and the others had received the gift of the Holy Spirit in their hearts when they repented of their sins and trusted in Jesus as their own Savior. The Holy Spirit, working in their hearts, is the one who gave them the courage and desire to tell the Aucas about Jesus.

Life Application Questions

1. How are we like the Aucas? *We are sinners. We need to repent of our sins and trust Jesus as our Savior. We need the Holy Spirit to live inside us. to change us so that we love and obey God.*

ACTS Questions

1. What is something we can praise God for being that we learned in our story?

Praise God for His powerful Holy Spirit that could even give Elizabeth and the other women love and courage to go to the Aucas to tell them about Jesus.

2. What is something we can confess as sin that we learned in our story?

Confess that just like the Aucas, we are sinners. We have disobeyed God in how we live and how we treat others. We do not deserve His mercy. We need a Savior!

3. What is something we can thank God for that we learned in our story?

We can thank God for loving the Aucas, even though they had done such terrible things. It was He who sent His Holy Spirit to work in the hearts of Jim Eliot and the others to risk their lives to tell them the gospel.

4. What is something we can ask God for that we learned in our story?

We can ask God to work in our hearts, helping us to turn away from our sins and trust Jesus as our own Savior. We can ask Him to send the Holy Spirit to live in our hearts, that we might know His close fellowship in our own hearts. We can ask Him to give us love and courage to tell others about Jesus.

The Gospel

1. What was the message that Jim Eliot and the others longed to tell the Aucas? What is this message of good news, we call the gospel?

God is the good Creator and King of the world. He made people to worship Him and live by His good laws. But we are all sinners who have rebelled against Him. We all deserve death--God's just, eternal punishment for our sins. How terrible! But God has good news for us. In His great mercy, God sent His Son Jesus to earth to save sinners. Yes, Jesus, the perfect Son of God, left His home in heaven and became a man. He lived the perfect life that pleases God. (He's the only one who has ever done that!) He offered it up to God His Father as the perfect sacrifice for sins when He suffered and died on the cross. Then, on the third day, Jesus rose from the dead in victory. He had fully paid for the sins of God's people, so they wouldn't have to! Now all who turn away from their sins and trust in Jesus as their Savior will receive forgiveness of sins and eternal life with God. They will be His very own special people who will know Him and enjoy Him forever. We can be God's people, too, if we turn from our sins and trust in Jesus as our own Savior.

Game: Stepping Stones

Materials

10 Carpet Squares or Different Colored Construction Paper

Paper and Marker

Masking Tape

Small paper bag or basket

Story Review Questions

Optional: CD player and music, Game "Pennies" to differentiate the teams

Preparing the Game

1. Choose 20+ questions for your game from the Story Review Discussion Questions, or make up your own.
2. Tape numbers on the carpet squares or make "squares" out of construction paper. Place the squares in random order on the floor, not more than 2 feet apart. (so that they can jump from stone to stone: see diagram) Write the numbers 1-10 on separate, small pieces of paper and place in bag/basket.

Playing the Game

Divide the children into two teams. Tell the children that the players from both Team A and Team B are to jump from "stone to stone" until you call "time." (You could also play the music and they freeze when the music stops.) At that point, everyone is to freeze on their stepping stone. The leader then draws a number out of the bag/basket and then asks a Story Review question to the child/children on that stone. If he/they answer it correctly, he/they each win two points for their team. Play then resumes again.

Game continues as number of questions, time, and attention span allow. The team with the most points at the end wins.

Non-competitive Option

Don't split into teams. Simply play the game, having the children at whatever numbered stone is chosen answer the question.

Optional TAKING IT TO OTHERS Activity: Quiz Questions

Have the children choose a few of the questions from the game to ask the parents/other children during TAKING IT TO OTHERS time. Help pre-readers by whispering the question in their ear and letting them ask it aloud to the parents/other children.

CASE REPLAY ACTIVITIES

Use this guide to review the Case Story and act it out for others to enjoy!

CASE REPLAY, JR: YOUNGEST CHILDREN

Description: The children will act out the story together, everyone doing the same action/sound effect at the same time. This activity is most suitable for kindergarteners.

Materials

The Case RePlay, Jr. script for younger children

Preparation

1. Read through the script and write in the blanks along the side possible actions/sound effects the children could do to act it out.

Instructions

1. Tell the children that they will be re-enacting the story together as you tell it.
2. As you read the script, lead the children in actions/sound effects to do with you.
3. If desired, you can read the script and stop at certain sentences and ask them what a good action/sound effect would be to act out what you just read.
4. Repeat the re-enactment one or two times more.

CASE REPLAY, SR: OLDER CHILDREN

Description: The children act out the story as a three-scene play. You will narrate it using the Case RePlay, Sr. script and they will act it out (no spoken words, for the most part), with each child assuming a different character's role. This activity is most suitable for first grade and up. You will review the story, then practice it a few times before performing it for others.

Materials

The Case RePlay, Sr. script
White board or other large format paper
Costumes and props

Preparation

1. Prepare for the play by choosing costumes and props for each character in the story. Decorate the area with any scenery props.
2. Write the words "Beginning," "Middle," "End" on a large piece of paper/whiteboard with plenty of space under each heading. You will use this paper to help the children think about the story as a three-scene play, as it is presented in the script.

Instructions

1. Tell the children that they will get to act out the story as a three-scene play, with a beginning, middle and end section. Tell them that before they can act it out, they need to think it out. as you narrate it with your script.
2. Take the children's answers as they recount the story, helping them put key incidents in the right order.
3. If desired, when they have filled in their Beginning, Middle, End, read through your whole (real) script, so they hear exactly what you will have them act out.
4. Then tell the children that it's time to practice acting out the story.
5. Assign parts to each child. If you are using costumes, do NOT give them out at this point. They will be a distraction.
6. Have all the children sit on the floor or in chairs on one side of the "stage," then call the characters up in place as their part in the story comes.
7. As you read the script, guide the children in where you want them to move or do to act it out.
8. After going through the whole script once, give out any costumes and props and act out the script once or twice more.

Optional TAKING IT TO OTHERS Activity: Re-enacting the Story

Read the script as the children act out together (younger) or assuming different roles (older) as the other children or the parents watch.

CASE REPLAY, JR--YOUNGER KIDS (KINDERGARTEN) P.2

Welcome to our play! The name of our story is: The Case of the Unbelievable Boldness.

Our story starts out in 1945 in the United States.

And now we present: "The Case of the Unbelievable Boldness."

Scene 1:

In college, Jim Elliot was a star wrestler and a very good student. He met Elizabeth and wanted to marry her. Jim could have done just about anything he wanted to do, but he chose to give up success in order to try to tell the gospel to the fierce Auca Indians of Ecuador. The Aucas were known to kill strangers on sight without finding out if they were friendly. Everyone was scared of them, even the fiercest tribes that lived near them. Yet, Jim wanted to risk his life to tell them the gospel because he had the Holy Spirit in his heart. The Holy Spirit gave Jim and his college friends a love for the Aucas and courage to seek them out. They fly to Ecuador and begin their search for them.

Actions:

Scene 2:

Jim and the other men faced difficult and dangerous conditions in the rain-forest where the Aucas lived. They had to make their way through deep mud. They had to be careful for poisonous snakes and for mosquitoes carrying malaria. Elizabeth marries Jim. She and the other men's wives and children move down to the rain-forest, too. Not many families would have the courage to live in a place like this. But the Holy Spirit was at work in their hearts, too, giving them love for the Aucas and courage to live there and seek them out. The team begins to work with the Quechua Indians, the near neighbors of the Aucas. The Quechua help them learn the language and through them, the men hope to find the Aucas. At last, Jim and the men find the Aucas! They try to make friends with them by dropping presents from an airplane. The Aucas give them presents in return. The team decides it is time to meet the Aucas. They fly down near the Auca village and set up camp.

Scene 3:

Sadly, after only a few days, the Aucas attack the men and kill them. The world is horrified. The families are so sad. Yet, the Holy Spirit keeps working in their hearts. He gives them courage to keep loving the Aucas and try to tell them the good news of Jesus. A few years later, Elizabeth, her little daughter, and Rachel Saint make friends with Dayuma, a Auca woman who left the village to escape being killed. She hears the gospel and becomes a Christian. The Holy Spirit works in her heart, giving her courage to go back to her people and tell them about Jesus. Dayuma takes the message of Jesus back to her people, knowing she might get killed. The Aucas welcome her and invite Elizabeth and the other women to live with them and tell them about Jesus. The women and their children do. Many Aucas become Christians. The Holy Spirit worked in the Elliot's' hearts to want to love these fierce people. He made them brave to do Jesus' work.

Bible Truth Tie-In:

The Bible Truth we are learning is: **The Holy Spirit Lives in God's People.** The Holy Spirit lived inside Jim and Elizabeth Elliot's hearts and gave them a love for the Aucas and made them brave to even risk their lives to tell them about Jesus. The Holy Spirit worked in many Aucas' hearts, bringing them to believe in Jesus, too.

CASE REPLAY, SR--OLDER KIDS (1ST GRADE AND UP) P.3

Welcome to our play! The name of our story is called: The Case of the Unbelievable Boldness.

Our story starts out in 1945 in the United States.

The characters in our story are: Sarah and her parents; Young men; Jonathan Edwards; Jonathan's Grandfather (Stoddard); Church people; Their eleven children; Visitors; Jerusha, Esther and Aaron.

And now we present: "The Case of the Unbelievable Boldness."

Scene 1: (Beginning)

In college, Jim Elliot was a star wrestler and a very good student. He met Elizabeth and wanted to marry her. Jim could have done just about anything he wanted to do, but he chose to give up success in order to try to tell the gospel to the fierce Auca Indians of Ecuador. The Aucas were known to kill strangers on sight without finding out if they were friendly. Everyone was scared of them, even the fiercest tribes that lived near them. Yet, Jim wanted to risk his life to tell them the gospel because he had the Holy Spirit in his heart. The Holy Spirit gave Jim and his college friends a love for the Aucas and courage to seek them out. They fly to Ecuador and begin their search for them.

Scene 2: (Middle)

Jim and the other men faced difficult and dangerous conditions in the rain-forest where the Aucas lived. They had to make their way through deep mud. They had to be careful for poisonous snakes and for mosquitoes carrying malaria. Elizabeth marries Jim. She and the other men's wives and children move down to the rain-forest, too. Not many families would have the courage to live in a place like this. But the Holy Spirit was at work in their hearts, too, giving them love for the Aucas and courage to live there and seek them out. The team begins to work with the Quechua Indians, the near neighbors of the Aucas. The Quechua help them learn the language and through them, the men hope to find the Aucas. At last, Jim and the men find the Aucas! They try to make friends with them by dropping presents from an airplane. The Aucas give them presents in return. The team decides it is time to meet the Aucas. They fly down near the Auca village and set up camp.

Scene 3: (End)

Sadly, after only a few days, the Aucas attack the men and kill them. The world is horrified. The families are so sad. Yet, the Holy Spirit keeps working in their hearts. He gives them courage to keep loving the Aucas and try to tell them the good news of Jesus. A few years later, Elizabeth, her little daughter, and Rachel Saint make friends with Dayuma, a Auca woman who left the village to escape being killed. She hears the gospel and becomes a Christian. The Holy Spirit works in her heart, giving her courage to go back to her people and tell them about Jesus. Dayuma takes the message of Jesus back to her people, knowing she might get killed. The Aucas welcome her and invite Elizabeth and the other women to live with them and tell them about Jesus. The women and their children do. Many Aucas become Christians. The Holy Spirit worked in the Elliot's' hearts to want to love these fierce people. He made them brave to do Jesus' work.

Bible Truth Tie-In:

The Bible Truth we are learning is: **The Holy Spirit Lives in God's People.** The Holy Spirit lived inside Jim and Elizabeth Elliot's hearts and gave them a love for the Aucas and made them brave to even risk their lives to tell them about Jesus. The Holy Spirit worked in many Aucas' hearts, bringing them to believe in Jesus, too.

The Wooden Bee

Description

Children will make and decorate the Wooden Bee with bucket with gift of machete out of cardstock.

Materials

White Cardstock
 Markers, stickers, paint, glitter glue
 1 cap from 2-liter soda bottle per child
 1 paper clip per child
 Aluminum foil
 String
 Packing tape or glue gun and glue
 Scissors

Preparing the Craft

1. Make 1 copy onto cardstock of Patterns 1-5 for each child, cutting out the shapes for the youngest children. You may also want to cut the slit in the body of the plane, too, at this point.
2. Cut aluminum into 2" x 1" rectangles, 1 per machete.
3. Cut 3 6" lengths of string per child.
4. Set out decorating supplies.

Making the Craft

1. Show the sample of the craft you have made.
2. Have the children decorate and assemble the plane. Decorate the machete handle, parrot and cut out monkey's tail.
3. Have the children dab glue on the blade area of the machete then fold the aluminum foil over the blade and press extra aluminum down flat or trim off.
4. Tie the three strings together in a knot at one end, leaving the other ends free.
5. Glue/tape the other ends of the strings, spaced evenly around the sides of the bottle cap.
6. Slip the paper clip through the middle of the knot. Use the paper clip to poke a small hole in plane body beneath the place where the wing is attached, then slip the paper clip through hole. Bucket hangs from the plane. Add the machete, the parrot and the monkey tail.

Optional TAKING IT TO OTHERS Activity: Craft Presentation

If you are presenting the craft to other children or parents the children can hold up their crafts (or your model craft) and read their Bible Truth Connection answers to explain the importance of the craft.

CASE CRAFT**Discussion Guide****Instructions:**

As the children are settled into making their craft, ask them these questions to help them understand the craft's significance. Use the answers provided to guide the children's answers.

Discussion Questions

1. Where did Jim Elliot and the others go to live that was very difficult and dangerous? *The rain-forest of Ecuador.*

2. Who did they search for? What did they use to search for them? *The Auca Indians. They flew a plane the Indians called the Wooden Bee to spot their village by air.*

3. Where did they land and what did they hope to tell the Auca Indians?
They landed on Palm Beach near the Auca village and set up camp. They hoped to tell them the good news of Jesus.

4. What is Bible Truth that we are learning?
The Holy Spirit Lives in God's People.

5. What does our craft have to do with our Bible Truth: The Holy Spirit Lives in God's People?
Jim Elliot and the other missionaries chose to land their plane and meet the Aucas, knowing they might kill them, because the Holy Spirit worked in their hearts, giving them courage and helping them to love the Aucas even more than their own lives.

6. What can our craft help us remember?
The Holy Spirit living inside His people is very, very powerful! He helps them do mighty things for God.

TAKING IT TO OTHERS**Craft Presentation****Instructions:**

Have children hold up your model craft/their crafts. Choose five children (or you say) the five sections below to explain the craft's importance.

Presentation:

1. Our craft is: The Wooden Bee

2. On Palm Beach, in the rain-forest of Ecuador, Jim Elliot and the other men land the Wooden Bee and set up camp in order to meet the fierce Aucas and hopefully tell them the good news of Jesus.



3. Our Bible Truth is: The Holy Spirit Lives in God's People.

4. Jim Elliot and the other missionaries chose to land their plane and meet the Aucas, knowing they might kill them, because the Holy Spirit worked in their hearts, giving them courage and helping them to love the Aucas even more than their own lives.

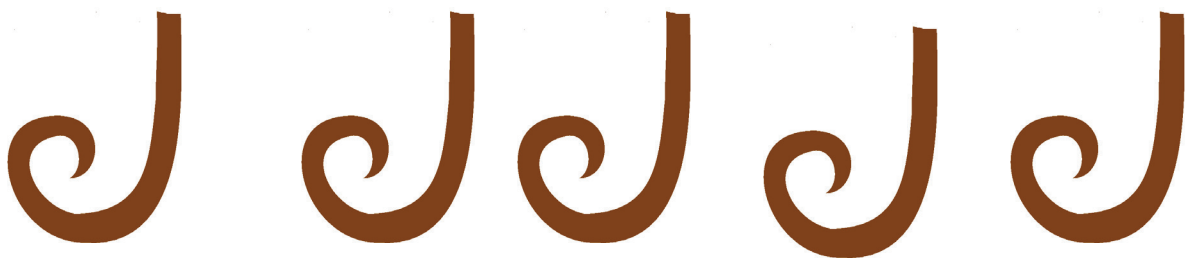


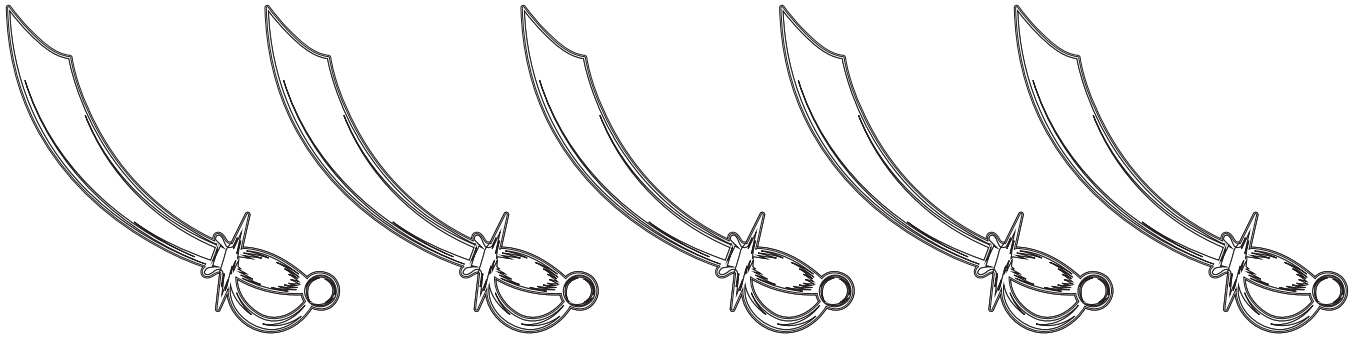
5. Our craft can help us remember that the Holy Spirit living inside His people is very, very powerful! He helps them do mighty things for God.

Note: Even non-readers can participate in presenting the craft, if you will whisper what they are to say in their ear and let them say it aloud for the others to hear.

Patterns 1,2



Patterns 3,4,5 One of each per child



BEFORE CLASS:**1. PICK YOUR PERSON**

VIPPs can be anyone in your church! Typically, they fall into 6 categories: Church staff, Elders, Deacons/deaconesses, Special Volunteers (people who aren't paid, but spend a lot of time helping out in particular ways), Supported Workers (aka missionaries), and Church Members.

2. GATHER YOUR FACTS

Use the VIPP Information Sheet to write down the facts about your VIPP. The information on this worksheet is used in the VIPP activities, listed in the "Choose an Activity" section below.

DURING THE ACTIVITY:**1. INTRODUCE YOUR VIPP**

Introduce your VIPP to the children, using the VIPP Information Sheet. Fill in a set of VIPP Clue Cards with the information for your VIPP. If desired, you can even have the actual person come into class for the children to meet.

Need help describing what someone does for the church in a kid-friendly way? Check out the list of common VIPPs on the Praise Factory website in the PFI resources. There are lots of kid-friendly descriptions for common VIPP's, such as pastors, elders, deacons and a lot more.

2. PRAY!

Lead the children in praying for the VIPP. Ask the children if they would like to pray for one of the VIPPs prayer requests. Even non-readers can pray for the VIPP if you whisper the prayer request in their ear, then let them say it aloud. Never force a child to pray!

3. CHOOSE AN ACTIVITY

There are two activities you can use to help the children learn about the VIPP:

VIPP Clue Cards: These are nine coloring sheets in which children fill in the nine things they learn about the VIPP from the VIPP Information Sheet. Photocopy a set of each child. Use as few or as many of these Clue Cards as you desire. Clue Cards found at the back of this book.

VIPP Game: This is a game that uses a set of Clue Cards for one or two VIPPs.

Choose a VIPP and fill in his/her information on the VIPP Information Sheet. Fill in a set of VIPP Clue Cards with the information for your VIPP. Tell the children about the VIPP, having them fill in the VIPP Clue Cards with the key facts as they learn them. Write any words the children need to write on a white-board or other piece of paper so they can see how to spell them. Help younger children write these words on their clue cards. Ideas for how to tell the children about many common VIPPs are listed at praisefactory.org with the resources for this Bible Truth.

Optional TAKING IT TO OTHERS Activity: Introduce and Pray for the VIPP

If you are presenting the VIPP to other children or parents you can assign children to hold up the 10 clue cards and say what each card tells about the VIPP. (Or, you can have the children hold them up as you tell what each one means.) Then lead the children in praying for the VIPP.

Game: Beanbag Toss In

Materials

Information for one VIPP

2 Sets of Clue Cards

8 Letter-sized Envelopes or folders

Bean Bag(s), one per child

Tape

Preparing the Game

1. Fill in one set of clue sheets for the VIPP you are using.
2. Tape the other (blank) set of Clue Cards to the outside of the manilla envelopes.
3. Put the filled-in clue cards in the corresponding envelope.
4. Tape each down to the floor, fairly close together.

Playing the Game

Reveal: Tell the children about the VIPP, showing them your filled-in clue cards as you tell about them.

Review: At your signal, have the children take toss their bean bags onto the envelopes. Then one that has the most bean bags on it./near it is the one you will open. (The children may have fun taking turns designating one as the target before tossing.) The teacher (or the child) tells the Clue Card category. The other children try to remember what the VIPP's answer was. Open it up and see if they got it right. If they did, the Clue Card is retired. If not, it can be added back into the Clue Cards to be tossed at.

VIPP INFORMATION SHEET

VIPP NAME:

WHAT VIPP LOOKS LIKE

Man or Woman? _____

Hair color? _____

Eye color? _____

FAVORITE ANIMAL

FAVORITE FOOD

FAVORITE FREE TIME ACTIVITY

WHAT VIPP DOES DURING WEEK

VIPP GROUP OF SERVICE:

Church Member

Deacon

Elder

Church Staff

Special Volunteer

Supported Worker
(Missionary)

3 WAYS VIPP SERVES CHURCH

**3 WAYS TO PRAY FOR
THE VIPP**
