

## **BIBLE TRUTH 1, LESSON 1: PLANNER/OVERVIEW**

**GETTING STARTED: Welcome and Opening Songs** (*introduce unit and get kids moving with these songs*)

**Welcome to Praise Factory:** PFI: Praise Factory Investigators Theme Song *PFI ESV Songs 10, Track 1*

**Rules to Help Us Worship God and Love One Another:** WoGoLOA Classroom Rules Song  
*PFI ESV Songs 10, Track 2*

**Big Question Under Investigation:** Big Question 10 Songs *PFI ESV Songs 10, Tracks 3,4*

**Big Question Bible Verse:** Ezekiel 36:26 Song: *PFI ESV Songs 10, Track 5*

*Extra Bible Verse: Ezekiel 36:26, ESV Song: A New Heart PFI ESV Songs 10, Track 6*

*Extra Bible Verse: Ezekiel 36:26, ESV Song: Within You PFI ESV Songs 10, Track 7*

*Extra Bible Verse: Ezekiel 36:25-27, ESV Song: You Shall Be Clean PFI ESV Songs 10, Track 8*

**DIGGING DEEP DOWN: Key Concept and Story** (*introduce the Bible Truth and tell the related story*)

**Bible Truth 1:** The Holy Spirit Lives in God's People

**Bible Truth Hymn:** Breathe on Me, Breath of God, vs.1,2 *PFI ESV Songs 10, Tracks 9,10*

**Bible Verse:** 1 Corinthians 6:19

**Bible Verse Song:** A Temple of the Holy Spirit *PFI ESV Songs 10, Track 11*

*Extra Bible Verse Song: Do You Not Know: 1 Corinthians 6:19 PFI ESV Songs 10, Track 12*

*Extra Bible Verse Song: I Will Ask the Father: John 14:16-17, ESV PFI ESV Songs 10, Track 13*

*Extra Bible Verse Song: Which Father Among You: Luke 11:11-13 PFI ESV Songs 10, Track 14*

**Lesson 1 New Testament:** The Case of the Watchful Waiters *Acts 2*

**TAKING ACTION: Response Activities** (*choose from among these activities*)

**Snack and Discussion Planner:** Tongues of Fire Overhead

**ACTS Prayer:** Prayer Sheet

**Bible Truth Review:** Discussion Questions and Game: Help the Blind Man

**Bible Truth Hymn:** Breathe on Me, Breath of God, vs.1,2 *PFI ESV Songs 10, Tracks 9,10*

Song, Sign Language and Song Game: Sign It, Say It, What Does It Mean? **PFI ESV 10 SONGBOOK or ONLINE**

**Bible Verse Review:** 1 Corinthians 6:19 Discussion Sheet and Game: Jump for Joy

**Bible Verse Song:** A Temple of the Holy Spirit *PFI ESV Songs 10, Track 11*

Song, Sign Language and Song Game: Pass the Secret Sign **PFI ESV 10 SONGBOOK or ONLINE**

**Story Review:** Discussion Questions and Game: Spin the Light

**Case Replay, Jr: Drama Activity for Youngest Children** (children do same story actions together)

**Case Replay, Sr: Drama Activity for Most Children** (children re-tell story with individual parts)

**Craft:** Something Like Flames of Fire

**VIPP (Very Important Prayer Person) Prayer Time:** Coloring Sheets (back of book); Game: Hit the Wall

**TAKING IT HOME: Take Home Sheet for Review and Family Devotions**

**PFI Pronto:** Bible Truth 1, Lesson 1 **PFI ESV Prontos 10 BOOK or ONLINE**

**The Case of the Watchful Waiters** Acts 2 by Connie Dever**Our story is called:****The Case of the Watchful Waiters.****As you listen to the story, see if you can figure out:**

1. Who were the Watchful Waiters? Who were they watching and waiting for?
2. When did He come? What did He do?

This story takes place in Jerusalem, in New Testament times, not long after Jesus rose from the dead.

Have you ever had a hard time waiting for your birthday? Why is that? Maybe it's because you know someone will cook you a favorite meal and dessert. Maybe it's because of other ways you are specially treated that day. But I wonder, perhaps more than anything, if it's because of the gifts you might receive?

Maybe you've been hinting for some special gift you hope your parents will get you. Or, maybe you saw something wrapped up in a closet or accidentally overheard your parents whispering about their present to you, and you are so excited! "How many days is it TODAY until my birthday?!" you might ask over and over, waiting for the day when you finally get to open what you've been waiting for.

If this has ever been your experience, then maybe you can understand how the disciples were probably feeling, those days right after Jesus died, rose again, then went to heaven. You see, they were expecting a gift from Jesus. A really big gift; a really exciting gift. A gift so amazing that no one had ever received a gift just like it ever before. And it was so amazing that they didn't really even know exactly what it was. It was a present from that He was sending them from heaven!

What was this gift? It was the Holy Spirit, Himself!

Jesus had told them, "Don't leave Jerusalem. Wait for the gift my Father promised, which you have heard me speak about. For John baptized with water, but in a few days, you will be baptized with the Holy Spirit. You will receive power when the Holy Spirit comes on you; and you will be my witnesses of my death and resurrection here in Jerusalem, in Judea and Samaria, and to all the nations, even to the ends of the earth."

The disciples didn't know exactly what that meant to receive the Holy Spirit or to be baptized with the Holy Spirit; but, Jesus had told them that the Holy Spirit

would live in them, comfort and guide them. He promised them that the Holy Spirit would give them power to do everything He wanted them to do. So whatever this gift was, it was very, very good!!!

News spread quickly about the gift that was to come. Together 120 of Jesus' followers gathered together in Jerusalem, waiting and praying, praying and waiting. For how long? No one knew, but it must be soon.

Day 1,2,3,4,5,6,7 passed-- a whole week-but still no Holy Spirit.. They kept on waiting and praying there in Jerusalem as Jesus had told them to. Some days they would go to the Temple to pray and worship God. Some days they would meet together in the Cenacle, the large upper room where the eleven disciples were staying. But still no Holy Spirit.

Was God running late in giving the Holy Spirit? Had He changed His plans? No, sir! He had a perfect plan all along. He knew exactly what day He would send the Holy Spirit to the disciples.

Day 8 passed. By Day 9, it was getting harder and harder to meet together. Hundreds of thousands of God-fearing Jews and Gentiles were pouring into the city for the annual feast of Pentecost. Pentecost was the celebration of God giving them the Ten Commandments. God's laws were such a great gift to them! They told the people how to love God and love others. It was hard for them to imagine a greater gift.

Every adult Jewish man was to go to Jerusalem for Pentecost and they obeyed. They came flooding in from all over--even many far away places like Africa, Europe and Asia--all to celebrate the great gift of God's Law. Jerusalem burst to the seams with the hundreds of thousands of visitors. So many people in such a small

**Story-telling Tips****Ahead of time:**

1. Read the Bible verses and story. Pray!
2. Create story cue cards on index cards (or highlight text).
3. Practice telling story dramatically, timing your presentation. Shorten, if necessary to fit your allotted time.
4. Decorate area with story props that help bring your story alive.

**During your presentation:**

1. Maintain as much eye contact as possible as you tell the story. Point to/use props at important points in the story. Include the kids in your story with a few questions about what they think will happen or words/concepts that might be new to them.
2. Watch the kids for signs that their attention span has been reached. Shorten, if necessary.

space!

Perhaps that is why by Day 10--the Day of Pentecost, itself--the 120 believers did not meet early that morning in the Temple to pray, but in the house called the Cenacle. Perhaps it was simply too difficult to make their way through the crowded streets and into the even more crowded Temple courts.

Whatever the reason, it was there in the Cenacle, that Pentecost morning, that the long-awaited gift of the Holy Spirit came. All of sudden, a sound like the blowing of a strong wind came from heaven and filled the whole house where they were sitting. The disciples saw what seemed to be tongues of fire that separated and came to rest on each of them. All of them were filled with the Holy Spirit and He made them each able to speak in foreign languages—languages they had never learned in school or maybe ever even heard before!

Yes, the gift had come at last! The Holy Spirit had come to dwell inside of them and already was beginning to work changes in their hearts! They were all filled with joy and peace and power from on high. What an amazing gift!

But there was more to this gift that they knew. It wasn't just a gift for THEM. It was for ALL PEOPLE, as they were about to find out. The streets outside the Cenacle had been filled with the noisy bustle of thousands of Pentecost visitors, but when the mighty sound of the Spirit roared from heaven and the 120 believers burst from the house speaking in foreign languages, a curious hush silenced the crowds of people in the streets.

"What is this I hear?" they asked each other. "Do you hear those people? They are speaking OUR language!" said people from Egypt and Africa and Asia and Europe. "But look at them! They aren't from our country. They are from Galilee! How is it that they are speaking our language? What gift is this?" they asked in curiosity.

"Perhaps it's no gift at all, maybe they are drunk from too much wine," laughed one person. Others laughed with him.

Then Peter stood up with the other eleven disciples. He silenced the crowd and spoke: "These men are not drunk, as you suppose. It's only nine in the morning! No, this is the Holy Spirit poured out upon His people, just as God had promised it would happen."

Then Peter shared the good news about Jesus. He told how God had sent His Son Jesus to the world to save His sinful people. How Jesus had lived a perfect life and offered up His life on the cross as the perfect payment for the sins of all who would ever turn and trust in Him.

When the people heard this, they were cut to the heart: "What should we do, they asked?"

Peter gladly told them, "Repent and be baptized, every one of you, in the name of Jesus Christ for the forgiveness of your sins. And you will receive the gift of the Holy Spirit."

Many people in the crowd listened and obeyed. About 3000 of them became followers of Jesus on just that one day! They, too, received the wonderful gift of the Holy Spirit, promised by God.

One, two, three, four, five, six, seven, eight, nine, ten days the disciples had waited and wondered about this wonderful gift, but now they could see what perfect timing God had in giving it to His people on the Day of Pentecost. For now those 3000 believers from all parts of the world would go home and tell others the good news of Jesus. They had come to Jerusalem to celebrate God's great gift of the Law; but they went home with a far greater gift: the gift of faith and the gift of the Holy Spirit living inside their hearts to change them and to give them power to love and live for God, more and more each day.

Many people call this special Day of Pentecost the birthday of the Church. And if you want to know what day that birthday is? It's the seventh Sunday after Easter. And what a celebration we should have on that birthday for the wonderful gift of the Holy Spirit given to God's people! That God would save His sinful people--all who turn from their sins and trust in Jesus as their Savior-- and would give them the gift of a new heart, filled with the Holy Spirit!

### Cracking the Case:

**It's time to answer our Case Questions.**

**1. Who were the Watchful Waiters? Who were they watching and waiting for?** The first believers in Jesus. They were watching and waiting for the Holy Spirit.

**2. When did He come? What did He do?** He came on the Day of Pentecost. He came to live in their hearts.

### Special Words

**Pentecost:** A special celebration God commanded the people of Israel to hold every year to remember the receiving of His good laws, the Ten Commandments. Jews from around the world came to Jerusalem to celebrate it.

### Something for You and Me

**Our Bible Truth is:**

**The Holy Spirit Lives in God's People**

**Our Bible Verse is: 1 Corinthians 6:19**

"Do you not know that your body is a temple of the Holy Spirit within you, whom you have from God?"

But what about you and me? Could this wonderful gift of the Holy Spirit, given long ago to those first believers be even for us? Yes, it can be.

It is God's promise to all of His people, to all who confess their sins, turn away from sinning, and trust in Jesus as Savior. It is His promise to us, if we do this. And who will come to live in our hearts? Why God's Holy Spirit! There will not be a mighty wind when He comes to live in us. That was to make it clear to the disciples that the Holy Spirit was coming. But nonetheless, He will come and do the same powerful work in our hearts, changing them so that we love God and want to live for Him, more and more each day.

*Close in prayer.*

### Closing ACTS Prayer

**A** God, we praise You for being so merciful to sinners, that You would make a way through Jesus, for the Holy Spirit to live in our hearts.

**C** God, we confess that just like the people gathered to hear Peter speak, we are sinners who do not deserve Your Holy Spirit to dwell in our hearts. It is only by faith and forgiveness through Jesus that we can receive Your Holy Spirit.

**T** God, we thank You for sending the Holy Spirit to dwell inside Your people. How wonderful it is that they can know You in close fellowship inside their hearts!

**S** God, work in our hearts! Help us to turn away from our sins and trust Jesus as our own Savior. Send the Holy Spirit to live in our hearts, that we might know Your close fellowship in our own hearts.

**ACTS PRAYER ACTIVITY**

Use this sheet to write down your ACTS Prayer

**Instructions:**

Use this sheet to help the children apply the Bible Truth into a prayer. You can use the ACTS provided or even better, have the kids think of their own applications. Also have the children add their personal requests to the prayer, too. Lead the children in the prayer or let them pray sections, with your help. Never force a child to pray! Non-readers can participate by you whispering a section of the prayer into their ear and allowing them to pray it aloud for the group.

**ADORATION:**

God, we praise You for being the Giver of Your Holy Spirit to Your people.

God, we praise You for being.....

\_\_\_\_\_

Add your own Adorations:

\_\_\_\_\_

\_\_\_\_\_

\_\_\_\_\_

**CONFESSION:**

God, we confess that our rebellious hearts that do not love or serve You on our own. We need Jesus to be our Savior! We need the Holy Spirit to change our hearts to love You and live for You!

God, we have sinned against You....

\_\_\_\_\_

Add your own Confessions:

\_\_\_\_\_

\_\_\_\_\_

**THANKSGIVING:**

Thank You, God for changing Your people's hearts to love You by giving them the Holy Spirit inside their hearts.

God, we thank You for...

\_\_\_\_\_

Add your own Thanksgivings:

\_\_\_\_\_

\_\_\_\_\_

\_\_\_\_\_

**SUPPLICATION:**

God, work in our hearts, that we might turn away from our sins and trust in Jesus as our Savior. Send Your Holy Spirit to live in our hearts that we might know You and love You more and more.

God, we need Your help...

\_\_\_\_\_

Add your own Supplication:

\_\_\_\_\_

\_\_\_\_\_

\_\_\_\_\_

\_\_\_\_\_

---

## **SNEAKY SNACK**

Can you figure out how this snack ties in with our case?

---

### **Snack: Tongues of Fire Overhead**

Flames” of Slices of Red Apples with peel still on fanned out around a “Head” of round piece of cheese (use round cookie cutter) with raisin eyes and nose and mouth. (Could substitute Fruit Roll-up for Apple).

This is only a suggestion. Feel free to modify. Be mindful of allergy issues among your children!

**Case Tie-in:** The disciples watched and waited for over a week, watching for the coming of the Holy Spirit Jesus promised. There was no doubt when He came! God made certain of that! There was the sound like that of a strong wind and something that looked like tongues of fire came and settled over each of their heads. Then the Holy Spirit came and filled their hearts and they rejoiced!

---

## **SOUL FOOD**

Food for thought during snack time

---

1. What does the snack have to do with the story?

Choose a few questions from the other activity discussion sheets to talk about during this snack time.

2.

---

---

3.

---

---

4.

---

---

5.

---

---

6.

---

---

7.

---

---

Directions: Read and discuss Bible Truth, using a FEW of the questions. Play game. Feel free to modify the game to fit your children.

### **The Holy Spirit Lives in God's People**

God is one God, but three persons: God the Father, Jesus, the Son of God, and God, the Holy Spirit. Together they have always existed, delighting in wonderful fellowship together and working out the perfect plans of God. This is a wonderful truth, even though it is very hard to understand.

After Jesus died on the cross and rose from the dead, He spent time with His disciples and taught them many things. He told them He would be going back to reign in heaven, but He promised His disciples that He would not leave God's people all alone. He would send the Holy Spirit to live in their hearts and make them new. The Holy Spirit would help them know God and His Word. He would comfort them. He would change their hearts so that they would love and live for Him more and more.

God sent His Holy Spirit to live inside of those first believers, just as Jesus said He would. He worked in their hearts, helping them in all the ways Jesus promised. And since then, God continues to give His Holy Spirit to all of His people--to all who turn away from their sins and trust in Jesus as their Savior. Yes, to each of them, God gives a new heart, filled with His Holy Spirit. He comforts them, gives them wisdom and helps them love Him and live for Him, too! God can do this in our hearts, also!

### **Understanding the Bible Truth**

1. How many Gods are there? *Just one God.*
2. How many persons are there in the one God and who are they? *Three: God, the Father, the Son (Jesus) and the Holy Spirit.*
3. How long has God the Father, Son and Holy Spirit lived together? *Forever.*
4. What has God always delighted in? *His fellowship between Father, Son and Holy Spirit.*
5. What has God always been doing? *Working out His perfect plans.*
6. What did Jesus do after He died on the cross and rose from the dead? *He spent time with His disciples teaching them many things.*
7. Where did Jesus tell His disciples He was going? *Back to heaven.*
8. What did Jesus promise His disciples before He went to heaven? *That He would not leave them all alone.*
9. Who did Jesus promise His disciples He would send to them? *The Holy Spirit.*
10. Where would the Holy Spirit live? *Inside of God's people.*
11. Where inside of God's people does the Holy Spirit live? *In their hearts. Not their physical, beating heart; but the place we call the heart, where our spirit is.*
12. What did Jesus promise His disciples that the Holy Spirit would help them know? *God's Word.*
13. What did Jesus promise the Holy Spirit would do? *Make their hearts new. He would help them know God and His Word. He would comfort them. He would change their hearts so that they would love and live for Him more and more.*
14. Who else, besides those first believers, gets to have the Holy Spirit live in their heart? *All of God's people--all who turn away from their sins and trust in Jesus as their Savior.*
15. How can we have the Holy Spirit live in our heart? *God will give us His Holy Spirit to live in our heart when we turn away from our sins and trust in Jesus as our Savior.*

### **Bible Verse Connection Question**

1. What does our Bible Truth have to do with our **Bible Verse: 1 Corinthians 6:19**: "Do you not know that your body is a temple of the Holy Spirit within you, whom you have from God?"?  
*God created every person with a body and a special heart, made to know and love God. When we become God's people, God fills that heart with His Holy Spirit. That makes their bodies like a temple--a special place of God's presence-- inside their bodies. What an amazing gift from God that we all can have!*

### **Bible Truth Story Connection Questions**

1. What did the Holy Spirit help the disciples do when He came to live inside them that first day?  
*To tell the gospel to the crowds of people, even those who spoke other languages.*
2. Who did the Holy Spirit come and live inside that first day? *The 120 disciples and then the 3000 more who heard the message and believed.*

**Life Application Questions**

1. Can the Holy Spirit live inside us? *Yes, when we turn from our sins and trust in Jesus as our Savior. God will send the Holy Spirit to live inside our hearts.*
2. How will we know that the Holy Spirit is inside our hearts? *The Holy Spirit rarely comes with wind and tongues of fire, but He always works inside the hearts of every one of God's people. He whispers to our hearts true things about God and He is at work, helping us love and live for God more and more each day.*

**ACTS Questions**

1. What is something we can praise God for because of this Bible Truth?  
*Praise God for being the Giver of the Holy Spirit to His people.*
2. What are sins we can confess to God because of this Bible Truth?  
*Confess that we have sinful hearts. We think, do and say things that show we do not love God or others as we should. God's Holy Spirit cannot come and live in our hearts without God working a change in them. We need a Savior!*
3. What is something we can thank God for because of this Bible Truth? *Thank God for making a way for the Holy Spirit to live in His people's hearts that they can have wonderful, close fellowship with Him.*
4. What is something we can ask God for because of this Bible Truth?  
*We can ask God to work in our hearts that we would want to turn away from disobeying Him and trust in this wonderful Jesus as our own Savior. We can ask God to send the Holy Spirit to live in our hearts.*

**The Gospel**

1. What is the good news of Jesus we must believe if the Holy Spirit is to come to live in our hearts? What is the gospel?  
*God is the good Creator and King of the world. He made people to worship Him and live by His good laws. But we are all sinners who have rebelled against Him. We all deserve death--God's just, eternal punishment for our sins. How terrible! But God has good news for us. In His great mercy, God sent His Son Jesus to earth to save sinners. Yes, Jesus, the perfect Son of God, left His home in heaven and became a man. He lived the perfect life that pleases God. (He's the only one who has ever done that!) He offered it up to God His Father as the perfect sacrifice for sins when He suffered and died on the cross. Then, on the third day, Jesus rose from the dead in victory. He had fully paid for the sins of God's people, so they wouldn't have to! Now all who turn away from their sins and trust in Jesus as their Savior will receive forgiveness of sins and eternal life with God. They will be His very own special people who will know Him and enjoy Him forever. We can be God's people, too, if we turn from our sins and trust in Jesus as our own Savior.*



## Game: Help the Blind Man

### Materials

Blindfold

Cane

Bible Truth Questions

Bag/Bowl

### Preparing the Game

1. Choose 20+ questions for your game from the Bible Truth Discussion Questions, or make up your own.
2. Write the Bible Truth questions on small thin strips of paper (or make a photocopy of the Bible Truth Discussion Questions and simply cut them into strips) and put them in the bag/bowl.

### Playing the Game

Children form a circle, with "It", a blind man, in the center. The circle moves slowly to the left or to the right at the Blind Man's command. Then, the Blind Man says, "Halt!" Everyone in the circle stands still. The Blind Man then begins walking out towards the circle of children, GENTLY touching his cane out until he touches someone. When he does, the blind man gets to choose a question from the bag for the teacher to read to the class. When they get a correct answer, the blind man gives up his blindfold to the other child who becomes the blind man, while the former blind man joins the circle.

Game continues as number of questions, time, and attention span allow.

### Optional TAKING IT TO OTHERS Activity: Quiz Questions

Have the children choose a few of the questions from the game to ask the parents/other children during TAKING IT TO OTHERS time. Help pre-readers by whispering the question in their ear and letting them ask it aloud to the parents/other children. Make sure you read the Bible verse aloud before you ask your questions.

Directions:

1. Write words to song in large print before class.
2. Play the song for the children, helping them follow along on the song sheet.
3. Discuss the song, using a few questions from the discussion sheet. *Don't use them all!*
4. Introduce sign language for key words of your choice from sign language sheet for your song. Use as few or as many as you think the children can learn.
5. Sing and sign the song. Sign language as well as large format lyrics and sheet music are found in the PFI Unit Songbook or online.
6. If desired, play the Song Game.

**Optional TAKING IT TO OTHERS Activity: Presenting and Singing the Song**

1. Sing and sign the song, encouraging the watching children/parents to join in.
2. Ask the class some of the questions listed below. The Bible Truth Connection Question is particularly good to help them understand how the song ties in with the Bible Truth.

**Breathe on Me, Breath of God**

**Verse 1**

Breathe on me, Breath of God,  
Fill me with life anew,  
That I may love what Thou dost love,  
And do what Thou wouldst do.

**Verse 2**

Breathe on me, Breath of God,  
Until my heart is pure,  
Until with Thee I will Thy will,  
To do and to endure.

Listen to it on PFI ESV Songs 10, Tracks 9,10

**Understanding the Song**

1. Who is the "Breath of God"? Why? *The Holy Spirit is nicknamed the "Breath of God." Our breath fills our body with the air that it needs to live. The Holy Spirit fills our spirit with Himself so that we can know and love God and have eternal life.*
2. What does it mean to ask the Holy Spirit to breath on us? *To fill our hearts with Himself.*
3. What does it mean for the Holy Spirit to fill us with life anew? *"Life anew" means "new life." The Holy Spirit is the One who comes into our sinful, rebellious hearts, cleanses them of sin and fills them with love for God. This is called "new life" because it is such a big change from living however our sinful hearts want to live. It is being dead in our spirit (not knowing or loving God) and then being made alive in our spirit (knowing and loving God).*
4. How does the singer of the song want the Holy Spirit to help him love? *What God loves.*
5. What does God love? How do we know this? *God loves Himself—Father, Son and Holy Spirit and the glory of His name. He loves all of His good and holy ways. He loves all of His creation, especially people who He made in His image. We know this from the Bible.*
6. What does the singer of the song want the Holy Spirit to help him do? *To do what God would do.*
7. What does God do that the singer wants to do? How do we know this? *God does many things that humans cannot do; but there are some things that God does that humans can at least act like. We can love Him and we can love others. We can bring glory to God's name. We can live by His holy laws. We can hate evil. We know what God wants us to do by reading His Word, especially His laws.*
8. What does it mean to have a pure heart? *One that wants what God wants.*
9. What is a person's will? *The part of them that wants something and chooses to do it.*
10. Whose will does the Holy Spirit help us want to do and to keep doing to the end (endure)? *God's will.*
11. Why do we need help to do God's will? *Whose will do we like to do? We are sinners. We like to do our own will and rebel against God's will.*

**Bible Truth Connection Question**

1. How does this song relate to our **Bible Truth: The Holy Spirit Lives in God's People**? We are all sinners. We were made to love and obey God, but we have all turned away from that most wonderful of lives. Only God can change us and He can, by His Holy Spirit. The Holy Spirit is nicknamed the "Breath of God." Our breath fills our body with the air that it needs to live. The Holy Spirit fills God's people with Himself so that they can know and love God and have His eternal life. God will send His Holy Spirit to work this way in us when we turn from our sins and trust in Jesus as our Savior. This song is a prayer asking Him to do this.

**Story Connection Question**

1. How does this song relate to today's story? *The Holy Spirit came to live inside the disciples on the Day of Pentecost. He worked powerfully in them, filling them with life anew. He helped them to love and to do things that God would have them do, even speak to those thousands of people about Jesus, that very day.*

**Bible Connection Question**

1. What does this hymn have to do with our Bible Verse: **1 Corinthians 6:19**: "Do you not know that your body is a temple of the Holy Spirit within you, whom you have from God?"?

*This song is a prayer to God to send the Holy Spirit to live within us, changing us and helping us to worship God in everything we do.*

**ACTS Questions**

1. What is something we can praise God for from this hymn? *Praise God for being the Giver of the Holy Spirit to His people, filling them with "life anew."*

2. What are sins we can confess to God from this hymn? *That many times we do not want to do things God's way. Our hearts are sinful and rebellious left to themselves. We need a Savior! We need the Holy Spirit to change our hearts!*

3. What is something we can thank God for from this hymn? *That even though we cannot change our hearts, He can, through His powerful Holy Spirit.*

4. What is something we can ask God for from this hymn? *That God would work in our hearts that we might turn from our sins and trust Jesus as our Savior. We can ask Him to send the Holy Spirit to come and live in our hearts, changing us and giving us close fellowship with God*

**Life Application Questions**

1. How can our lives be affected by the message of this song? *We can ask God to send His Holy Spirit to work in our hearts when we turn away from our sins and trust in Jesus as our Savior.. We can ask Him to fill us with life anew, to help us love and to do as He wants us to do.*

**Gospel Question**

1. What is the good news of Jesus that we must believe if we are to receive God's Holy Spirit in our hearts? What is the gospel?

*God is the good Creator and King of the world. He made people to worship Him and live by His good laws. But we are all sinners who've rebelled against Him. We all deserve death--God's just, eternal punishment for our sins. How terrible! But God has good news for us. In His great mercy, God sent His Son, Jesus to earth as a man to save sinners. He lived the perfect life that pleases God. (He's the only one who's ever done that!) He offered it up to God His Father as the perfect sacrifice for sins when He suffered and died on the cross. Then, on the third day, Jesus rose from the dead in victory. He had fully paid for the sins of God's people, so they wouldn't have to! Now all who turn away from their sins and trust in Jesus as their Savior will receive forgiveness of sins and eternal life with God. They will be His very own special people who will know Him and enjoy Him forever. We can be God's people, too, if we turn from our sins and trust in Jesus as our own Savior.*

## **Song Game: Sign It, Say It, What Does It Mean?**

### **Materials**

Sign Language signs used in song, particularly choose words with important meanings you want the children to learn, such as "grace", "redeem", etc.

Bag or bowl

### **Preparing the Game**

1. Cut out signs and put in bowl.

### **Playing the Game**

1. Practice the song and signs until the children know them well. Then put all the signs we've learned in this bag/ bowl and mix them up.
2. Ask one of the children to choose a sign, but not show it to anyone...but you, if they need some help.
3. Ask the child to do the sign for the rest of the children and see if the other children can guess which one it is. Do the sign with the child, if desired.
4. When the children guess the sign, ask them the meaning of the word. If no one guesses the sign, put it back in the bowl to be picked again.
5. Choose another child to pick a new sign from the bag and continue.

NOTE: You might want to sing the song after you do each word or couple of words.

Game continues as number of questions, time, and attention span allow.

choose a FEW questions for discussion, then choose the game and/or music activity

**Meditation Version: 1 Corinthians 6:19**

*“Do you not know that your body is a temple of the Holy Spirit within you, whom you have from God?”*

**Understanding the Bible Verse**

1. What is a temple? *A special place where people worship God. A place that is supposed to be holy, set apart and devoted to God.*
2. What part of our bodies did God make to be the temple of His Holy Spirit? *Our hearts. Not the heart that pumps blood through our bodies. But heart that we cannot see, where our spirit is.*
3. What is so special about having the Holy Spirit dwell right inside us, rather than in some temple or place of worship that we might go to? *It means that God's people can always know close fellowship with God. He is always with them, right inside their hearts.*
4. Who is the “you” the verse is talking about? Is it everyone or just a certain group of people? *Paul is the person who wrote these words. He sent them to other believers. These words are written about the bodies of believers being a temple of the Holy Spirit.*
5. Why do believers in Jesus have the Holy Spirit in their bodies, but not other people? *Because the Holy Spirit is a gift received from God to all who repent of their sins and trust in Jesus as their own Savior. If someone has not done this, then they have not received the Holy Spirit to live in their heart.*
6. Who do believers receive the Holy Spirit from? *From God.*

**Bible Truth Connection Question**

1. What does this verse have to do with the **Bible Truth: The Holy Spirit Lives in God's People?** *God created every person with a body and a special heart, made to know and love God. When we become God's people, God fills that heart with His Holy Spirit. That makes their bodies like a temple--a special place of God's presence-- inside their bodies. What an amazing gift from God that we all can have!*

**Story Connection Question**

1. How does this verse relate to our story? *Jesus promised that the disciples would receive the Holy Spirit in a few days. They gathered together and eagerly waited for the moment. How wonderful it was when the Holy Spirit came to live inside their bodies! What wonderful, close fellowship they enjoyed with Him! What courage and love He gave them to tell others about Jesus!*

**Life Application Questions**

1. Can we receive the Holy Spirit from God? How? *Yes, we can. When we turn from our sins and trust in Jesus as our own Savior. God will send Him to live in our hearts, too!*

**ACTS Questions**

1. What is something we can praise God for from this Bible Verse? *Praise God for being the Giver of His Holy Spirit.*
2. What are sins we can confess to God from this Bible Verse? *That we have all turned away from God. Our hearts are sinful and we do not deserve to have close fellowship with the Holy Spirit in our hearts. We deserve God's punishment! We need a Savior!*
3. What is something we can thank God for from this Bible Verse? *We can thank God for sending Jesus to pay for the sins of His people-- to all who turn away from disobeying God and trust in Jesus as their own Savior—and making the way for the Holy Spirit to come and dwell in their bodies, in their hearts.*
4. What is something we can ask God for from this Bible Verse? *We can ask God to work in our hearts that we would want to turn away from disobeying Him and trust in this wonderful Jesus as our own Savior. We can ask Him to give us the Holy Spirit to live in our bodies, that we might have wonderful, close fellowship with Him.*

**The Gospel**

1. What is the good news of Jesus that Paul and the other believers believed and that made it possible for the Holy Spirit to come and live in their bodies? What is the gospel?

*God is the good Creator and King of the world. He made people to worship Him and live by His good laws. But we are all sinners who have rebelled against Him. We all deserve death--God's just, eternal punishment for our sins. How terrible! But God has good news for us. In His great mercy, God sent His Son Jesus to earth to save sinners. Yes, Jesus, the perfect Son of God, left His home in heaven and became a man. He lived the perfect life that pleases God. (He's the only one who has ever done that!) He offered it up to God His Father as the perfect sacrifice for sins when He suffered and died on the cross. Then, on the third day, Jesus rose from the dead in victory. He had fully paid for the sins of God's people, so they wouldn't have to! Now all who turn away from their sins and trust in Jesus as their Savior will receive forgiveness of sins and eternal life with God. They will be His very own special people who will know Him and enjoy Him forever. We can be God's people, too, if we turn from our sins and trust in Jesus as our own Savior.*

## Game: Jump for Joy

### Materials

Bible verse written up in large print so that all can see  
A very long rope or jump rope

### Preparing the Game

None.

### Learning the Verse

Some or all of your children may be non- or early readers. Teach the verse in sections, having them say it after you. Repeat a few times. Add clapping or other movement as they say it.

### Directions

1. If desired, lead the children in a discussion of a **FEW** of the most important questions before beginning game.
2. Explain the game to them as follows:  
Have the children form a line. Have two people be the Rope Turners for the jump rope. While the entire group recites the verse, have the children take turns trying to jump through the whole verse without stopping. For children adept at jumping rope, you can even have them try running in and jumping, jumping with a partner, etc. or other variations the children come up with.

Game continues until all children get to jump, or as time and attention span allow.

### Optional TAKING IT TO OTHERS Activity: Quiz Questions

Have the children choose a few of the questions from the game to ask the parents/other children during TAKING IT TO OTHERS time. Help pre-readers by whispering the question in their ear and letting them ask it aloud to the parents/other children. Make sure you read the Bible verse aloud before you ask your questions.

**Directions:**

1. Write words to song in large print before class.
2. Play the song for the children, helping them follow along on the song sheet.
3. Discuss the song, using a few questions from the discussion sheet. *Don't use them all!*
4. Introduce sign language for key words of your choice from sign language sheet for your song. Use as few or as many as you think the children can learn.
5. Sing and sign the song. Sign language as well as large format lyrics and sheet music are found in the PFI Unit Songbook or online.
6. If desired, play the Song Game.

**Optional TAKING IT TO OTHERS Activity: Presenting and Singing the Song**

1. Sing and sign the song, encouraging the watching children/parents to join in.
2. Ask the class some of the questions listed below. The Bible Truth Connection Question is particularly good to help them understand how the song ties in with the Bible Truth.

**A Temple of the Holy Spirit**

Do you not know? Do you not know?  
 Do you not know, that your body is a temple?  
 Do you not know? Do you not know?  
 Do you not know, that your body is a temple?  
 A temple of the Holy Spirit within you,  
 A temple of the Holy Spirit within you,  
 Whom you have from God,  
 Whom you have from God.  
 First Corinthians Chapter Six, verse nineteen.

**Listen to it on PFI ESV Songs 10, Track 11**

**Song Game: Pass the Secret Sign****Materials**

Sign Language signs used in song, particularly choose words with important meanings you want the children to learn, such as "grace", "redeem", etc.

Bag or bowl

Blindfold

**Preparing the Game**

1. Cut out signs and put in bowl.

**Playing the Game**

1. Practice the song and signs until the children know them well.
2. Have all the children stand in a tight circle, except one, "It," who will stand in the middle of the circle, blindfolded.
3. Have the children in the circle to put their hands behind their backs. Choose a sign from the bag and hand to a child in the circle, still keeping hands behind their backs, not looking at the sign.
4. When "It" says "Pass the Secret Sign", the children will begin to pass the sign around behind their backs.
5. When "It" says "Stop the Passing!" the child who has the sign freezes with the sign behind his back.
6. The child with the sign brings it around and looks at it. You can help the child practice the sign.
7. Then take the blindfold off of "It", watch the child with the card do the sign, then have "It" guess the name of the sign. (If desired, "It" can ask another child in the circle for help with their guess.)
8. The holder of the sign then becomes "It." Sing the song with all the signs, then repeat.



**STORY REVIEW**

Directions: Read and discuss Bible Truth, using a FEW of the questions. Play game. Feel free to modify the game to fit your children.

**General Story Questions**

1. Why did Jesus tell the disciples to wait in Jerusalem? *To receive the Holy Spirit.*

2. Why didn't the disciples know exactly when the Holy Spirit would come?

*Jesus didn't tell them exactly what day.*

3. Why did the Lord wait until Pentecost to send His Holy Spirit?

*So that people from many parts of the world would hear the good news of salvation and receive the gift of the Holy Spirit. They would then go home to their own countries and the gospel would spread more quickly.*

4. How many disciples were in the Upper Room when the Holy Spirit came? *120.*

5. What sound did the disciples hear when the Holy Spirit came? *A roaring sound like the wind.*

6. What did they see when the Holy Spirit came? *What seemed like tongues of fire, not tongues of fire.*

7. What languages did the disciples begin to speak in? *Languages of Egypt, Africa, Asia and Europe.*

8. Did the disciples know these languages before they spoke them that day?

*If not, then how could they speak in them? They didn't know those languages. The Holy Spirit gave them the gift to tell the good news of Jesus in those other languages.*

9. What did the crowds of people think when they heard the noise and heard the disciples?

*They thought they were drunk.*

10. What did Peter tell them had happened?

*That they weren't drunk but that the Holy Spirit had come upon them, just as God had promised would happen.*

11. What did Peter tell the crowds to do?

*Repent and believe in Jesus that they would be saved and receive the gift of the Holy Spirit, too.*

12. How many people were added to the church that day? *Over 3000.*

13. Why was the gift of faith in Jesus and the Holy Spirit such a better gift than the gift of the Law?

*The Law shows us how to live and shows us that we are sinners, but it does not save us. The gift of faith in Jesus and the Holy Spirit living in us is the gift of forgiveness of sins, eternal life and God's power at work inside us.*

14. When people become Christians today, the Holy Spirit comes to live inside them, but there is no rushing sound like wind nor anything that looks like flames of fire for them to see. Why is this?

*When God does something new, He makes it very clear to His People with big signs and wonders. On that Day of Pentecost, He made it clear to everyone that He was doing something new and very important with the signs and wonders of the rushing wind sound and the flames...as well as everyone speaking in all those different languages all at the same time. Now we know about the gift of the Holy Spirit and that He fills our hearts when we trust in Jesus. We don't need the big signs and wonders...but we still know His great power at work inside us.*

**Bible Truth Connection Questions**

1. What does this story have to do with our Bible Truth? *Today's story tells what happened when the disciples received the Holy Spirit, just as Jesus promised they would. It tells how at last God's promises from long ago came true: to put His Holy Spirit inside all believers hearts in a special way, to change them and help them love and obey God more and more..*

**Bible Verse Connection Question**

1. What does the story have to do with our **Bible Verse: 1 Corinthians 6:19**: "Do you not know that your body is a temple of the Holy Spirit within you, whom you have from God?"?

*The disciples received the gift of the Holy Spirit from God. The Holy Spirit came to dwell in body of each believer, inside their hearts, the part of us God made so that we can know and love Him.*

**Life Application Questions**

1. Can we receive the gift of the Holy Spirit, too? How? *Yes. By repenting of our sins and trusting in Jesus as our Savior. God will then give us the Holy Spirit to live in our hearts.*

**ACTS Questions**

1. What is something we can praise God for being that we learned in our story?

*Praise God for being so merciful to sinners, that He would make a way through Jesus, for the Holy Spirit to live in our hearts.*

2. What is something we can confess as sin that we learned in our story?

*Confess that just like the people gathered to hear Peter speak, we are sinners who do not deserve God's Holy Spirit to dwell in our hearts. It is only by faith and forgiveness through Jesus that we can receive God's Holy Spirit.*

3. What is something we can thank God for that we learned in our story?

*We can thank God sending the Holy Spirit to dwell inside His people. They can know Him in close fellowship inside their hearts!*

4. What is something we can ask God for that we learned in our story?

*We can ask God to work in our hearts, helping us to turn away from our sins and trust Jesus as our own Savior. We can ask Him to send the Holy Spirit to live in our hearts, that we might know His close fellowship in our own hearts.*

**The Gospel**

1. What must we do to receive God's Holy Spirit? *Turn from our sins and believe in the good news of Jesus!*

2. What is this message of good news, we call the gospel?

*God is the good Creator and King of the world. He made people to worship Him and live by His good laws. But we are all sinners who have rebelled against Him. We all deserve death--God's just, eternal punishment for our sins. How terrible! But God has good news for us. In His great mercy, God sent His Son Jesus to earth to save sinners. Yes, Jesus, the perfect Son of God, left His home in heaven and became a man. He lived the perfect life that pleases God. (He's the only one who has ever done that!) He offered it up to God His Father as the perfect sacrifice for sins when He suffered and died on the cross. Then, on the third day, Jesus rose from the dead in victory. He had fully paid for the sins of God's people, so they wouldn't have to! Now all who turn away from their sins and trust in Jesus as their Savior will receive forgiveness of sins and eternal life with God. They will be His very own special people who will know Him and enjoy Him forever. We can be God's people, too, if we turn from our sins and trust in Jesus as our own Savior.*

## Game: Spin the Light

### Materials

Flashlight  
Paper and Marker  
Story Review Questions

### Preparing the Game

1. Choose 20+ questions for your game from the Story Review Discussion Questions, or make up your own.

### Playing the Game

Divide the children into two teams. Have them sit in a close circle, alternating Team A and Team B players. Have the children sit in a circle. Put the light in the middle of the circle. Spin the light. Whoever the light points to, answers the question. If it points to a Team A player and he gets it right on his own, it is worth 2 points for his team. If he needs help from another team member, then it is worth 1 point. The question goes to the Team B player on his right for a possible 1 point if the Team A player fails to answer correctly.

Game continues until all children get to toss the Frisbee, or as number of questions, time, and attention span allow.

### Non-competitive Option

Don't split into teams. Have the children sit in a circle and spin the light, asking whoever it points to a question. If desired, you can let each child choose another child to help them answer the question.

### Optional TAKING IT TO OTHERS Activity: Quiz Questions

Have the children choose a few of the questions from the game to ask the parents/other children during TAKING IT TO OTHERS time. Help pre-readers by whispering the question in their ear and letting them ask it aloud to the parents/other children.

**CASE REPLAY ACTIVITIES**

Use this guide to review the Case Story and act it out for others to enjoy!

**CASE REPLAY, JR: YOUNGEST CHILDREN**

**Description:** The children will act out the story together, everyone doing the same action/sound effect at the same time. This activity is most suitable for kindergarteners.

**Materials**

The Case RePlay, Jr. script for younger children

**Preparation**

1. Read through the script and write in the blanks along the side possible actions/sound effects the children could do to act it out.

**Instructions**

1. Tell the children that they will be re-enacting the story together as you tell it.
2. As you read the script, lead the children in actions/sound effects to do with you.
3. If desired, you can read the script and stop at certain sentences and ask them what a good action/sound effect would be to act out what you just read.
4. Repeat the re-enactment one or two times more.

**CASE REPLAY, SR: OLDER CHILDREN**

**Description:** The children act out the story as a three-scene play. You will narrate it using the Case RePlay, Sr. script and they will act it out (no spoken words, for the most part), with each child assuming a different character's role. This activity is most suitable for first grade and up. You will review the story, then practice it a few times before performing it for others.

**Materials**

The Case RePlay, Sr. script  
White board or other large format paper  
Costumes and props

**Preparation**

1. Prepare for the play by choosing costumes and props for each character in the story. Decorate the area with any scenery props.
2. Write the words "Beginning," "Middle," "End" on a large piece of paper/whiteboard with plenty of space under each heading. You will use this paper to help the children think about the story as a three-scene play, as it is presented in the script.

**Instructions**

1. Tell the children that they will get to act out the story as a three-scene play, with a beginning, middle and end section. Tell them that before they can act it out, they need to think it out. as you narrate it with your script.
2. Take the children's answers as they recount the story, helping them put key incidents in the right order.
3. If desired, when they have filled in their Beginning, Middle, End, read through your whole (real) script, so they hear exactly what you will have them act out.
4. Then tell the children that it's time to practice acting out the story.
5. Assign parts to each child. If you are using costumes, do NOT give them out at this point. They will be a distraction.
6. Have all the children sit on the floor or in chairs on one side of the "stage," then call the characters up in place as their part in the story comes.
7. As you read the script, guide the children in where you want them to move or do to act it out.
8. After going through the whole script once, give out any costumes and props and act out the script once or twice more.

**Optional TAKING IT TO OTHERS Activity: Re-enacting the Story**

Read the script as the children act out together (younger) or assuming different roles (older) as the other children or the parents watch.

**CASE REPLAY, JR--YOUNGER KIDS (KINDERGARTEN) P.2**

“Welcome to our play. The name of our story is called: The Case of the Watchful Waiters.

This is a New Testament story. It took place not long after Jesus rose from the dead and went to heaven.

And now we present: “The Case of the Watchful Waiters.”

**Scene 1:**

Jesus told His disciples that when He went to heaven, He would not leave them alone. God was sending His Holy Spirit live inside them to be their helper. They were to watch and wait in Jerusalem for this great gift. So, the disciples went to Jerusalem. They did not know when they would get He would come. They only knew it would be soon. So they kept on watching and waiting and praying, all together, in the Temple and in the upper room of the Cenacle.

**Actions:**

---

---

---

---

**Scene 2:**

For nine days, they kept watching and waiting. Thousands and thousands of people from all over poured into Jerusalem to celebrate Pentecost-- the yearly celebration remembering God giving His Word to His people. At last, on the Day of Pentecost, the Holy Spirit came down from heaven in what sounded like a mighty wind and with what looked like flames of fire that rested on the heads of all one hundred twenty of Jesus’ disciples. They were filled with the Holy Spirit and began speaking in the languages of the different peoples who had come to Jerusalem for Pentecost, telling them all about Jesus.

---

---

---

---

**Scene 3:**

This was an amazing sight! Everyone wondered what had happened. Some people thought the disciples were drunk and that’s why they were acting so differently. But Peter and the disciples stood up and explained to the huge gathered crowd what was really going on. They weren’t drunk at all! This was the gift of the Holy Spirit coming to live in the hearts of God’s people as God had promised long ago in His Word. They shared the good news of salvation through Jesus. As the people listened, the Holy Spirit worked in their hearts, helping them believe. They asked what should they do. “Repent of your sins and be baptized!” Peter told them. Then they, too, would be saved from their sins and would receive the Holy Spirit. About three thousand did just that. They were baptized and received the Holy Spirit, too. What a wonderful gift the people of God received that day!

---

---

---

---

**Bible Truth Tie-In:**

The Bible Truth we are learning is: **The Holy Spirit Lives in God’s People.** This is the wonderful story of the day when the Holy Spirit came to live in the hearts of God’s people in a way like He never had before.

## **CASE REPLAY, SR--OLDER KIDS (1ST GRADE AND UP) P.3**

"Welcome to our play. The name of our story is called: The Case of the Watchful Waiters.

This is a New Testament story. It took place not long after Jesus rose from the dead and went to heaven.

The characters in our story are: Jesus, Jesus' close disciples (especially Peter) and other disciples (120); Jews from different countries; people of Jerusalem; 3000 new believers.

And now we present: "The Case of the Watchful Waiters."

### **Scene 1: (Beginning)**

Jesus told His disciples that when He went to heaven, He would not leave them alone. God was sending His Holy Spirit live inside them to be their helper. They were to watch and wait in Jerusalem for this great gift. So, the disciples went to Jerusalem. They did not know when they would get He would come. They only knew it would be soon. So they kept on watching and waiting and praying, all together, in the Temple and in the upper room of the Cenacle.

### **Scene 2: (Middle)**

For nine days, they kept watching and waiting. Thousands and thousands of people from all over poured into Jerusalem to celebrate Pentecost-- the yearly celebration remembering God giving His Word to His people. At last, on the Day of Pentecost, the Holy Spirit came down from heaven in what sounded like a mighty wind and with what looked like flames of fire that rested on the heads of all one hundred twenty of Jesus' disciples. They were filled with the Holy Spirit and began speaking in the languages of the different peoples who had come to Jerusalem for Pentecost, telling them all about Jesus.

### **Scene 3: (End)**

This was an amazing sight! Everyone wondered what had happened. Some people thought the disciples were drunk and that's why they were acting so differently. But Peter and the disciples stood up and explained to the huge gathered crowd what was really going on. They weren't drunk at all! This was the gift of the Holy Spirit coming to live in the hearts of God's people as God had promised long ago in His Word. They shared the good news of salvation through Jesus. As the people listened, the Holy Spirit worked in their hearts, helping them believe. They asked what should they do. "Repent of your sins and be baptized!" Peter told them. Then they, too, would be saved from their sins and would receive the Holy Spirit. About three thousand did just that. They were baptized and received the Holy Spirit, too. What a wonderful gift the people of God received that day!

### **Bible Truth Tie-In:**

The Bible Truth we are learning is: **The Holy Spirit Lives in God's People.** This is the wonderful story of the day when the Holy Spirit came to live in the hearts of God's people in a way like He never had before.

## Something Like Flames of Fire

### Description:

Children will make the head of a disciple with flames of "fire" resting on his head, using a gallon water/milk jug.

### Materials

Empty plastic gallon water/milk jug, one per child  
 White cardstock  
 Sticky back (or regular) Felt or paper in brown, black, red  
 Red, orange and yellow sheets of construction paper.  
 Craft glue  
 Markers  
 Scissors

### Preparing the Craft


1. Make copies of Patterns #1-6 out of paper or felt, as many as are specified on each template.
2. Turn the milk jug upside down with the handle facing you. The handle is the nose and eyebrows of the man, the eyes will be made in the space on either side of the handle. Cut out the flame shapes.

### Making the Craft

1. Show the children your sample of the craft.
2. Have the children color the eyes of their man. Glue eyes in place.
3. Have the children glue the small brown felt/paper circles to the Mud Template (or can color them.)
4. Have the children glue the hair, beard, mustache, lips, eyebrows onto their man.
5. Glue the three different flame shapes together, making three tri-colored flames.
6. Glue the flames onto the head.

### Optional TAKING IT TO OTHERS Activity: Craft Presentation

If you are presenting the craft to other children or parents the children can hold up their crafts (or your model craft) and read their Bible Truth Connection answers to explain the importance of the craft.



**CASE CRAFT****Discussion Guide****Instructions:**

As the children are settled into making their craft, ask them these questions to help them understand the craft's significance. Use the answers provided to guide the children's answers.

**Discussion Questions**

1. Where were the disciples to go to wait for the Holy Spirit to come? *Jerusalem.*
2. What happened when the Holy Spirit came?  
*There was a great, roaring wind and something like flames of fire rested on their heads.*
3. Why did God send the Holy Spirit with these amazing signs?  
*As clear signs that at last He was giving them the wonderful gift of the Holy Spirit who would live inside them and help them.*
4. What is the Bible Truth that we are learning?  
*The Holy Spirit Lives in God's People.*
5. What does our craft have to do with our Bible Truth: The Holy Spirit Lives in God's People?  
*The flames of fire made it clear to the disciples that God was doing something amazing. This was the first time the Holy Spirit had ever come to live inside God's People in this new and special way.*
6. What can this craft help us remember?  
*God gives His people His Holy Spirit to live in their heart. What an amazing and wonderful gift He is! We can have this gift, too, when we turn from our sins and trust in Jesus as our Savior.*

**TAKING IT TO OTHERS****Craft Presentation****Instructions:**

Have children hold up your model craft/their crafts. Choose five children (or you say) the five sections below to explain the craft's importance.

**Presentation:**

1. Our craft is: Something Like Flames of Fire.
2. In the Cenacle in Jerusalem, the Lord sent the Holy Spirit to come live inside the disciples. He sent Him with a great, roaring wind and something like flames of fire resting on their heads as clear signs that at last He was giving them the wonderful gift of the Holy Spirit. He would come and live inside of them and help them.
3. Our Bible Truth is: The Holy Spirit Lives in God's People.
4. The Holy Spirit Lives in God's People?  
The flames of fire made it clear to the disciples that God was doing something amazing. This was the first time the Holy Spirit had ever come to live inside God's People in this new and special way.
5. Our craft can help us remember that God gives His people His Holy Spirit to live in their heart. What an amazing and wonderful gift He is! We can have this gift, too, when we turn from our sins and trust in Jesus as our Savior.

Note: Even non-readers can participate in presenting the craft, if you will whisper what they are to say in their ear and let them say it aloud for the others to hear.



Craft Pattern #1  
Coin bag pattern

Yellow Flame Pattern 1A  
Cut three or four per child  
Out of construction paper



Orange Flame Pattern 1B  
Cut three or four per child  
Out of construction paper

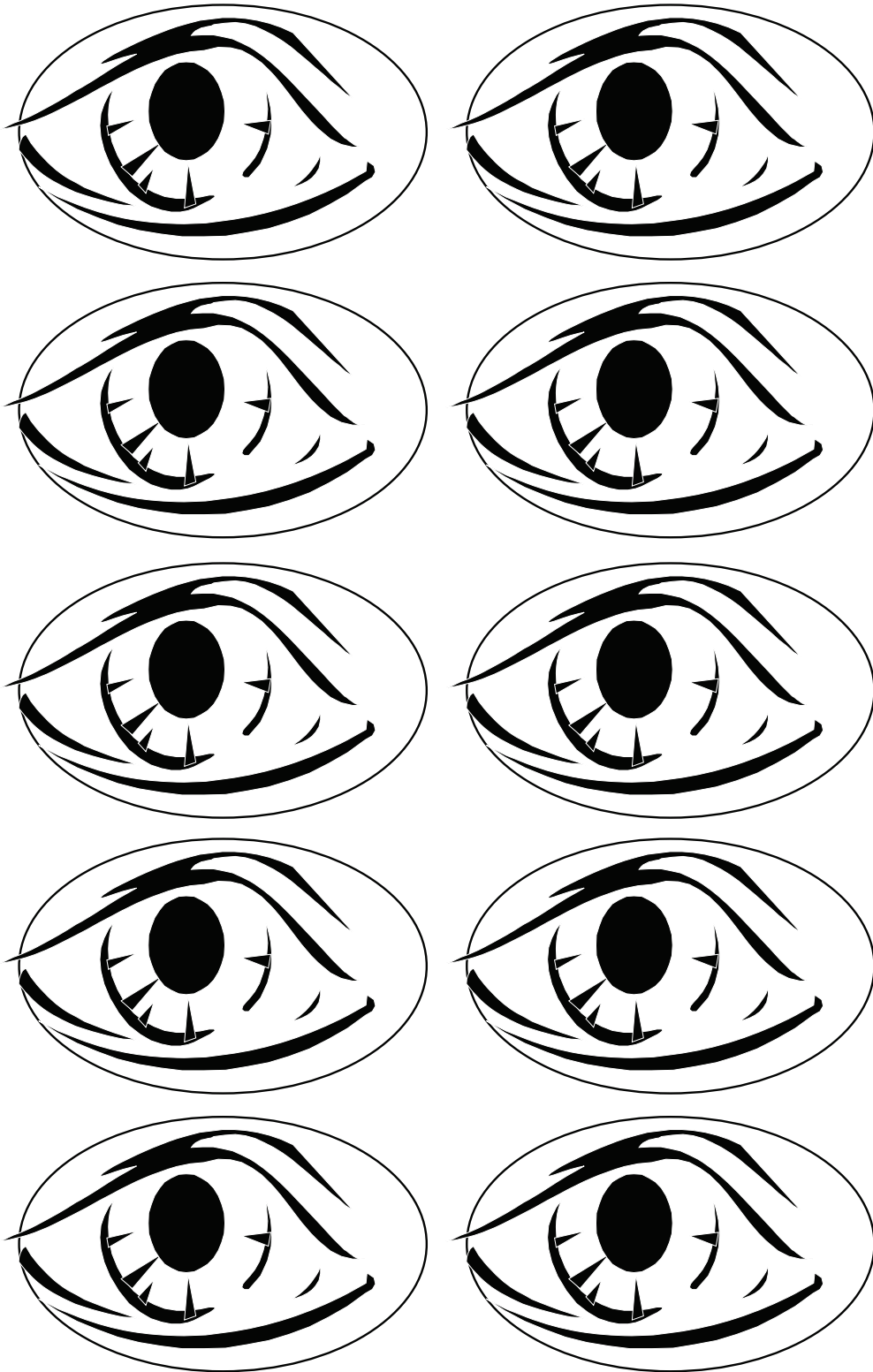


Red Flame Pattern 1C  
Cut three or four per child  
Out of construction paper




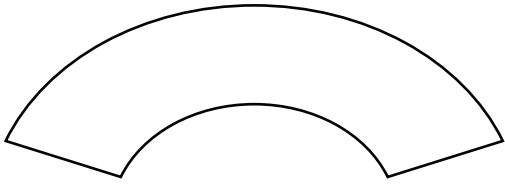
Template #1 Flame shapes... use each shape to cut out the three different color flames. Cut out three or four sets per child

Craft Pattern #2 Eyes

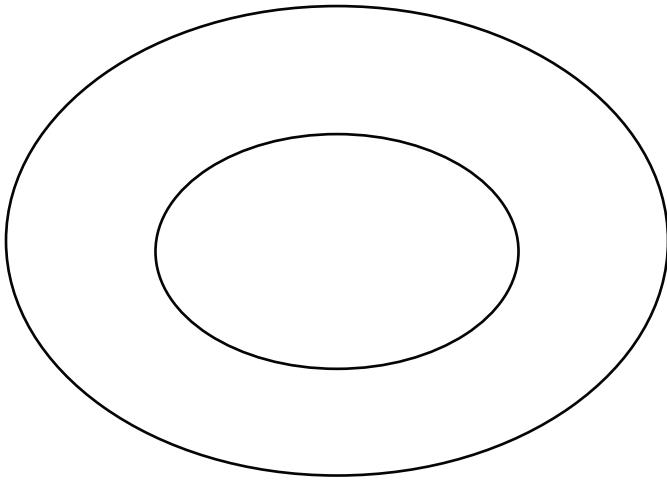


Craft Pattern #3  
Hair Template

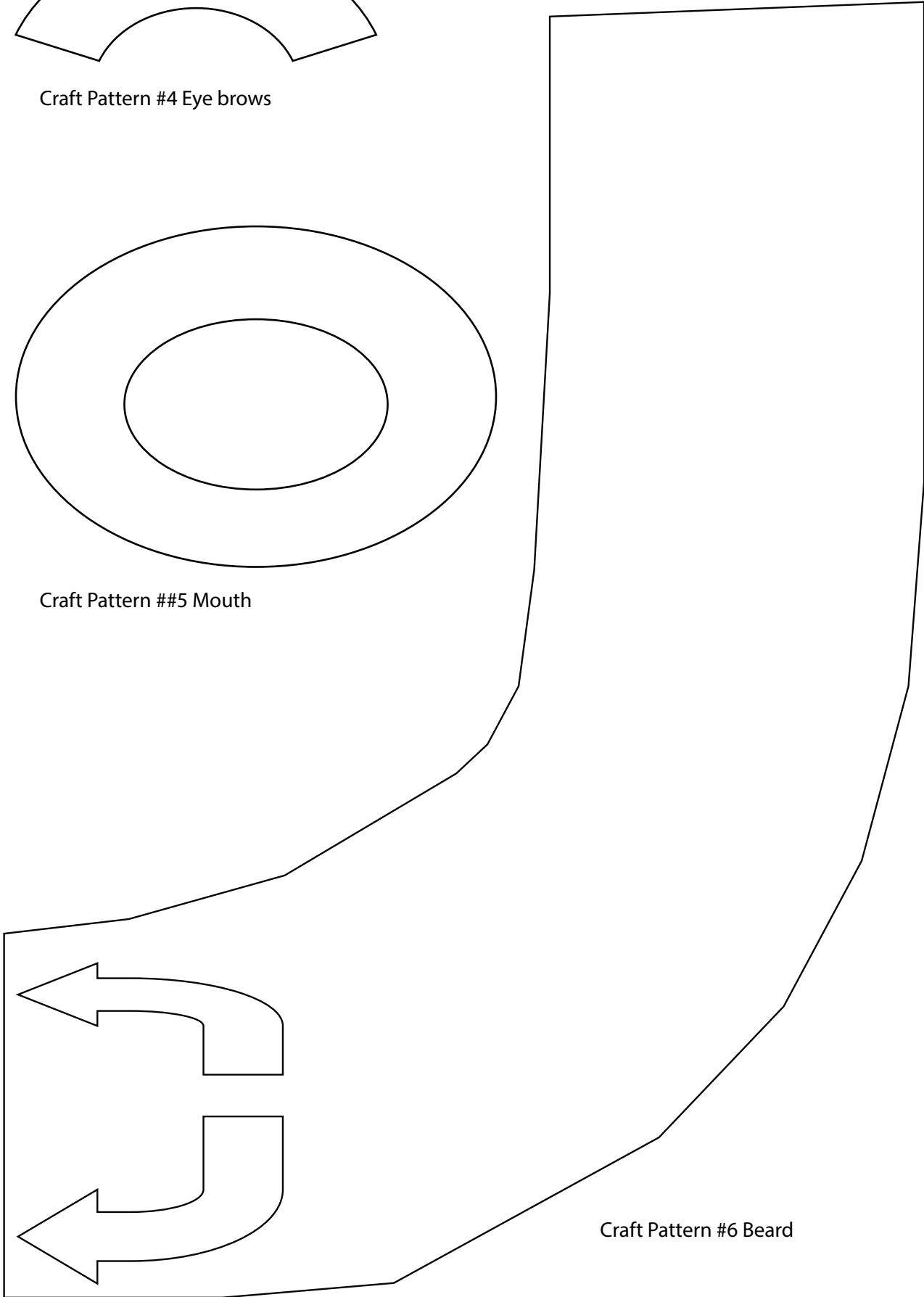




Craft Pattern #4 Eye brows



Craft Pattern #5 Mouth



Craft Pattern #6 Beard

**BEFORE CLASS:****1. PICK YOUR PERSON**

VIPPs can be anyone in your church! Typically, they fall into 6 categories: Church staff, Elders, Deacons/deaconesses, Special Volunteers (people who aren't paid, but spend a lot of time helping out in particular ways), Supported Workers (aka missionaries), and Church Members.

**2. GATHER YOUR FACTS**

Use the VIPP Information Sheet to write down the facts about your VIPP. The information on this worksheet is used in the VIPP activities, listed in the "Choose an Activity" section below.

**DURING THE ACTIVITY:****1. INTRODUCE YOUR VIPP**

Introduce your VIPP to the children, using the VIPP Information Sheet. Fill in a set of VIPP Clue Cards with the information for your VIPP. If desired, you can even have the actual person come into class for the children to meet.

Need help describing what someone does for the church in a kid-friendly way? Check out the list of common VIPPs on the Praise Factory website in the PFI resources. There are lots of kid-friendly descriptions for common VIPP's, such as pastors, elders, deacons and a lot more.

**2. PRAY!**

Lead the children in praying for the VIPP. Ask the children if they would like to pray for one of the VIPPs prayer requests. Even non-readers can pray for the VIPP if you whisper the prayer request in their ear, then let them say it aloud. Never force a child to pray!

**3. CHOOSE AN ACTIVITY**

There are two activities you can use to help the children learn about the VIPP:

**VIPP Clue Cards:** These are nine coloring sheets in which children fill in the nine things they learn about the VIPP from the VIPP Information Sheet. Photocopy a set of each child. Use as few or as many of these Clue Cards as you desire.

**VIPP Game:** This is a game that uses a set of Clue Cards for one or two VIPPs.

Choose a VIPP and fill in his/her information on the VIPP Information Sheet. Fill in a set of VIPP Clue Cards with the information for your VIPP. Tell the children about the VIPP, having them fill in the VIPP Clue Cards with the key facts as they learn them. Write any words the children need to write on a white-board or other piece of paper so they can see how to spell them. Help younger children write these words on their clue cards. Ideas for how to tell the children about many common VIPPs are listed at [praisefactory.org](http://praisefactory.org) with the resources for this Bible Truth.

**Optional TAKING IT TO OTHERS Activity: Introduce and Pray for the VIPP**

If you are presenting the VIPP to other children or parents you can assign children to hold up the 10 clue cards and say what each card tells about the VIPP. (Or, you can have the children hold them up as you tell what each one means.) Then lead the children in praying for the VIPP.

## Game: Hit the Wall

### Materials

Information Sheet for one VIPP

2 Set of Clue Cards

8 8.5" x 11" Manilla Envelopes

Nerf Ball or other soft ball for indoor use

### Preparing the Game

1. Fill in one set of clue sheets for the VIPP you are using.
2. Tape the other (blank) set of Clue Cards to the outside of the manilla envelopes.
3. Put the filled-in clue cards in the corresponding envelope.
4. Tape the envelopes to the wall.

### Playing the Game

**Reveal:** Tell the children about the VIPP, showing them your filled-in clue cards as you tell about them.

**Review:** Have the children take turns trying to hit an envelope with the ball. The teacher (or the child) tells the Clue Card category. The other children try to remember what the VIPP's answer was. Open it up and see if they got it right. If they did, the Clue Card is retired. If not, it can be added back into the Clue Cards to be aimed at.

**VIPP INFORMATION SHEET**

**VIPP NAME:**

\_\_\_\_\_

**WHAT VIPP LOOKS LIKE**

Man or Woman? \_\_\_\_\_

Hair color? \_\_\_\_\_

Eye color? \_\_\_\_\_

**FAVORITE ANIMAL**

\_\_\_\_\_

\_\_\_\_\_

**FAVORITE FOOD**

\_\_\_\_\_

\_\_\_\_\_

**FAVORITE FREE TIME ACTIVITY**

\_\_\_\_\_

\_\_\_\_\_

**WHAT VIPP DOES DURING WEEK**

\_\_\_\_\_

\_\_\_\_\_

\_\_\_\_\_

\_\_\_\_\_

**VIPP GROUP OF SERVICE:**

Church Member

Deacon

Elder

Church Staff

Special Volunteer

Supported Worker  
(Missionary)

**3 WAYS VIPP SERVES CHURCH**

\_\_\_\_\_

\_\_\_\_\_

\_\_\_\_\_

\_\_\_\_\_

\_\_\_\_\_

\_\_\_\_\_

\_\_\_\_\_

\_\_\_\_\_

**3 WAYS TO PRAY FOR THE VIPP**

\_\_\_\_\_

\_\_\_\_\_

\_\_\_\_\_

\_\_\_\_\_

\_\_\_\_\_

\_\_\_\_\_

\_\_\_\_\_

\_\_\_\_\_

